1278967

Golder Associates Inc.
8933 Western Way, Suite 12
Jacksonville, FL USA 32256
Telephone (904) 363-3430
Fax (904) 363-3445

Golder Associates

RECORD DOCUMENTATION
REPORT FOR

GEOSYNTHETIC QUALITY ASSURANCE OF CONSTRUCTION OF PHASES VA, VB, VC, AND VD THIRD CONSTRUCTION INCREMENT TRAIL RIDGE LANDFILL BALDWIN, FLORIDA

33628

NORTHEAST DISTRICT
RECEIVED
JUL 13 2001
DEP - JACKSONVILLE

VOLUME II OF II

Submitted to:

England-Thims & Miller, Inc.
14775 St. Augustine Road
Jacksonville, Florida 32258

On Behalf of:

Trail Ridge Landfill, Inc.
5110 U.S. Highway 301
Baldwin, Florida 32234
and
City of Jacksonville

DISTRIBUTION:

12 Copies - England-Thims & Miller, Inc.
2 Copies - Golder Associates Inc.

June 2001

003-3979

VOLUME I OF II

Cover Letter
Table of Contents
Report Text
Figures
Plates (Photographs)
Appendix A Listing Of Golder And Serrot Site Personnel
Appendix B Approved Specification Changes
Appendix C Geosynthetic Materials Inventories
- Section C-1 Geomembrane
- Section C-2 Geonet
- Section C-3 Secondary (6-oz/yd^2) Geotextile
- Section C-4 Primary (16-oz/yd^2) Geotextile
- Section C-5 Geosynthetic Clay Liner

Appendix D Material Conformance Test Results
- Section D-1 Geomembrane
- Section D-2 Geonet
- Section D-3 Secondary (6-oz/yd^2) Geotextile
- Section D-4 Primary (16-oz/yd^2) Geotextile
- Section D-5 Geosynthetic Clay Liner

VOLUME II OF II

Appendix E Manufacturer's QC Certificates
- Section E-1 Geomembrane
- Section E-2 Geonet
- Section E-3 Secondary (6-oz/yd^2) Geotextile
- Section E-4 Primary (16-oz/yd^2) Geotextile
- Section E-5 Geosynthetic Clay Liner
- Section E-6 Geomembrane Welding Rod

Appendix F Subgrade Acceptance Forms
Appendix G Geomembrane Panel Deployment Logs
- Section G-1 Secondary
- Section G-2 Primary

Appendix H Trial Seam Summaries
- Section H-1 Fusion Summaries
- Section H-2 Extrusion Summaries

Appendix I Geomembrane Seam Summaries
- Section I-1 Secondary Fusion
- Section I-2 Secondary Extrusion
- Section I-3 Primary Fusion
- Section I-4 Primary Extrusion

Appendix J Geomembrane Defect Repair Summaries
- Section J-1 Secondary Defect Repair Summary
- Section J-2 Primary Defect Repair Summary
- Section J-3 Listing Of Repair Summary Abbreviation Codes

VOLUME II OF II
(Continued)

Appendix K	Non-Destructive Test Results	
	Section K-1	Secondary Pressure Test
	Section K-2	Secondary Vacuum Test
	Section K-3	Primary Pressure Test
	Section K-4	Primary Vacuum Test
Appendix L	Destructive Test Results	
	Section L-1	Secondary Fusion
	Section L-2	Secondary Extrusion
	Section L-3	Primary Fusion
	Section L-4	Primary Extrusion
	Section L-5	Failed Destructive Sample Tracking

SECTION E-1

Geomembrane

SERROT INTERNATIONAL, INC. CERTIFICATE OF QUALITY ASSURANCE

PROJECT NAME: WMI/Trail Ridge LF
MATERIAL TYPE: 60 mil HDPE

JOB #:10379
SALES ORDER #: 5135

TEST DESCRIPTION		AVERAGE THICKNESS	MINIMUM THICKNESS	TENSILE @ YIELD	TENSILE @ BREAK	ELONG. @ YIELD	ELONG. @ BREAK	TEAR	PUNCTURE	CARBON BLACK	CARBON BLACK DISPERSION	DENSITY	MELT FLOW INDEX	DIMENSIONAL STABILITY	LOW TEMP. BRITTLENESS	WATER VAPOR TRANSMISSION	STRESS CRACK RESISTANCE
TEST METHOD		D5199	D5199	D638	D638	D638	D638	D1004	D4833	D4218	D5596	D792	D1238	D1204	D746	E96-80	D5397
(modifications)						NSF											App. A
FREQUENCY		Every Roll	Every Roll	50,000 SqFt	50,000 SqFt	50,000 SqFt	50,000 SqFt	50,000 SqFt	50,000 SqFt	50,000 SqFt	50,000 SqFt	50,000 SqFt	Batch	Batch	Certified	Certified	Batch
UNITS		mils	mils	ppi	ppi	%	%	lb	lb	%		g/cc	g/10 min	%		g/m2 day	hr
SPECIFICATION		60	54	126	228	12	700	42	108	2.0 - 3.0	Cat. 1 or 2	0.94 min.	<1.0	± 2	-60° C	0.24	>200
ROLL #	LOT/BLEND																
1912075	8100495	64.7	58	158	301	20	859	52	135	2.54	Cat1	0.947	0.203	-0.15	Pass	< 0.24	>200
1912076	8100495	63.5	57	158	301	20	859	52	135	2.54	Cat1	0.947	0.203	-0.15	Pass	< 0.24	>200
1912077	8100495	64.4	58	156	295	20	860	52	135	2.50	Cat1	0.944	0.203	-0.15	Pass	< 0.24	>200
1912078	8100495	63.0	56	156	295	20	860	52	135	2.50	Cat1	0.944	0.203	-0.15	Pass	< 0.24	>200
1912079	8100495	62.4	56	155	293	19	854	52	138	2.50	Cat1	0.944	0.203	-0.15	Pass	< 0.24	>200
1912080	8100495	62.2	56	155	293	19	854	52	138	2.50	Cat1	0.944	0.203	-0.15	Pass	< 0.24	>200
1912081	8100495	61.4	56	161	308	20	880	51	139	2.47	Cat1	0.947	0.203	-0.15	Pass	< 0.24	>200
1912082	8100495	61.9	56	161	308	20	880	51	139	2.47	Cat1	0.947	0.203	-0.15	Pass	< 0.24	>200
1912083	8100495	61.2	55	155	289	20	844	51	137	2.47	Cat1	0.947	0.203	-0.15	Pass	< 0.24	>200
1912084	8100495	60.9	55	155	289	20	844	51	137	2.47	Cat1	0.947	0.203	-0.15	Pass	< 0.24	>200
1912085	8100495	60.8	56	161	305	19	868	52	143	2.59	Cat1	0.946	0.203	-0.15	Pass	< 0.24	>200
1912086	8100495	61.7	56	161	305	19	868	52	143	2.59	Cat1	0.946	0.203	-0.15	Pass	< 0.24	>200
1912087	8100495	61.5	55	154	303	21	863	51	138	2.59	Cat1	0.946	0.203	-0.15	Pass	< 0.24	>200
1912093	8100495	61.5	55	158	304	20	861	51	136	2.52	Cat1	0.943	0.203	-0.15	Pass	< 0.24	>200
1912094	8100495	61.0	54	158	304	20	861	51	136	2.52	Cat1	0.943	0.203	-0.15	Pass	< 0.24	>200
1912095	8100495	60.7	55	152	299	20	862	50	133	2.52	Cat1	0.943	0.203	-0.15	Pass	< 0.24	>200
1912096	8100495	60.7	54	152	299	20	862	50	133	2.52	Cat1	0.943	0.203	-0.15	Pass	< 0.24	>200
1912097	8100495	60.8	55	155	286	19	832	50	136	2.53	Cat1	0.946	0.203	-0.15	Pass	< 0.24	>200
1912098	8100495	60.1	55	155	286	19	832	50	136	2.53	Cat1	0.946	0.203	-0.15	Pass	< 0.24	>200

Certified By: Sheri Johnson
Quality Control Laboratory Supervisor or Manager 7/28/00

SERROT INTERNATIONAL, INC. CERTIFICATE OF QUALITY ASSURANCE

TEST DESCRIPTION		AVERAGE THICKNESS	MINIMUM THICKNESS	TENSILE @ YIELD	TENSILE @ BREAK	ELONG. @ YIELD	ELONG. @ BREAK	TEAR	PUNCTURE	CARBON BLACK	CARBON BLACK DISPERSION	DENSITY	MELT FLOW INDEX	DIMENSIONAL STABILITY	LOW TEMP. BRITTLENESS	WATER VAPOR TRANSMISSION	STRESS CRACK RESISTANCE
TEST METHOD		D5199	D5199	D638	D638	D638	D638	D1004	D4833	D4218	D5596	D792	D1238	D1204	D746	E96-80	D5397
(modifications)						NSF											App. A
FREQUENCY		Every Roll	Every Roll	50,000 SqFt	50,000 SqFt	50,000 SqFt	50,000 SqFt	50,000 SqFt	50,000 SqFt	50,000 SqFt	50,000 SqFt	50,000 SqFt	Batch	Batch	Certified	Certified	Batch
UNITS		mils	mils	ppi	ppi	%	%	lb	lb	%		g/cc	g/10 min	%		g/m2 day	hr
SPECIFICATION		60	54	126	228	12	700	42	108	2.0 - 3.0	Cat. 1 or 2	0.94 min.	<1.0	± 2	-60° C	0.24	>200
ROLL #	LOT/BLEND																
1912099	8100495	60.6	55	144	288	20	865	49	133	2.53	Cat1	0.946	0.203	-0.15	Pass	< 0.24	>200
1912100	8100495	60.8	55	144	288	20	865	49	133	2.53	Cat1	0.946	0.203	-0.15	Pass	< 0.24	>200
1912113	8100495	62.3	58	158	294	21	839	51	141	2.39	Cat1	0.943	0.203	-0.15	Pass	< 0.24	>200
1912114	8100495	62.3	58	158	294	21	839	51	141	2.39	Cat1	0.943	0.203	-0.15	Pass	< 0.24	>200
1912115	8100495	61.3	57	151	264	20	765	49	136	2.39	Cat1	0.943	0.203	-0.15	Pass	< 0.24	>200
1912116	8100495	61.4	57	151	264	20	765	49	136	2.39	Cat1	0.943	0.203	-0.15	Pass	< 0.24	>200
1912117	8100495	61.4	57	150	287	19	849	48	134	2.59	Cat1	0.947	0.203	-0.15	Pass	< 0.24	>200
1912118	8100495	61.3	57	150	287	19	849	48	134	2.59	Cat1	0.947	0.203	-0.15	Pass	< 0.24	>200
1912119	8100495	61.0	56	149	289	20	864	48	133	2.59	Cat1	0.947	0.203	-0.15	Pass	< 0.24	>200
1912120	8100495	61.6	57	149	289	20	864	48	133	2.59	Cat1	0.947	0.203	-0.15	Pass	< 0.24	>200
1912121	8100495	61.3	57	150	292	20	856	49	138	2.66	Cat1	0.943	0.203	-0.15	Pass	< 0.24	>200
1912122	8100495	61.7	57	150	292	20	856	49	138	2.66	Cat1	0.943	0.203	-0.15	Pass	< 0.24	>200
1912123	8100495	61.6	58	153	298	19	853	50	132	2.66	Cat1	0.943	0.203	-0.15	Pass	< 0.24	>200
1912124	8100495	61.4	56	153	298	19	853	50	132	2.66	Cat1	0.943	0.203	-0.15	Pass	< 0.24	>200
1912125	8100495	61.5	56	156	285	19	818	50	142	2.60	Cat1	0.946	0.203	-0.15	Pass	< 0.24	>200
1912126	8100495	61.3	56	156	285	19	818	50	142	2.60	Cat1	0.946	0.203	-0.15	Pass	< 0.24	>200
1912127	8100495	61.3	56	154	288	19	822	50	138	2.60	Cat1	0.946	0.203	-0.15	Pass	< 0.24	>200
1912128	8100495	61.2	56	154	288	19	822	50	138	2.60	Cat1	0.946	0.203	-0.15	Pass	< 0.24	>200
1912129	8100495	61.7	56	153	284	18	813	51	139	2.61	Cat1	0.944	0.203	-0.15	Pass	< 0.24	>200
1912130	8100495	61.2	56	153	284	18	813	51	139	2.61	Cat1	0.944	0.203	-0.15	Pass	< 0.24	>200
1912131	8100495	60.8	55	159	284	20	792	52	143	2.61	Cat1	0.944	0.203	-0.15	Pass	< 0.24	>200
1912132	8100495	61.4	57	159	284	20	792	52	143	2.61	Cat1	0.944	0.203	-0.15	Pass	< 0.24	>200

Certified By: Sheri Johnson

Quality Control Laboratory Supervisor or Manager 7/28/00

SERROT INTERNATIONAL, INC. CERTIFICATE OF QUALITY ASSURANCE

TEST DESCRIPTION		AVERAGE THICKNESS	MINIMUM THICKNESS	TENSILE @ YIELD	TENSILE @ BREAK	ELONG. @ YIELD	ELONG. @ BREAK	TEAR	PUNCTURE	CARBON BLACK	CARBON BLACK DISPERSION	DENSITY	MELT FLOW INDEX	DIMENSIONAL STABILITY	LOW TEMP. BRITTLENESS	WATER VAPOR TRANSMISSION	STRESS CRACK RESISTANCE
TEST METHOD		D5199	D5199	D638	D638	D638	D638	D1004	D4833	D4218	D5596	D792	D1238	D1204	D746	E96-80	D5397
(modifications)						NSF											App. A
FREQUENCY		Every Roll	Every Roll	50,000 SqFt	50,000 SqFt	50,000 SqFt	50,000 SqFt	50,000 SqFt	50,000 SqFt	50,000 SqFt	50,000 SqFt	50,000 SqFt	Batch	Batch	Certified	Certified	Batch
UNITS		mils	mils	ppi	ppi	%	%	lb	lb	%		g/cc	g/10 min	%		g/m2 day	hr
SPECIFICATION		60	54	126	228	12	700	42	108	2.0 - 3.0	Cat. 1 or 2	0.94 min.	<1.0	± 2	-60° C	0.24	>200
ROLL #	LOT/BLEND																
1912133	8100495	61.1	56	153	280	20	800	51	140	2.51	Cat1	0.946	0.203	-0.15	Pass	< 0.24	>200
1912134	8100495	61.6	56	153	280	20	800	51	140	2.51	Cat1	0.946	0.203	-0.15	Pass	< 0.24	>200
1912135	8100495	61.2	56	161	293	19	833	51	137	2.51	Cat1	0.946	0.203	-0.15	Pass	< 0.24	>200

Certified By: Geri Johnson
Quality Control Laboratory Supervisor or Manager 7/28/00

SERROT INTERNATIONAL, INC. CERTIFICATE OF QUALITY ASSURANCE

PROJECT NAME: WMI/Trail Ridge LF
MATERIAL TYPE: 60 mil HDPE

JOB #:10379
SALES ORDER #: 5135

TEST DESCRIPTION		AVERAGE THICKNESS	MINIMUM THICKNESS	TENSILE @ YIELD	TENSILE @ BREAK	ELONG. @ YIELD	ELONG. @ BREAK	TEAR	PUNCTURE	CARBON BLACK	CARBON BLACK DISPERSION	DENSITY	MELT FLOW INDEX	DIMENSIONAL STABILITY	LOW TEMP. BRITTLENESS	WATER VAPOR TRANSMISSION	STRESS CRACK RESISTANCE
TEST METHOD		D5199	D5199	D638	D638	D638	D638	D1004	D4833	D4218	D5596	D792	D1238	D1204	D746	E96-80	D5397
(modifications)						NSF											App. A
FREQUENCY		Every Roll	Every Roll	50,000 SqFt	50,000 SqFt	50,000 SqFt	50,000 SqFt	50,000 SqFt	50,000 SqFt	50,000 SqFt	50,000 SqFt	50,000 SqFt	Batch	Batch	Certified	Certified	Batch
UNITS		mils	mils	ppi	ppi	%	%	lb	lb	%		g/cc	g/10 min	%		g/m2 day	hr
SPECIFICATION		60	54	126	228	12	700	42	108	2.0 - 3.0	Cat. 1 or 2	0.94 min.	<1.0	± 2	-60° C	0.24	>200
ROLL #	LOT/BLEND																
1912247	8191187	60.6	56	162	303	19	841	51	153	2.41	Cat1	0.946	0.230	-0.18	Pass	< 0.24	>200
1912248	8191187	61.4	57	162	303	19	841	51	153	2.41	Cat1	0.946	0.230	-0.18	Pass	< 0.24	>200
1912249	8191187	61.5	57	160	293	19	820	51	139	2.31	Cat1	0.943	0.230	-0.18	Pass	< 0.24	>200
1912250	8191187	60.8	56	160	293	19	820	51	139	2.31	Cat1	0.943	0.230	-0.18	Pass	< 0.24	>200
1912251	8191187	61.5	57	155	288	20	821	52	134	2.39	Cat1	0.943	0.230	-0.18	Pass	< 0.24	>200
1912253	8191187	61.7	57	153	293	20	874	50	135	2.63	Cat1	0.946	0.230	-0.18	Pass	< 0.24	>200
1912254	8191187	61.2	57	153	293	20	874	50	135	2.63	Cat1	0.946	0.230	-0.18	Pass	< 0.24	>200
1912255	8191187	60.8	57	148	298	21	880	49	132	2.80	Cat1	0.946	0.230	-0.18	Pass	< 0.24	>200
1912256	8191187	61.3	58	148	298	21	880	49	132	2.80	Cat1	0.946	0.230	-0.18	Pass	< 0.24	>200
1912257	8191187	60.9	57	146	291	20	863	49	126	2.62	Cat1	0.944	0.230	-0.18	Pass	< 0.24	>200
1912258	8191187	60.8	58	146	291	20	863	49	126	2.62	Cat1	0.944	0.230	-0.18	Pass	< 0.24	>200
1912259	8191187	60.5	58	146	291	21	859	49	126	2.66	Cat1	0.944	0.230	-0.18	Pass	< 0.24	>200
1912260	8191187	61.0	57	146	291	21	859	49	126	2.66	Cat1	0.944	0.230	-0.18	Pass	< 0.24	>200
1912261	8191187	60.5	55	154	297	19	865	50	136	2.71	Cat1	0.946	0.230	-0.18	Pass	< 0.24	>200
1912262	8191187	60.2	55	154	297	19	865	50	136	2.71	Cat1	0.946	0.230	-0.18	Pass	< 0.24	>200
1912263	8191187	60.6	56	150	294	20	850	49	135	2.61	Cat1	0.946	0.230	-0.18	Pass	< 0.24	>200
1912264	8191187	60.5	56	150	294	20	850	49	135	2.61	Cat1	0.946	0.230	-0.18	Pass	< 0.24	>200
1912265	8191187	60.6	57	159	296	19	837	51	141	2.68	Cat1	0.945	0.230	-0.18	Pass	< 0.24	>200
1912266	8191187	60.1	55	159	296	19	837	51	141	2.68	Cat1	0.945	0.230	-0.18	Pass	< 0.24	>200

Certified By: Geri Johnson
Quality Control Laboratory Supervisor or Manager 8/2/00

SERROT INTERNATIONAL, INC. CERTIFICATE OF QUALITY ASSURANCE

TEST DESCRIPTION		AVERAGE THICKNESS	MINIMUM THICKNESS	TENSILE @ YIELD	TENSILE @ BREAK	ELONG. @ YIELD	ELONG. @ BREAK	TEAR	PUNCTURE	CARBON BLACK	CARBON BLACK DISPERSION	DENSITY	MELT FLOW INDEX	DIMENSIONAL STABILITY	LOW TEMP. BRITTLENESS	WATER VAPOR TRANSMISSION	STRESS CRACK RESISTANCE
TEST METHOD		D5199	D5199	D638	D638	D638	D638	D1004	D4833	D4218	D5596	D792	D1238	D1204	D746	E96-80	D5397
(modifications)						NSF											App. A
FREQUENCY		Every Roll	Every Roll	50,000 SqFt	50,000 SqFt	50,000 SqFt	50,000 SqFt	50,000 SqFt	50,000 SqFt	50,000 SqFt	50,000 SqFt	50,000 SqFt	Batch	Batch	Certified	Certified	Batch
UNITS		mils	mils	ppi	ppi	%	%	lb	lb	%		g/cc	g/10 min	%		g/m2 day	hr
SPECIFICATION		60	54	126	228	12	700	42	108	2.0 - 3.0	Cat. 1 or 2	0.94 min.	<1.0	± 2	-60° C	0.24	>200
ROLL #	LOT/BLEND																
1912267	8191187	60.5	55	156	293	19	827	52	138	2.70	Cat1	0.945	0.230	-0.18	Pass	< 0.24	>200
1912268	8191187	61.0	56	156	293	19	827	52	138	2.70	Cat1	0.945	0.230	-0.18	Pass	< 0.24	>200
1912269	8191187	61.0	56	156	288	19	815	51	139	2.62	Cat1	0.946	0.230	-0.18	Pass	< 0.24	>200
1912270	8191187	60.8	57	156	288	19	815	51	139	2.62	Cat1	0.946	0.230	-0.18	Pass	< 0.24	>200
1912271	8191187	60.6	56	157	306	20	848	52	140	2.53	Cat1	0.946	0.230	-0.18	Pass	< 0.24	>200
1912272	8191187	60.3	56	157	306	20	848	52	140	2.53	Cat1	0.946	0.230	-0.18	Pass	< 0.24	>200
1912273	8191187	60.4	56	149	303	20	846	51	138	2.50	Cat1	0.945	0.230	-0.18	Pass	< 0.24	>200
1912274	8191187	60.6	56	149	303	20	846	51	138	2.50	Cat1	0.945	0.230	-0.18	Pass	< 0.24	>200
1912275	8191187	60.9	57	149	297	21	845	50	141	2.44	Cat1	0.945	0.230	-0.18	Pass	< 0.24	>200
1912276	8191187	60.5	58	149	297	21	845	50	141	2.44	Cat1	0.945	0.230	-0.18	Pass	< 0.24	>200
1912277	8191187	60.3	56	150	298	19	863	49	146	2.63	Cat1	0.946	0.230	-0.18	Pass	< 0.24	>200
1912278	8191187	60.8	57	150	298	19	863	49	146	2.63	Cat1	0.946	0.230	-0.18	Pass	< 0.24	>200
1912279	8191187	60.1	57	149	291	20	849	49	142	2.57	Cat1	0.946	0.230	-0.18	Pass	< 0.24	>200
1912280	8191187	60.8	57	149	291	20	849	49	142	2.57	Cat1	0.946	0.230	-0.18	Pass	< 0.24	>200
1912281	8191187	60.8	57	146	297	20	880	49	144	2.61	Cat1	0.944	0.230	-0.18	Pass	< 0.24	>200
1912282	8191187	61.1	57	146	297	20	880	49	144	2.61	Cat1	0.944	0.230	-0.18	Pass	< 0.24	>200
1912283	8191187	60.8	57	153	302	20	889	49	141	2.48	Cat1	0.944	0.230	-0.18	Pass	< 0.24	>200
1912284	8191187	60.9	57	153	302	20	889	49	141	2.48	Cat1	0.944	0.230	-0.18	Pass	< 0.24	>200
1912285	8191187	60.9	57	152	293	21	860	49	146	2.59	Cat1	0.943	0.230	-0.18	Pass	< 0.24	>200
1912286	8191187	61.2	57	152	293	21	860	49	146	2.59	Cat1	0.943	0.230	-0.18	Pass	< 0.24	>200

Certified By: Sheri Johnson
Quality Control Laboratory Supervisor or Manager 8/2/00

SERROT INTERNATIONAL, INC. CERTIFICATE OF QUALITY ASSURANCE

PROJECT NAME: WMI/Trail Ridge LF
MATERIAL TYPE: 60 mil HDPE

JOB #:10379
SALES ORDER #: 5135

TEST DESCRIPTION		AVERAGE THICKNESS	MINIMUM THICKNESS	TENSILE @ YIELD	TENSILE @ BREAK	ELONG. @ YIELD	ELONG. @ BREAK	TEAR	PUNCTURE	CARBON BLACK	CARBON BLACK DISPERSION	DENSITY	MELT FLOW INDEX	DIMENSIONAL STABILITY	LOW TEMP. BRITTLENESS	WATER VAPOR TRANSMISSION	STRESS CRACK RESISTANCE
TEST METHOD		D5199	D5199	D638	D638	D638	D638	D1004	D4833	D4218	D5596	D792	D1238	D1204	D746	E96-80	D5397
(modifications)						NSF											App. A
FREQUENCY		Every Roll	Every Roll	50,000 SqFt	50,000 SqFt	50,000 SqFt	50,000 SqFt	50,000 SqFt	50,000 SqFt	50,000 SqFt	50,000 SqFt	50,000 SqFt	Batch	Batch	Certified	Certified	Batch
UNITS		mils	mils	ppi	ppi	%	%	lb	lb	%		g/cc	g/10 min	%		g/m2 day	hr
SPECIFICATION		60	54	126	228	12	700	42	108	2.0 - 3.0	Cat. 1 or 2	0.94 min.	<1.0	± 2	-60° C	0.24	>200
ROLL #	LOT/BLEND																
1912395	8100513	61.3	59	151	276	20	799	50	135	2.46	Cat1	0.943	0.336	-0.10	Pass	< 0.24	>200
1912409	8100513	61.7	57	161	283	19	808	51	132	2.63	Cat1	0.947	0.336	-0.10	Pass	< 0.24	>200
1912410	8100513	61.3	58	161	283	19	808	51	132	2.48	Cat1	0.947	0.336	-0.10	Pass	< 0.24	>200
1912411	8100513	61.7	58	153	275	19	805	50	134	2.48	Cat1	0.947	0.336	-0.10	Pass	< 0.24	>200
1912412	8100513	61.6	58	153	275	19	805	50	134	2.56	Cat1	0.947	0.336	-0.10	Pass	< 0.24	>200
1912413	8100513	62.0	58	154	277	19	810	50	137	2.41	Cat1	0.946	0.336	-0.10	Pass	< 0.24	>200
1912414	8100513	61.2	57	154	277	19	810	50	137	2.41	Cat1	0.946	0.336	-0.10	Pass	< 0.24	>200
1912416	8100513	60.9	57	145	284	21	840	49	134	2.57	Cat1	0.946	0.336	-0.10	Pass	< 0.24	>200
1912417	8100513	60.3	58	146	281	21	829	49	136	2.38	Cat1	0.944	0.336	-0.10	Pass	< 0.24	>200
1912418	8100513	61.0	58	146	281	21	829	49	136	2.38	Cat1	0.944	0.336	-0.10	Pass	< 0.24	>200
1912419	8100513	60.7	57	152	293	20	848	50	142	2.38	Cat1	0.944	0.336	-0.10	Pass	< 0.24	>200
1912420	8100513	60.8	57	152	293	20	848	50	142	2.38	Cat1	0.944	0.336	-0.10	Pass	< 0.24	>200
1912421	8100513	60.8	57	150	291	20	837	51	142	2.48	Cat1	0.947	0.336	-0.10	Pass	< 0.24	>200
1912422	8100513	60.7	57	150	291	20	837	51	142	2.48	Cat1	0.947	0.336	-0.10	Pass	< 0.24	>200
1912423	8100513	61.1	58	150	279	21	811	51	144	2.48	Cat1	0.947	0.336	-0.10	Pass	< 0.24	>200
1912424	8100513	61.2	57	150	279	21	811	51	144	2.48	Cat1	0.947	0.336	-0.10	Pass	< 0.24	>200
1912425	8100513	60.7	57	154	293	20	834	51	137	2.64	Cat1	0.945	0.336	-0.10	Pass	< 0.24	>200
1912426	8100513	60.9	57	154	293	20	834	51	137	2.64	Cat1	0.945	0.336	-0.10	Pass	< 0.24	>200
1912427	8100513	60.8	57	153	285	20	809	51	134	2.64	Cat1	0.945	0.336	-0.10	Pass	< 0.24	>200

Certified By: Sal Sorrini
Quality Control Laboratory Supervisor or Manager 8/9/00

SERROT INTERNATIONAL, INC. CERTIFICATE OF QUALITY ASSURANCE

TEST DESCRIPTION		AVERAGE THICKNESS	MINIMUM THICKNESS	TENSILE @ YIELD	TENSILE @ BREAK	ELONG. @ YIELD	ELONG. @ BREAK	TEAR	PUNCTURE	CARBON BLACK	CARBON BLACK DISPERSION	DENSITY	MELT FLOW INDEX	DIMENSIONAL STABILITY	LOW TEMP. BRITTLENESS	WATER VAPOR TRANSMISSION	STRESS CRACK RESISTANCE
TEST METHOD		D5199	D5199	D638	D638	D638	D638	D1004	D4833	D4218	D5596	D792	D1238	D1204	D746	E96-80	D5397
(modifications)						NSF											App. A
FREQUENCY		Every Roll	Every Roll	50,000 SqFt	50,000 SqFt	50,000 SqFt	50,000 SqFt	50,000 SqFt	50,000 SqFt	50,000 SqFt	50,000 SqFt	50,000 SqFt	Batch	Batch	Certified	Certified	Batch
UNITS		mils	mils	ppi	ppi	%	%	lb	lb	%		g/cc	g/10 min	%		g/m2 day	hr
SPECIFICATION		60	54	126	228	12	700	42	108	2.0 - 3.0	Cat. 1 or 2	0.94 min.	<1.0	± 2	-60° C	0.24	>200
ROLL #	LOT/BLEND																
1912428	8100513	60.4	57	153	285	20	809	51	134	2.64	Cat1	0.945	0.336	-0.10	Pass	< 0.24	>200
1912429	8100513	61.2	57	157	296	20	830	51	137	2.42	Cat1	0.947	0.336	-0.10	Pass	< 0.24	>200
1912430	8100513	61.3	58	157	296	20	830	51	137	2.42	Cat1	0.947	0.336	-0.10	Pass	< 0.24	>200
1912431	8100513	61.1	58	157	283	20	798	51	144	2.42	Cat1	0.947	0.336	-0.10	Pass	< 0.24	>200
1912432	8100513	60.9	56	157	283	20	798	51	144	2.42	Cat1	0.947	0.336	-0.10	Pass	< 0.24	>200
1912433	8100513	61.0	57	155	287	21	813	52	139	2.46	Cat1	0.947	0.336	-0.10	Pass	< 0.24	>200
1912434	8100513	61.8	57	155	287	21	813	52	139	2.46	Cat1	0.947	0.336	-0.10	Pass	< 0.24	>200
1912435	8100513	61.4	58	153	286	20	819	50	135	2.46	Cat1	0.947	0.336	-0.10	Pass	< 0.24	>200
1912436	8100513	61.1	57	153	286	20	819	50	135	2.46	Cat1	0.947	0.336	-0.10	Pass	< 0.24	>200
1912437	8100513	61.0	57	155	285	19	825	50	135	2.59	Cat1	0.947	0.336	-0.10	Pass	<.0.24	>200
1912438	8100513	61.3	57	155	285	19	825	50	135	2.59	Cat1	0.947	0.336	-0.10	Pass	< 0.24	>200
1912439	8100513	61.3	57	148	289	20	843	49	130	2.59	Cat1	0.947	0.336	-0.10	Pass	< 0.24	>200
1912440	8100513	60.9	56	148	289	20	843	49	130	2.59	Cat1	0.947	0.336	-0.10	Pass	< 0.24	>200
1912441	8100513	61.0	57	143	279	21	831	49	132	2.56	Cat1	0.945	0.336	-0.10	Pass	< 0.24	>200
1912442	8100513	61.1	57	143	279	21	831	49	132	2.56	Cat1	0.945	0.336	-0.10	Pass	< 0.24	>200
1912443	8100513	61.1	57	145	280	20	832	49	135	2.56	Cat1	0.945	0.336	-0.10	Pass	< 0.24	>200
1912444	8100513	61.3	57	145	280	20	832	49	135	2.56	Cat1	0.945	0.336	-0.10	Pass	< 0.24	>200
1912445	8100513	61.1	57	148	279	21	820	50	140	2.51	Cat1	0.946	0.336	-0.10	Pass	< 0.24	>200
1912446	8100513	60.6	56	148	279	21	820	50	140	2.51	Cat1	0.946	0.336	-0.10	Pass	< 0.24	>200
1912447	8100513	60.5	57	146	281	20	833	49	136	2.51	Cat1	0.946	0.336	-0.10	Pass	< 0.24	>200
1912448	8100513	60.3	57	146	281	20	833	49	136	2.51	Cat1	0.946	0.336	-0.10	Pass	< 0.24	>200
1912449	8100860	60.9	57	152	284	21	830	50	140	2.53	Cat1	0.945	0.205	-0.08	Pass	< 0.24	>200

Certified By: Sal Sarrini
Quality Control Laboratory Supervisor or Manager 8/9/00

SERROT INTERNATIONAL, INC. CERTIFICATE OF QUALITY ASSURANCE

TEST DESCRIPTION		AVERAGE THICKNESS	MINIMUM THICKNESS	TENSILE @ YIELD	TENSILE @ BREAK	ELONG. @ YIELD	ELONG. @ BREAK	TEAR	PUNCTURE	CARBON BLACK	CARBON BLACK DISPERSION	DENSITY	MELT FLOW INDEX	DIMENSIONAL STABILITY	LOW TEMP. BRITTLENESS	WATER VAPOR TRANSMISSION	STRESS CRACK RESISTANCE
TEST METHOD		D5199	D5199	D638	D638	D638	D638	D1004	D4833	D4218	D5596	D792	D1238	D1204	D746	E96-80	D5397
(modifications)						NSF											App. A
FREQUENCY		Every Roll	Every Roll	50,000 SqFt	50,000 SqFt	50,000 SqFt	50,000 SqFt	50,000 SqFt	50,000 SqFt	50,000 SqFt	50,000 SqFt	50,000 SqFt	Batch	Batch	Certified	Certified	Batch
UNITS		mils	mils	ppi	ppi	%	%	lb	lb	%		g/cc	g/10 min	%		g/m2 day	hr
SPECIFICATION		60	54	126	228	12	700	42	108	2.0 - 3.0	Cat. 1 or 2	0.94 min.	<1.0	± 2	-60° C	0.24	>200
ROLL #	LOT/BLEND																
1912450	8100860	61.1	57	152	284	21	830	50	140	2.53	Cat1	0.945	0.205	-0.08	Pass	< 0.24	>200
1912451	8100860	60.8	57	151	279	20	813	50	130	2.53	Cat1	0.945	0.205	-0.08	Pass	< 0.24	>200
1912452	8100860	60.5	57	151	279	20	813	50	130	2.53	Cat1	0.945	0.205	-0.08	Pass	< 0.24	>200
1912453	8100860	60.4	57	146	281	20	826	50	142	2.34	Cat1	0.947	0.205	-0.08	Pass	< 0.24	>200
1912454	8100860	60.6	57	146	281	20	826	50	142	2.34	Cat1	0.947	0.205	-0.08	Pass	< 0.24	>200
1912455	8100860	60.5	57	152	284	19	832	50	146	2.34	Cat1	0.947	0.205	-0.08	Pass	< 0.24	>200
1912456	8100860	60.2	56	152	284	19	832	50	146	2.34	Cat1	0.947	0.205	-0.08	Pass	< 0.24	>200
1912457	8100860	60.3	56	156	280	19	805	51	146	2.41	Cat1	0.946	0.205	-0.08	Pass	< 0.24	>200
1912458	8100860	60.2	57	156	280	19	805	51	146	2.41	Cat1	0.946	0.205	-0.08	Pass	< 0.24	>200
1912459	8100860	60.7	56	155	270	20	772	50	140	2.41	Cat1	0.946	0.205	-0.08	Pass	< 0.24	>200
1912460	8100860	60.6	57	155	270	20	772	50	140	2.41	Cat1	0.946	0.205	-0.08	Pass	< 0.24	>200
1912461	8100860	60.6	56	156	290	19	812	50	142	2.46	Cat1	0.946	0.205	-0.08	Pass	< 0.24	>200
1912462	8100860	60.2	56	156	290	19	812	50	142	2.46	Cat1	0.946	0.205	-0.08	Pass	< 0.24	>200
1912463	8100860	60.2	56	148	285	21	817	49	147	2.46	Cat1	0.946	0.205	-0.08	Pass	< 0.24	>200
1912464	8100860	60.4	56	148	285	21	817	49	147	2.46	Cat1	0.946	0.205	-0.08	Pass	< 0.24	>200
1912465	8100860	60.8	56	157	291	20	832	51	140	2.60	Cat1	0.946	0.205	-0.08	Pass	< 0.24	>200
1912466	8100860	61.1	56	157	291	20	832	51	140	2.60	Cat1	0.946	0.205	-0.08	Pass	< 0.24	>200
1912467	8100860	60.6	56	146	282	21	825	49	132	2.60	Cat1	0.946	0.205	-0.08	Pass	< 0.24	>200
1912468	8100860	60.5	56	146	282	21	825	49	132	2.60	Cat1	0.946	0.205	-0.08	Pass	< 0.24	>200
1912469	8100860	60.3	56	141	289	21	846	49	137	2.48	Cat1	0.946	0.205	-0.08	Pass	< 0.24	>200
1912470	8100860	60.2	56	141	289	21	846	49	137	2.48	Cat1	0.946	0.205	-0.08	Pass	< 0.24	>200
1912471	8100860	60.6	56	146	281	21	835	48	136	2.40	Cat1	0.946	0.205	-0.08	Pass	< 0.24	>200

Certified By: Sal Savino
Quality Control Laboratory Supervisor or Manager 8/9/00

SERROT INTERNATIONAL, INC. CERTIFICATE OF QUALITY ASSURANCE

TEST DESCRIPTION		AVERAGE THICKNESS	MINIMUM THICKNESS	TENSILE @ YIELD	TENSILE @ BREAK	ELONG. @ YIELD	ELONG. @ BREAK	TEAR	PUNCTURE	CARBON BLACK	CARBON BLACK DISPERSION	DENSITY	MELT FLOW INDEX	DIMENSIONAL STABILITY	LOW TEMP. BRITTLENESS	WATER VAPOR TRANSMISSION	STRESS CRACK RESISTANCE
TEST METHOD		D5199	D5199	D638	D638	D638	D638	D1004	D4833	D4218	D5596	D792	D1238	D1204	D746	E96-80	D5397
(modifications)						NSF											App. A
FREQUENCY		Every Roll	Every Roll	50,000 SqFt	50,000 SqFt	50,000 SqFt	50,000 SqFt	50,000 SqFt	50,000 SqFt	50,000 SqFt	50,000 SqFt	50,000 SqFt	Batch	Batch	Certified	Certified	Batch
UNITS		mils	mils	ppi	ppi	%	%	lb	lb	%		g/cc	g/10 min	%		g/m2 day	hr
SPECIFICATION		60	54	126	228	12	700	42	108	2.0 - 3.0	Cat. 1 or 2	0.94 min.	<1.0	± 2	-60° C	0.24	>200
ROLL #	LOT/BLEND																
1912472	8100860	60.6	57	146	281	21	835	48	136	2.40	Cat1	0.946	0.205	-0.08	Pass	< 0.24	>200
1912473	8100860	60.4	57	144	283	21	850	47	137	2.48	Cat1	0.947	0.205	-0.08	Pass	< 0.24	>200
1912474	8100860	60.4	57	144	283	21	850	47	137	2.48	Cat1	0.947	0.205	-0.08	Pass	< 0.24	>200
1912475	8100860	60.6	57	144	281	21	840	48	137	2.48	Cat1	0.947	0.205	-0.08	Pass	< 0.24	>200
1912476	8100860	61.0	57	144	281	21	840	48	137	2.48	Cat1	0.947	0.205	-0.08	Pass	< 0.24	>200
1912477	8100860	60.7	57	146	286	20	843	48	126	2.44	Cat2	0.948	0.205	-0.08	Pass	< 0.24	>200
1912478	8100860	60.6	56	146	286	20	843	48	126	2.44	Cat2	0.948	0.205	-0.08	Pass	< 0.24	>200
1912479	8100860	60.6	56	152	280	20	830	49	134	2.44	Cat2	0.948	0.205	-0.08	Pass	< 0.24	>200
1912480	8100860	60.5	57	152	280	20	830	49	134	2.44	Cat2	0.948	0.205	-0.08	Pass	< 0.24	>200
1912481	8100860	60.7	56	148	296	20	858	49	144	2.44	Cat1	0.947	0.205	-0.08	Pass	< 0.24	>200
1912482	8100860	60.5	57	148	296	20	858	49	144	2.44	Cat1	0.947	0.205	-0.08	Pass	< 0.24	>200
1912483	8100860	60.6	56	151	288	20	836	51	135	2.44	Cat1	0.947	0.205	-0.08	Pass	< 0.24	>200
1912484	8100860	60.4	56	151	288	20	836	51	135	2.44	Cat1	0.947	0.205	-0.08	Pass	< 0.24	>200
1912485	8100860	60.8	57	156	287	20	825	51	147	2.40	Cat1	0.947	0.205	-0.08	Pass	< 0.24	>200
1912486	8100860	60.4	57	156	287	20	825	51	147	2.40	Cat1	0.947	0.205	-0.08	Pass	< 0.24	>200
1912487	8100860	60.7	56	153	292	19	844	51	142	2.40	Cat1	0.947	0.205	-0.08	Pass	< 0.24	>200
1912488	8100860	60.7	56	153	292	19	844	51	142	2.40	Cat1	0.947	0.205	-0.08	Pass	< 0.24	>200
1912489	8100860	60.1	56	154	286	20	812	52	146	2.43	Cat1	0.945	0.205	-0.08	Pass	< 0.24	>200
1912490	8100860	60.7	57	154	286	20	812	52	146	2.43	Cat1	0.945	0.205	-0.08	Pass	< 0.24	>200
1912491	8100860	61.1	56	157	282	20	809	50	135	2.43	Cat1	0.945	0.205	-0.08	Pass	< 0.24	>200

Certified By: Sal Sarini
Quality Control Laboratory Supervisor or Manager 8/9/00

SERROT INTERNATIONAL, INC. CERTIFICATE OF QUALITY ASSURANCE

PROJECT NAME: WMI/Trail Ridge LF **JOB #:**10379

MATERIAL TYPE: 60 mil HDPE **SALES ORDER #:** 5135

TEST DESCRIPTION		AVERAGE THICKNESS	MINIMUM THICKNESS	TENSILE @ YIELD	TENSILE @ BREAK	ELONG. @ YIELD	ELONG. @ BREAK	TEAR	PUNCTURE	CARBON BLACK	CARBON BLACK DISPERSION	DENSITY	MELT FLOW INDEX	DIMENSIONAL STABILITY	LOW TEMP. BRITTLENESS	WATER VAPOR TRANSMISSION	STRESS CRACK RESISTANCE
TEST METHOD		D5199	D5199	D638	D638	D638	D638	D1004	D4833	D4218	D5596	D792	D1238	D1204	D746	E96-80	D5397
(modifications)						NSF											App. A
FREQUENCY		Every Roll	Every Roll	50,000 SqFt	50,000 SqFt	50,000 SqFt	50,000 SqFt	50,000 SqFt	50,000 SqFt	50,000 SqFt	50,000 SqFt	50,000 SqFt	Batch	Batch	Certified	Certified	Batch
UNITS		mils	mils	ppi	ppi	%	%	lb	lb	%		g/cc	g/10 min	%		g/m2 day	hr
SPECIFICATION		60	54	126	228	12	700	42	108	2.0 - 3.0	Cat. 1 or 2	0.94 min.	<1.0	± 2	-60° C	0.24	>200
ROLL #	LOT/BLEND																
1912927	8100863	60.9	57	156	274	20	802	50	137	2.52	Cat1	0.946	0.236	-0.23	Pass	< 0.24	>200
1912928	8100863	60.8	58	156	274	20	802	50	137	2.52	Cat1	0.946	0.236	-0.23	Pass	< 0.24	>200
1912929	8100863	61.1	57	153	285	20	838	48	138	2.43	Cat1	0.949	0.236	-0.23	Pass	< 0.24	>200
1912930	8100863	61.7	57	153	285	20	838	48	138	2.43	Cat1	0.949	0.236	-0.23	Pass	< 0.24	>200
1912931	8100863	60.6	56	151	278	20	837	49	133	2.43	Cat1	0.949	0.236	-0.23	Pass	< 0.24	>200
1912932	8100863	62.6	59	151	278	20	837	49	133	2.57	Cat1	0.949	0.236	-0.23	Pass	< 0.24	>200
1912933	8100863	61.9	59	150	286	20	841	48	131	2.36	Cat1	0.944	0.236	-0.23	Pass	< 0.24	>200
1912934	8100863	61.5	59	150	286	20	841	48	131	2.36	Cat1	0.944	0.236	-0.23	Pass	< 0.24	>200
1912935	8100863	61.8	58	150	281	20	817	49	137	2.36	Cat1	0.944	0.236	-0.23	Pass	< 0.24	>200
1912936	8100863	61.4	59	150	281	20	817	49	137	2.36	Cat1	0.944	0.236	-0.23	Pass	< 0.24	>200
1912937	8100863	61.0	58	152	284	20	833	49	133	2.58	Cat1	0.943	0.236	-0.23	Pass	< 0.24	>200
1912938	8100863	60.2	57	152	284	20	833	49	133	2.58	Cat1	0.943	0.236	-0.23	Pass	< 0.24	>200
1912939	8100863	60.6	58	148	287	20	840	49	133	2.58	Cat1	0.943	0.236	-0.23	Pass	< 0.24	>200
1912940	8100863	60.6	57	148	287	20	840	49	133	2.58	Cat1	0.943	0.236	-0.23	Pass	< 0.24	>200
1912941	8100863	60.4	57	148	280	20	815	49	131	2.63	Cat2	0.944	0.236	-0.23	Pass	< 0.24	>200
1912942	8100863	60.4	58	148	280	20	815	49	131	2.63	Cat2	0.944	0.236	-0.23	Pass	< 0.24	>200
1912943	8100863	60.8	59	160	283	20	817	50	127	2.63	Cat2	0.944	0.236	-0.23	Pass	< 0.24	>200
1912944	8100863	60.8	58	160	283	20	817	50	127	2.63	Cat2	0.944	0.236	-0.23	Pass	< 0.24	>200
1912945	8100863	60.7	57	155	291	20	830	50	137	2.48	Cat1	0.944	0.236	-0.23	Pass	< 0.24	>200

Certified By: Jal Sorrie

Quality Control Laboratory Supervisor or Manager 9/2/00

SERROT INTERNATIONAL, INC. CERTIFICATE OF QUALITY ASSURANCE

TEST DESCRIPTION		AVERAGE THICKNESS	MINIMUM THICKNESS	TENSILE @ YIELD	TENSILE @ BREAK	ELONG. @ YIELD	ELONG. @ BREAK	TEAR	PUNCTURE	CARBON BLACK	CARBON BLACK DISPERSION	DENSITY	MELT FLOW INDEX	DIMENSIONAL STABILITY	LOW TEMP. BRITTLENESS	WATER VAPOR TRANSMISSION	STRESS CRACK RESISTANCE
TEST METHOD		D5199	D5199	D638	D638	D638	D638	D1004	D4833	D4218	D5596	D792	D1238	D1204	D746	E96-80	D5397
(modifications)						NSF											App. A
FREQUENCY		Every Roll	Every Roll	50,000 SqFt	50,000 SqFt	50,000 SqFt	50,000 SqFt	50,000 SqFt	50,000 SqFt	50,000 SqFt	50,000 SqFt	50,000 SqFt	Batch	Batch	Certified	Certified	Batch
UNITS		mils	mils	ppi	ppi	%	%	lb	lb	%		g/cc	g/10 min	%		g/m2 day	hr
SPECIFICATION		60	54	126	228	12	700	42	108	2.0 - 3.0	Cat. 1 or 2	0.94 min.	<1.0	± 2	-60° C	0.24	>200
ROLL #	LOT/BLEND																
1912946	8100874	60.9	57	156	261	19	756	50	137	2.66	Cat1	0.944	0.229	-0.18	Pass	< 0.24	>200
1912947	8100874	61.4	59	155	280	19	808	50	142	2.44	Cat1	0.947	0.229	-0.18	Pass	< 0.24	>200
1912948	8100874	61.2	59	155	280	19	808	50	142	2.44	Cat1	0.947	0.229	-0.18	Pass	< 0.24	>200
1912950	8100874	60.6	58	151	283	20	815	50	139	2.60	Cat1	0.944	0.229	-0.18	Pass	< 0.24	>200
1912951	8100874	61.2	58	153	286	19	838	50	140	2.60	Cat1	0.944	0.229	-0.18	Pass	< 0.24	>200
1912952	8100874	61.1	58	153	286	19	838	50	140	2.60	Cat1	0.944	0.229	-0.18	Pass	< 0.24	>200
1912953	8100874	61.7	58	155	285	20	838	49	135	2.49	Cat1	0.945	0.229	-0.18	Pass	< 0.24	>200
1912954	8100874	61.5	58	155	285	20	838	49	135	2.49	Cat1	0.945	0.229	-0.18	Pass	< 0.24	>200
1912955	8100874	61.1	59	150	288	20	853	49	137	2.49	Cat1	0.945	0.229	-0.18	Pass	< 0.24	>200
1912956	8100874	61.2	57	150	288	20	853	49	137	2.49	Cat1	0.945	0.229	-0.18	Pass	< 0.24	>200
1912957	8100874	60.8	58	153	277	21	823	49	137	2.64	Cat1	0.948	0.229	-0.18	Pass	< 0.24	>200
1912958	8100874	61.4	59	153	277	21	823	49	137	2.64	Cat1	0.948	0.229	-0.18	Pass	< 0.24	>200
1912959	8100874	61.3	59	151	278	19	819	50	127	2.64	Cat1	0.948	0.229	-0.18	Pass	< 0.24	>200
1912960	8100874	61.6	59	151	278	19	819	50	127	2.64	Cat1	0.948	0.229	-0.18	Pass	< 0.24	>200
1912961	8100874	60.2	57	149	285	20	836	50	135	2.38	Cat1	0.948	0.229	-0.18	Pass	< 0.24	>200
1912962	8100874	60.6	58	149	285	20	836	50	135	2.38	Cat1	0.948	0.229	-0.18	Pass	< 0.24	>200
1912963	8100874	60.4	58	151	285	20	839	49	132	2.38	Cat1	0.948	0.229	-0.18	Pass	< 0.24	>200
1912964	8100874	60.8	58	151	285	20	839	49	132	2.38	Cat1	0.948	0.229	-0.18	Pass	< 0.24	>200
1912965	8100874	60.5	57	146	286	20	835	50	136	2.49	Cat1	0.947	0.229	-0.18	Pass	< 0.24	>200
1912966	8100874	61.1	58	146	286	20	835	50	136	2.49	Cat1	0.947	0.229	-0.18	Pass	< 0.24	>200
1912967	8100874	61.1	58	154	283	19	827	50	138	2.49	Cat1	0.947	0.229	-0.18	Pass	< 0.24	>200
1912968	8100874	60.7	58	154	283	19	827	50	138	2.49	Cat1	0.947	0.229	-0.18	Pass	< 0.24	>200

Certified By: Sal Sarini

Quality Control Laboratory Supervisor or Manager 9/2/00

SERROT INTERNATIONAL, INC. CERTIFICATE OF QUALITY ASSURANCE

TEST DESCRIPTION		AVERAGE THICKNESS	MINIMUM THICKNESS	TENSILE @ YIELD	TENSILE @ BREAK	ELONG. @ YIELD	ELONG. @ BREAK	TEAR	PUNCTURE	CARBON BLACK	CARBON BLACK DISPERSION	DENSITY	MELT FLOW INDEX	DIMENSIONAL STABILITY	LOW TEMP. BRITTLENESS	WATER VAPOR TRANSMISSION	STRESS CRACK RESISTANCE
TEST METHOD		D5199	D5199	D638	D638	D638	D638	D1004	D4833	D4218	D5596	D792	D1238	D1204	D746	E96-80	D5397
(modifications)						NSF											App. A
FREQUENCY		Every Roll	Every Roll	50,000 SqFt	50,000 SqFt	50,000 SqFt	50,000 SqFt	50,000 SqFt	50,000 SqFt	50,000 SqFt	50,000 SqFt	50,000 SqFt	Batch	Batch	Certified	Certified	Batch
UNITS		mils	mils	ppi	ppi	%	%	lb	lb	%		g/cc	g/10 min	%		g/m2 day	hr
SPECIFICATION		60	54	126	228	12	700	42	108	2.0 - 3.0	Cat. 1 or 2	0.94 min.	<1.0	± 2	-60° C	0.24	>200
ROLL #	LOT/BLEND																
1912969	8100874	60.9	58	153	288	20	830	50	140	2.67	Cat1	0.947	0.229	-0.18	Pass	< 0.24	>200
1912970	8100874	60.7	58	153	288	20	830	50	140	2.67	Cat1	0.947	0.229	-0.18	Pass	< 0.24	>200
1912971	8100874	60.1	56	151	282	20	830	50	144	2.67	Cat1	0.947	0.229	-0.18	Pass	< 0.24	>200
1912972	8100874	60.1	57	151	282	20	830	50	144	2.67	Cat1	0.947	0.229	-0.18	Pass	< 0.24	>200
1912973	8100874	60.7	58	154	291	20	841	49	143	2.55	Cat1	0.947	0.229	-0.18	Pass	< 0.24	>200
1912974	8100874	60.7	58	154	291	20	841	49	143	2.55	Cat1	0.947	0.229	-0.18	Pass	< 0.24	>200
1912975	8100874	60.9	58	159	280	19	823	51	144	2.55	Cat1	0.947	0.229	-0.18	Pass	< 0.24	>200
1912976	8100874	60.2	57	159	280	19	823	51	144	2.55	Cat1	0.947	0.229	-0.18	Pass	< 0.24	>200
1912977	8100874	61.3	58	158	282	20	813	51	130	2.56	Cat1	0.947	0.229	-0.18	Pass	< 0.24	>200
1912978	8100874	60.6	58	158	282	20	813	51	130	2.56	Cat1	0.947	0.229	-0.18	Pass	< 0.24	>200
1912979	8100874	61.3	58	144	279	20	811	49	143	2.56	Cat1	0.947	0.229	-0.18	Pass	< 0.24	>200
1912980	8100874	61.0	58	144	279	20	811	49	143	2.56	Cat1	0.947	0.229	-0.18	Pass	< 0.24	>200
1912981	8100874	60.7	58	146	286	19	833	49	147	2.50	Cat1	0.945	0.229	-0.18	Pass	< 0.24	>200
1912982	8100874	60.6	57	146	286	19	833	49	147	2.50	Cat1	0.945	0.229	-0.18	Pass	< 0.24	>200
1912983	8100874	61.0	58	143	284	20	837	49	131	2.50	Cat1	0.945	0.229	-0.18	Pass	< 0.24	>200
1912984	8100874	61.2	59	143	284	20	837	49	131	2.50	Cat1	0.945	0.229	-0.18	Pass	< 0.24	>200
1912985	8100874	61.2	58	145	287	20	843	50	135	2.59	Cat2	0.944	0.229	-0.18	Pass	< 0.24	>200
1912986	8100874	61.2	58	145	287	20	843	50	135	2.59	Cat2	0.944	0.229	-0.18	Pass	< 0.24	>200
1912987	8100874	61.3	58	150	280	20	839	49	132	2.59	Cat2	0.944	0.229	-0.18	Pass	< 0.24	>200
1912988	8100874	61.6	58	150	280	20	839	49	132	2.59	Cat2	0.944	0.229	-0.18	Pass	< 0.24	>200
1912989	8100874	61.0	58	152	288	20	858	50	122	2.59	Cat1	0.943	0.229	-0.18	Pass	< 0.24	>200
1912990	8100874	61.2	59	152	288	20	858	50	122	2.59	Cat1	0.943	0.229	-0.18	Pass	< 0.24	>200

Certified By: Sal Sarrini
Quality Control Laboratory Supervisor or Manager 9/2/00

SERROT INTERNATIONAL, INC. CERTIFICATE OF QUALITY ASSURANCE

TEST DESCRIPTION		AVERAGE THICKNESS	MINIMUM THICKNESS	TENSILE @ YIELD	TENSILE @ BREAK	ELONG. @ YIELD	ELONG. @ BREAK	TEAR	PUNCTURE	CARBON BLACK	CARBON BLACK DISPERSION	DENSITY	MELT FLOW INDEX	DIMENSIONAL STABILITY	LOW TEMP. BRITTLENESS	WATER VAPOR TRANSMISSION	STRESS CRACK RESISTANCE
TEST METHOD		D5199	D5199	D638	D638	D638	D638	D1004	D4833	D4218	D5596	D792	D1238	D1204	D746	E96-80	D5397
(modifications)						NSF											App. A
FREQUENCY		Every Roll	Every Roll	50,000 SqFt	50,000 SqFt	50,000 SqFt	50,000 SqFt	50,000 SqFt	50,000 SqFt	50,000 SqFt	50,000 SqFt	50,000 SqFt	Batch	Batch	Certified	Certified	Batch
UNITS		mils	mils	ppi	ppi	%	%	lb	lb	%		g/cc	g/10 min	%		g/m2 day	hr
SPECIFICATION		60	54	126	228	12	700	42	108	2.0 - 3.0	Cat. 1 or 2	0.94 min.	<1.0	± 2	-60° C	0.24	>200
ROLL #	LOT/BLEND																
1912991	8100874	61.7	59	148	286	20	860	49	137	2.55	Cat1	0.943	0.229	-0.18	Pass	< 0.24	>200
1912992	8100874	60.4	57	148	286	20	860	49	137	2.55	Cat1	0.943	0.229	-0.18	Pass	< 0.24	>200
1912993	8100874	60.4	58	153	287	19	849	50	137	2.35	Cat1	0.949	0.229	-0.18	Pass	< 0.24	>200
1912994	8100874	60.0	57	153	287	19	849	50	137	2.35	Cat1	0.949	0.229	-0.18	Pass	< 0.24	>200
1912995	8100874	60.8	57	157	283	19	833	49	135	2.35	Cat1	0.949	0.229	-0.18	Pass	< 0.24	>200
1912996	8100874	60.5	58	157	283	19	833	49	135	2.35	Cat1	0.949	0.229	-0.18	Pass	< 0.24	>200
1912997	8100874	60.0	57	153	279	20	815	50	139	2.61	Cat1	0.946	0.229	-0.18	Pass	< 0.24	>200
1912998	8100874	60.6	57	153	279	20	815	50	139	2.61	Cat1	0.946	0.229	-0.18	Pass	< 0.24	>200
1912999	8100874	60.7	57	152	266	20	784	50	135	2.61	Cat1	0.946	0.229	-0.18	Pass	< 0.24	>200
1913000	8100874	61.1	58	152	266	20	784	50	135	2.61	Cat1	0.946	0.229	-0.18	Pass	< 0.24	>200
1913001	8100874	60.4	57	158	295	20	845	49	142	2.58	Cat1	0.946	0.229	-0.18	Pass	< 0.24	>200
1913002	8100874	60.5	57	158	295	20	845	49	142	2.58	Cat1	0.946	0.229	-0.18	Pass	< 0.24	>200
1913003	8100874	61.0	57	156	291	19	832	50	139	2.58	Cat1	0.946	0.229	-0.18	Pass	< 0.24	>200
1913004	8100874	60.8	57	156	291	19	832	50	139	2.58	Cat1	0.946	0.229	-0.18	Pass	< 0.24	>200
1913005	8100874	60.9	58	153	281	19	808	50	142	2.53	Cat2	0.945	0.229	-0.18	Pass	< 0.24	>200
1913006	8100874	60.7	57	153	281	19	808	50	142	2.53	Cat2	0.945	0.229	-0.18	Pass	< 0.24	>200
1913007	8100866	60.5	58	152	293	19	830	50	139	2.53	Cat2	0.945	0.217	-0.25	Pass	< 0.24	>200
1913008	8100866	60.6	57	152	293	19	830	50	139	2.53	Cat2	0.945	0.217	-0.25	Pass	< 0.24	>200
1913009	8100866	60.3	57	149	286	20	821	50	138	2.58	Cat2	0.949	0.217	-0.25	Pass	< 0.24	>200
1913010	8100866	60.2	57	149	286	20	821	50	138	2.58	Cat2	0.949	0.217	-0.25	Pass	< 0.24	>200

Certified By: Sal Sarmi
Quality Control Laboratory Supervisor or Manager 9/2/00

SERROT INTERNATIONAL, INC. CERTIFICATE OF QUALITY ASSURANCE

PROJECT NAME: WMI/Trail Ridge LF — JOB #:10379

MATERIAL TYPE: 60 mil HDPE — SALES ORDER #: 5135

TEST DESCRIPTION		AVERAGE THICKNESS	MINIMUM THICKNESS	TENSILE @ YIELD	TENSILE @ BREAK	ELONG. @ YIELD	ELONG. @ BREAK	TEAR	PUNCTURE	CARBON BLACK	CARBON BLACK DISPERSION	DENSITY	MELT FLOW INDEX	DIMENSIONAL STABILITY	LOW TEMP. BRITTLENESS	WATER VAPOR TRANSMISSION	STRESS CRACK RESISTANCE
TEST METHOD		D5199	D5199	D638	D638	D638	D638	D1004	D4833	D4218	D5596	D792	D1238	D1204	D746	E96-80	D5397
(modifications)						NSF											App. A
FREQUENCY		Every Roll	Every Roll	50,000 SqFt	50,000 SqFt	50,000 SqFt	50,000 SqFt	50,000 SqFt	50,000 SqFt	50,000 SqFt	50,000 SqFt	50,000 SqFt	Batch	Batch	Certified	Certified	Batch
UNITS		mils	mils	ppi	ppi	%	%	lb	lb	%		g/cc	g/10 min	%		g/m2 day	hr
SPECIFICATION		60	54	126	228	12	700	42	108	2.0 - 3.0	Cat. 1 or 2	0.94 min.	<1.0	± 2	-60° C	0.24	>200
ROLL #	LOT/BLEND																
1913205	8100871	60.7	58.0	147	275	19	803	48	145	2.42	Cat1	0.946	0.225	-0.15	Pass	< 0.24	>200
1913207	8100871	61.4	59.0	148	279	20	815	47	151	2.42	Cat1	0.946	0.225	-0.15	Pass	< 0.24	>200
1913208	8100871	61.4	58.0	148	279	20	815	47	151	2.42	Cat1	0.946	0.225	-0.15	Pass	< 0.24	>200
1913209	8100871	61.0	58.0	144	278	20	822	48	152	2.47	Cat1	0.946	0.225	-0.15	Pass	< 0.24	>200
1913210	8100871	60.8	57.0	144	278	20	822	48	152	2.47	Cat1	0.946	0.225	-0.15	Pass	< 0.24	>200
1913211	8100871	60.5	58.0	148	270	20	789	49	147	2.47	Cat1	0.946	0.225	-0.15	Pass	< 0.24	>200
1913212	8100871	61.1	58.0	148	270	20	789	49	147	2.47	Cat1	0.946	0.225	-0.15	Pass	< 0.24	>200
1913213	8100871	60.4	58.0	156	270	20	791	49	140	2.38	Cat2	0.946	0.225	-0.15	Pass	< 0.24	>200
1913214	8100871	60.9	58.0	156	270	20	791	49	140	2.38	Cat2	0.946	0.225	-0.15	Pass	< 0.24	>200
1913215	8100871	60.3	58.0	153	274	20	795	49	150	2.38	Cat2	0.946	0.225	-0.15	Pass	< 0.24	>200
1913216	8100871	61.0	58.0	153	274	20	795	49	150	2.38	Cat2	0.946	0.225	-0.15	Pass	< 0.24	>200
1913217	8100871	60.7	58.0	152	280	20	820	48	142	2.40	Cat1	0.946	0.225	-0.15	Pass	< 0.24	>200
1913218	8100871	60.0	57.0	152	280	20	820	48	142	2.40	Cat1	0.946	0.225	-0.15	Pass	< 0.24	>200
1913219	8100871	60.1	57.0	145	266	20	790	48	139	2.40	Cat1	0.946	0.225	-0.15	Pass	< 0.24	>200
1913220	8100871	60.3	58.0	145	266	20	790	48	139	2.40	Cat1	0.946	0.225	-0.15	Pass	< 0.24	>200
1913221	8100871	60.6	57.0	148	270	19	805	48	140	2.57	Cat1	0.946	0.225	-0.15	Pass	< 0.24	>200
1913222	8100871	60.2	57.0	148	270	19	805	48	140	2.57	Cat1	0.946	0.225	-0.15	Pass	< 0.24	>200
1913223	8100871	60.2	58.0	139	277	20	823	47	147	2.57	Cat1	0.946	0.225	-0.15	Pass	< 0.24	>200
1913224	8100871	61.0	58.0	139	277	20	823	47	147	2.57	Cat1	0.946	0.225	-0.15	Pass	< 0.24	>200

Certified By: Sal Sarini

Quality Control Laboratory Supervisor or Manager 10/6/00

SERROT INTERNATIONAL, INC. CERTIFICATE OF QUALITY ASSURANCE

TEST DESCRIPTION		AVERAGE THICKNESS	MINIMUM THICKNESS	TENSILE @ YIELD	TENSILE @ BREAK	ELONG. @ YIELD	ELONG. @ BREAK	TEAR	PUNCTURE	CARBON BLACK	CARBON BLACK DISPERSION	DENSITY	MELT FLOW INDEX	DIMENSIONAL STABILITY	LOW TEMP. BRITTLENESS	WATER VAPOR TRANSMISSION	STRESS CRACK RESISTANCE
TEST METHOD		D5199	D5199	D638	D638	D638	D638	D1004	D4833	D4218	D5596	D792	D1238	D1204	D746	E96-80	D5397
(modifications)						NSF											App. A
FREQUENCY		Every Roll	Every Roll	50,000 SqFt	50,000 SqFt	50,000 SqFt	50,000 SqFt	50,000 SqFt	50,000 SqFt	50,000 SqFt	50,000 SqFt	50,000 SqFt	Batch	Batch	Certified	Certified	Batch
UNITS		mils	mils	ppi	ppi	%	%	lb	lb	%		g/cc	g/10 min	%		g/m2 day	hr
SPECIFICATION		60	54	126	228	12	700	42	108	2.0 - 3.0	Cat. 1 or 2	0.94 min.	<1.0	± 2	-60° C	0.24	>200
ROLL #	LOT/BLEND																
1913225	8100871	60.4	58.0	147	279	19	837	48	145	2.38	Cat1	0.946	0.225	-0.15	Pass	< 0.24	>200
1913226	8100871	60.7	58.0	147	279	19	837	48	145	2.38	Cat1	0.946	0.225	-0.15	Pass	< 0.24	>200
1913227	8100871	60.7	58.0	149	278	19	826	49	143	2.38	Cat1	0.946	0.225	-0.15	Pass	< 0.24	>200
1913228	8100871	60.7	58.0	149	278	19	826	49	143	2.38	Cat1	0.946	0.225	-0.15	Pass	< 0.24	>200
1913229	8100871	60.7	58.0	147	272	20	816	48	146	2.37	Cat1	0.946	0.225	-0.15	Pass	< 0.24	>200
1913230	8100871	60.3	58.0	147	272	20	816	48	146	2.37	Cat1	0.946	0.225	-0.15	Pass	< 0.24	>200
1913231	8100871	60.8	58.0	150	278	20	826	48	142	2.37	Cat1	0.946	0.225	-0.15	Pass	< 0.24	>200
1913232	8100871	60.3	58.0	150	278	20	826	48	142	2.37	Cat1	0.946	0.225	-0.15	Pass	< 0.24	>200
1913233	8100871	60.4	57.0	148	285	20	850	48	143	2.34	Cat2	0.946	0.225	-0.15	Pass	< 0.24	>200
1913234	8100871	61.3	58.0	148	285	20	850	48	143	2.34	Cat2	0.946	0.225	-0.15	Pass	< 0.24	>200
1913235	8100871	60.4	58.0	154	287	20	836	50	141	2.55	Cat2	0.946	0.225	-0.15	Pass	< 0.24	>200
1913236	8100871	60.9	58.0	154	287	20	836	50	141	2.55	Cat2	0.946	0.225	-0.15	Pass	< 0.24	>200
1913237	8100871	60.9	58.0	154	282	19	820	49	139	2.36	Cat1	0.946	0.225	-0.15	Pass	< 0.24	>200
1913238	8100871	61.0	58.0	154	282	19	820	49	139	2.36	Cat1	0.946	0.225	-0.15	Pass	< 0.24	>200
1913239	8100871	60.7	58.0	152	289	19	832	50	142	2.36	Cat1	0.946	0.225	-0.15	Pass	< 0.24	>200
1913240	8100873	60.9	58.0	152	289	19	832	50	142	2.36	Cat1	0.948	0.224	-0.23	Pass	< 0.24	>200
1913241	8100873	61.0	58.0	150	281	20	811	50	138	2.39	Cat1	0.948	0.224	-0.23	Pass	< 0.24	>200
1913242	8100873	61.0	58.0	150	281	20	811	50	138	2.39	Cat1	0.948	0.224	-0.23	Pass	< 0.24	>200
1913243	8100873	60.8	58.0	154	285	20	821	50	142	2.39	Cat1	0.948	0.224	-0.23	Pass	< 0.24	>200
1913244	8100873	60.5	57.0	154	285	20	821	50	142	2.39	Cat1	0.948	0.224	-0.23	Pass	< 0.24	>200
1913245	8100873	61.2	58.0	156	284	20	810	49	146	2.47	Cat1	0.948	0.224	-0.23	Pass	< 0.24	>200
1913246	8100873	61.2	58.0	156	284	20	810	49	146	2.47	Cat1	0.948	0.224	-0.23	Pass	< 0.24	>200

Certified By: Sal Sarini

Quality Control Laboratory Supervisor or Manager 10/6/00

SERROT INTERNATIONAL, INC. CERTIFICATE OF QUALITY ASSURANCE

TEST DESCRIPTION		AVERAGE THICKNESS	MINIMUM THICKNESS	TENSILE @ YIELD	TENSILE @ BREAK	ELONG. @ YIELD	ELONG. @ BREAK	TEAR	PUNCTURE	CARBON BLACK	CARBON BLACK DISPERSION	DENSITY	MELT FLOW INDEX	DIMENSIONAL STABILITY	LOW TEMP. BRITTLENESS	WATER VAPOR TRANSMISSION	STRESS CRACK RESISTANCE
TEST METHOD		D5199	D5199	D638	D638	D638	D638	D1004	D4833	D4218	D5596	D792	D1238	D1204	D746	E96-80	D5397
(modifications)						NSF											App. A
FREQUENCY		Every Roll	Every Roll	50,000 SqFt	50,000 SqFt	50,000 SqFt	50,000 SqFt	50,000 SqFt	50,000 SqFt	50,000 SqFt	50,000 SqFt	50,000 SqFt	Batch	Batch	Certified	Certified	Batch
UNITS		mils	mils	ppi	ppi	%	%	lb	lb	%		g/cc	g/10 min	%		g/m2 day	hr
SPECIFICATION		60	54	126	228	12	700	42	108	2.0 - 3.0	Cat. 1 or 2	0.94 min.	<1.0	± 2	-60° C	0.24	>200
ROLL #	LOT/BLEND																
1913247	8100873	60.5	57.0	154	273	19	797	49	148	2.47	Cat1	0.948	0.224	-0.23	Pass	< 0.24	>200
1913248	8100873	61.2	58.0	154	273	19	797	49	148	2.47	Cat1	0.948	0.224	-0.23	Pass	< 0.24	>200
1913250	8100873	60.0	57.0	154	281	19	817	49	139	2.35	Cat1	0.948	0.224	-0.23	Pass	< 0.24	>200
1913251	8100873	60.6	57.0	156	272	19	793	49	148	2.35	Cat1	0.948	0.224	-0.23	Pass	< 0.24	>200
1913253	8100873	60.5	56.0	157	274	19	782	49	146	2.39	Cat1	0.948	0.224	-0.23	Pass	< 0.24	>200
1913254	8100873	60.4	58.0	157	274	19	782	49	146	2.39	Cat1	0.948	0.224	-0.23	Pass	< 0.24	>200
1913255	8100873	61.1	57.0	154	276	19	805	49	147	2.39	Cat1	0.948	0.224	-0.23	Pass	< 0.24	>200
1913256	8100873	61.1	57.0	154	276	19	805	49	147	2.39	Cat1	0.948	0.224	-0.23	Pass	< 0.24	>200
1913257	8100873	61.0	58.0	157	282	20	801	50	149	2.55	Cat2	0.948	0.224	-0.23	Pass	< 0.24	>200
1913258	8100873	61.4	58.0	157	282	20	801	50	149	2.55	Cat2	0.948	0.224	-0.23	Pass	< 0.24	>200
1913259	8100873	61.5	58.0	148	282	20	807	51	142	2.55	Cat2	0.948	0.224	-0.23	Pass	< 0.24	>200
1913260	8100873	61.4	58.0	148	282	20	807	51	142	2.55	Cat2	0.948	0.224	-0.23	Pass	< 0.24	>200
1913261	8100873	60.8	58.0	147	285	21	821	50	152	2.47	Cat2	0.948	0.224	-0.23	Pass	< 0.24	>200
1913262	8100873	60.7	57.0	147	285	21	821	50	152	2.47	Cat2	0.948	0.224	-0.23	Pass	< 0.24	>200
1913263	8100873	60.6	58.0	151	285	19	820	51	145	2.47	Cat2	0.948	0.224	-0.23	Pass	< 0.24	>200
1913264	8100873	60.3	58.0	151	285	19	820	51	145	2.47	Cat2	0.948	0.224	-0.23	Pass	< 0.24	>200
1913265	8100873	60.4	57.0	157	282	19	822	50	144	2.30	Cat2	0.948	0.224	-0.23	Pass	< 0.24	>200
1913266	8100873	60.2	57.0	157	282	19	822	50	144	2.30	Cat2	0.948	0.224	-0.23	Pass	< 0.24	>200
1913267	8100873	60.4	58.0	159	279	19	804	51	152	2.30	Cat2	0.948	0.224	-0.23	Pass	< 0.24	>200
1913268	8100873	60.4	57.0	159	279	19	804	51	152	2.30	Cat2	0.948	0.224	-0.23	Pass	< 0.24	>200
1913269	8100873	60.2	57.0	148	289	20	832	49	146	2.43	Cat1	0.948	0.224	-0.23	Pass	< 0.24	>200
1913270	8100873	60.3	58.0	148	289	20	832	49	146	2.43	Cat1	0.948	0.224	-0.23	Pass	< 0.24	>200

Certified By: Sal Sarrino

Quality Control Laboratory Supervisor or Manager 10/6/00

SERROT INTERNATIONAL, INC. CERTIFICATE OF QUALITY ASSURANCE

TEST DESCRIPTION		AVERAGE THICKNESS	MINIMUM THICKNESS	TENSILE @ YIELD	TENSILE @ BREAK	ELONG. @ YIELD	ELONG. @ BREAK	TEAR	PUNCTURE	CARBON BLACK	CARBON BLACK DISPERSION	DENSITY	MELT FLOW INDEX	DIMENSIONAL STABILITY	LOW TEMP. BRITTLENESS	WATER VAPOR TRANSMISSION	STRESS CRACK RESISTANCE
TEST METHOD		D5199	D5199	D638	D638	D638	D638	D1004	D4833	D4218	D5596	D792	D1238	D1204	D746	E96-80	D5397
(modifications)						NSF											App. A
FREQUENCY		Every Roll	Every Roll	50,000 SqFt	50,000 SqFt	50,000 SqFt	50,000 SqFt	50,000 SqFt	50,000 SqFt	50,000 SqFt	50,000 SqFt	50,000 SqFt	Batch	Batch	Certified	Certified	Batch
UNITS		mils	mils	ppi	ppi	%	%	lb	lb	%		g/cc	g/10 min	%		g/m2 day	hr
SPECIFICATION		60	54	126	228	12	700	42	108	2.0 - 3.0	Cat. 1 or 2	0.94 min.	<1.0	± 2	-60° C	0.24	>200
ROLL #	LOT/BLEND																
1913271	8100873	60.4	58.0	160	284	19	824	50	156	2.43	Cat1	0.948	0.224	-0.23	Pass	< 0.24	>200
1913272	8100873	60.0	57.0	160	284	19	824	50	156	2.43	Cat1	0.948	0.224	-0.23	Pass	< 0.24	>200
1913273	8100873	60.8	58.0	147	280	20	816	50	143	2.48	Cat1	0.948	0.224	-0.23	Pass	< 0.24	>200
1913274	8100873	60.4	58.0	147	280	20	816	50	143	2.48	Cat1	0.948	0.224	-0.23	Pass	< 0.24	>200
1913275	8100873	60.8	59.0	150	286	20	824	50	149	2.48	Cat1	0.948	0.224	-0.23	Pass	< 0.24	>200
1913276	8100873	60.4	58.0	150	286	20	824	50	149	2.48	Cat1	0.948	0.224	-0.23	Pass	< 0.24	>200
1913277	8100873	60.8	59.0	162	272	18	786	50	145	2.34	Cat1	0.948	0.224	-0.23	Pass	< 0.24	>200
1913278	8100873	60.7	59.0	162	272	18	786	50	145	2.34	Cat1	0.948	0.224	-0.23	Pass	< 0.24	>200
1913279	8100873	60.6	59.0	147	287	20	814	49	138	2.34	Cat1	0.948	0.224	-0.23	Pass	< 0.24	>200
1913280	8100873	61.1	57.0	147	287	20	814	49	138	2.34	Cat1	0.948	0.224	-0.23	Pass	< 0.24	>200
1913281	8100873	60.7	58.0	156	281	19	797	49	147	2.50	Cat1	0.948	0.224	-0.23	Pass	< 0.24	>200
1913282	8100873	60.8	58.0	156	281	19	797	49	147	2.50	Cat1	0.948	0.224	-0.23	Pass	< 0.24	>200
1913283	8100873	61.1	58.0	152	275	19	805	49	148	2.50	Cat1	0.948	0.224	-0.23	Pass	< 0.24	>200
1913284	8100873	61.5	59.0	152	275	19	805	49	148	2.50	Cat1	0.948	0.224	-0.23	Pass	< 0.24	>200
1913285	8100873	60.8	58.0	152	288	20	838	49	147	2.74	Cat1	0.948	0.224	-0.23	Pass	< 0.24	>200
1913286	8100873	60.9	58.0	152	288	20	838	49	147	2.74	Cat1	0.948	0.224	-0.23	Pass	< 0.24	>200
1913287	8100873	60.6	58.0	154	286	19	843	49	147	2.74	Cat1	0.948	0.224	-0.23	Pass	< 0.24	>200
1913288	8100873	61.3	59.0	154	286	19	843	49	147	2.74	Cat1	0.948	0.224	-0.23	Pass	< 0.24	>200
1913289	8100873	61.0	58.0	153	279	20	814	50	148	2.51	Cat2	0.948	0.224	-0.23	Pass	< 0.24	>200
1913290	8100873	60.6	58.0	153	279	20	814	50	148	2.51	Cat2	0.948	0.224	-0.23	Pass	< 0.24	>200

Certified By: Sal Savino
Quality Control Laboratory Supervisor or Manager 10/6/00

SERROT INTERNATIONAL, INC. CERTIFICATE OF QUALITY ASSURANCE

PROJECT NAME: WMI/Trail Ridge LF **JOB #:**10379

MATERIAL TYPE: 60 mil HDPE **SALES ORDER #:** 5135

TEST DESCRIPTION		AVERAGE THICKNESS	MINIMUM THICKNESS	TENSILE @ YIELD	TENSILE @ BREAK	ELONG. @ YIELD	ELONG. @ BREAK	TEAR	PUNCTURE	CARBON BLACK	CARBON BLACK DISPERSION	DENSITY	MELT FLOW INDEX	DIMENSIONAL STABILITY	LOW TEMP. BRITTLENESS	WATER VAPOR TRANSMISSION	STRESS CRACK RESISTANCE
TEST METHOD		D5199	D5199	D638	D638	D638	D638	D1004	D4833	D4218	D5596	D792	D1238	D1204	D746	E96-80	D5397
(modifications)						NSF											App. A
FREQUENCY		Every Roll	Every Roll	50,000 SqFt	50,000 SqFt	50,000 SqFt	50,000 SqFt	50,000 SqFt	50,000 SqFt	50,000 SqFt	50,000 SqFt	50,000 SqFt	Batch	Batch	Certified	Certified	Batch
UNITS		mils	mils	ppi	ppi	%	%	lb	lb	%		g/cc	g/10 min	%		g/m2 day	hr
SPECIFICATION		60	54	126	228	12	700	42	108	2.0 - 3.0	Cat. 1 or 2	0.94 min.	<1.0	± 2	-60° C	0.24	>200
ROLL #	LOT/BLEND																
1914409	7101236	60.4	56	152	281	19	833	49	136	2.40	Cat1	0.943	0.194	-0.18	Pass	< 0.24	>200
1914410	7101236	60.0	56	152	281	19	833	49	136	2.40	Cat1	0.943	0.194	-0.18	Pass	< 0.24	>200
1914411	7101236	60.6	57	153	277	20	814	48	134	2.40	Cat1	0.943	0.194	-0.18	Pass	< 0.24	>200
1914412	7101236	60.6	57	153	277	20	814	48	134	2.40	Cat1	0.943	0.194	-0.18	Pass	< 0.24	>200
1914413	7101236	61.0	56	152	281	19	817	49	136	2.36	Cat1	0.945	0.194	-0.18	Pass	< 0.24	>200
1914414	7101236	60.9	57	152	281	19	817	49	136	2.36	Cat1	0.945	0.194	-0.18	Pass	< 0.24	>200
1914415	7101236	60.5	57	153	281	19	823	50	137	2.36	Cat1	0.945	0.194	-0.18	Pass	< 0.24	>200
1914416	7101236	60.5	56	153	281	19	823	50	137	2.36	Cat1	0.945	0.194	-0.18	Pass	< 0.24	>200
1914417	7101236	60.2	56	152	288	19	833	49	129	2.48	Cat1	0.946	0.194	-0.18	Pass	< 0.24	>200
1914418	7101236	60.0	56	152	288	19	833	49	129	2.48	Cat1	0.946	0.194	-0.18	Pass	< 0.24	>200
1914419	7101236	60.2	57	153	283	20	817	50	132	2.48	Cat1	0.946	0.194	-0.18	Pass	< 0.24	>200
1914420	7101236	60.4	57	153	283	20	817	50	132	2.48	Cat1	0.946	0.194	-0.18	Pass	< 0.24	>200
1914421	7101236	60.7	56	151	279	20	801	49	140	2.47	Cat2	0.946	0.194	-0.18	Pass	< 0.24	>200
1914422	7101236	60.3	57	151	279	20	801	49	140	2.47	Cat2	0.946	0.194	-0.18	Pass	< 0.24	>200
1914423	7101236	60.6	57	148	275	19	812	49	134	2.47	Cat2	0.946	0.194	-0.18	Pass	< 0.24	>200
1914424	7101236	60.4	57	148	275	19	812	49	134	2.47	Cat2	0.946	0.194	-0.18	Pass	< 0.24	>200
1914425	7101236	60.4	57	149	280	20	800	50	140	2.49	Cat1	0.947	0.194	-0.18	Pass	< 0.24	>200
1914426	7101236	60.3	57	149	280	20	800	50	140	2.49	Cat1	0.947	0.194	-0.18	Pass	< 0.24	>200
1914427	7101236	60.4	57	147	275	20	793	50	142	2.49	Cat1	0.947	0.194	-0.18	Pass	< 0.24	>200

Certified By: Sal Sarrini

Quality Control Laboratory Supervisor or Manager 10/26/00

SERROT INTERNATIONAL, INC. CERTIFICATE OF QUALITY ASSURANCE

TEST DESCRIPTION		AVERAGE THICKNESS	MINIMUM THICKNESS	TENSILE @ YIELD	TENSILE @ BREAK	ELONG. @ YIELD	ELONG. @ BREAK	TEAR	PUNCTURE	CARBON BLACK	CARBON BLACK DISPERSION	DENSITY	MELT FLOW INDEX	DIMENSIONAL STABILITY	LOW TEMP. BRITTLENESS	WATER VAPOR TRANSMISSION	STRESS CRACK RESISTANCE
TEST METHOD		D5199	D5199	D638	D638	D638	D638	D1004	D4833	D4218	D5596	D792	D1238	D1204	D746	E96-80	D5397
(modifications)						NSF											App. A
FREQUENCY		Every Roll	Every Roll	50,000 SqFt	50,000 SqFt	50,000 SqFt	50,000 SqFt	50,000 SqFt	50,000 SqFt	50,000 SqFt	50,000 SqFt	50,000 SqFt	Batch	Batch	Certified	Certified	Batch
UNITS		mils	mils	ppi	ppi	%	%	lb	lb	%		g/cc	g/10 min	%		g/m2 day	hr
SPECIFICATION		60	54	126	228	12	700	42	108	2.0 - 3.0	Cat. 1 or 2	0.94 min.	<1.0	± 2	-60° C	0.24	>200
ROLL #	LOT/BLEND																
1914428	7101236	60.4	57	147	275	20	793	50	142	2.49	Cat1	0.947	0.194	-0.18	Pass	< 0.24	>200
1914429	7101236	60.7	57	152	282	19	801	50	140	2.44	Cat1	0.947	0.194	-0.18	Pass	< 0.24	>200
1914430	7101236	60.6	57	152	282	19	801	50	140	2.44	Cat1	0.947	0.194	-0.18	Pass	< 0.24	>200
1914431	7101236	60.3	56	149	278	19	808	49	141	2.44	Cat1	0.947	0.194	-0.18	Pass	< 0.24	>200
1914432	7101236	60.5	57	149	278	19	808	49	141	2.44	Cat1	0.947	0.194	-0.18	Pass	< 0.24	>200
1914433	7101236	60.7	57	151	286	20	832	49	137	2.67	Cat1	0.945	0.194	-0.18	Pass	< 0.24	>200
1914434	7101236	60.3	57	151	286	20	832	49	137	2.67	Cat1	0.945	0.194	-0.18	Pass	< 0.24	>200
1914435	7101236	60.2	57	155	283	19	813	50	141	2.67	Cat1	0.945	0.194	-0.18	Pass	< 0.24	>200
1914436	7101236	60.7	57	155	283	19	813	50	141	2.67	Cat1	0.945	0.194	-0.18	Pass	< 0.24	>200
1914437	7101236	60.3	57	151	280	20	801	50	144	2.46	Cat1	0.945	0.194	-0.18	Pass	< 0.24	>200
1914438	7101236	60.5	57	151	280	20	801	50	144	2.46	Cat1	0.945	0.194	-0.18	Pass	< 0.24	>200
1914439	7101236	60.8	57	154	279	19	802	49	134	2.46	Cat1	0.945	0.194	-0.18	Pass	< 0.24	>200
1914441	7101236	61.7	58	162	295	19	816	52	150	2.68	Cat1	0.946	0.194	-0.18	Pass	< 0.24	>200
1914442	7101236	61.1	58	162	295	19	816	52	150	2.68	Cat1	0.946	0.194	-0.18	Pass	< 0.24	>200
1914443	7101236	61.2	57	155	282	20	806	51	144	2.68	Cat1	0.946	0.194	-0.18	Pass	< 0.24	>200
1914444	7101236	61.6	58	155	282	20	806	51	144	2.68	Cat1	0.946	0.194	-0.18	Pass	< 0.24	>200
1914445	7101236	61.5	58	159	282	19	804	51	141	2.67	Cat1	0.943	0.194	-0.18	Pass	< 0.24	>200
1914446	7101236	61.0	58	159	282	19	804	51	141	2.67	Cat1	0.943	0.194	-0.18	Pass	< 0.24	>200
1914447	7101236	60.5	57	153	287	19	811	50	139	2.67	Cat1	0.943	0.194	-0.18	Pass	< 0.24	>200
1914448	7101236	60.3	57	153	287	19	811	50	139	2.67	Cat1	0.943	0.194	-0.18	Pass	< 0.24	>200
1914449	7101236	60.6	57	156	289	19	833	50	139	2.53	Cat1	0.944	0.194	-0.18	Pass	< 0.24	>200
1914450	7101236	61.5	58	156	289	19	833	50	139	2.53	Cat1	0.944	0.194	-0.18	Pass	< 0.24	>200

Certified By: Sal Sarrini
Quality Control Laboratory Supervisor or Manager 10/26/00

SERROT INTERNATIONAL, INC. CERTIFICATE OF QUALITY ASSURANCE

TEST DESCRIPTION		AVERAGE THICKNESS	MINIMUM THICKNESS	TENSILE @ YIELD	TENSILE @ BREAK	ELONG. @ YIELD	ELONG. @ BREAK	TEAR	PUNCTURE	CARBON BLACK	CARBON BLACK DISPERSION	DENSITY	MELT FLOW INDEX	DIMENSIONAL STABILITY	LOW TEMP. BRITTLENESS	WATER VAPOR TRANSMISSION	STRESS CRACK RESISTANCE
TEST METHOD		D5199	D5199	D638	D638	D638	D638	D1004	D4833	D4218	D5596	D792	D1238	D1204	D746	E96-80	D5397
(modifications)						NSF											App. A
FREQUENCY		Every Roll	Every Roll	50,000 SqFt	50,000 SqFt	50,000 SqFt	50,000 SqFt	50,000 SqFt	50,000 SqFt	50,000 SqFt	50,000 SqFt	50,000 SqFt	Batch	Batch	Certified	Certified	Batch
UNITS		mils	mils	ppi	ppi	%	%	lb	lb	%		g/cc	g/10 min	%		g/m2 day	hr
SPECIFICATION		60	54	126	228	12	700	42	108	2.0 - 3.0	Cat. 1 or 2	0.94 min.	<1.0	± 2	-60° C	0.24	>200
ROLL #	LOT/BLEND																
1914451	7101236	60.6	57	154	269	19	781	50	138	2.53	Cat1	0.944	0.194	-0.18	Pass	< 0.24	>200
1914452	7101236	61.0	57	154	269	19	781	50	138	2.53	Cat1	0.944	0.194	-0.18	Pass	< 0.24	>200
1914453	7101216	60.8	57	153	279	19	799	51	143	2.52	Cat1	0.947	0.177	-0.05	Pass	< 0.24	>200
1914454	7101216	60.7	57	153	279	19	799	51	143	2.52	Cat1	0.947	0.177	-0.05	Pass	< 0.24	>200
1914455	7101216	60.3	56	148	266	19	780	50	136	2.52	Cat1	0.947	0.177	-0.05	Pass	< 0.24	>200
1914456	7101216	61.0	57	148	266	19	780	50	136	2.52	Cat1	0.947	0.177	-0.05	Pass	< 0.24	>200
1914457	7101216	60.6	57	153	271	19	790	51	141	2.38	Cat1	0.945	0.177	-0.05	Pass	< 0.24	>200
1914458	7101216	60.5	57	153	271	19	790	51	141	2.38	Cat1	0.945	0.177	-0.05	Pass	< 0.24	>200

Certified By: Sal Sarrino

Quality Control Laboratory Supervisor or Manager 10/26/00

SERROT INTERNATIONAL, INC. CERTIFICATE OF QUALITY ASSURANCE

PROJECT NAME: WMI/Trail Ridge LF
JOB #:10379
MATERIAL TYPE: 60 mil HDPE
SALES ORDER #: 5135

TEST DESCRIPTION		AVERAGE THICKNESS	MINIMUM THICKNESS	TENSILE @ YIELD	TENSILE @ BREAK	ELONG. @ YIELD	ELONG. @ BREAK	TEAR	PUNCTURE	CARBON BLACK	CARBON BLACK DISPERSION	DENSITY	MELT FLOW INDEX	DIMENSIONAL STABILITY	LOW TEMP. BRITTLENESS	WATER VAPOR TRANSMISSION	STRESS CRACK RESISTANCE
TEST METHOD		D5199	D5199	D638	D638	D638	D638	D1004	D4833	D4218	D5596	D792	D1238	D1204	D746	E96-80	D5397
(modifications)						NSF											App. A
FREQUENCY		Every Roll	Every Roll	50,000 SqFt	50,000 SqFt	50,000 SqFt	50,000 SqFt	50,000 SqFt	50,000 SqFt	50,000 SqFt	50,000 SqFt	50,000 SqFt	Batch	Batch	Certified	Certified	Batch
UNITS		mils	mils	ppi	ppi	%	%	lb	lb	%		g/cc	g/10 min	%		g/m2 day	hr
	SPECIFICATION	60	54	126	228	12	700	42	108	2.0 - 3.0	Cat. 1 or 2	0.94 min.	<1.0	± 2	-60° C	0.24	>200
ROLL #	LOT/BLEND																
1914588	C000822P01	63.7	61	155	292	19	845	51	138	2.36	Cat1	0.944	0.242	-0.18	Pass	< 0.24	>200
1914589	C000822P01	61.7	60	154	288	20	842	51	128	2.35	Cat1	0.944	0.242	-0.18	Pass	< 0.24	>200

Certified By: Sal Savini
Quality Control Laboratory Supervisor or Manager 11/29/00

SERROT INTERNATIONAL, INC. CERTIFICATE OF QUALITY ASSURANCE

PROJECT NAME: WMI/Trail Ridge LF **JOB #:**10379

MATERIAL TYPE: 60 mil HDPE **SALES ORDER #:** 5135

TEST DESCRIPTION		AVERAGE THICKNESS	MINIMUM THICKNESS	TENSILE @ YIELD	TENSILE @ BREAK	ELONG. @ YIELD	ELONG. @ BREAK	TEAR	PUNCTURE	CARBON BLACK	CARBON BLACK DISPERSION	DENSITY	MELT FLOW INDEX	DIMENSIONAL STABILITY	LOW TEMP. BRITTLENESS	WATER VAPOR TRANSMISSION	STRESS CRACK RESISTANCE
TEST METHOD		D5199	D5199	D638	D638	D638	D638	D1004	D4833	D4218	D5596	D792	D1238	D1204	D746	E96-80	D5397
(modifications)						NSF											App. A
FREQUENCY		Every Roll	Every Roll	50,000 SqFt	50,000 SqFt	50,000 SqFt	50,000 SqFt	50,000 SqFt	50,000 SqFt	50,000 SqFt	50,000 SqFt	50,000 SqFt	Batch	Batch	Certified	Certified	Batch
UNITS		mils	mils	ppi	ppi	%	%	lb	lb	%		g/cc	g/10 min	%		g/m2 day	hr
SPECIFICATION		60	54	126	228	12	700	42	108	2.0 - 3.0	Cat. 1 or 2	0.94 min.	<1.0	± 2	-60° C	0.24	>200
ROLL #	LOT/BLEND																
1914440	7101236	60.6	57	154	279	19	802	49	134	2.46	Cat1	0.945	0.194	-0.18	Pass	< 0.24	>200
1914590	C000822P01	62.6	59	154	288	20	842	51	128	2.35	Cat1	0.944	0.242	-0.18	Pass	< 0.24	>200
1914591	C000822P01	61.3	59	158	290	20	841	50	134	2.35	Cat1	0.944	0.242	-0.18	Pass	< 0.24	>200
1914592	C000822P01	60.7	57	158	290	20	841	50	134	2.35	Cat1	0.944	0.242	-0.18	Pass	< 0.24	>200
1914593	C000822P01	61.2	59	163	279	19	807	50	133	2.33	Cat1	0.943	0.242	-0.18	Pass	< 0.24	>200
1914594	C000822P01	60.3	58	163	279	19	807	50	133	2.33	Cat1	0.943	0.242	-0.18	Pass	< 0.24	>200
1914595	C000822P01	60.6	58	149	274	20	799	48	131	2.33	Cat1	0.943	0.242	-0.18	Pass	< 0.24	>200
1914596	C000822P01	60.6	58	149	274	20	799	48	131	2.33	Cat1	0.943	0.242	-0.18	Pass	< 0.24	>200
1914597	C000822P01	64.2	60	161	282	20	802	52	137	2.31	Cat1	0.947	0.242	-0.18	Pass	< 0.24	>200
1914598	C000822P01	63.4	59	161	282	20	802	52	137	2.31	Cat1	0.947	0.242	-0.18	Pass	< 0.24	>200
1914599	C000822P01	62.8	60	154	271	20	808	49	133	2.31	Cat1	0.947	0.242	-0.18	Pass	< 0.24	>200
1914600	C000822P01	62.0	58	154	271	20	808	49	133	2.31	Cat1	0.947	0.242	-0.18	Pass	< 0.24	>200
1914601	7101209	62.5	59	158	275	19	792	50	133	2.50	Cat1	0.945	0.243	-0.23	Pass	< 0.24	>200
1914603	7101209	61.2	58	150	276	20	812	49	128	2.50	Cat1	0.945	0.243	-0.23	Pass	< 0.24	>200
1914604	7101209	62.2	59	150	276	20	812	49	128	2.50	Cat1	0.945	0.243	-0.23	Pass	< 0.24	>200
1914605	7101209	62.0	58	156	284	19	804	49	126	2.41	Cat1	0.947	0.243	-0.23	Pass	< 0.24	>200
1914606	7101209	60.9	57	156	284	19	804	49	126	2.41	Cat1	0.947	0.243	-0.23	Pass	< 0.24	>200
1914607	7101209	61.5	58	158	280	19	799	49	137	2.41	Cat1	0.947	0.243	-0.23	Pass	< 0.24	>200
1914608	7101209	61.1	57	158	280	19	799	49	137	2.41	Cat1	0.947	0.243	-0.23	Pass	< 0.24	>200
1914609	7101209	61.1	57	156	278	19	811	49	135	2.50	Cat1	0.945	0.243	-0.23	Pass	< 0.24	>200
1914610	7101209	60.7	57	156	278	19	811	49	135	2.50	Cat1	0.945	0.243	-0.23	Pass	< 0.24	>200

Certified By: Sal Sarrini

Quality Control Laboratory Supervisor or Manager 11/17/00

SERROT INTERNATIONAL, INC. CERTIFICATE OF QUALITY ASSURANCE

TEST DESCRIPTION		AVERAGE THICKNESS	MINIMUM THICKNESS	TENSILE @ YIELD	TENSILE @ BREAK	ELONG. @ YIELD	ELONG. @ BREAK	TEAR	PUNCTURE	CARBON BLACK	CARBON BLACK DISPERSION	DENSITY	MELT FLOW INDEX	DIMENSIONAL STABILITY	LOW TEMP. BRITTLENESS	WATER VAPOR TRANSMISSION	STRESS CRACK RESISTANCE
TEST METHOD		D5199	D5199	D638	D638	D638	D638	D1004	D4833	D4218	D5596	D792	D1238	D1204	D746	E96-80	D5397
(modifications)						NSF											App. A
FREQUENCY		Every Roll	Every Roll	50,000 SqFt	50,000 SqFt	50,000 SqFt	50,000 SqFt	50,000 SqFt	50,000 SqFt	50,000 SqFt	50,000 SqFt	50,000 SqFt	Batch	Batch	Certified	Certified	Batch
UNITS		mils	mils	ppi	ppi	%	%	lb	lb	%		g/cc	g/10 min	%		g/m2 day	hr
SPECIFICATION		60	54	126	228	12	700	42	108	2.0 - 3.0	Cat. 1 or 2	0.94 min.	<1.0	± 2	-60° C	0.24	>200
ROLL #	LOT/BLEND																
1914611	7101209	60.5	58	155	278	19	806	49	135	2.50	Cat1	0.945	0.243	-0.23	Pass	< 0.24	>200
1914612	7101209	60.7	58	155	278	19	806	49	135	2.50	Cat1	0.945	0.243	-0.23	Pass	< 0.24	>200
1914613	7101209	61.0	59	154	267	19	784	49	135	2.41	Cat1	0.945	0.243	-0.23	Pass	< 0.24	>200
1914614	7101209	60.1	57	154	267	19	784	49	135	2.41	Cat1	0.945	0.243	-0.23	Pass	< 0.24	>200
1914615	7101209	61.0	57	154	275	20	806	50	137	2.41	Cat1	0.945	0.243	-0.23	Pass	< 0.24	>200
1914616	7101209	60.6	57	154	275	20	806	50	137	2.41	Cat1	0.945	0.243	-0.23	Pass	< 0.24	>200
1914617	7101209	60.4	57	157	276	19	796	50	144	2.49	Cat1	0.944	0.243	-0.23	Pass	< 0.24	>200
1914618	7101209	60.2	58	157	276	19	796	50	144	2.49	Cat1	0.944	0.243	-0.23	Pass	< 0.24	>200
1914619	7101209	60.9	57	159	274	19	791	51	135	2.49	Cat1	0.944	0.243	-0.23	Pass	< 0.24	>200
1914620	7101209	60.1	57	159	274	19	791	51	135	2.49	Cat1	0.944	0.243	-0.23	Pass	< 0.24	>200
1914621	7101209	61.1	58	156	277	20	761	50	139	2.59	Cat1	0.944	0.243	-0.23	Pass	< 0.24	>200
1914622	7101209	60.9	57	156	277	20	761	50	139	2.59	Cat1	0.944	0.243	-0.23	Pass	< 0.24	>200
1914623	7101209	60.4	57	154	283	19	791	49	137	2.59	Cat1	0.944	0.243	-0.23	Pass	< 0.24	>200
1914624	7101209	60.2	57	154	283	19	791	49	137	2.59	Cat1	0.944	0.243	-0.23	Pass	< 0.24	>200
1914625	7101209	60.2	56	153	274	19	781	49	135	2.38	Cat1	0.945	0.243	-0.23	Pass	< 0.24	>200
1914626	7101209	60.2	56	153	274	19	781	49	135	2.38	Cat1	0.945	0.243	-0.23	Pass	< 0.24	>200
1914627	7101209	60.9	57	154	282	19	796	49	131	2.38	Cat1	0.945	0.243	-0.23	Pass	< 0.24	>200
1914628	7101209	60.6	57	154	282	19	796	49	131	2.38	Cat1	0.945	0.243	-0.23	Pass	< 0.24	>200
1914631	7101209	60.1	56	156	275	19	793	50	135	2.48	Cat1	0.945	0.243	-0.23	Pass	< 0.24	>200
1914632	7101209	60.8	57	156	275	19	793	50	135	2.48	Cat1	0.945	0.243	-0.23	Pass	< 0.24	>200
1914633	7101209	60.8	58	158	276	19	775	50	140	2.38	Cat1	0.943	0.243	-0.23	Pass	< 0.24	>200
1914634	7101209	60.3	56	158	276	19	775	50	140	2.38	Cat1	0.943	0.243	-0.23	Pass	< 0.24	>200
1914635	7101209	60.8	57	158	285	18	792	50	139	2.38	Cat1	0.943	0.243	-0.23	Pass	< 0.24	>200

Certified By: Ed Savini
Quality Control Laboratory Supervisor or Manager 11/17/00

SERROT INTERNATIONAL, INC. CERTIFICATE OF QUALITY ASSURANCE

TEST DESCRIPTION		AVERAGE THICKNESS	MINIMUM THICKNESS	TENSILE @ YIELD	TENSILE @ BREAK	ELONG. @ YIELD	ELONG. @ BREAK	TEAR	PUNCTURE	CARBON BLACK	CARBON BLACK DISPERSION	DENSITY	MELT FLOW INDEX	DIMENSIONAL STABILITY	LOW TEMP. BRITTLENESS	WATER VAPOR TRANSMISSION	STRESS CRACK RESISTANCE
TEST METHOD		D5199	D5199	D638	D638	D638	D638	D1004	D4833	D4218	D5596	D792	D1238	D1204	D746	E96-80	D5397
(modifications)						NSF											App. A
FREQUENCY		Every Roll	Every Roll	50,000 SqFt	50,000 SqFt	50,000 SqFt	50,000 SqFt	50,000 SqFt	50,000 SqFt	50,000 SqFt	50,000 SqFt	50,000 SqFt	Batch	Batch	Certified	Certified	Batch
UNITS		mils	mils	ppi	ppi	%	%	lb	lb	%		g/cc	g/10 min	%		g/m2 day	hr
SPECIFICATION		60	54	126	228	12	700	42	108	2.0 - 3.0	Cat. 1 or 2	0.94 min.	<1.0	± 2	-60° C	0.24	>200
ROLL #	LOT/BLEND																
1914636	7101209	60.6	57	158	285	18	792	50	139	2.38	Cat1	0.943	0.243	-0.23	Pass	< 0.24	>200
1914637	7101209	60.4	57	158	281	19	793	49	138	2.27	Cat1	0.943	0.243	-0.23	Pass	< 0.24	>200
1914638	7101209	60.8	57	158	281	19	793	49	138	2.27	Cat1	0.943	0.243	-0.23	Pass	< 0.24	>200
1914641	7101209	60.2	56	157	278	19	798	49	138	2.55	Cat1	0.945	0.243	-0.23	Pass	< 0.24	>200
1914642	7101209	60.0	57	156	278	18	804	49	138	2.55	Cat1	0.945	0.243	-0.23	Pass	< 0.24	>200
1914643	7101209	60.1	57	154	277	19	801	49	136	2.55	Cat1	0.945	0.243	-0.23	Pass	< 0.24	>200
1914644	7101209	60.2	57	154	279	18	812	49	136	2.55	Cat1	0.945	0.243	-0.23	Pass	< 0.24	>200
1914645	7101209	60.9	58	155	277	19	789	49	133	2.60	Cat1	0.945	0.243	-0.23	Pass	< 0.24	>200
1914646	7101209	60.6	56	155	280	20	784	49	133	2.60	Cat1	0.945	0.243	-0.23	Pass	< 0.24	>200
1914647	7101209	60.6	58	152	284	19	785	49	135	2.60	Cat1	0.945	0.243	-0.23	Pass	< 0.24	>200
1914648	7101209	60.7	58	154	281	19	796	49	135	2.60	Cat1	0.945	0.243	-0.23	Pass	< 0.24	>200
1914649	7101209	60.4	58	158	277	19	785	49	133	2.56	Cat1	0.945	0.243	-0.23	Pass	< 0.24	>200
1914650	7101209	60.7	57	158	277	19	785	49	133	2.56	Cat1	0.945	0.243	-0.23	Pass	< 0.24	>200
1914651	7101209	60.4	56	155	280	19	792	49	134	2.56	Cat1	0.945	0.243	-0.23	Pass	< 0.24	>200
1914652	7101209	60.7	59	155	280	19	792	49	134	2.56	Cat1	0.945	0.243	-0.23	Pass	< 0.24	>200
1914653	7101209	60.2	56	158	285	19	802	50	130	2.59	Cat1	0.943	0.243	-0.23	Pass	< 0.24	>200
1914654	7101209	60.7	57	158	285	19	802	50	130	2.59	Cat1	0.943	0.243	-0.23	Pass	< 0.24	>200
1914655	7101209	60.4	57	150	277	20	784	49	135	2.59	Cat1	0.943	0.243	-0.23	Pass	< 0.24	>200
1914656	7101209	60.5	56	154	274	19	785	49	135	2.59	Cat1	0.943	0.243	-0.23	Pass	< 0.24	>200
1914657	7101209	60.8	57	149	278	19	785	49	139	2.51	Cat1	0.942	0.243	-0.23	Pass	< 0.24	>200
1914658	7101209	60.8	56	150	279	19	789	49	139	2.51	Cat1	0.942	0.243	-0.23	Pass	< 0.24	>200
1914659	7101209	60.9	57	150	280	20	808	49	138	2.51	Cat1	0.942	0.243	-0.23	Pass	< 0.24	>200
1914660	7101209	60.8	57	150	280	20	808	49	138	2.51	Cat1	0.942	0.243	-0.23	Pass	< 0.24	>200

Certified by: Sal Savino
Quality Control Laboratory Supervisor or Manager 11/17/00

SERROT INTERNATIONAL, INC. CERTIFICATE OF QUALITY ASSURANCE

TEST DESCRIPTION		AVERAGE THICKNESS	MINIMUM THICKNESS	TENSILE @ YIELD	TENSILE @ BREAK	ELONG. @ YIELD	ELONG. @ BREAK	TEAR	PUNCTURE	CARBON BLACK	CARBON BLACK DISPERSION	DENSITY	MELT FLOW INDEX	DIMENSIONAL STABILITY	LOW TEMP. BRITTLENESS	WATER VAPOR TRANSMISSION	STRESS CRACK RESISTANCE
TEST METHOD		D5199	D5199	D638	D638	D638	D638	D1004	D4833	D4218	D5596	D792	D1238	D1204	D746	E96-80	D5397
(modifications)						NSF											App. A
FREQUENCY		Every Roll	Every Roll	50,000 SqFt	50,000 SqFt	50,000 SqFt	50,000 SqFt	50,000 SqFt	50,000 SqFt	50,000 SqFt	50,000 SqFt	50,000 SqFt	Batch	Batch	Certified	Certified	Batch
UNITS		mils	mils	ppi	ppi	%	%	lb	lb	%		g/cc	g/10 min	%		g/m2 day	hr
SPECIFICATION		60	54	126	228	12	700	42	108	2.0 - 3.0	Cat. 1 or 2	0.94 min.	<1.0	± 2	-60° C	0.24	>200
ROLL #	LOT/BLEND																
1914661	7101209	61.1	57	155	274	18	802	50	138	2.54	Cat1	0.946	0.243	-0.23	Pass	< 0.24	>200
1914662	7101209	60.8	56	155	274	18	802	50	138	2.54	Cat1	0.946	0.243	-0.23	Pass	< 0.24	>200
1914663	7101209	61.0	58	152	278	20	809	48	134	2.54	Cat1	0.946	0.243	-0.23	Pass	< 0.24	>200
1914664	7101216	60.7	57	152	278	20	809	48	134	2.54	Cat1	0.946	0.214	-0.30	Pass	< 0.24	>200
1914665	7101216	61.2	57	159	281	19	805	50	136	2.73	Cat1	0.945	0.214	-0.30	Pass	< 0.24	>200
1914666	7101216	60.8	57	159	281	19	805	50	136	2.73	Cat1	0.945	0.214	-0.30	Pass	< 0.24	>200
1914667	7101216	60.8	57	159	274	19	786	49	137	2.73	Cat1	0.945	0.214	-0.30	Pass	< 0.24	>200
1914668	7101216	60.6	57	159	274	19	786	49	137	2.73	Cat1	0.945	0.214	-0.30	Pass	< 0.24	>200
1914669	7101216	61.1	57	152	279	19	814	48	133	2.55	Cat1	0.945	0.214	-0.30	Pass	< 0.24	>200
1914670	7101216	60.0	56	152	279	19	814	48	133	2.55	Cat1	0.945	0.214	-0.30	Pass	< 0.24	>200
1914671	7101216	60.2	57	156	275	19	807	49	136	2.55	Cat1	0.945	0.214	-0.30	Pass	< 0.24	>200
1914672	7101216	60.6	58	156	275	19	807	49	136	2.55	Cat1	0.945	0.214	-0.30	Pass	< 0.24	>200
1914673	7101216	60.2	57	154	289	20	828	49	132	2.55	Cat1	0.945	0.214	-0.30	Pass	< 0.24	>200
1914674	7101216	60.6	57	154	289	20	828	49	132	2.55	Cat1	0.945	0.214	-0.30	Pass	< 0.24	>200
1914675	7101216	60.8	57	153	288	20	819	49	132	2.55	Cat1	0.945	0.214	-0.30	Pass	< 0.24	>200
1914676	7101216	60.5	57	153	288	20	819	49	132	2.55	Cat1	0.945	0.214	-0.30	Pass	< 0.24	>200
1914677	7101216	60.8	58	155	282	20	793	50	128	2.49	Cat1	0.945	0.214	-0.30	Pass	< 0.24	>200
1914678	7101216	60.8	57	155	282	20	793	50	128	2.49	Cat1	0.945	0.214	-0.30	Pass	< 0.24	>200
1914679	7101216	60.9	58	165	283	18	797	51	134	2.49	Cat1	0.945	0.214	-0.30	Pass	< 0.24	>200

Certified By: Sal Sarmi
Quality Control Laboratory Supervisor or Manager 11/17/00

PHILLIPS CHEMICAL COMPANY
A DIVISION OF PHILLIPS PETROLEUM COMPANY
BOX 792 • PHONE: (713) 476-3666
PASADENA, TEXAS 77501-0792

PHILLIPS PLASTICS RESINS
Houston Chemical Complex

June 07, 2000

KSL# 14575-00

FAX: 702-566-4 45

Serrot Corporation
125 Cassia Way
Henderson, NV 89014

Doug Wells

This letter will certify that the Marlex* resin shown b low, as supplied by Phillips Chemical Company, conforms to c r manufacturing specification.

Type:	HHM TR-305
Lot Number:	8100495
P.O. Number:	
Date Shipped:	06/07/00
Package:	PSPX 1792
Quantity:	182600 LBS.
HLMI Flow Rate,ASTM D1238:	20. G/10 MIN
Density, ASTM D1505:	.938 G/CC
Melt Index, ASTM D1238:	.280 G/10 MIN
Production Date:	04/24/00

Karen S. Lively
Quality Assurance Manager

For COA questions call Connie Buckner, 713-475-3625

* Reg. U.S. Pat. Off.

cc: QA-File-RC

CHEVRON PHILLIPS CHEMICAL COMPANY LP

HOUSTON CHEMICAL COMPLEX
BOX 792 • PHONE: (713) 475-3666
PASADENA, TEXAS 77501-0792

July 04, 2000

KSL# 16989-00

FAX: 702-566-4745

Serrot Corporation
125 Cassia Way
Henderson, NV 89014

Doug Wells

This letter will certify that the Marlex* resin shown below, as supplied by Phillips Chemical Company, conforms to our manufacturing specification.

Type:	HHM TR-305
Lot Number:	8191187
P.O. Number:	
Date Shipped:	07/03/00
Package:	PSPX 2424
Quantity:	180450 LBS.
HLMI Flow Rate,ASTM D1238:	21. G/10 MIN
Density, ASTM D1505:	.938 G/CC
Melt Index, ASTM D1238:	.270 G/10 MIN
Production Date:	08/20/99

Karen S. Lively
Quality Assurance Manager

For COA questions call Connie Buckner, 713-475-3625

* Reg. U.S. Pat. Off.

cc: QA-File-RC

PHILLIPS CHEMICAL COMPANY
A DIVISION OF PHILLIPS PETROLEUM COMPANY
BOX 792 • PHONE: (713) 475-3666
PASADENA, TEXAS 77501-0792

PHILLIPS PLASTICS RESINS
Houston Chemical Complex

June 26, 2000

KSL# 16344-00

FAX: 702-566-4745

Serrot Corporation
125 Cassia Way
Henderson, NV 89014

Doug Wells

This letter will certify that the Marlex* resin shown below, as supplied by Phillips Chemical Company, conforms to our manufacturing specification.

Type:	HHM TR-305
Lot Number:	8100513
P.O. Number:	
Date Shipped:	06/26/00
Package:	PSPX 2444
Quantity:	181300 LBS.
HLMI Flow Rate,ASTM D1238:	20. G/10 MIN
Density, ASTM D1505:	.938 G/CC
Melt Index, ASTM D1238:	.250 G/10 MIN
Production Date:	04/27/00

Karen S. Lively
Quality Assurance Manager

For COA questions call Connie Buckner, 713-475-3625

* Reg. U.S. Pat. Off.

cc: QA-File-RC

Chevron Phillips Chemical Company, LP
1400 Jefferson Road • Pasadena, TX 77501 • 713-475-3666
Houston Chemical Complex

July 06, 2000

KSL# 17229-00

FAX: 702-566-4745

Serrot Corporation
125 Cassia Way
Henderson, NV 89014

Doug Wells

This letter will certify that the Marlex* resin shown below, as supplied by Chevron Phillips Chemical Company, conforms to our manufacturing specification.

Type:	HHM TR-305
Lot Number:	8100860
P.O. Number:	
Date Shipped:	07/06/00
Package:	PSPX 8105
Quantity:	182550 LBS.
HLMI Flow Rate,ASTM D1238:	21. G/10 MIN
Density, ASTM D1505:	.938 G/CC
Melt Index, ASTM D1238:	.250 G/10 MIN
Production Date:	07/05/00

Karen S. Lively
Quality Assurance Manager

For COA questions call Connie Buckner, 713-475-3625

* Reg. U.S. Pat. Off.

cc: QA-File-RC

Chevron Phillips Chemical Company, LP
1400 Jefferson Road • Pasadena, TX 77501 • 713-475-3666
Houston Chemical Complex

July 19, 2000

KSL# 18405-00

FAX: 702-566-4745

Serrot Corporation
125 Cassia Way
Henderson, NV 89014

Doug Wells

This letter will certify that the Marlex* resin shown below, as supplied by Chevron Phillips Chemical Company, conforms to our manufacturing specification.

Type:	HHM TR-305
Lot Number:	8100863
P.O. Number:	
Date Shipped:	07/19/00
Package:	ACFX 97264
Quantity:	183800 LBS.
HLMI Flow Rate,ASTM D1238:	22. G/10 MIN
Density, ASTM D1505:	.937 G/CC
Melt Index, ASTM D1238:	.270 G/10 MIN
Production Date:	07/05/00

Karen S. Lively
Quality Assurance Manager

For COA questions call Connie Buckner, 713-475-3625

* Reg. U.S. Pat. Off.

cc: QA-File-RC

Chevron Phillips Chemical Company, LP
1400 Jefferson Road • Pasadena, TX 77501 • 713-475-3666
Houston Chemical Complex

August 07, 2000

KSL# 20041-00

FAX: 702-566-4745

Serrot Corporation
125 Cassia Way
Henderson, NV 89014

Doug Wells

This letter will certify that the Marlex* resin shown below, as supplied by Chevron Phillips Chemical Company, conforms to our manufacturing specification.

Type:	HHM TR-305
Lot Number:	8100874
P.O. Number:	
Date Shipped:	08/07/00
Package:	PSPX 6932
Quantity:	182700 LBS.
HLMI Flow Rate,ASTM D1238:	20. G/10 MIN
Density, ASTM D1505:	.938 G/CC
Melt Index, ASTM D1238:	.250 G/10 MIN
Production Date:	07/06/00

Karen S. Lively
Quality Assurance Manager

For COA questions call Connie Buckner, 713-475-3625

* Reg. U.S. Pat. Off.

cc: QA-File-RC

Chevron Phillips Chemical Company, LP
1400 Jefferson Road • Pasadena, TX 77501 • 713-475-3666
Houston Chemical Complex

August 07, 2000

KSL# 20042-00

FAX: 702-566-4745

Serrot Corporation
125 Cassia Way
Henderson, NV 89014

Doug Wells

This letter will certify that the Marlex* resin shown below, as supplied by Chevron Phillips Chemical Company, conforms to our manufacturing specification.

Type:	HHM TR-305
Lot Number:	8100866
P.O. Number:	
Date Shipped:	08/07/00
Package:	PSPX 2504
Quantity:	182100 LBS.
HLMI Flow Rate,ASTM D1238:	20. G/10 MIN
Density, ASTM D1505:	.938 G/CC
Melt Index, ASTM D1238:	.250 G/10 MIN
Production Date:	07/05/00

Karen S. Lively
Quality Assurance Manager

For COA questions call Connie Buckner, 713-475-3625

* Reg. U.S. Pat. Off.

cc: QA-File-RC

Chevron Phillips Chemical Company, LP
1400 Jefferson Road • Pasadena, TX 77501 • 713-475-3666
Houston Chemical Complex

August 01, 2000

KSL# 19517-00

FAX: 702-566-4745

Serrot Corporation
125 Cassia Way
Henderson, NV 89014

Doug Wells

This letter will certify that the Marlex* resin shown below, as supplied by Chevron Phillips Chemical Company, conforms to our manufacturing specification.

Type:	HHM TR-305
Lot Number:	8100871
P.O. Number:	
Date Shipped:	08/01/00
Package:	TILX 66017
Quantity:	187850 LBS.
HLMI Flow Rate,ASTM D1238:	20. G/10 MIN
Density, ASTM D1505:	.937 G/CC
Melt Index, ASTM D1238:	.240 G/10 MIN
Production Date:	07/06/00

Karen S. Lively
Quality Assurance Manager

For COA questions call Connie Buckner, 713-475-3625

* Reg. U.S. Pat. Off.

cc: QA-File-RC

Chevron Phillips Chemical Company, LP
1400 Jefferson Road • Pasadena, TX 77501 • 713-475-3666
Houston Chemical Complex

August 15, 2000

KSL# 20869-00

FAX: 702-566-4745

Serrot Corporation
125 Cassia Way
Henderson, NV 89014

Doug Wells

This letter will certify that the Marlex* resin shown below, as supplied by Chevron Phillips Chemical Company, conforms to our manufacturing specification.

Type:	HHM TR-305
Lot Number:	8100873
P.O. Number:	
Date Shipped:	08/15/00
Package:	PSPX 2498
Quantity:	181500 LBS.
HLMI Flow Rate,ASTM D1238:	20. G/10 MIN
Density, ASTM D1505:	.938 G/CC
Melt Index, ASTM D1238:	.250 G/10 MIN
Production Date:	07/06/00

Karen S. Lively
Quality Assurance Manager

For COA questions call Connie Buckner, 713-475-3625

* Reg. U.S. Pat. Off.

cc: QA-File-RC

Chevron Phillips Chemical Company, LP
1400 Jefferson Road • Pasadena, TX 77501 • 713-475-3666
Houston Chemical Complex

September 01, 2000

PSN# 22341-00

FAX: 702-566-4745

Serrot Corporation
125 Cassia Way
Henderson, NV 89014

Doug Wells

This letter will certify that the Marlex* resin shown below, as supplied by Chevron Phillips Chemical Company, conforms to our manufacturing specification.

Type:	HHM TR-305
Lot Number:	7101236
P.O. Number:	
Date Shipped:	09/01/00
Package:	PSPX 1408
Quantity:	179600 LBS.
HLMI Flow Rate,ASTM D1238:	20. G/10 MIN
Density, ASTM D1505:	.938 G/CC
Melt Index, ASTM D1238:	.225 G/10 MIN
Production Date:	08/20/00

Paul S. Newbold
Sr. Certification Systems Specialist

For COA questions call Connie Buckner, 713-475-3625

* Reg. U.S. Pat. Off.

cc: QA-File-RC

Chevron Phillips Chemical Company, LP
1400 Jefferson Road • Pasadena, TX 77501 • 713-475-3666
Houston Chemical Complex

September 01, 2000

PSN# 22340-00

FAX: 702-566-4745

Serrot Corporation
125 Cassia Way
Henderson, NV 89014

Doug Wells

This letter will certify that the Marlex* resin shown below, as supplied by Chevron Phillips Chemical Company, conforms to our manufacturing specification.

Type:	HHM TR-305
Lot Number:	7101216
P.O. Number:	
Date Shipped:	09/01/00
Package:	PSPX 1583
Quantity:	179600 LBS.
HLMI Flow Rate,ASTM D1238:	22. G/10 MIN
Density, ASTM D1505:	.938 G/CC
Melt Index, ASTM D1238:	.265 G/10 MIN
Production Date:	08/16/00

Paul S. Newbold
Sr. Certification Systems Specialist

For COA questions call Connie Buckner, 713-475-3625

* Reg. U.S. Pat. Off.

cc: QA-File-RC

SOLVAY POLYMERS

CERTIFICATE OF ANALYSIS

Batch: C000822P01

Information Provided to:	Shipped To:
SERROT INTERNATIONAL 125 CASSIA WAY HENDERSON, NV 89014 *Contact:* PAUL WAKEFIELD *Fax:* 702-566-3768	SERROT INTERNATIONAL 125 CASSIA WAY HENDERSON NV 89014 USA

Order information on Shipment of:	Sold-To:
FORTIFLEX™ G36-24-149 PE PELLETS	SERROT INTERNATIONAL

Customer Purchase Order No.:	Material Code:	Dry Short Tons:	Solvay Delivery / BOL No.:
VERBAL	60553		80210140

Shipping Date:	Shipping Vehicle No.:	Net Weight:	Number and Type of Package:
10/02/2000	ELTX001187	193,450 LB	1 RAIL CAR

Comment(s):

CUSTOMER SPECIFICATION ANALYSIS	METHOD	RESULT	UNIT	MIN	MAX
MI 2.16 (1X)	ASTM D1238-95	0.2190	g/10mn		
MI 21.6 (HLMI)	ASTM D1238-95	21.00	g/10mn		
DENSITY (NATURAL RESIN)	ASTM D4883-96	0.9376	g/cm3		
OIT @ 200C	ASTM D3895-92	150.0	minute		
CARBON BLACK	ASTM D4218-91	2.400	%		

Responsible Care®

ACCREDITED

SUPPLIER:	APPROVED BY:
SOLVAY POLYMERS, INC. 3333 RICHMOND AVE HOUSTON, TX 77098-3099 Phone:	Dr. John Buckfelder Quality Assurance Manager SOLVAY POLYMERS, INC. PO BOX 1000 DEER PARK, TX 77536-1000 Phone: 713-307-3740

THIS REPORT CANNOT BE COPIED OR REPRODUCED EXCEPT IN FULL WITHOUT THE WRITTEN APPROVAL OF THE SOLVAY POLYMERS ANALYTICAL AND QUALITY SERVICES DEPARTMENT. RESULTS APPLY ONLY TO THE ITEMS TESTED. THIS DOCUMENT CONTAINS INFORMATION THAT MAY BE CONFIDENTIAL AND IS INTENDED ONLY FOR THE USE OF THE ADDRESSEE. USE OF THIS INFORMATION BY ANYONE ELSE IS STRICTLY PROHIBITED. IF YOU HAVE RECEIVED THIS IN ERROR, PLEASE NOTIFY US BY PHONE AT 713-307-3740.

Chevron Phillips Chemical Company, LP
1400 Jefferson Road • Pasadena, TX 77501 • 713-475-3666
Houston Chemical Complex

August 28, 2000

PSN# 21881-00

FAX: 702-566-4745

Serrot Corporation
125 Cassia Way
Henderson, NV 89014

Doug Wells

This letter will certify that the Marlex* resin shown below, as supplied by Chevron Phillips Chemical Company, conforms to our manufacturing specification.

Type:	HHM TR-305
Lot Number:	7101209
P.O. Number:	
Date Shipped:	08/28/00
Package:	PSPX 2341
Quantity:	179250 LBS.
HLMI Flow Rate,ASTM D1238:	23. G/10 MIN
Density, ASTM D1505:	.939 G/CC
Melt Index, ASTM D1238:	.270 G/10 MIN
Production Date:	08/15/00

Paul S. Newbold
Sr. Certification Systems Specialist

For COA questions call Connie Buckner, 713-475-3625

* Reg. U.S. Pat. Off.

cc: QA-File-RC

Serrot International, Inc.

Resin Certificate of Analysis

Customer: RB Baker Construction

Resin Type: HDPE

Project Name: WMI/Trail Ridge, LF

Bill of Lading: To be shipped

I certify, the polyethylene geomembrane for the above identified shipment meets or exceeds Serrot International, Inc's specifications. Testing was performed on each resin blend.

Melt Flow Index was determined according to ASTM D 1238. Density was determined according to ASTM D 1505. Where appropriate, carbon black was determined according to ASTM D 4218. The average test results are listed below.

RESIN PROPERTIES

Blend Number	Melt Flow Index (g/10 min)	Density (g/cc)	Carbon Black Content (%)
4197	0.29	0.951	

RECEIVED
JUL 25 2000
SERROT INTERNATIONAL INC.
BATON ROUGE, LA

	INITIALS	DATE
GEN. MGR.		
PROJECT MGR.	JA	
OFFICE MGR.		
EST. MGR.		
QC	Treva	

Jane Allen
Quality Control Manager

7-24-00
Date

This Certification of Analysis shall not be reproduced except in full, without the written approval of the laboratory.
Serrot International, Inc. 320 Innovation Way - Wellford, SC - 29385

SERROT INTERNATIONAL, INC.

125 Cassia Way
Henderson, NV 89014
(702) 566-8600
(800) 237-1777
Fax: (702) 566-4739
www.serrot.com

August 14, 2000

Mr. Mike Bracci
Golder Associates
8933 Western Way, Suite 12
Jacksonville, FL 32256
Fax: 904-363-3445

Re: Methods for determining the density of plastic

Dear Mr. Bracci:

The two common methods for determining the density of polyethylene geomembranes are ASTM D792, *"Standard Test Methods for Density and Specific Gravity (Relative Density) of Plastics by Displacement"*, and ASTM D1505, *"Standard Test Method for Density of Plastics by the Density-Gradient Technique"*. While both methods report density, D792 utilizes the displacement method and D1505 utilizes a liquid column exhibiting a density gradient.

The interchangeability of the methods is common, and both appear routinely in permits and specifications. For example, the Geosynthetic Institute's specification for HDPE, GM13, lists the density test method as D1505/D792 to clearly identify that either method is acceptable. This interchangeability is also seen in note 1 of D792, which identifies D1505 as an alternate method for density measurement.

If you have any other questions, please contact me at your earliest convenience. I can be reached at 702-566-8600, extension 274.

Sincerely,
Serrot International, Inc.

Ted Fox
Quality Manager

Cc: Jon Edens

SERROT INTERNATIONAL, INC.

125 Cassia Way
Henderson, NV 89014
(702) 566-8600
(800) 237-1777
Fax: (702) 566-4739
www.serrot.com

July 27, 2000

Customer: R B Baker Construction
Project Name: WMI / Trail Ridge LF

Dear Mr. Bracci,

Additive formulations are proprietary; therefore, Serrot International cannot list the exact percentage of additives used in the production of geomembrane. We can, however, provide the following:

Natural Resin	>96.0 %
Additives	<1 %
Carbon Black	2.0 – 3.0 %

With regards to the resin, the information is included with the material certifications in the form of the resin manufacturer's certifications.

If you require further information please contact me at 1-800-237-1777.

Sincerely,
SERROT INTERNATIONAL

Sal Savini
Quality Control Laboratory Manager

SERROT INTERNATIONAL, INC. CERTIFICATE OF QUALITY ASSURANCE

PROJECT NAME: WMI/Trail Ridge LF
MATERIAL TYPE: 60 mil HDPE

JOB #:10379
SALES ORDER #: 5135

TEST DESCRIPTION		AVERAGE THICKNESS	MINIMUM THICKNESS	TENSILE @ YIELD	TENSILE @ BREAK	ELONG. @ YIELD	ELONG. @ BREAK	TEAR	PUNCTURE	CARBON BLACK	CARBON BLACK DISPERSION	DENSITY	MELT FLOW INDEX	DIMENSIONAL STABILITY	LOW TEMP. BRITTLENESS	WATER VAPOR TRANSMISSION	STRESS CRACK RESISTANCE
TEST METHOD		D5199	D5199	D638	D638	D638	D638	D1004	D4833	D4218	D5596	D792	D1238	D1204	D746	E96-80	D5397
(modifications)						NSF											App. A
FREQUENCY		Every Roll	Every Roll	50,000 SqFt	50,000 SqFt	50,000 SqFt	50,000 SqFt	50,000 SqFt	50,000 SqFt	50,000 SqFt	50,000 SqFt	50,000 SqFt	Batch	Batch	Certified	Certified	Batch
UNITS		mils	mils	ppi	ppi	%	%	lb	lb	%		g/cc	g/10 min	%		g/m2 day	hr
	SPECIFICATION	60	54	126	228	12	700	42	108	2.0 - 3.0	Cat. 1 or 2	0.94 min.	<1.0	± 2	-60° C	0.24	>200
ROLL #	LOT/BLEND																
1915261	C000825P03	61.1	59	147	285	20	867	48	142	2.29	Cat1	0.942	0.242	-0.25	Pass	< 0.24	>200
1915262	C000825P03	61.2	58	147	285	20	867	48	142	2.29	Cat1	0.942	0.242	-0.25	Pass	< 0.24	>200
1915263	C000825P03	60.8	59	152	279	20	849	48	138	2.29	Cat1	0.942	0.242	-0.25	Pass	< 0.24	>200

Certified By: Sal Sarrini
Quality Control Laboratory Supervisor or Manager 3/29/01

SOLVAY POLYMERS

CERTIFICATE OF ANALYSIS

Batch: C000825P03

Information Provided to:	Shipped To:
SERROT INTERNATIONAL 125 CASSIA WAY HENDERSON, NV 89014 *Contact:* JENNIFER KAUFMAN *Fax:* 702-567-1106	SERROT INTERNATIONAL 125 CASSIA WAY HENDERSON NV 89014 USA

Order Information on Shipment of:	Sold-To:
FORTIFLEX® G30-24-149 PE PELLETS	SERROT INTERNATIONAL

Customer Purchase Order No.:	Material Code:	Dry Short Tons:	Solvay Delivery / BOL No.:
11484	60553		80216205

Shipping Date:	Shipping Vehicle No.:	Net Weight:	Number and Type of Package:
10/25/2000	ELTX001620	194,000 LB	1 RAIL CAR

Comment(s):

CUSTOMER SPECIFICATION ANALYSIS	METHOD	RESULT	UNIT	MIN	MAX
MI 2.16 (1X)	ASTM D1238-95	0.2270	g/10mn		
MI 21.6 (HLMI)	ASTM D1238-95	21.80	g/10mn		
DENSITY (NATURAL RESIN)	ASTM D4883-96	0.9377	g/cm3		
OIT @ 200C	ASTM D3895-92	130.0	minute		
CARBON BLACK	ASTM D4218-91	2.300	%		

Responsible Care

ISO 9002 REGISTERED

SUPPLIER:	APPROVED BY:
SOLVAY POLYMERS, INC. 2333 RICHMOND AVE HOUSTON, TX 77098-3098 Phone:	Dr. John Buckfelder Quality Assurance Manager SOLVAY POLYMERS, INC. PO BOX 1000 DEER PARK, TX 77536-1000 Phone: 713-307-3740

; REPORT CANNOT BE COPIED OR REPRODUCED EXCEPT IN FULL WITHOUT THE WRITTEN APPROVAL OF THE SOLVAY POLYMERS ANALYTICAL AND QUALITY SERVICES DEPARTMENT. RESULTS APPLY ONLY TO THE ITEMS TESTED. THIS DOCUMENT CONTAINS INFORMATION THAT MAY BE CONFIDENTIAL AND IS INTENDED ONLY FOR THE USE OF THE ADDRESSEE. USE OF THIS INFORMATION BY ANYONE ELSE IS STRICTLY PROHIBITED. IF YOU HAVE RECEIVED THIS IN ERROR, PLEASE NOTIFY US BY PHONE AT 713-307-3740.

SECTION E-2

Geonet

SERROT INTERNATIONAL, INC

Poly-Net Certificate of Analysis

Customer: RB Baker Construction
Project Name: WMI - Trail Ridge Landfill
Project Number: 5135 SP

Number of Rolls Shipped: 271
Product Code: SH3NNT150STEBP
Bill of Lading: Pre-Certification

I certify the polyethylene geonet for the above identified shipment meets or exceeds the project specifications, listed below.

The raw polymeric material is first quality polyethylene resin.

A database listing of all test values follows.

Property	Test Method	Minimum Specification	Frequency
Thickness	ASTM D 5199	0.225	Every 40,000 SF
Tensile Strength	ASTM D 5035	50	Every 40,000 SF
Mass per Unit Area	ASTM D 5261	0.2000	Every 40,000 SF
Carbon Black Content	ASTM D 4218	2.00%	Every 40,000 SF
Density	ASTM D 1505	0.940	Every 40,000 SF
Tranmissivity	ASTM D 4716	1.6×10^{-3}	Every 40,000 SF

Jane Allen
Quality Control Manager

11-20-00
Date

This Certification of Analysis shall not be reproduced except in full, without the written app oval of the laboratory Serrot International, Inc. 320 Innovation Way Wellford, SC 29385

Serrot International, Inc.

11/20/2000

Poly-Net Testing Results

	Thickness (inches)	MD Tensile (ppi)	Mass per Unit Area (lbs/ft²)	Carbon Content (%)	Density (g/cm³)	Transmissivity (m²/sec x 10⁻³)
	✓	✓	✓	✓	✓	✓
4028516-4245	0.2289	71.0	0.2017	2.52	0.958	1.66
4028517-4245	0.2289	71.0	0.2017	2.52	0.958	1.66
4028518-4245	0.2289	71.0	0.2017	2.52	0.958	1.66
4028519-4245	0.2289	71.0	0.2017	2.52	0.958	1.66
4028520-4245	0.2289	71.0	0.2017	2.52	0.958	1.66
4028521-4245	0.2289	71.0	0.2017	2.52	0.958	1.66
4028522-4245	0.2292	76.0	0.2092	2.52	0.959	1.79
4028523-4245	0.2292	71.8	0.2089	2.50	0.959	1.79
4028524-4245	0.2292	71.8	0.2089	2.50	0.959	1.79
4028525-4245	0.2292	71.8	0.2089	2.50	0.959	1.79
4028526-4245	0.2292	71.8	0.2089	2.50	0.959	1.79
4028527-4245	0.2292	71.8	0.2089	2.50	0.959	1.79
4028528-4245	0.2292	71.8	0.2089	2.50	0.959	1.79
4028529-4245	0.2292	71.8	0.2089	2.50	0.959	1.79
4028530-4245	0.2322	71.8	0.2089	2.50	0.960	1.94
4028531-4245	0.2301	71.8	0.2089	2.50	0.959	1.70
4028532-4245	0.2301	71.8	0.2089	2.50	0.959	1.70
4028533-4245	0.2301	71.8	0.2089	2.50	0.959	1.70
4028534-4245	0.2301	71.8	0.2089	2.50	0.959	1.70
4028535-4245	0.2301	71.8	0.2089	2.50	0.959	1.70
4028536-4245	0.2301	71.8	0.2089	2.50	0.959	1.70
4028537-4245	0.2301	71.8	0.2089	2.50	0.959	1.70
4028538-4245	0.2301	76.6	0.2095	2.76	0.959	1.70
4028539-4245	0.2266	76.6	0.2049	2.59	0.959	1.70
4028540-4245	0.2266	76.6	0.2049	2.59	0.959	1.70
4028541-4245	0.2266	76.6	0.2049	2.59	0.959	1.70

NOTE: An astrisk indicates the test was performed on that roll.

Jane Allen
Quality Control Manager

11-20-00
Date

This Certification of Analysis shall not be reproduced except in full, without the written approval of the laboratory.
Serrot International, Inc. 320 Innovation Way - Wellford, SC - 29385

Serrot International, Inc.

11/20/2000

Poly-Net Testing Results

	Thickness (inches)	MD Tensile (ppi)	Mass per Unit Area (lbs/ft²)	Carbon Content (%)	Density (g/cm³)	Transmissivity (m²/sec x 10⁻³)
	✓	✓	✓	✓	✓	✓
4028542-4245	0.2266	76.6	0.2049	2.59	0.959	1.70
4028543-4245	0.2266	76.6	0.2049	2.59	0.959	1.70
4028544-4245	0.2266	76.6	0.2049	2.59	0.959	1.70
4028545-4245	0.2266	76.6	0.2049	2.59	0.959	1.70
4028546-4245	0.2266	77.3	0.2049	2.59	0.959	1.82
4028547-4245	0.2266	74.2	0.2049	2.59	0.959	1.82
4028548-4245	0.2266	74.2	0.2049	2.59	0.959	1.82
4028549-4245	0.2266	74.2	0.2049	2.59	0.959	1.82
4028550-4245	0.2266	74.2	0.2049	2.59	0.959	1.82
4028551-4245	0.2266	74.2	0.2049	2.59	0.959	1.82
4028552-4245	0.2266	74.2	0.2049	2.59	0.959	1.82
4028553-4245	0.2266	74.2	0.2049	2.59	0.959	1.82
4028554-4245	0.2315	74.2	0.2095	2.70	0.961	1.84
4028555-4245	0.2281	74.2	0.2024	2.55	0.957	1.83
4028556-4245	0.2281	74.2	0.2024	2.55	0.957	1.83
4028557-4245	0.2281	74.2	0.2024	2.55	0.957	1.83
4028558-4245	0.2281	74.2	0.2024	2.55	0.957	1.83
4028559-4245	0.2281	74.2	0.2024	2.55	0.957	1.83
4028560-4245	0.2281	74.2	0.2024	2.55	0.957	1.83
4028561-4245	0.2281	74.2	0.2024	2.55	0.957	1.83
4028562-4245	0.2281	77.0	0.2024	2.55	0.957	1.83
4028563-4245	0.2281	77.0	0.2024	2.38	0.957	1.63
4028564-4245	0.2281	77.0	0.2024	2.38	0.957	1.63
4028565-4245	0.2281	77.0	0.2024	2.38	0.957	1.63
4028566-4245	0.2281	77.0	0.2024	2.38	0.957	1.63

NOTE: An astrisk indicates the test was performed on that roll.

Jane Allen
Quality Control Manager

11-20-00
Date

This Certification of Analysis shall not be reproduced except in full, without the written approval of the laboratory.
Serrot International, Inc. 320 Innovation Way - Wellford, SC - 29385

Serrot International, Inc.

11/20/2: 00

Poly-Net Testing Results

	Thickness (inches)	MD Tensile (ppi)	Mass per Unit Area (lbs/ft²)	Carbon Content (%)	Density (g/cm³)	Transmissivity (m²/sec :: 10-³)
	✓	✓	✓	✓	✓	✓
4028567-4245	0.2281	77.0	0.2024	2.38	0.957	1.63
4028568-4245	0.2281	77.0	0.2024	2.38	0.957	1.63
4028569-4245	0.2281	77.0	0.2024	2.38	0.957	1.63
4028570-4245	0.2476	77.0	0.2077	2.38	0.959	1.63
4028571-4245	0.2323	69.0	0.2073	2.34	0.959	1.63
4028572-4245	0.2323	69.0	0.2073	2.34	0.959	1.63
4028573-4245	0.2323	69.0	0.2073	2.34	0.959	1.63
4028574-4245	0.2323	69.0	0.2073	2.34	0.959	1.63
4028575-4245	0.2323	69.0	0.2073	2.34	0.959	1.63
4028576-4245	0.2323	69.0	0.2073	2.34	0.959	1.63
4028578-4245	0.2323	69.0	0.2073	2.34	0.959	1.65
4028579-4245	0.2323	69.0	0.2053	2.34	0.959	1.60
4028580-4245	0.2323	69.0	0.2053	2.34	0.959	1.60
4028582-4245	0.2323	69.0	0.2053	2.34	0.959	1.60
4028584-4245	0.2323	69.0	0.2053	2.34	0.959	1.60
4028585-4245	0.2323	69.0	0.2053	2.34	0.959	1.60
4028587-4245	0.2354	72.0	0.2045	2.48	0.960	1.60
4028588-4245	0.2354	72.0	0.2045	2.48	0.960	1.60
4028590-4249	0.2354	72.0	0.2045	2.48	0.960	1.60
4028591-4249	0.2354	72.0	0.2045	2.48	0.960	1.60
4028592-4249	0.2354	72.0	0.2045	2.48	0.960	1.60
4028593-4249	0.2354	72.0	0.2045	2.48	0.960	1.60
4028594-4249	0.2368	72.0	0.2045	2.48	0.962	1.70
4028615-4249	0.2250	74.7	0.2037	2.59	0.959	1.63
4028616-4249	0.2250	74.7	0.2037	2.45	0.959	1.63
4028617-4249	0.2250	74.7	0.2037	2.45	0.959	1.63

NOTE: An astrisk indicates the test was performed on that roll.

Jane Allen
Quality Control Manager

11-20-00
Date

This Certification of Analysis shall not be reproduced except in full, without the written approval of the laboratory.
Serrot International, Inc. 320 Innovation Way - Wellford, SC - 29385

Serrot International, Inc.

11/20/2000

Poly-Net Testing Results

	Thickness (inches)	MD Tensile (ppi)	Mass per Unit Area (lbs/ft²)	Carbon Content (%)	Density (g/cm³)	Transmissivity (m²/sec x 10⁻³)
	✓	✓	✓	✓	✓	✓
4028618-4249	0.2250	74.7	0.2037	2.45	0.959	1.63
4028619-4249	0.2250	74.7	0.2037	2.45	0.959	1.63
4028620-4249	0.2250	74.7	0.2037	2.45	0.959	1.63
4028621-4249	0.2312	74.7	0.2037	2.45	0.959	1.63
4028622-4249	0.2271	74.7	0.2037	2.45	0.959	1.63
4028623-4249	0.2271	78.7	0.2055	2.45	0.959	1.63
4028624-4249	0.2271	76.9	0.2055	2.45	0.959	1.63
4028625-4249	0.2271	76.9	0.2055	2.45	0.959	1.63
4028626-4249	0.2271	76.9	0.2055	2.45	0.959	1.63
4028627-4249	0.2271	76.9	0.2055	2.45	0.959	1.63
4028628-4249	0.2271	76.9	0.2055	2.45	0.959	1.63
4028629-4249	0.2271	76.9	0.2055	2.45	0.959	1.63
4028630-4249	0.2271	76.9	0.2055	2.45	0.959	1.63
4028631-4249	0.2271	76.9	0.2055	2.45	0.959	1.63
4028632-4249	0.2295	76.9	0.2066	2.47	0.960	1.70
4028634-4249	0.2280	72.5	0.2002	2.66	0.961	1.81
4028635-4249	0.2280	72.5	0.2002	2.66	0.961	1.81
4028637-4249	0.2280	72.5	0.2002	2.66	0.961	1.81
4028638-4249	0.2280	72.5	0.2002	2.66	0.961	1.81
4028639-4249	0.2280	72.5	0.2002	2.66	0.961	1.81
4028640-4249	0.2280	72.5	0.2002	2.66	0.961	1.81
4028641-4249	0.2280	72.5	0.2002	2.66	0.961	1.81
4028642-4249	0.2346	79.6	0.2293	2.83	0.962	2.04
4028643-4249	0.2346	79.6	0.2266	2.74	0.952	1.68
4028645-4249	0.2346	79.6	0.2266	2.74	0.952	1.68

NOTE: An astrisk indicates the test was performed on that roll.

Jane Allen
Quality Control Manager

11-20-00
Date

This Certification of Analysis shall not be reproduced except in full, without the written approval of the laboratory.
Serrot International, Inc. 320 Innovation Way - Wellford, SC - 29385

Serrot International, Inc.

11/20/2000

Poly-Net Testing Results

	Thickness (inches)	MD Tensile (ppi)	Mass per Unit Area (lbs/ft²)	Carbon Content (%)	Density (g/cm³)	Transmissivity (m²/sec x 10⁻³)
	✓	✓	✓	✓	✓	✓
4028646-4249	0.2346	79.6	0.2266	2.74	0.952	1.68
4028647-4249	0.2346	79.6	0.2266	2.74	0.952	1.68
4028648-4249	0.2346	79.6	0.2266	2.74	0.952	1.68
4028649-4249	0.2346	79.6	0.2266	2.74	0.952	1.68
4028650-4249	0.2346	79.6	0.2266	2.74	0.952	1.68
4028651-4249	0.2411	83.4	0.2266	2.74	0.952	1.68
4028652-4249	0.2352	80.3	0.2194	2.49	0.952	1.68
4028653-4249	0.2352	80.3	0.2194	2.49	0.952	1.68
4028654-4249	0.2352	80.3	0.2194	2.49	0.952	1.68
4028655-4249	0.2352	80.3	0.2194	2.49	0.952	1.68
4028656-4249	0.2352	80.3	0.2194	2.49	0.952	1.68
4028657-4249	0.2352	80.3	0.2194	2.49	0.952	1.68
4028658-4249	0.2352	80.3	0.2194	2.49	0.952	1.68
4028659-4249	0.2352	80.3	0.2194	2.49	0.960	1.80
4028660-4249	0.2352	78.4	0.2194	2.38	0.959	1.77
4028661-4249	0.2352	78.4	0.2194	2.38	0.959	1.77
4028662-4249	0.2352	78.4	0.2194	2.38	0.959	1.77
4028663-4249	0.2352	78.4	0.2194	2.38	0.959	1.77
4028664-4249	0.2352	78.4	0.2194	2.38	0.959	1.77
4028665-4249	0.2352	78.4	0.2194	2.38	0.959	1.77
4028666-4249	0.2352	78.4	0.2194	2.38	0.959	1.77
4028667-4249	0.2376	78.4	0.2226	2.38	0.959	1.77
4028668-4249	0.2376	78.4	0.2226	2.38	0.952	1.76
4028669-4249	0.2376	78.4	0.2226	2.38	0.952	1.76
4028670-4249	0.2376	78.4	0.2226	2.38	0.952	1.76
4028671-4249	0.2376	78.4	0.2226	2.38	0.952	1.76

NOTE: An astrisk indicates the test was performed on that roll.

Jane Allen
Quality Control Manager

11-20-00
Date

This Certification of Analysis shall not be reproduced except in full, without the written approval of the laboratory.
Serrot International, Inc. 320 Innovation Way - Wellford, SC - 29385

Serrot International, Inc.

11/20/2000

Poly-Net Testing Results

	Thickness (inches)	MD Tensile (ppi)	Mass per Unit Area (lbs/ft²)	Carbon Content (%)	Density (g/cm³)	Transmissivity (m²/sec x 10⁻³)
	✓	✓	✓	✓	✓	✓
4028672-4249	0.2376	78.4	0.2226	2.38	0.952	1.76
4028673-4249	0.2376	78.4	0.2226	2.38	0.952	1.76
4028674-4249	0.2376	78.4	0.2226	2.38	0.952	1.76
4028675-4249	0.2408	84.0	0.2264	2.67	0.952	1.76
4028676-4249	0.2408	79.8	0.2235	2.67	0.952	1.76
4028677-4249	0.2408	79.8	0.2235	2.67	0.952	1.76
4028678-4249	0.2408	79.8	0.2235	2.67	0.952	1.76
4028679-4249	0.2408	79.8	0.2235	2.67	0.952	1.76
4028680-4249	0.2408	79.8	0.2235	2.67	0.952	1.76
4028681-4249	0.2408	79.8	0.2235	2.67	0.952	1.76
4028682-4249	0.2408	79.8	0.2235	2.67	0.952	1.76
4028683-4249	0.2457	79.8	0.2235	2.83	0.961	1.94
4028684-4249	0.2392	76.7	0.2235	2.67	0.959	1.78
4028685-4249	0.2392	76.7	0.2235	2.67	0.959	1.78
4028686-4249	0.2392	76.7	0.2235	2.67	0.959	1.78
4028687-4249	0.2392	76.7	0.2235	2.67	0.959	1.78
4028688-4249	0.2392	76.7	0.2235	2.67	0.959	1.78
4028689-4249	0.2392	76.7	0.2235	2.67	0.959	1.78
4028690-4249	0.2392	76.7	0.2235	2.67	0.959	1.78
4028691-4249	0.2392	76.7	0.2258	2.67	0.959	1.78
4028692-4249	0.2342	74.8	0.2236	2.65	0.959	1.78
4028693-4249	0.2342	74.8	0.2236	2.65	0.959	1.78
4028694-4249	0.2342	74.8	0.2236	2.65	0.959	1.78
4028695-4249	0.2342	74.8	0.2236	2.65	0.959	1.78
4028696-4249	0.2342	74.8	0.2236	2.65	0.959	1.78

NOTE: An astrisk indicates the test was performed on that roll.

Jane Allen
Quality Control Manager

11-20-00
Date

This Certification of Analysis shall not be reproduced except in full, without the written approval of the laboratory.
Serrot International, Inc. 320 Innovation Way - Wellford, SC - 29385

Serrot International, Inc.

11/20/2000

Poly-Net Testing Results

	Thickness (inches)	MD Tensile (ppi)	Mass per Unit Area (lbs/ft²)	Carbon Content (%)	Density (g/cm³)	Transmissivit (m²/sec x 10⁻³)
	✓	✓	✓	✓	✓	✓
4028697-4249	0.2342	74.8	0.2236	2.65	0.959	1.78
4028698-4249	0.2342	74.8	0.2236	2.65	0.959	1.78
4028699-4249	0.2342	74.8	0.2236	2.65	0.973	1.83
4028700-4249	0.2336	74.8	0.2188	2.61	0.960	1.67
4028701-4249	0.2336	74.8	0.2188	2.61	0.960	1.67
4028702-4249	0.2336	74.8	0.2188	2.61	0.960	1.67
4028703-4249	0.2336	74.8	0.2188	2.61	0.960	1.67
4028704-4249	0.2336	74.8	0.2188	2.61	0.960	1.67
4028705-4249	0.2336	74.8	0.2188	2.61	0.960	1.67
4028706-4249	0.2336	74.8	0.2188	2.61	0.960	1.67
4028707-4249	0.2336	77.3	0.2188	2.61	0.960	1.67
4028708-4249	0.2336	77.3	0.2188	2.61	0.960	1.67
4028709-4249	0.2336	77.3	0.2188	2.61	0.960	1.67
4028710-4249	0.2336	77.3	0.2188	2.61	0.960	1.67
4028711-4249	0.2336	77.3	0.2188	2.61	0.960	1.67
4028712-4249	0.2336	77.3	0.2188	2.61	0.960	1.67
4028713-4249	0.2336	77.3	0.2188	2.61	0.960	1.67
4028714-4249	0.2336	77.3	0.2188	2.61	0.960	1.67
4028715-4249	0.2364	80.2	0.2261	3.03	0.960	1.91
4028716-4249	0.2359	78.6	0.2076	2.94	0.960	1.61
4028717-4249	0.2359	78.6	0.2076	2.94	0.960	1.61
4028718-4249	0.2359	78.6	0.2076	2.94	0.960	1.61
4028719-4249	0.2359	78.6	0.2076	2.94	0.960	1.61
4028720-4249	0.2359	78.6	0.2076	2.94	0.960	1.61
4028721-4249	0.2359	78.6	0.2076	2.65	0.960	1.61
4028722-4249	0.2359	78.6	0.2076	2.70	0.961	1.61

NOTE: An astrisk indicates the test was performed on that roll.

Jane Allen
Quality Control Manager

11-20-00
Date

This Certification of Analysis shall not be reproduced except in full, without the written approval of the laboratory.
Serrot International, Inc. 320 Innovation Way - Wellford, SC - 29385

Serrot International, Inc.

11/20/2000

Poly-Net Testing Results

	Thickness (inches)	MD Tensile (ppi)	Mass per Unit Area (lbs/ft²)	Carbon Content (%)	Density (g/cm³)	Transmissivit (m²/sec :: 10⁻⁴
	✓	✓	✓	✓	✓	✓
4028762-4249	0.2277	71.8	0.2036	2.39	0.960	1.68
4028763-4249	0.2260	71.8	0.2036	2.31	0.959	1.62
4028764-4249	0.2260	71.8	0.2036	2.31	0.959	1.62
4028765-4249	0.2260	71.8	0.2036	2.31	0.959	1.62
4028766-4249	0.2260	71.8	0.2036	2.31	0.959	1.62
4028767-4249	0.2260	71.8	0.2036	2.31	0.959	1.62
4028768-4249	0.2260	71.8	0.2036	2.31	0.959	1.62
4028769-4249	0.2260	71.8	0.2036	2.31	0.959	1.62
4028770-4249	0.2260	76.5	0.2057	2.31	0.959	1.62
4028771-4249	0.2260	75.3	0.2034	2.31	0.959	1.62
4028772-4249	0.2260	75.3	0.2034	2.31	0.959	1.62
4028773-4249	0.2260	75.3	0.2034	2.31	0.959	1.62
4028774-4249	0.2260	75.3	0.2034	2.31	0.959	1.62
4028775-4249	0.2260	75.3	0.2034	2.31	0.959	1.62
4028776-4249	0.2260	75.3	0.2034	2.31	0.959	1.62
4028777-4249	0.2260	75.3	0.2034	2.31	0.959	1.62
4028778-4249	0.2290	75.3	0.2034	2.63	0.962	1.72
4028779-4249	0.2290	68.1	0.2034	2.46	0.960	1.72
4028780-4249	0.2290	68.1	0.2034	2.46	0.960	1.72
4028781-4249	0.2290	68.1	0.2034	2.46	0.960	1.72
4028782-4249	0.2290	68.1	0.2034	2.46	0.960	1.72
4028783-4249	0.2290	68.1	0.2034	2.46	0.960	1.72
4028784-4249	0.2290	68.1	0.2034	2.46	0.960	1.72
4028785-4249	0.2290	68.1	0.2034	2.46	0.960	1.72
4028786-4249	0.2450	68.1	0.2107	2.46	0.960	1.78

NOTE: An astrisk indicates the test was performed on that roll.

Jane Allen
Quality Control Manager

11-20-00
Date

This Certification of Analysis shall not be reproduced except in full, without the written approval of the laboratory.
t International, Inc. 320 Innovation Way - Wellford, SC - 29385

Serrot International, Inc.

11/20/2000

Poly-Net Testing Results

	Thickness (inches)	MD Tensile (ppi)	Mass per Unit Area (lbs/ft²)	Carbon Content (%)	Density (g/cm³)	Transmissivity (m²/sec x 10⁻³)
	✓	✓	✓	✓	✓	✓
4028787-4249	0.2337	68.1	0.2059	2.45	0.960	1.78
4028789-4249	0.2337	68.1	0.2059	2.45	0.960	1.78
4028790-4249	0.2337	68.1	0.2059	2.45	0.960	1.78
4028791-4249	0.2337	68.1	0.2059	2.45	0.960	1.78
4028792-4249	0.2337	68.1	0.2059	2.45	0.960	1.78
4028793-4249	0.2337	68.1	0.2059	2.45	0.960	1.78
4028794-4249	0.2337	74.9	0.2059	2.45	0.960	1.95
4028795-4249	0.2294	72.8	0.2059	2.21	0.960	1.61
4028796-4249	0.2294	72.8	0.2059	2.21	0.960	1.61
4028797-4249	0.2294	72.8	0.2059	2.21	0.960	1.61
4028798-4250	0.2294	72.8	0.2059	2.21	0.960	1.61
4028799-4250	0.2294	72.8	0.2059	2.21	0.960	1.61
4028800-4250	0.2294	72.8	0.2059	2.21	0.960	1.61
4028801-4250	0.2294	72.8	0.2059	2.21	0.960	1.61
4028802-4250	0.2294	72.8	0.2103	2.21	0.960	1.61
4028803-4250	0.2294	72.8	0.2103	2.21	0.960	1.61
4028804-4250	0.2294	72.8	0.2103	2.21	0.960	1.61
4028805-4250	0.2294	72.8	0.2103	2.21	0.960	1.61
4028806-4250	0.2294	72.8	0.2103	2.21	0.960	1.61
4028807-4250	0.2294	72.8	0.2103	2.21	0.960	1.61
4028808-4250	0.2294	72.8	0.2103	2.21	0.960	1.61
4028809-4250	0.2294	72.8	0.2103	2.21	0.960	1.61
4028810-4250	0.2313	76.0	0.2164	2.52	0.960	1.81
4028811-4250	0.2313	76.0	0.2105	2.42	0.960	1.68
4028812-4250	0.2313	76.0	0.2105	2.42	0.960	1.68
4028814-4250	0.2313	76.0	0.2105	2.42	0.960	1.68

NOTE: An astrisk indicates the test was performed on that roll.

Jane Allen
Quality Control Manager

11-20-00
Date

This Certification of Analysis shall not be reproduced except in full, without the written approval of the laboratory.
Serrot International, Inc. 320 Innovation Way - Wellford, SC - 29385

Serrot International, Inc.

11/20/2000

Poly-Net Testing Results

	Thickness (inches)	MD Tensile (ppi)	Mass per Unit Area (lbs/ft²)	Carbon Content (%)	Density (g/cm³)	Transmissivit (m²/sec :: 10-⁴
	✓	✓	✓	✓	✓	✓
4028815-4250	0.2313	76.0	0.2105	2.42	0.960	1.68
4028816-4250	0.2313	76.0	0.2105	2.42	0.960	1.68
4028817-4250	0.2313	76.0	0.2105	2.42	0.960	1.68
4028818-4250	0.2393	76.9	0.2105	2.42	0.960	1.68
4028819-4250	0.2282	73.9	0.2086	2.33	0.959	1.61
4028820-4250	0.2282	73.9	0.2086	2.33	0.959	1.61
4028821-4250	0.2282	73.9	0.2086	2.33	0.959	1.61
4028822-4250	0.2282	73.9	0.2086	2.33	0.959	1.61
4028823-4250	0.2282	73.9	0.2086	2.33	0.959	1.61
4028824-4250	0.2282	73.9	0.2086	2.33	0.959	1.61
4028825-4250	0.2282	73.9	0.2086	2.33	0.959	1.61
4028826-4250	0.2282	73.9	0.2086	2.33	0.959	1.61
4028827-4250	0.2282	73.9	0.2086	2.07	0.957	1.61
4028829-4250	0.2282	73.9	0.2086	2.07	0.957	1.61
4028830-4250	0.2282	73.9	0.2086	2.07	0.957	1.61
4028831-4250	0.2282	73.9	0.2086	2.07	0.957	1.61
4028832-4250	0.2282	73.9	0.2086	2.07	0.957	1.61
4028833-4250	0.2282	73.9	0.2086	2.07	0.957	1.61
4028834-4250	0.2303	79.1	0.2105	2.07	0.957	1.90
4028835-4250	0.2301	75.3	0.2105	2.06	0.957	1.90
4028836-4250	0.2301	75.3	0.2105	2.06	0.957	1.90
4028837-4250	0.2301	75.3	0.2105	2.06	0.957	1.90
4028838-4250	0.2301	75.3	0.2105	2.06	0.957	1.90
4028839-4250	0.2301	75.3	0.2105	2.06	0.957	1.90
4028840-4250	0.2301	75.3	0.2105	2.06	0.957	1.90

NOTE: An astrisk indicates the test was performed on that roll.

Jane Allen
Quality Control Manager

11-20-00
Date

This Certification of Analysis shall not be reproduced except in full, without the written approval of the laboratory.
Serrot International, Inc. 320 Innovation Way - Wellford, SC - 29385

Serrot International, Inc.

11/20/2000

Poly-Net Testing Results

	Thickness (inches)	MD Tensile (ppi)	Mass per Unit Area (lbs/ft²)	Carbon Content (%)	Density (g/cm³)	Transmissivity (m²/sec x 10⁻³)
	✓	✓	✓	✓	✓	✓
4028841-4250	0.2301	75.3	0.2105	2.06	0.957	1.90
4028842-4250	0.2301	75.3	0.2115	2.22	0.958	1.98
4028843-4250	0.2281	75.3	0.2111	2.22	0.958	1.70
4028845-4250	0.2281	75.3	0.2111	2.22	0.958	1.70
4028846-4250	0.2281	75.3	0.2111	2.22	0.958	1.70
4028847-4250	0.2281	75.3	0.2111	2.22	0.958	1.70
4028848-4250	0.2281	75.3	0.2111	2.22	0.958	1.70
4028849-4250	0.2281	75.3	0.2111	2.22	0.958	1.70
4028850-4250	0.2281	77.7	0.2111	2.24	0.959	1.70
4028851-4250	0.2281	77.7	0.2111	2.24	0.959	1.67
4028852-4250	0.2281	77.7	0.2111	2.24	0.959	1.67
4028853-4250	0.2281	77.7	0.2111	2.24	0.959	1.67
4028854-4250	0.2281	77.7	0.2111	2.24	0.959	1.67
4028855-4250	0.2281	77.7	0.2111	2.24	0.959	1.67
4028856-4250	0.2281	77.7	0.2111	2.24	0.959	1.67
4028858-4250	0.2319	77.9	0.2132	2.33	0.959	1.67

NOTE: An astrisk indicates the test was performed on that roll.

Jane Allen
Quality Control Manager

11-20-00
Date

This Certification of Analysis shall not be reproduced except in full, without the written approval of the laboratory.
Serrot International, Inc. 320 Innovation Way - Wellford, SC - 29385

SERROT INTERNATIONAL, INC

Poly-Net Certificate of Analysis

Customer: RB Baker Construction
Project Name: WMI - Trail Ridge Landfill
Project Number: 5135

Number of Rolls Shipped: 230
Product Code: SH3NNT150STBBP
Bill of Lading: Pre-Certification

I certify the polyethylene geonet for the above identified shipment meets or exceeds the project specifications, listed below.

The raw polymeric material is first quality polyethylene resin.

A database listing of all test values follows.

Property	Test Method	Minimum Specification	Frequency
Thickness	ASTM D 5199	0.200	Every 40,000 SF
Tensile Strength	ASTM D 5035	45	Every 40,000 SF
Mass per Unit Area	ASTM D 5261	0.1620	Every 40,000 SF
Carbon Black Content	ASTM D 4218	2.00%	Every 40,000 SF
Density	ASTM D 1505	0.940	Every 40,000 SF
Tranmissivity	ASTM D 4716	1.0×10^{-3}	Every 40,000 SF

Jane Allen
Quality Control Manager

11-20-00
Date

This Certification of Analysis shall not be reproduced except in full, without the written approval of the laboratory Serrot International, Inc. 320 Innovation Way Wellford, SC 29385

Serrot International, Inc.

11/20/2000

Poly-Net Testing Results

	Thickness (inches)	MD Tensile (ppi)	Mass per Unit Area (lbs/ft²)	Carbon Content (%)	Density (g/cm³)	Transmissivity (m²/sec x 10⁻³)
	✓	✓	✓	✓	✓	✓
4027919-4243	0.2179	66.5	0.1863	2.64	0.960	1.25
4027920-4243	0.2179	66.5	0.1863	2.64	0.960	1.25
4027921-4243	0.2230	66.8	0.1919	2.64	0.960	1.25
4027922-4243	0.2185	58.9	0.1893	2.61	0.960	1.25
4027923-4243	0.2185	58.9	0.1893	2.61	0.960	1.25
4027924-4243	0.2185	58.9	0.1893	2.61	0.960	1.25
4027925-4243	0.2185	58.9	0.1893	2.61	0.960	1.25
4027926-4243	0.2185	58.9	0.1893	2.61	0.960	1.25
4027927-4243	0.2185	58.9	0.1893	2.61	0.960	1.25
4027928-4243	0.2185	58.9	0.1893	2.61	0.960	1.25
4027929-4243	0.2185	58.9	0.1893	2.61	0.961	1.25
4027930-4243	0.2185	58.9	0.1717	2.21	0.959	1.25
4027931-4243	0.2185	58.9	0.1717	2.21	0.959	1.25
4027932-4243	0.2185	58.9	0.1717	2.21	0.959	1.25
4027933-4243	0.2185	58.9	0.1717	2.21	0.959	1.25
4027934-4243	0.2185	58.9	0.1717	2.21	0.959	1.25
4027935-4243	0.2185	58.9	0.1717	2.21	0.959	1.25
4027936-4243	0.2210	64.0	0.1717	2.21	0.959	1.25
4028278-4244	0.2100	67.6	0.1762	2.62	0.961	1.50
4028279-4244	0.2100	67.6	0.1762	2.62	0.961	1.50
4028280-4244	0.2100	67.6	0.1762	2.62	0.961	1.50
4028281-4244	0.2100	67.6	0.1762	2.62	0.961	1.50
4028282-4244	0.2100	67.6	0.1762	2.62	0.961	1.50
4028283-4244	0.2100	67.6	0.1762	2.62	0.961	1.50
4028284-4244	0.2100	67.6	0.1762	2.62	0.961	1.50
4028285-4244	0.2100	67.7	0.1762	2.69	0.961	1.50

NOTE: An astrisk indicates the test was performed on that roll.

Jane Allen
Quality Control Manager

11-20-00
Date

This Certification of Analysis shall not be reproduced except in full, without the written approval of the laboratory.
Serrot International, Inc. 320 Innovation Way - Wellford, SC - 29385

Serrot International, Inc.

11/20/2000

Poly-Net Testing Results

	Thickness (inches)	MD Tensile (ppi)	Mass per Unit Area (lbs/ft²)	Carbon Content (%)	Density (g/cm³)	Transmissivity (m²/sec x 10⁻³)
	✓	✓	✓	✓	✓	✓
4028286-4244	0.2100	64.2	0.1758	2.69	0.960	1.50
4028287-4244	0.2100	64.2	0.1758	2.69	0.960	1.50
4028288-4244	0.2100	64.2	0.1758	2.69	0.960	1.50
4028289-4244	0.2100	64.2	0.1758	2.69	0.960	1.50
4028290-4244	0.2100	64.2	0.1758	2.69	0.960	1.50
4028291-4244	0.2100	64.2	0.1758	2.69	0.960	1.50
4028292-4244	0.2100	64.2	0.1758	2.69	0.960	1.50
4028294-4244	0.2102	64.2	0.1758	2.81	0.960	1.50
4028295-4244	0.2102	64.2	0.1758	2.81	0.960	1.50
4028296-4244	0.2102	64.2	0.1758	2.81	0.960	1.50
4028299-4244	0.2102	64.2	0.1758	2.81	0.960	1.50
4028300-4244	0.2297	64.2	0.2044	2.81	0.960	1.50
4028303-4244	0.2075	67.7	0.1754	2.86	0.961	1.50
4028304-4244	0.2075	67.7	0.1754	2.86	0.960	1.50
4028305-4244	0.2075	67.7	0.1754	2.86	0.960	1.50
4028307-4244	0.2075	67.7	0.1754	2.86	0.960	1.50
4028310-4244	0.2075	67.7	0.1754	2.86	0.960	1.50
4028311-4244	0.2075	67.7	0.1754	2.86	0.960	1.50
4028312-4244	0.2097	67.8	0.1805	2.86	0.960	1.55
4028314-4244	0.2097	64.0	0.1785	2.70	0.959	1.33
4028315-4244	0.2097	64.0	0.1785	2.70	0.959	1.33
4028316-4244	0.2097	64.0	0.1785	2.70	0.959	1.33
4028317-4244	0.2097	64.0	0.1785	2.70	0.959	1.33
4028318-4244	0.2097	64.0	0.1785	2.70	0.959	1.33
4028319-4244	0.2097	64.0	0.1785	2.70	0.959	1.33

NOTE: An astrisk indicates the test was performed on that roll.

Jane Allen
Quality Control Manager

11-20-00
Date

This Certification of Analysis shall not be reproduced except in full, without the written approval of the laboratory.
Serrot International, Inc. 320 Innovation Way - Wellford, SC - 29385

Serrot International, Inc.

11/20/2000

Poly-Net Testing Results

	Thickness (inches)	MD Tensile (ppi)	Mass per Unit Area (lbs/ft²)	Carbon Content (%)	Density (g/cm³)	Transmissivity (m²/sec x 10⁻³)
	✓	✓	✓	✓	✓	✓
4028320-4244	0.2120	64.0	0.1785	2.70	0.959	1.33
4028321-4244	0.2120	64.0	0.1785	2.56	0.959	1.33
4028322-4245	0.2120	64.0	0.1785	2.56	0.959	1.33
4028323-4245	0.2120	64.0	0.1785	2.56	0.959	1.33
4028324-4245	0.2120	64.0	0.1785	2.56	0.959	1.33
4028325-4245	0.2120	64.0	0.1785	2.56	0.959	1.33
4028326-4245	0.2120	64.0	0.1785	2.56	0.959	1.33
4028327-4245	0.2120	64.0	0.1785	2.56	0.959	1.33
4028328-4245	0.2143	64.4	0.1806	2.56	0.961	1.33
4028329-4245	0.2117	63.0	0.1800	2.53	0.957	1.33
4028330-4245	0.2117	63.0	0.1800	2.53	0.957	1.33
4028331-4245	0.2117	63.0	0.1800	2.53	0.957	1.33
4028332-4245	0.2117	63.0	0.1800	2.53	0.957	1.33
4028333-4245	0.2117	63.0	0.1800	2.53	0.957	1.33
4028334-4245	0.2117	63.0	0.1800	2.53	0.957	1.33
4028335-4245	0.2117	63.0	0.1800	2.53	0.957	1.33
4028336-4245	0.2117	63.0	0.1800	2.53	0.957	1.33
4028337-4245	0.2117	63.0	0.1800	2.53	0.957	1.33
4028338-4245	0.2117	63.0	0.1800	2.53	0.957	1.33
4028339-4245	0.2117	63.0	0.1800	2.53	0.957	1.33
4028340-4245	0.2117	63.0	0.1800	2.53	0.957	1.33
4028341-4245	0.2117	63.0	0.1800	2.53	0.957	1.33
4028342-4245	0.2117	63.0	0.1800	2.53	0.957	1.33
4028344-4245	0.2150	63.5	0.1701	2.57	0.959	1.50
4028345-4245	0.2150	63.5	0.1701	2.47	0.956	1.50
4028347-4245	0.2150	63.5	0.1701	2.47	0.956	1.50

NOTE: An astrisk indicates the test was performed on that roll.

Jane Allen
Quality Control Manager

11-20-00
Date

This Certification of Analysis shall not be reproduced except in full, without the written approval of the laboratory.
Serrot International, Inc. 320 Innovation Way - Wellford, SC - 29385

Serrot International, Inc.

11/20/2:00

Poly-Net Testing Results

	Thickness (inches)	MD Tensile (ppi)	Mass per Unit Area (lbs/ft²)	Carbon Content (%)	Density (g/cm³)	Transmissivity (m²/sec :: 10-³)
	✓	✓	✓	✓	✓	✓
4028348-4245	0.2150	63.5	0.1701	2.47	0.956	1.50
4028349-4245	0.2150	63.5	0.1701	2.47	0.956	1.50
4028350-4245	0.2150	63.5	0.1701	2.47	0.956	1.50
4028351-4245	0.2150	63.5	0.1701	2.47	0.956	1.50
4028352-4245	0.2236	64.2	0.1785	2.47	0.956	1.50
4028354-4245	0.2085	64.2	0.1742	2.47	0.956	1.50
4028355-4245	0.2085	64.2	0.1742	2.47	0.956	1.50
4028356-4245	0.2085	64.2	0.1742	2.47	0.956	1.50
4028357-4245	0.2085	64.2	0.1742	2.47	0.956	1.50
4028358-4245	0.2085	64.2	0.1742	2.47	0.956	1.50
4028359-4245	0.2085	64.2	0.1742	2.47	0.956	1.50
4028360-4245	0.2085	65.0	0.1742	2.68	0.961	1.50
4028361-4245	0.2085	62.1	0.1742	2.66	0.959	1.50
4028362-4245	0.2085	62.1	0.1742	2.66	0.959	1.50
4028364-4245	0.2085	62.1	0.1742	2.66	0.959	1.50
4028365-4245	0.2085	62.1	0.1742	2.66	0.959	1.50
4028366-4245	0.2085	62.1	0.1742	2.66	0.959	1.50
4028367-4245	0.2085	62.1	0.1742	2.66	0.959	1.50
4028368-4245	0.2100	62.1	0.1772	2.66	0.959	1.50
4028369-4245	0.2081	62.1	0.1723	2.66	0.959	1.40
4028370-4245	0.2081	62.1	0.1723	2.66	0.959	1.40
4028371-4245	0.2081	62.1	0.1723	2.66	0.959	1.40
4028372-4245	0.2081	62.1	0.1723	2.66	0.959	1.40
4028373-4245	0.2081	62.1	0.1723	2.66	0.959	1.40
4028374-4245	0.2081	62.1	0.1723	2.66	0.959	1.40

NOTE: An astrisk indicates the test was performed on that roll.

Jane Allen
Quality Control Manager

11-20-00
Date

This Certification of Analysis shall not be reproduced except in full, without the written approval of the laboratory.
Serrot International, Inc. 320 Innovation Way - Wellford, SC - 29385

Serrot International, Inc.

11/20/2000

Poly-Net Testing Results

	Thickness (inches)	MD Tensile (ppi)	Mass per Unit Area (lbs/ft²)	Carbon Content (%)	Density (g/cm³)	Transmissivity (m²/sec * 10⁻³)
	✓	✓	✓	✓	✓	✓
4028375-4245	0.2081	62.1	0.1723	2.66	0.959	1.40
4028376-4245	0.2081	62.6	0.1723	2.72	0.960	1.40
4028377-4245	0.2078	62.4	0.1706	2.65	0.960	1.40
4028378-4245	0.2078	62.4	0.1706	2.65	0.960	1.40
4028379-4245	0.2078	62.4	0.1706	2.65	0.960	1.40
4028380-4245	0.2078	62.4	0.1706	2.65	0.960	1.40
4028382-4245	0.2078	62.4	0.1706	2.65	0.960	1.40
4028383-4245	0.2078	62.4	0.1706	2.65	0.960	1.40
4028384-4245	0.2078	62.4	0.1706	2.65	0.960	1.40
4028385-4245	0.2078	62.4	0.1706	2.32	0.959	1.40
4028386-4245	0.2078	62.4	0.1706	2.32	0.959	1.40
4028387-4245	0.2078	62.4	0.1706	2.32	0.959	1.40
4028388-4245	0.2078	62.4	0.1706	2.32	0.959	1.40
4028389-4245	0.2078	62.4	0.1706	2.32	0.959	1.40
4028390-4245	0.2078	62.4	0.1706	2.32	0.959	1.40
4028391-4245	0.2078	62.4	0.1706	2.32	0.959	1.40
4028392-4245	0.2093	62.4	0.1724	2.32	0.959	1.40
4028393-4245	0.2093	62.4	0.1724	2.32	0.959	1.14
4028394-4245	0.2093	62.4	0.1724	2.32	0.959	1.14
4028395-4245	0.2093	62.4	0.1724	2.32	0.959	1.14
4028396-4245	0.2093	62.4	0.1724	2.32	0.959	1.14
4028397-4245	0.2093	62.4	0.1724	2.32	0.959	1.14
4028398-4245	0.2093	62.4	0.1724	2.32	0.959	1.14
4028399-4245	0.2093	62.4	0.1724	2.32	0.959	1.14
4028400-4245	0.2095	65.7	0.1761	2.67	0.959	1.14
4028401-4245	0.2077	62.5	0.1716	2.61	0.959	1.14

NOTE: An astrisk indicates the test was performed on that roll.

Jane Allen
Quality Control Manager

11-20-00
Date

This Certification of Analysis shall not be reproduced except in full, without the written approval of the laboratory.
Serrot International, Inc. 320 Innovation Way - Wellford, SC - 29385

Serrot International, Inc.

11/20/2000

Poly-Net Testing Results

	Thickness (inches)	MD Tensile (ppi)	Mass per Unit Area (lbs/ft²)	Carbon Content (%)	Density (g/cm³)	Transmissivity (m²/sec x 10⁻³)
	✓	✓	✓	✓	✓	✓
4028402-4245	0.2077	62.5	0.1716	2.61	0.959	1.14
4028403-4245	0.2077	62.5	0.1716	2.61	0.959	1.14
4028404-4245	0.2077	62.5	0.1716	2.61	0.959	1.14
4028407-4245	0.2077	62.5	0.1716	2.61	0.959	1.14
4028408-4245	0.2077	62.5	0.1716	2.61	0.959	1.14
4028409-4245	0.2077	62.5	0.1716	2.61	0.959	1.14
4028410-4245	0.2077	62.5	0.1716	2.61	0.959	1.14
4028411-4245	0.2077	61.9	0.1716	2.61	0.958	1.14
4028412-4245	0.2077	61.9	0.1716	2.61	0.958	1.14
4028413-4245	0.2077	61.9	0.1716	2.61	0.958	1.14
4028414-4245	0.2077	61.9	0.1716	2.61	0.958	1.14
4028415-4245	0.2077	61.9	0.1716	2.61	0.958	1.14
4028416-4245	0.2077	61.9	0.1716	2.61	0.958	1.14
4028417-4245	0.2077	61.9	0.1716	2.61	0.958	1.14
4028418-4245	0.2133	61.9	0.1798	2.76	0.958	1.14
4028419-4245	0.2105	61.9	0.1771	2.57	0.958	1.14
4028420-4245	0.2105	61.9	0.1771	2.57	0.958	1.14
4028421-4245	0.2105	61.9	0.1771	2.57	0.958	1.14
4028422-4245	0.2105	61.9	0.1771	2.57	0.958	1.14
4028423-4245	0.2105	61.9	0.1771	2.57	0.958	1.14
4028424-4245	0.2105	61.9	0.1771	2.57	0.958	1.14
4028425-4245	0.2105	61.9	0.1771	2.57	0.958	1.14
4028426-4245	0.2105	64.0	0.1771	2.57	0.959	1.14
4028427-4245	0.2089	63.6	0.1737	2.57	0.958	1.14
4028428-4245	0.2089	63.6	0.1737	2.57	0.958	1.14

NOTE: An astrisk indicates the test was performed on that roll.

Jane Allen
Quality Control Manager

11-20-00
Date

This Certification of Analysis shall not be reproduced except in full, without the written approval of the laboratory.
Serrot International, Inc. 320 Innovation Way - Wellford, SC - 29385

Serrot International, Inc.

11/20/2000

Poly-Net Testing Results

	Thickness (inches)	MD Tensile (ppi)	Mass per Unit Area (lbs/ft²)	Carbon Content (%)	Density (g/cm³)	Transmissivity (m²/sec x 10⁻³)
	✓	✓	✓	✓	✓	✓
4028429-4245	0.2089	63.6	0.1737	2.57	0.958	1.14
4028430-4245	0.2089	63.6	0.1737	2.57	0.958	1.14
4028431-4245	0.2089	63.6	0.1737	2.57	0.958	1.14
4028432-4245	0.2089	63.6	0.1737	2.57	0.958	1.14
4028433-4245	0.2089	63.6	0.1737	2.57	0.958	1.14
4028434-4245	0.2089	63.6	0.1737	2.64	0.958	1.14
4028435-4245	0.2089	61.9	0.1737	2.64	0.958	1.14
4028436-4245	0.2089	61.9	0.1737	2.64	0.958	1.14
4028437-4245	0.2089	61.9	0.1737	2.64	0.958	1.14
4028438-4245	0.2089	61.9	0.1737	2.64	0.958	1.14
4028439-4245	0.2089	61.9	0.1737	2.64	0.958	1.14
4028440-4245	0.2089	61.9	0.1737	2.64	0.958	1.14
4028441-4245	0.2089	61.9	0.1737	2.64	0.958	1.14
4028443-4245	0.2113	61.9	0.1785	2.70	0.958	1.38
4028444-4245	0.2113	61.9	0.1785	2.61	0.958	1.38
4028445-4245	0.2113	61.9	0.1785	2.61	0.958	1.38
4028446-4245	0.2113	61.9	0.1785	2.61	0.958	1.38
4028447-4245	0.2113	61.9	0.1785	2.61	0.958	1.38
4028448-4245	0.2113	61.9	0.1785	2.61	0.958	1.38
4028449-4245	0.2113	61.9	0.1785	2.61	0.958	1.38
4028450-4245	0.2113	61.9	0.1785	2.61	0.958	1.38
4028451-4245	0.2122	68.4	0.1818	2.61	0.960	1.38
4028452-4245	0.2122	65.5	0.1781	2.61	0.951	1.38
4028453-4245	0.2122	65.5	0.1781	2.61	0.951	1.38
4028454-4245	0.2122	65.5	0.1781	2.61	0.951	1.38
4028455-4245	0.2122	65.5	0.1781	2.61	0.951	1.38

NOTE: An astrisk indicates the test was performed on that roll.

Jane Allen
Quality Control Manager

11-20-00
Date

This Certification of Analysis shall not be reproduced except in full, without the written approval of the laboratory.
Serrot International, Inc. 320 Innovation Way - Wellford, SC - 29385

Serrot International, Inc.

11/20/2000

Poly-Net Testing Results

	Thickness (inches)	MD Tensile (ppi)	Mass per Unit Area (lbs/ft²)	Carbon Content (%)	Density (g/cm³)	Transmissivit (m²/sec x 10⁻³)
	✓	✓	✓	✓	✓	✓
4028456-4245	0.2122	65.5	0.1781	2.61	0.951	1.38
4028457-4245	0.2122	65.5	0.1781	2.61	0.951	1.38
4028458-4245	0.2122	65.5	0.1781	2.61	0.951	1.38
4028459-4245	0.2138	65.5	0.1781	2.63	0.951	1.38
4028460-4245	0.2138	65.5	0.1781	2.47	0.951	1.38
4028461-4245	0.2138	65.5	0.1781	2.47	0.951	1.38
4028462-4245	0.2138	65.5	0.1781	2.47	0.951	1.38
4028463-4245	0.2138	65.5	0.1781	2.47	0.951	1.38
4028464-4245	0.2138	65.5	0.1781	2.47	0.951	1.38
4028465-4245	0.2138	65.5	0.1781	2.47	0.951	1.38
4028466-4245	0.2138	65.5	0.1781	2.47	0.951	1.38
4028467-4245	0.2142	66.5	0.1812	2.47	0.959	1.43
4028468-4245	0.2129	66.5	0.1793	2.47	0.951	1.04
4028469-4245	0.2129	66.5	0.1793	2.47	0.951	1.04
4028470-4245	0.2129	66.5	0.1793	2.47	0.951	1.04
4028471-4245	0.2129	66.5	0.1793	2.47	0.951	1.04
4028472-4245	0.2129	66.5	0.1793	2.47	0.951	1.04
4028473-4245	0.2129	66.5	0.1793	2.47	0.951	1.04
4028474-4245	0.2129	66.5	0.1793	2.47	0.951	1.04
4028475-4245	0.2129	69.1	0.1793	2.71	0.951	1.04
4028476-4245	0.2123	63.2	0.1783	2.71	0.951	1.04
4028477-4245	0.2123	63.2	0.1783	2.71	0.951	1.04
4028478-4245	0.2123	63.2	0.1783	2.71	0.951	1.04
4028479-4245	0.2123	63.2	0.1783	2.71	0.951	1.04
4028480-4245	0.2123	63.2	0.1783	2.71	0.951	1.04

NOTE: An astrisk indicates the test was performed on that roll.

Jane Allen
Quality Control Manager

11-20-00
Date

This Certification of Analysis shall not be reproduced except in full, without the written approval of the laboratory.
Serrot International, Inc. 320 Innovation Way - Wellford, SC - 29385

Serrot International, Inc.

11/20/2000

Poly-Net Testing Results

	Thickness (inches)	MD Tensile (ppi)	Mass per Unit Area (lbs/ft²)	Carbon Content (%)	Density (g/cm³)	Transmissivit (m²/sec x 10-)
	✓	✓	✓	✓	✓	✓
4028481-4245	0.2123	63.2	0.1783	2.71	0.951	1.04
4028482-4245	0.2123	63.2	0.1783	2.71	0.951	1.04
4028483-4245	0.2123	63.2	0.1783	2.76	0.951	1.04
4028484-4245	0.2123	63.2	0.1783	2.58	0.951	1.04
4028485-4245	0.2123	63.2	0.1783	2.58	0.951	1.04
4028486-4245	0.2123	63.2	0.1783	2.58	0.951	1.04
4028487-4245	0.2123	63.2	0.1783	2.58	0.951	1.04
4028488-4245	0.2123	63.2	0.1783	2.58	0.951	1.04
4028489-4245	0.2123	63.2	0.1783	2.58	0.951	1.04
4028490-4245	0.2123	63.2	0.1783	2.58	0.951	1.04
4028491-4245	0.2123	64.3	0.1805	2.58	0.951	1.04
4028492-4245	0.2089	64.3	0.1735	2.40	0.951	1.04
4028493-4245	0.2089	64.3	0.1735	2.40	0.951	1.04
4028494-4245	0.2089	64.3	0.1735	2.40	0.951	1.04
4028495-4245	0.2089	64.3	0.1735	2.40	0.951	1.04
4028496-4245	0.2089	64.3	0.1735	2.40	0.951	1.04
4028497-4245	0.2089	64.3	0.1735	2.40	0.951	1.04
4028498-4245	0.2089	64.3	0.1735	2.40	0.951	1.04
4028499-4245	0.2089	66.7	0.1735	2.40	0.957	1.26
4028500-4245	0.2089	66.7	0.1735	2.40	0.957	1.26
4028501-4245	0.2089	66.7	0.1735	2.40	0.957	1.26
4028502-4245	0.2089	66.7	0.1735	2.40	0.957	1.26
4028503-4245	0.2089	66.7	0.1735	2.40	0.957	1.26
4028504-4245	0.2089	66.7	0.1735	2.40	0.957	1.26
4028505-4245	0.2089	66.7	0.1735	2.40	0.957	1.26
4028506-4245	0.2089	66.7	0.1735	2.40	0.957	1.26

NOTE: An astrisk indicates the test was performed on that roll.

Jane Allen
Quality Control Manager

11-20-00
Date

This Certification of Analysis shall not be reproduced except in full, without the written approval of the laboratory.
Serrot International, Inc. 320 Innovation Way - Wellford, SC - 29385

07/17/00

Poly-Net™ Certificate of Analysis

Customer: RB Baker Construction

Project Name: WMI/TrailRidge, LF

Project Number: 5135

Number of Rolls Shipped: 106

Material Code: SH3NNT150STBBP

Bill of Lading: To Be Shipped

We hereby certify that the polyethylene geonet for the above mentioned shipment meets or exceeds Serrot International's specifications, below. Testing, except transmissivity, was performed at least every 40,000 ft. Transmissivity was performed at least once per shift.

Thickness was measured according to ASTM D 5199. Tensiles were determined according to ASTM D 5035, SII modified. Mass per unit area was determined according to ASTM D 5261. Carbon black content was determined according to ASTM 4218. Density was determined according to ASTM D 1505. Transmissivity was determined according to ASTM D 4716, SII modified. Transmissivity is measured in the machine direction between two steel plates one hour after application of the confining pressure. The standard transmissivity testing parameters for Poly-Net ™ are: PN2000 – 2,000 psf/1.0 gradient, PN3000 – 15,000 psf/1.0 gradient, PN3000CN – 4,000 psf/1.0 gradient, and PN5000 – 15,000 psf/1.0 gradient.

GEONET SPECIFICATIONS

	PN-2000	PN-3000	PN-3000CN	PN-5000
Thickness (inches)	0.160	0.200	0.200	0.250
Mass Per Unit Area (lbs/ft^3)	0.100	0.162	0.140	0.200
Tensile Strength (ppi)	30	45	32	50
Density (g/cm^3)	0.940	0.940	0.940	0.940
Carbon Black Content (%)	2.0	2.0	2.0	2.0
Transmissivity (m^3/sec x 10^{-3})	1.0	1.0	1.0	2.0 (1.5*)
Confining Pressure (psf)	2,000	15,000	4,000	15,000

* Some selected HDPE geomembrane sheet resins will achieve lower transmissivity values due to lower modulus. Specifying t he same resin as used in the sheet on a project may limit the PN-5000 to the 1.5 x 10.

A database listing of Mass Per Unit Area, Thickness, Tensile Properties, Density, Carbon Black Content and Transmissivity follows:

Note: Virgin Poly-Net is 100% virgin and contains no reworked plastic.

Serrot International

Jane Allen

Jane Allen
Quality Control Manager

7-24-00
Date

This certification of Analysis shall not be reproduced except in full, without the written approval of the laboratory.
Serrot International, Inc. 320 Innovation Way – Wellford, SC - 29385

Carrot International, Inc.

07/24/2000

Poly-Net Testing Results

	Thickness (inches)	MD Tensile (ppi)	Mass per Unit Area (lbs/ft²)	Carbon Content (%)	Density (g/cm³)	Transmissivity (m²/sec x 10⁻³)
4021738-4197	0.2270	71.6	0.2052	2.32	0.965	1.79
4021739-4197	0.2270	71.6	0.2052	2.32	0.965	1.79
4021740-4197	0.2270	71.6	0.2052	2.32	0.965	1.79
4021741-4197	0.2270	71.6	0.2052	2.32	0.965	1.79
4021742-4197	0.2270	71.6	0.2052	2.32	0.965	1.79
4021743-4197	0.2270	71.6	0.2052	2.32	0.965	1.79
4021744-4197	0.2270	71.6	0.2052	2.32	0.965	1.79
4021745-4197	0.2270 *	71.6 *	0.2052 *	2.37 *	0.965 *	1.99 *
4021746-4197	0.2270	71.6	0.2052	2.37	0.965	1.85
4021747-4197	0.2270	71.6	0.2052	2.37	0.965	1.85
4021748-4197	0.2270	71.6	0.2052	2.37	0.965	1.85
4021749-4197	0.2270	71.6	0.2052	2.37	0.965	1.85
4021750-4197	0.2270	71.6	0.2052	2.37	0.965	1.85
4021751-4197	0.2270	71.6	0.2052	2.37	0.965	1.85
4021752-4197	0.2270	71.6	0.2052	2.37	0.965	1.85
4021753-4197	0.2360 *	72.9 *	0.2124 *	2.58 *	0.965 *	1.85 *
4021754-4197	0.2294	72.3	0.2061	2.46	0.961	1.85
4021755-4197	0.2294	72.3	0.2061	2.46	0.961	1.85
4021756-4197	0.2294	72.3	0.2061	2.46	0.961	1.85
4021757-4197	0.2294	72.3	0.2061	2.46	0.961	1.85
4021758-4197	0.2294	72.3	0.2061	2.46	0.961	1.85
4021759-4197	0.2294	72.3	0.2061	2.46	0.961	1.85
4021760-4197	0.2294	72.3	0.2061	2.46	0.961	1.85
4021761-4197	0.2294 *	72.3 *	0.2061 *	2.46 *	0.961 *	2.12 *
4021762-4197	0.2294	71.7	0.2061	2.37	0.961	1.80
4021763-4197	0.2294	71.7	0.2061	2.37	0.961	1.80

NOTE: An astrisk indicates the test was performed on that roll.

Jane Allen
Quality Control Manager

7-24-00
Date

ertification of Analysis shall not be reproduced except in full, without the written approval of the laboratory.

Carrot International, Inc.

07/24/2000

Poly-Net Testing Results

	Thickness (inches)	MD Tensile (ppi)	Mass per Unit Area (lbs/ft²)	Carbon Content (%)	Density (g/cm³)	Transmissivity (m²/sec x 10⁻³)
4021764-4197	0.2294	71.7	0.2061	2.37	0.961	1.80
4021765-4197	0.2294	71.7	0.2061	2.37	0.961	1.80
4021766-4197	0.2294	71.7	0.2061	2.37	0.961	1.80
4021767-4197	0.2294	71.7	0.2061	2.37	0.961	1.80
4021768-4197	0.2294	71.7	0.2061	2.37	0.961	1.80
4021769-4197	0.2345 *	71.7 *	0.2066 *	2.37 *	0.965 *	1.80 *
4021770-4197	0.2345	71.3	0.2066	2.37	0.965	1.71
4021771-4197	0.2345	71.3	0.2066	2.37	0.965	1.71
4021772-4197	0.2345	71.3	0.2066	2.37	0.965	1.71
4021773-4197	0.2345	71.3	0.2066	2.37	0.965	1.71
4021774-4197	0.2345	71.3	0.2066	2.37	0.965	1.71
4021775-4197	0.2345	71.3	0.2066	2.37	0.965	1.71
4021776-4197	0.2345	71.3	0.2066	2.37	0.965	1.71
4021777-4197	0.2362 *	71.3 *	0.2102 *	2.47 *	0.965 *	1.71 *
4021778-4197	0.2357	71.3	0.2076	2.47	0.965	1.61
4021779-4197	0.2357	71.3	0.2076	2.47	0.965	1.61
4021780-4197	0.2357	71.3	0.2076	2.47	0.965	1.61
4021781-4197	0.2357	71.3	0.2076	2.47	0.965	1.61
4021782-4197	0.2357	71.3	0.2076	2.47	0.965	1.61
4021783-4197	0.2357	71.3	0.2076	2.47	0.965	1.61
4021784-4197	0.2357	71.3	0.2076	2.47	0.965	1.61
4021785-4197	0.2357 *	72.7 *	0.2076 *	2.55 *	0.965 *	1.61 *
4021786-4197	0.2343	70.5	0.2046	2.33	0.965	1.61
4021787-4197	0.2343	70.5	0.2046	2.33	0.965	1.61
4021788-4197	0.2343	70.5	0.2046	2.33	0.965	1.61

NOTE: An astrisk indicates the test was performed on that roll.

Jane Allen
Quality Control Manager

7-24-00
Date

ertification of Analysis shall not be reproduced except in full, without the written approval of the laboratory.

Carrot International, Inc.

07/24/2000

Poly-Net Testing Results

	Thickness (inches)	MD Tensile (ppi)	Mass per Unit Area (lbs/ft²)	Carbon Content (%)	Density (g/cm³)	Transmissivity (m²/sec x 10⁻³)
4021789-4197	0.2343	70.5	0.2046	2.33	0.965	1.61
4021790-4197	0.2343	70.5	0.2046	2.33	0.965	1.61
4021791-4197	0.2343	70.5	0.2046	2.33	0.965	1.61
4021793-4197	0.2343 *	70.5 *	0.2046 *	2.33 *	0.965 *	2.10 *
4021794-4197	0.2343	70.5	0.2046	2.33	0.961	1.64
4021795-4197	0.2343	70.5	0.2046	2.33	0.961	1.64
4021796-4197	0.2343	70.5	0.2046	2.33	0.961	1.64
4021797-4197	0.2343	70.5	0.2046	2.33	0.961	1.64
4021798-4197	0.2343	70.5	0.2046	2.33	0.961	1.64
4021801-4197	0.2365 *	72.4 *	0.2102 *	2.34 *	0.961 *	1.64 *
4021802-4197	0.2353	72.4	0.2086	2.34	0.958	1.64
4021803-4197	0.2353	72.4	0.2086	2.34	0.958	1.64
4021804-4197	0.2353	72.4	0.2086	2.34	0.958	1.64
4021805-4197	0.2353	72.4	0.2086	2.34	0.958	1.64
4021806-4197	0.2353	72.4	0.2086	2.34	0.958	1.64
4021807-4197	0.2353	72.4	0.2086	2.34	0.958	1.64
4021808-4197	0.2353	72.4	0.2086	2.34	0.958	1.64
4021809-4197	0.2353 *	76.2 *	0.2086 *	2.54 *	0.958 *	1.88 *
4021810-4197	0.2353	76.2	0.2086	2.36	0.958	1.88
4021811-4197	0.2353	76.2	0.2086	2.36	0.958	1.88
4021812-4197	0.2353	76.2	0.2086	2.36	0.958	1.88
4021813-4197	0.2353	76.2	0.2086	2.36	0.958	1.88
4021814-4197	0.2353	76.2	0.2086	2.36	0.958	1.88
4021815-4197	0.2353	76.2	0.2086	2.36	0.958	1.88
4021816-4197	0.2353	76.2	0.2086	2.36	0.958	1.88
4021817-4197	0.2371 *	76.9 *	0.2123 *	2.36 *	0.959 *	2.00 *

NOTE: An astrisk indicates the test was performed on that roll.

Jane Allen
Quality Control Manager

7-24-00
Date

rtification of Analysis shall not be reproduced except in full, without the written approval of the laboratory.

'rrot International, Inc.

07/24/2000

Poly-Net Testing Results

	Thickness (inches)	MD Tensile (ppi)	Mass per Unit Area (lbs/ft²)	Carbon Content (%)	Density (g/cm³)	Transmissivity (m²/sec x 10⁻³)
4021818-4197	0.2304	74.6	0.2062	2.36	0.959	1.90
4021819-4197	0.2304	74.6	0.2062	2.36	0.959	1.90
4021820-4197	0.2304	74.6	0.2062	2.36	0.959	1.90
4021821-4197	0.2304	74.6	0.2062	2.36	0.959	1.90
4021822-4197	0.2304	74.6	0.2062	2.36	0.959	1.90
4021823-4197	0.2304	74.6	0.2062	2.36	0.959	1.90
4021824-4197	0.2304	74.6	0.2062	2.36	0.959	1.90
4021825-4197	0.2304 *	74.6 *	0.2062 *	2.41 *	0.960 *	1.90 *
4021826-4197	0.2304	74.6	0.2062	2.41	0.960	1.90
4021827-4197	0.2304	74.6	0.2062	2.41	0.960	1.90
4021828-4197	0.2304	74.6	0.2062	2.41	0.960	1.90
4021829-4197	0.2304	74.6	0.2062	2.41	0.960	1.90
4021830-4197	0.2304	74.6	0.2062	2.41	0.960	1.90

NOTE: An astrisk indicates the test was performed on that roll.

Jane Allen
Quality Control Manager

7-24-00
Date

ertification of Analysis shall not be reproduced except in full, without the written approval of the laboratory.

Serrot International, Inc. 320 Innovation Way - Wellford, SC - 29385

Carrot International, Inc.

07/24/2000

Poly-Net Testing Results

	Thickness (inches)	MD Tensile (ppi)	Mass per Unit Area (lbs/ft²)	Carbon Content (%)	Density (g/cm³)	Transmissivity (m²/sec x 10⁻³)
4021831-4197	0.2304	74.6	0.2062	2.41	0.960	1.90
4021832-4197	0.2304	74.6	0.2062	2.41	0.960	1.90
4021833-4197	0.2378 *	75.1 *	0.2129 *	2.49 *	0.960 *	2.01 *
4021834-4197	0.2339	73.4	0.2100	2.36	0.958	1.89
4021835-4197	0.2339	73.4	0.2100	2.36	0.958	1.89
4021836-4197	0.2339	73.4	0.2100	2.36	0.958	1.89
4021837-4197	0.2339	73.4	0.2100	2.36	0.958	1.89
4021838-4197	0.2339	73.4	0.2100	2.36	0.958	1.89
4021839-4197	0.2339	73.4	0.2100	2.36	0.958	1.89
4021840-4197	0.2339	73.4	0.2100	2.36	0.958	1.89
4021841-4197	0.2339 *	73.4 *	0.2100 *	2.36 *	0.958 *	1.89 *
4021842-4197	0.2318	73.4	0.2093	2.36	0.958	1.60
4021843-4197	0.2318	73.4	0.2093	2.36	0.958	1.60
4021844-4197	0.2318	73.4	0.2093	2.36	0.958	1.60
4021845-4197	0.2318	73.4	0.2093	2.36	0.958	1.60
4021846-4197	0.2318	73.4	0.2093	2.36	0.958	1.60
4021847-4197	0.2318	73.4	0.2093	2.36	0.958	1.60
4021848-4197	0.2318	73.4	0.2093	2.36	0.958	1.60
4021849-4197	0.2318 *	75.6 *	0.2093 *	2.54 *	0.961 *	1.60 *
4021850-4197	0.2318	74.9	0.2093	2.39	0.960	1.60
4021851-4197	0.2318	74.9	0.2093	2.39	0.960	1.60
4021852-4197	0.2318	74.9	0.2093	2.39	0.960	1.60
4021853-4197	0.2318	74.9	0.2093	2.39	0.960	1.60
4021854-4197	0.2318	74.9	0.2093	2.39	0.960	1.60
4021855-4197	0.2318	74.9	0.2093	2.39	0.960	1.60
4021856-4197	0.2318	74.9	0.2093	2.39	0.960	1.60

NOTE: An astrisk indicates the test was performed on that roll.

Jane Allen
Quality Control Manager

7-24-00
Date

ertification of Analysis shall not be reproduced except in full, without the written approval of the laboratory.
nternational, Inc. 320 Innovation Way - Wellford, SC - 29385

Carrot International, Inc.

07/24/2000

Poly-Net Testing Results

	Thickness (inches)	MD Tensile (ppi)	Mass per Unit Area (lbs/ft²)	Carbon Content (%)	Density (g/cm³)	Transmissivity (m²/sec x 10⁻³)
4021857-4197	0.2336 *	74.9 *	0.2114 *	2.39 *	0.960 *	1.61 *
4021858-4197	0.2336	74.4	0.2101	2.39	0.960	1.61
4021859-4197	0.2336	74.4	0.2101	2.39	0.960	1.61
4021860-4197	0.2336	74.4	0.2101	2.39	0.960	1.61
4021861-4197	0.2336	74.4	0.2101	2.39	0.960	1.61
4021862-4197	0.2336	74.4	0.2101	2.39	0.960	1.61
4021863-4197	0.2336	74.4	0.2101	2.39	0.960	1.61
4021864-4197	0.2336	74.4	0.2101	2.39	0.960	1.61
4021865-4197	0.2373 *	74.4 *	0.2101 *	2.51 *	0.961 *	1.84 *
4021866-4197	0.2314	68.8	0.2061	2.51	0.958	1.84
4021867-4197	0.2314	68.8	0.2061	2.51	0.958	1.84
4021868-4197	0.2314	68.8	0.2061	2.51	0.958	1.84
4021869-4197	0.2314	68.8	0.2061	2.51	0.958	1.84
4021870-4197	0.2314	68.8	0.2061	2.51	0.958	1.84
4021871-4197	0.2314	68.8	0.2061	2.51	0.958	1.84
4021872-4197	0.2314	68.8	0.2061	2.51	0.958	1.84
4021873-4197	0.2314 *	68.8 *	0.2061 *	2.60 *	0.958 *	1.85 *
4021874-4197	0.2314	68.8	0.2061	2.60	0.958	1.78
4021875-4197	0.2314	68.8	0.2061	2.60	0.958	1.78
4021876-4197	0.2314	68.8	0.2061	2.60	0.958	1.78
4021877-4197	0.2314	68.8	0.2061	2.60	0.958	1.78
4021878-4197	0.2314	68.8	0.2061	2.60	0.958	1.78
4021879-4197	0.2314	68.8	0.2061	2.60	0.958	1.78
4021880-4197	0.2314	68.8	0.2061	2.60	0.958	1.78
4021881-4197	0.2355 *	72.4 *	0.2063 *	2.66 *	0.962 *	1.78 *

NOTE: An astrisk indicates the test was performed on that roll.

Jane Allen
Quality Control Manager

7-24-00
Date

rtification of Analysis shall not be reproduced except in full, without the written approval of the laboratory.

ernational, Inc. 320 Innovation Way - Wellford, SC - 29385

Carrot International, Inc.

07/24/2000

Poly-Net Testing Results

	Thickness (inches)	MD Tensile (ppi)	Mass per Unit Area (lbs/ft²)	Carbon Content (%)	Density (g/cm³)	Transmissivity (m²/sec x 10⁻³)
4021882-4197	0.2312	72.4	0.2063	2.40	0.960	1.62
4021883-4197	0.2312	72.4	0.2063	2.40	0.960	1.62
4021884-4197	0.2312	72.4	0.2063	2.40	0.960	1.62
4021885-4197	0.2312	72.4	0.2063	2.40	0.960	1.62
4021886-4197	0.2312	72.4	0.2063	2.40	0.960	1.62
4021887-4197	0.2312	72.4	0.2063	2.40	0.960	1.62
4021888-4197	0.2312	72.4	0.2063	2.40	0.960	1.62
4021889-4197	0.2312 *	73.9 *	0.2068 *	2.40 *	0.960 *	1.62 *
4021890-4197	0.2353	73.9	0.2068	2.40	0.960	1.62
4021891-4197	0.2353	73.9	0.2068	2.40	0.960	1.62
4021892-4197	0.2353	73.9	0.2068	2.40	0.960	1.62
4021893-4197	0.2353	73.9	0.2068	2.40	0.960	1.62
4021894-4197	0.2353	73.9	0.2068	2.40	0.960	1.62
4021895-4197	0.2353	73.9	0.2068	2.40	0.960	1.62
4021896-4197	0.2353	73.9	0.2068	2.40	0.960	1.62
4021897-4197	0.2353	73.9	0.2068	2.40	0.960	1.62
4021898-4197	0.2353 *	77.6 *	0.2097 *	2.70 *	0.963 *	1.83 *
4021899-4197	0.2370	77.6	0.2097	2.70	0.962	1.71
4021900-4197	0.2370	77.6	0.2097	2.70	0.962	1.71
4021901-4197	0.2370	77.6	0.2097	2.70	0.962	1.71
4021902-4197	0.2370	77.6	0.2097	2.70	0.962	1.71
4021903-4197	0.2370	77.6	0.2097	2.70	0.962	1.71
4021904-4197	0.2370	77.6	0.2097	2.70	0.962	1.71
4021905-4197	0.2370	77.6	0.2097	2.70	0.962	1.71
4021906-4197	0.2370 *	82.0 *	0.2116 *	2.82 *	0.962 *	1.71 *
4021907-4197	0.2286	73.4	0.2064	2.48	0.962	1.71

NOTE: An astrisk indicates the test was performed on that roll.

Jane Allen
Quality Control Manager

7-24-00
Date

rtification of Analysis shall not be reproduced except in full, without the written approval of the laboratory.

Carrot International, Inc.

07/24/2000

Poly-Net Testing Results

	Thickness (inches)	MD Tensile (ppi)	Mass per Unit Area (lbs/ft²)	Carbon Content (%)	Density (g/cm³)	Transmissivity (m²/sec x 10⁻³)
4021908-4197	0.2286	73.4	0.2064	2.48	0.962	1.71
4021909-4197	0.2286	73.4	0.2064	2.48	0.962	1.71
4021910-4197	0.2286	73.4	0.2064	2.48	0.962	1.71
4021911-4197	0.2286	73.4	0.2064	2.48	0.962	1.71
4021912-4197	0.2286	73.4	0.2064	2.48	0.962	1.71
4021913-4197	0.2286	73.4	0.2064	2.48	0.962	1.71
4021914-4197	0.2286 *	73.4 *	0.2064 *	2.48 *	0.962 *	1.76 *
4021915-4197	0.2266	73.4	0.2064	2.48	0.962	1.76
4021916-4197	0.2266	73.4	0.2064	2.48	0.962	1.76
4021917-4197	0.2266	73.4	0.2064	2.48	0.962	1.76
4021918-4197	0.2266	73.4	0.2064	2.48	0.962	1.76
4021919-4197	0.2266	73.4	0.2064	2.48	0.962	1.76
4021920-4197	0.2266	73.4	0.2064	2.48	0.962	1.76
4021921-4197	0.2366	73.4	0.2064	2.48	0.962	1.76
4021922-4197	0.2366 *	74.6 *	0.2107 *	2.49 *	0.962 *	1.90 *
4021923-4197	0.2302	74.6	0.2064	2.47	0.962	1.69
4021924-4197	0.2302	74.6	0.2064	2.47	0.962	1.69
4021925-4197	0.2302	74.6	0.2064	2.47	0.962	1.69
4021926-4197	0.2302	74.6	0.2064	2.47	0.962	1.69
4021927-4197	0.2302	74.6	0.2064	2.47	0.962	1.69
4021928-4197	0.2302	74.6	0.2064	2.47	0.962	1.69
4021929-4197	0.2302	74.6	0.2064	2.47	0.962	1.69
4021930-4197	0.2302 *	77.1 *	0.2064 *	2.47 *	0.962 *	1.69 *
4021931-4197	0.2281	72.3	0.2064	2.47	0.962	1.69
4021932-4197	0.2281	72.3	0.2064	2.47	0.962	1.69

NOTE: An astrisk indicates the test was performed on that roll.

Jane Allen
Quality Control Manager

7-24-00
Date

rtification of Analysis shall not be reproduced except in full, without the written approval of the laboratory.

Propex International, Inc.

07/24/2000

Poly-Net Testing Results

	Thickness (inches)	MD Tensile (ppi)	Mass per Unit Area (lbs/ft²)	Carbon Content (%)	Density (g/cm³)	Transmissivity (m²/sec x 10-³)
4021933-4197	0.2281	72.3	0.2064	2.47	0.962	1.69
4021934-4197	0.2281	72.3	0.2064	2.47	0.962	1.69
4021935-4197	0.2281 *	72.3 *	0.2079 *	2.72 *	0.962 *	1.80 *

NOTE: An astrisk indicates the test was performed on that roll.

Jane Allen
Quality Control Manager

7-24-00
Date

ertification of Analysis shall not be reproduced except in full, without the written approval of the laboratory.

07/24/00

Poly-Net™ Certificate of Analysis

Customer: RB Baker Construction

Number of Rolls Shipped: 231

Project Name: WMI/Trail Ridge, LF

Material Code: SH3NNT150STBBP

Project Number: 5135

Bill of Lading: To be shipped

We hereby certify that the polyethylene geonet for the above mentioned shipment meets or exceeds Serrot International's specifications, below. Testing, except transmissivity, was performed at least every 40,000 ft. Transmissivity was performed at least once per shift.

Thickness was measured according to ASTM D 5199. Tensiles were determined according to ASTM D 5035, SII modified. Mass per unit area was determined according to ASTM D 5261. Carbon black content was determined according to ASTM 4218. Density was determined according to ASTM D 1505. Transmissivity was determined according to ASTM D 4716, SII modified. Transmissivity is measured in the machine direction between two steel plates one hour after application of the confining pressure. The standard transmissivity testing parameters for Poly-Net ™ are: PN2000 – 2,000 psf/1.0 gradient, PN3000 – 15,000 psf/1.0 gradient, PN3000CN – 4,000 psf/1.0 gradient, and PN5000 – 15,000 psf/1.0 gradient.

GEONET SPECIFICATIONS

	PN-2000	PN-3000	PN-3000CN	PN-5000
Thickness (inches)	0.160	0.200	0.200	0.250
Mass Per Unit Area (lbs/ft^3)	0.100	0.162	0.140	0.200
Tensile Strength (ppi)	30	45	32	50
Density (g/cm^3)	0.940	0.940	0.940	0.940
Carbon Black Content (%)	2.0	2.0	2.0	2.0
Transmissivity ($m^3/sec \times 10^{-3}$)	1.0	1.0	1.0	2.0 (1.5*)
Confining Pressure (psf)	2,000	15,000	4,000	15,000

* Some selected HDPE geomembrane sheet resins will achieve lower transmissivity values due to lower modulus. Specifying t he same resin as used in the sheet on a project may limit the PN-5000 to the 1.5 x 10.

A database listing of Mass Per Unit Area, Thickness, Tensile Properties, Density, Carbon Black Content and Transmissivity follows:

Note: Virgin Poly-Net is 100% virgin and contains no reworked plastic.

Serrot International

Jane Allen

Jane Allen
Quality Control Manager

8-03-00
Date

This certification of Analysis shall not be reproduced except in full, without the written approval of the laboratory.
Serrot International, Inc. 320 Innovation Way – Wellford, SC - 29385

Serrot International, Inc.

08/02/2000

Poly-Net Testing Results

	Thickness (inches)	MD Tensile (ppi)	Mass per Unit Area (lbs/ft²)	Carbon Content (%)	Density (g/cm³)	Transmissivity (m²/sec x 10-³)
4022532-4204	0.2094 *	62.9 *	0.1663 *	2.56 *	0.962 *	1.36 *
4022533-4204	0.2203	62.9	0.1663	2.48	0.961	1.36
4022534-4204	0.2203	62.9	0.1663	2.48	0.961	1.36
4022535-4204	0.2203	62.9	0.1663	2.48	0.961	1.36
4022536-4204	0.2203	62.9	0.1663	2.48	0.961	1.36
4022537-4204	0.2203	62.9	0.1663	2.48	0.961	1.36
4022538-4204	0.2203	62.9	0.1663	2.48	0.961	1.36
4022539-4204	0.2203	62.9	0.1663	2.48	0.961	1.36
4022540-4204	0.2203 *	65.8 *	0.1758 *	2.48 *	0.961 *	1.36
4022541-4204	0.2167	64.5	0.1733	2.48	0.961	1.36
4022542-4204	0.2167	64.5	0.1733	2.48	0.961	1.36
4022543-4204	0.2167	64.5	0.1733	2.48	0.961	1.36
4022544-4204	0.2167	64.5	0.1733	2.48	0.961	1.36
4022545-4204	0.2167	64.5	0.1733	2.48	0.961	1.36
4022546-4204	0.2167	64.5	0.1733	2.48	0.961	1.36
4022547-4204	0.2167	64.5	0.1733	2.48	0.961	1.36
4022548-4204	0.2167 *	64.5 *	0.1733 *	2.61 *	0.961 *	1.36
4022549-4204	0.2123	63.3	0.1688	2.52	0.961	1.36
4022550-4204	0.2123	63.3	0.1688	2.52	0.961	1.36
4022551-4204	0.2123	63.3	0.1688	2.52	0.961	1.36
4022552-4204	0.2123	63.3	0.1688	2.52	0.961	1.36
4022553-4204	0.2123	63.3	0.1688	2.52	0.961	1.36
4022554-4204	0.2123	63.3	0.1688	2.52	0.961	1.36
4022555-4204	0.2123	63.3	0.1688	2.52	0.961	1.36
4022556-4204	0.2123 *	63.3 *	0.1688 *	2.52 *	0.961 *	1.65 *
4022557-4204	0.2123	63.3	0.1688	2.52	0.958	1.61

NOTE: An astrisk indicates the test was performed on that roll.

Jane Allen

Jane Allen
Quality Control Manager

8-02-00

Date

...rtification of Analysis shall not be reproduced except in full, without the written approval of the laboratory.

Carrot International, Inc.

08/02/2000

Poly-Net Testing Results

	Thickness (inches)	MD Tensile (ppi)	Mass per Unit Area (lbs/ft²)	Carbon Content (%)	Density (g/cm³)	Transmissivity (m²/sec x 10-³)
4022558-4204	0.2123	63.3	0.1688	2.52	0.958	1.61
4022559-4204	0.2123	63.3	0.1688	2.52	0.958	1.61
4022560-4204	0.2123	63.3	0.1688	2.52	0.958	1.61
4022561-4204	0.2123	63.3	0.1688	2.52	0.958	1.61
4022562-4204	0.2123	63.3	0.1688	2.52	0.958	1.61
4022563-4204	0.2123	63.3	0.1688	2.52	0.958	1.61
4022564-4204	0.2144 *	66.5 *	0.1722 *	2.68 *	0.958 *	1.61
4022565-4204	0.2118	60.8	0.1711	2.42	0.958	1.61
4022566-4204	0.2118	60.8	0.1711	2.42	0.958	1.61
4022567-4204	0.2118	60.8	0.1711	2.42	0.958	1.61
4022568-4204	0.2118	60.8	0.1711	2.42	0.958	1.61
4022569-4204	0.2118	60.8	0.1711	2.42	0.958	1.61
4022570-4204	0.2118	60.8	0.1711	2.42	0.958	1.61
022571-4204	0.2118	60.8	0.1711	2.42	0.958	1.61
022572-4204	0.2118 *	60.8 *	0.1711 *	2.42 *	0.961 *	1.61
4022573-4204	0.2118	60.8	0.1711	2.42	0.961	1.61
4022574-4204	0.2118	60.8	0.1711	2.42	0.961	1.61
4022575-4204	0.2118	60.8	0.1711	2.42	0.961	1.61
4022576-4204	0.2118	60.8	0.1711	2.42	0.961	1.61
4022577-4204	0.2118	60.8	0.1711	2.42	0.961	1.61
4022578-4204	0.2118	60.8	0.1711	2.42	0.961	1.61
4022579-4204	0.2118	60.8	0.1711	2.42	0.961	1.61
4022580-4204	0.2161 *	63.9 *	0.1749 *	2.71 *	0.961 *	1.61 *
4022581-4204	0.2159	63.6	0.1749	2.60	0.961	1.50
4022582-4204	0.2159	63.6	0.1749	2.60	0.961	1.50

NOTE: An astrisk indicates the test was performed on that roll.

Jane Allen
Quality Control Manager

8-02-00
Date

tification of Analysis shall not be reproduced except in full, without the written approval of the laboratory.

Serrot International, Inc.

08/02/2000

Poly-Net Testing Results

	Thickness (inches)	MD Tensile (ppi)	Mass per Unit Area (lbs/ft²)	Carbon Content (%)	Density (g/cm³)	Transmissivity (m²/sec x 10⁻³)
4022583-4204	0.2159	63.6	0.1749	2.60	0.961	1.50
4022584-4204	0.2159	63.6	0.1749	2.60	0.961	1.50
4022585-4204	0.2159	63.6	0.1749	2.60	0.961	1.50
4022586-4204	0.2159	63.6	0.1749	2.60	0.961	1.50
4022587-4204	0.2159	63.6	0.1749	2.60	0.961	1.50
4022588-4204	0.2159 *	63.6 *	0.1749 *	2.60 *	0.961 *	1.50
4022589-4204	0.2148	63.6	0.1749	2.60	0.961	1.50
4022590-4204	0.2148	63.6	0.1749	2.60	0.961	1.50
4022591-4204	0.2148	63.6	0.1749	2.60	0.961	1.50
4022592-4204	0.2148	63.6	0.1749	2.60	0.961	1.50
4022593-4204	0.2148	63.6	0.1749	2.60	0.961	1.50
4022594-4204	0.2148	63.6	0.1749	2.60	0.961	1.50
4022595-4204	0.2148	63.6	0.1749	2.60	0.961	1.50
4022596-4204	0.2148 *	64.0 *	0.1756 *	2.61 *	0.961 *	1.50
4022597-4204	0.2148	64.0	0.1756	2.42	0.961	1.50
4022598-4204	0.2148	64.0	0.1756	2.42	0.961	1.50
4022599-4204	0.2148	64.0	0.1756	2.42	0.961	1.50
4022600-4204	0.2148	64.0	0.1756	2.42	0.961	1.50
4022601-4204	0.2148	64.0	0.1756	2.42	0.961	1.50
4022602-4204	0.2148	64.0	0.1756	2.42	0.961	1.50
4022603-4204	0.2148	64.0	0.1756	2.42	0.961	1.50
4022604-4204	0.2174 *	64.7 *	0.1765 *	2.42 *	0.961 *	1.50 *
4022605-4204	0.2126	64.7	0.1746	2.42	0.961	1.25
4022606-4204	0.2126	64.7	0.1746	2.42	0.961	1.25
4022607-4204	0.2126	64.7	0.1746	2.42	0.961	1.25
4022608-4204	0.2126	64.7	0.1746	2.42	0.961	1.25

NOTE: An astrisk indicates the test was performed on that roll.

Jane Allen
Quality Control Manager

8-02-00
Date

rtification of Analysis shall not be reproduced except in full, without the written approval of the laboratory.

Carrot International, Inc.

08/02/2000

Poly-Net Testing Results

	Thickness (inches)	MD Tensile (ppi)	Mass per Unit Area (lbs/ft²)	Carbon Content (%)	Density (g/cm³)	Transmissivity (m²/sec x 10⁻³)
4022609-4204	0.2126	64.7	0.1746	2.42	0.961	1.25
4022610-4204	0.2126	64.7	0.1746	2.42	0.961	1.25
4022611-4204	0.2126	64.7	0.1746	2.42	0.961	1.25
4022612-4204	0.2126 *	64.7 *	0.1746 *	2.59 *	0.962 *	1.25
4022613-4204	0.2126	62.2	0.1745	2.59	0.962	1.25
4022614-4204	0.2126	62.2	0.1745	2.59	0.962	1.25
4022615-4204	0.2126	62.2	0.1745	2.59	0.962	1.25
4022616-4204	0.2126	62.2	0.1745	2.59	0.962	1.25
4022617-4204	0.2126	62.2	0.1745	2.59	0.962	1.25
4022618-4204	0.2126	62.2	0.1745	2.59	0.962	1.25
4022619-4204	0.2126	62.2	0.1745	2.59	0.962	1.25
4022620-4204	0.2156 *	62.2 *	0.1745 *	2.76 *	0.964 *	1.25
4022621-4204	0.2156	62.2	0.1745	2.58	0.962	1.25
4022622-4204	0.2156	62.2	0.1745	2.58	0.962	1.25
4022623-4204	0.2156	62.2	0.1745	2.58	0.962	1.25
4022624-4204	0.2156	62.2	0.1745	2.58	0.962	1.25
4022625-4204	0.2156	62.2	0.1745	2.58	0.962	1.25
4022626-4204	0.2156	62.2	0.1745	2.58	0.962	1.25
4022627-4204	0.2156	62.2	0.1745	2.58	0.962	1.25
4022628-4204	0.2177 *	67.1 *	0.1748 *	2.58 *	0.962 *	1.25 *
4022629-4204	0.2130	62.7	0.1739	2.58	0.962	1.25
4022630-4204	0.2130	62.7	0.1739	2.58	0.962	1.25
4022631-4204	0.2130	62.7	0.1739	2.58	0.962	1.25
4022632-4204	0.2130	62.7	0.1739	2.58	0.962	1.25
4022633-4204	0.2130	62.7	0.1739	2.58	0.962	1.25

NOTE: An astrisk indicates the test was performed on that roll.

Jane Allen
Quality Control Manager

8-02-00
Date

tification of Analysis shall not be reproduced except in full, without the written approval of the laboratory.

Ser ternational, Inc. 320 Innovation Way - Wellford, SC - 29385

Propex International, Inc.

08/02/2000

Poly-Net Testing Results

	Thickness (inches)	MD Tensile (ppi)	Mass per Unit Area (lbs/ft²)	Carbon Content (%)	Density (g/cm³)	Transmissivity (m²/sec x 10⁻³)
4022634-4204	0.2130	62.7	0.1739	2.58	0.962	1.25
4022635-4204	0.2130	62.7	0.1739	2.58	0.962	1.25
4022636-4204	0.2130 *	62.7 *	0.1739 *	2.65 *	0.963 *	1.25
4022637-4204	0.2119	59.8	0.1702	2.65	0.963	1.25
4022638-4204	0.2119	59.8	0.1702	2.65	0.963	1.25
4022639-4204	0.2119	59.8	0.1702	2.65	0.963	1.25
4022640-4204	0.2119	59.8	0.1702	2.65	0.963	1.25
4022641-4204	0.2119	59.8	0.1702	2.65	0.963	1.25
4022642-4204	0.2119	59.8	0.1702	2.65	0.963	1.25
4022643-4204	0.2119	59.8	0.1702	2.65	0.963	1.25
4022644-4204	0.2119 *	59.8 *	0.1702 *	2.66 *	0.963 *	1.25
4022645-4204	0.2119	59.8	0.1702	2.66	0.962	1.25
4022646-4204	0.2119	59.8	0.1702	2.66	0.962	1.25
4022647-4204	0.2119	59.8	0.1702	2.66	0.962	1.25
4022648-4204	0.2119	59.8	0.1702	2.66	0.962	1.25
4022649-4204	0.2119	59.8	0.1702	2.66	0.962	1.25
4022650-4204	0.2119	59.8	0.1702	2.66	0.962	1.25
4022651-4204	0.2119	59.8	0.1702	2.66	0.962	1.25
4022652-4204	0.2151 *	62.4 *	0.1745 *	2.79 *	0.962 *	1.37 *
4022653-4204	0.2151	62.4	0.1741	2.56	0.961	1.37
4022654-4204	0.2151	62.4	0.1741	2.56	0.961	1.37
4022655-4204	0.2151	62.4	0.1741	2.56	0.961	1.37
4022656-4204	0.2151	62.4	0.1741	2.56	0.961	1.37
4022657-4204	0.2151	62.4	0.1741	2.56	0.961	1.37
4022658-4204	0.2151	62.4	0.1741	2.56	0.961	1.37
4022659-4204	0.2151	62.4	0.1741	2.56	0.961	1.37

NOTE: An astrisk indicates the test was performed on that roll.

Jane Allen
Quality Control Manager

8-02-00
Date

rtification of Analysis shall not be reproduced except in full, without the written approval of the laboratory.

Carrot International, Inc.

08/02/2000

Poly-Net Testing Results

	Thickness (inches)	MD Tensile (ppi)	Mass per Unit Area (lbs/ft²)	Carbon Content (%)	Density (g/cm³)	Transmissivity (m²/sec x 10⁻³)
4022660-4204	0.2171 *	64.8 *	0.1741 *	2.56 *	0.961 *	1.37
4022661-4204	0.2144	64.8	0.1741	2.56	0.960	1.37
4022662-4204	0.2144	64.8	0.1741	2.56	0.960	1.37
4022663-4204	0.2144	64.8	0.1741	2.56	0.960	1.37
4022664-4204	0.2144	64.8	0.1741	2.56	0.960	1.37
4022665-4204	0.2144	64.8	0.1741	2.56	0.960	1.37
4022666-4204	0.2144	64.8	0.1741	2.56	0.960	1.37
4022667-4204	0.2144	64.8	0.1741	2.56	0.960	1.37
4022668-4204	0.2144 *	65.2 *	0.1761 *	2.63 *	0.960 *	1.37
4022669-4204	0.2134	63.5	0.1716	2.60	0.960	1.37
4022670-4204	0.2134	63.5	0.1716	2.60	0.960	1.37
4022671-4204	0.2134	63.5	0.1716	2.60	0.960	1.37
4022672-4204	0.2134	63.5	0.1716	2.60	0.960	1.37
4022673-4204	0.2134	63.5	0.1716	2.60	0.960	1.37
4022674-4204	0.2134	63.5	0.1716	2.60	0.960	1.37
4022675-4204	0.2134	63.5	0.1716	2.60	0.960	1.37
4022676-4204	0.2134 *	63.5 *	0.1716 *	2.60 *	0.962 *	1.44 *
4022677-4204	0.2134	61.6	0.1716	2.60	0.962	1.38
4022678-4204	0.2134	61.6	0.1716	2.60	0.962	1.38
4022679-4204	0.2134	61.6	0.1716	2.60	0.962	1.38
4022680-4204	0.2134	61.6	0.1716	2.60	0.962	1.38
4022681-4204	0.2134	61.6	0.1716	2.60	0.962	1.38
4022682-4204	0.2134	61.6	0.1716	2.60	0.962	1.38
4022683-4204	0.2134	61.6	0.1716	2.60	0.962	1.38
4022684-4204	0.2143 *	61.6 *	0.1741 *	2.67 *	0.962 *	1.38

NOTE: An astrisk indicates the test was performed on that roll.

Jane Allen
Quality Control Manager

8-02-00
Date

rtification of Analysis shall not be reproduced except in full, without the written approval of the laboratory.

Carrot International, Inc.

08/02/2000

Poly-Net Testing Results

	Thickness (inches)	MD Tensile (ppi)	Mass per Unit Area (lbs/ft²)	Carbon Content (%)	Density (g/cm³)	Transmissivity (m²/sec x 10⁻³)
4022685-4204	0.2143	61.6	0.1741	2.56	0.961	1.38
4022686-4204	0.2143	61.6	0.1741	2.56	0.961	1.38
4022687-4204	0.2143	61.6	0.1741	2.56	0.961	1.38
4022688-4204	0.2143	61.6	0.1741	2.56	0.961	1.38
4022689-4204	0.2143	61.6	0.1741	2.56	0.961	1.38
4022690-4204	0.2143	61.6	0.1741	2.56	0.961	1.38
4022691-4204	0.2143	61.6	0.1741	2.56	0.961	1.38
4022692-4204	0.2146 *	63.4 *	0.1754 *	2.56 *	0.961 *	1.38
4022693-4204	0.2136	63.4	0.1730	2.50	0.961	1.38
4022694-4204	0.2136	63.4	0.1730	2.50	0.961	1.38
4022695-4204	0.2136	63.4	0.1730	2.50	0.961	1.38
4022696-4204	0.2136	63.4	0.1730	2.50	0.961	1.38
4022697-4204	0.2136	63.4	0.1730	2.50	0.961	1.38
022698-4204	0.2136	63.4	0.1730	2.50	0.961	1.38
4022699-4204	0.2136	63.4	0.1730	2.50	0.961	1.38
4022700-4204	0.2136 *	65.9 *	0.1730 *	2.50 *	0.961 *	1.38 *
4022701-4204	0.2136	64.5	0.1730	2.50	0.961	1.12
4022702-4204	0.2136	64.5	0.1730	2.50	0.961	1.12
4022703-4204	0.2136	64.5	0.1730	2.50	0.961	1.12
4022704-4204	0.2136	64.5	0.1730	2.50	0.961	1.12
4022705-4204	0.2136	64.5	0.1730	2.50	0.961	1.12
4022707-4204	0.2136	64.5	0.1730	2.50	0.961	1.12
4022708-4204	0.2187 *	64.5 *	0.1734 *	2.65 *	0.962 *	1.12
4022709-4204	0.2120	64.5	0.1705	2.54	0.961	1.12
4022710-4204	0.2120	64.5	0.1705	2.54	0.961	1.12
4022711-4204	0.2120	64.5	0.1705	2.54	0.961	1.12

NOTE: An astrisk indicates the test was performed on that roll.

Jane Allen
Quality Control Manager

8-02-00
Date

tification of Analysis shall not be reproduced except in full, without the written approval of the laboratory.

Carrot International, Inc.

08/02/2000

Poly-Net Testing Results

	Thickness (inches)	MD Tensile (ppi)	Mass per Unit Area (lbs/ft²)	Carbon Content (%)	Density (g/cm³)	Transmissivity (m²/sec x 10-³)
4022712-4204	0.2120	64.5	0.1705	2.54	0.961	1.12
4022713-4204	0.2120	64.5	0.1705	2.54	0.961	1.12
4022714-4204	0.2120	64.5	0.1705	2.54	0.961	1.12
4022715-4204	0.2120	64.5	0.1705	2.54	0.961	1.12
4022716-4204	0.2120 *	65.5 *	0.1705 *	2.54 *	0.961 *	1.12
4022717-4204	0.2120	63.8	0.1705	2.54	0.961	1.12
4022718-4204	0.2120	63.8	0.1705	2.54	0.961	1.12
4022719-4204	0.2120	63.8	0.1705	2.54	0.961	1.12
4022720-4204	0.2120	63.8	0.1705	2.54	0.961	1.12
4022721-4204	0.2120	63.8	0.1705	2.54	0.961	1.12
4022722-4204	0.2120	63.8	0.1705	2.54	0.961	1.12
4022723-4204	0.2120	63.8	0.1705	2.54	0.961	1.12
4022724-4204	0.2200 *	63.8 *	0.1740 *	2.59 *	0.961 *	1.12 *
4022725-4204	0.2118	62.9	0.1710	2.59	0.960	1.12
4022726-4204	0.2118	62.9	0.1710	2.59	0.960	1.12
4022727-4204	0.2118	62.9	0.1710	2.59	0.960	1.12
4022728-4204	0.2118	62.9	0.1710	2.59	0.960	1.12
4022729-4204	0.2118	62.9	0.1710	2.59	0.960	1.12
4022730-4204	0.2118	62.9	0.1710	2.59	0.960	1.12
4022731-4204	0.2118	62.9	0.1710	2.59	0.960	1.12
4022732-4204	0.2118 *	62.9 *	0.1710 *	2.62 *	0.960 *	1.12
4022733-4204	0.2118	62.9	0.1710	2.32	0.960	1.12
4022734-4204	0.2118	62.9	0.1710	2.32	0.960	1.12
4022735-4204	0.2118	62.9	0.1710	2.32	0.960	1.12
4022736-4204	0.2118	62.9	0.1710	2.32	0.960	1.12

NOTE: An astrisk indicates the test was performed on that roll.

Jane Allen
Quality Control Manager

8-02-00
Date

rtification of Analysis shall not be reproduced except in full, without the written approval of the laboratory.

Carrot International, Inc.

08/02/2000

Poly-Net Testing Results

	Thickness (inches)	MD Tensile (ppi)	Mass per Unit Area (lbs/ft²)	Carbon Content (%)	Density (g/cm³)	Transmissivity (m²/sec x 10-³)
4022737-4204	0.2118	62.9	0.1710	2.32	0.960	1.12
4022738-4204	0.2118	62.9	0.1710	2.32	0.960	1.12
4022739-4204	0.2118	62.9	0.1710	2.32	0.960	1.12
4022740-4204	0.2179 *	69.1 *	0.1759 *	2.32 *	0.962 *	1.12
4022741-4204	0.2178	62.4	0.1741	2.32	0.962	1.12
4022742-4204	0.2178	62.4	0.1741	2.32	0.962	1.12
4022743-4204	0.2178	62.4	0.1741	2.32	0.962	1.12
4022744-4204	0.2178	62.4	0.1741	2.32	0.962	1.12
4022745-4204	0.2178	62.4	0.1741	2.32	0.962	1.12
4022746-4204	0.2178	62.4	0.1741	2.32	0.962	1.12
4022747-4204	0.2178	62.4	0.1741	2.32	0.962	1.12
4022748-4204	0.2178 *	62.4 *	0.1741 *	2.65 *	0.962 *	1.35 *
4022749-4204	0.2167	62.4	0.1739	2.62	0.962	1.35
4022750-4204	0.2167	62.4	0.1739	2.62	0.962	1.35
4022751-4204	0.2167	62.4	0.1739	2.62	0.962	1.35
4022752-4204	0.2167	62.4	0.1739	2.62	0.962	1.35
4022753-4204	0.2167	62.4	0.1739	2.62	0.962	1.35
4022754-4204	0.2167	62.4	0.1739	2.62	0.962	1.35
4022755-4204	0.2167	62.4	0.1739	2.62	0.962	1.35
4022756-4204	0.2167 *	64.4 *	0.1739 *	2.62 *	0.962 *	1.35
4022757-4204	0.2152	59.9	0.1739	2.59	0.961	1.35
4022758-4204	0.2152	59.9	0.1739	2.59	0.961	1.35
4022759-4204	0.2152	59.9	0.1739	2.59	0.961	1.35
4022760-4204	0.2152	59.9	0.1739	2.59	0.961	1.35
4022761-4204	0.2152	59.9	0.1739	2.59	0.961	1.35
4022762-4204	0.2152	59.9	0.1739	2.59	0.961	1.35

NOTE: An astrisk indicates the test was performed on that roll.

Jane Allen
Quality Control Manager

8-02-00
Date

rtification of Analysis shall not be reproduced except in full, without the written approval of the laboratory.

rrot International, Inc.

08/02/2000

Poly-Net Testing Results

	Thickness (inches)	MD Tensile (ppi)	Mass per Unit Area (lbs/ft²)	Carbon Content (%)	Density (g/cm³)	Transmissivity (m²/sec x 10⁻³)
4022763-4204	0.2152	59.9	0.1739	2.59	0.961	1.35
4022764-4204	0.2152 *	59.9 *	0.1743 *	2.59 *	0.961 *	1.35
4022765-4204	0.2152	58.7	0.1725	2.39	0.958	1.35
4022766-4204	0.2152	58.7	0.1725	2.39	0.958	1.35
4022767-4204	0.2152	58.7	0.1725	2.39	0.958	1.35
4022768-4204	0.2152	58.7	0.1725	2.39	0.958	1.35
4022769-4204	0.2152	58.7	0.1725	2.39	0.958	1.35
4022770-4204	0.2152	58.7	0.1725	2.39	0.958	1.35
4022771-4204	0.2152	58.7	0.1725	2.39	0.958	1.35
4022772-4204	0.2163 *	58.7 *	0.1725 *	2.39 *	0.958 *	1.51 *
4022773-4204	0.2116	58.7	0.1711	2.39	0.958	1.51
4022774-4204	0.2116	58.7	0.1711	2.39	0.958	1.51
4022775-4204	0.2116	58.7	0.1711	2.39	0.958	1.51
4022776-4204	0.2116	58.7	0.1711	2.39	0.958	1.51
4022777-4204	0.2116	58.7	0.1711	2.39	0.958	1.51
4022778-4204	0.2116	58.7	0.1711	2.39	0.958	1.51
4022779-4204	0.2116	58.7	0.1711	2.39	0.958	1.51
4022780-4204	0.2116 *	58.9 *	0.1711 *	2.40 *	0.958 *	1.51
4022781-4204	0.2095	58.9	0.1711	2.40	0.954	1.51
4022782-4204	0.2095	58.9	0.1711	2.40	0.954	1.51
4022783-4204	0.2095	58.9	0.1711	2.40	0.954	1.51
4022784-4204	0.2095	58.9	0.1711	2.40	0.954	1.51
4022785-4211	0.2095	58.9	0.1711	2.40	0.954	1.51
4022786-4211	0.2095	58.9	0.1711	2.40	0.954	1.51
4022787-4211	0.2095	58.9	0.1711	2.40	0.954	1.51

NOTE: An astrisk indicates the test was performed on that roll.

Jane Allen
Quality Control Manager

8-02-00
Date

rtification of Analysis shall not be reproduced except in full, without the written approval of the laboratory.
Se. ernational, Inc. 320 Innovation Way - Wellford, SC - 29385

Carrot International, Inc.

08/02/2000

Poly-Net Testing Results

	Thickness (inches)	MD Tensile (ppi)	Mass per Unit Area (lbs/ft²)	Carbon Content (%)	Density (g/cm³)	Transmissivity (m²/sec x 10⁻³)
4022788-4211	0.2095 *	68.5 *	0.1734 *	2.59 *	0.954 *	1.51
4022789-4211	0.2095	63.6	0.1732	2.59	0.954	1.51
4022790-4211	0.2095	63.6	0.1732	2.59	0.954	1.51
4022791-4211	0.2095	63.6	0.1732	2.59	0.954	1.51
4022792-4211	0.2095	63.6	0.1732	2.59	0.954	1.51
4022793-4211	0.2095	63.6	0.1732	2.59	0.954	1.51
4022794-4211	0.2095	63.6	0.1732	2.59	0.954	1.51
4022795-4211	0.2095	63.6	0.1732	2.59	0.954	1.51
4022796-4211	0.2120 *	63.6 *	0.1732 *	2.64 *	0.958 *	1.74 *
4022797-4211	0.2120	62.8	0.1732	2.59	0.958	1.44
4022798-4211	0.2120	62.8	0.1732	2.59	0.958	1.44
4022799-4211	0.2120	62.8	0.1732	2.59	0.958	1.44
4022800-4211	0.2120	62.8	0.1732	2.59	0.958	1.44
022801-4211	0.2120	62.8	0.1732	2.59	0.958	1.44
4022802-4211	0.2120	62.8	0.1732	2.59	0.958	1.44
4022803-4211	0.2120	62.8	0.1732	2.59	0.958	1.44
4022804-4211	0.2158 *	62.8 *	0.1740 *	2.59 *	0.958 *	1.44
4022805-4211	0.2158	62.8	0.1737	2.59	0.956	1.44
4022806-4211	0.2158	62.8	0.1737	2.59	0.956	1.44
4022807-4211	0.2158	62.8	0.1737	2.59	0.956	1.44
4022808-4211	0.2158	62.8	0.1737	2.59	0.956	1.44
4022809-4211	0.2158	62.8	0.1737	2.59	0.956	1.44
4022810-4211	0.2158	62.8	0.1737	2.59	0.956	1.44
4022811-4211	0.2158	62.8	0.1737	2.59	0.956	1.44
4022812-4211	0.2173 *	64.5 *	0.1737 *	2.60 *	0.956 *	1.44
4022813-4211	0.2156	63.3	0.1722	2.60	0.956	1.44

NOTE: An astrisk indicates the test was performed on that roll.

Jane Allen

Jane Allen
Quality Control Manager

8-02-00

Date

rtification of Analysis shall not be reproduced except in full, without the written approval of the laboratory.

Carrot International, Inc.

08/02/2000

Poly-Net Testing Results

	Thickness (inches)	MD Tensile (ppi)	Mass per Unit Area (lbs/ft²)	Carbon Content (%)	Density (g/cm³)	Transmissivity (m²/sec x 10⁻³)
4022814-4211	0.2156	63.3	0.1722	2.60	0.956	1.44
4022815-4211	0.2156	63.3	0.1722	2.60	0.956	1.44
4022816-4211	0.2156	63.3	0.1722	2.60	0.956	1.44
4022817-4211	0.2156	63.3	0.1722	2.60	0.956	1.44
4022818-4211	0.2156	63.3	0.1722	2.60	0.956	1.44
4022819-4211	0.2156	63.3	0.1722	2.60	0.956	1.44
4022820-4211	0.2156 *	63.3 *	0.1722 *	2.79 *	0.961 *	1.44 *
4022821-4211	0.2152	62.9	0.1722	2.55	0.961	1.44
4022822-4211	0.2152	62.9	0.1722	2.55	0.961	1.44
4022823-4211	0.2152	62.9	0.1722	2.55	0.961	1.44
4022824-4211	0.2152	62.9	0.1722	2.55	0.961	1.44
4022825-4211	0.2152	62.9	0.1722	2.55	0.961	1.44
4022826-4211	0.2152	62.9	0.1722	2.55	0.961	1.44
4022827-4211	0.2152	62.9	0.1722	2.55	0.961	1.44
4022828-4211	0.2152 *	62.9 *	0.1737 *	2.55 *	0.961 *	1.44
4022829-4211	0.2152	62.4	0.1737	2.55	0.961	1.44
4022830-4211	0.2152	62.4	0.1737	2.55	0.961	1.44
4022831-4211	0.2152	62.4	0.1737	2.55	0.961	1.44
4022832-4211	0.2152	62.4	0.1737	2.55	0.961	1.44
4022833-4211	0.2152	62.4	0.1737	2.55	0.961	1.44
4022834-4211	0.2152	62.4	0.1737	2.55	0.961	1.44
4022835-4211	0.2152	62.4	0.1737	2.55	0.961	1.44
4022836-4211	0.2157 *	62.4 *	0.1743 *	2.82 *	0.963 *	1.44
4022837-4211	0.2128	58.8	0.1727	2.60	0.963	1.44
4022838-4211	0.2128	58.8	0.1727	2.60	0.963	1.44

NOTE: An astrisk indicates the test was performed on that roll.

Jane Allen
Quality Control Manager

8-02-00
Date

rtification of Analysis shall not be reproduced except in full, without the written approval of the laboratory.

Ser ernational, Inc. 320 Innovation Way - Wellford, SC - 29385

Carrot International, Inc.

08/03/2000

Poly-Net Testing Results

	Thickness (inches)	MD Tensile (ppi)	Mass per Unit Area (lbs/ft^2)	Carbon Content (%)	Density (g/cm^3)	Transmissivity ($m^2/sec \times 10^{-3}$)
4022839-4211	0.2128	58.8	0.1727	2.60	0.963	1.44
4022840-4211	0.2128	58.8	0.1727	2.60	0.963	1.44
4022841-4211	0.2128	58.8	0.1727	2.60	0.963	1.44
4022842-4211	0.2128	58.8	0.1727	2.60	0.963	1.44
4022843-4211	0.2128	58.8	0.1727	2.60	0.963	1.44
4022844-4211	0.2128 *	58.8 *	0.1727 *	2.60 *	0.964 *	1.56 *
4022845-4211	0.2128	58.8	0.1727	2.55	0.959	1.25
4022846-4211	0.2128	58.8	0.1727	2.55	0.959	1.25
4022847-4211	0.2128	58.8	0.1727	2.55	0.959	1.25
4022848-4211	0.2128	58.8	0.1727	2.55	0.959	1.25
4022849-4211	0.2128	58.8	0.1727	2.55	0.959	1.25
4022850-4211	0.2128	58.8	0.1727	2.55	0.959	1.25
4022851-4211	0.2128	58.8	0.1727	2.55	0.959	1.25
4022852-4211	0.2189 *	63.2 *	0.1766 *	2.55 *	0.959 *	1.25 *
4022854-4211	0.2354 *	73.2 *	0.2093 *	2.76 *	0.959 *	1.79 *

NOTE: An astrisk indicates the test was performed on that roll.

Jane Allen
Quality Control Manager

Date

rtification of Analysis shall not be reproduced except in full, without the written approval of the laboratory.

07/24/00

Poly-Net™ Certificate of Analysis

Customer: RB Baker Construction

Number of Rolls Shipped: 95

Project Name: WMI/Trail Ridge, LF

Material Code: SH3NNT150STBBP

Project Number: 5135SP

Bill of Lading: To be shipped

We hereby certify that the polyethylene geonet for the above mentioned shipment meets or exceeds Serrot International's specifications, below. Testing, except transmissivity, was performed at least every 40,000 ft. Transmissivity was performed at least once per shift.

Thickness was measured according to ASTM D 5199. Tensiles were determined according to ASTM D 5035, SII modified. Mass per unit area was determined according to ASTM D 5261. Carbon black content was determined according to ASTM 4218. Density was determined according to ASTM D 1505. Transmissivity was determined according to ASTM D 4716, SII modified. Transmissivity is measured in the machine direction between two steel plates one hour after application of the confining pressure. The standard transmissivity testing parameters for Poly-Net ™ are: PN2000 – 2,000 psf/1.0 gradient, PN3000 – 15,000 psf/1.0 gradient, PN3000CN – 4,000 psf/1.0 gradient, and PN5000 – 15,000 psf/1.0 gradient.

GEONET SPECIFICATIONS

	PN-2000	PN-3000	PN-3000CN	PN-5000
Thickness (inches)	0.160	0.200	0.200	0.250
Mass Per Unit Area (lbs/ft^3)	0.100	0.162	0.140	0.200
Tensile Strength (ppi)	30	45	32	50
Density (g/cm^3)	0.940	0.940	0.940	0.940
Carbon Black Content (%)	2.0	2.0	2.0	2.0
Transmissivity (m^3/sec x 10^{-3})	1.0	1.0	1.0	2.0 (1.5*)
Confining Pressure (psf)	2,000	15,000	4,000	15,000

* Some selected HDPE geomembrane sheet resins will achieve lower transmissivity values due to lower modulus. Specifying t he same resin as used in the sheet on a project may limit the PN-5000 to the 1.5 x 10.

A database listing of Mass Per Unit Area, Thickness, Tensile Properties, Density, Carbon Black Content and Transmissivity follows:

Note: Virgin Poly-Net is 100% virgin and contains no reworked plastic.

Serrot International

Jane Allen

Jane Allen
Quality Control Manager

8-03-00

Date

This certification of Analysis shall not be reproduced except in full, without the written approval of the laboratory.
Serrot International, Inc. 320 Innovation Way – Wellford, SC - 29385

Carrot International, Inc.

08/03/2000

Poly-Net Testing Results

	Thickness (inches)	MD Tensile (ppi)	Mass per Unit Area (lbs/ft²)	Carbon Content (%)	Density (g/cm³)	Transmissivity (m²/sec x 10⁻³)
4022855-4211	0.2354 *	72.3	0.2093	2.63	0.959	1.79
4022856-4211	0.2354	72.3	0.2093	2.63	0.959	1.79
4022857-4211	0.2354	72.3	0.2093	2.63	0.959	1.79
4022858-4211	0.2354	72.3	0.2093	2.63	0.959	1.79
4022859-4211	0.2354	72.3	0.2093	2.63	0.959	1.79
4022860-4211	0.2354	72.3	0.2093	2.63	0.959	1.79
4022861-4211	0.2389 *	72.3 *	0.2117 *	2.63 *	0.962 *	1.79
4022862-4211	0.2311	72.3	0.2073	2.63	0.960	1.79
4022863-4211	0.2311	72.3	0.2073	2.63	0.960	1.79
4022864-4211	0.2311	72.3	0.2073	2.63	0.960	1.79
4022865-4211	0.2311	72.3	0.2073	2.63	0.960	1.79
4022866-4211	0.2311	72.3	0.2073	2.63	0.960	1.79
4022867-4211	0.2311	72.3	0.2073	2.63	0.960	1.79
4022868-4211	0.2311	72.3	0.2073	2.63	0.960	1.79
4022869-4211	0.2311 *	75.4 *	0.2073 *	2.69 *	0.960 *	1.79
4022870-4211	0.2271	72.1	0.2061	2.29	0.960	1.79
4022871-4211	0.2271	72.1	0.2061	2.29	0.960	1.79
4022872-4211	0.2271	72.1	0.2061	2.29	0.960	1.79
4022873-4211	0.2271	72.1	0.2061	2.29	0.960	1.79
4022874-4211	0.2271	72.1	0.2061	2.29	0.960	1.79
4022875-4211	0.2271	72.1	0.2061	2.29	0.960	1.79
4022876-4211	0.2271	72.1	0.2061	2.29	0.960	1.79
4022877-4211	0.2271 *	72.1 *	0.2061 *	2.29 *	0.961 *	1.87 *
4022878-4211	0.2271	69.0	0.2061	2.29	0.961	1.87
4022879-4211	0.2271	69.0	0.2061	2.29	0.961	1.87

NOTE: An astrisk indicates the test was performed on that roll.

Jane Allen
Quality Control Manager

8-03-00
Date

rtification of Analysis shall not be reproduced except in full, without the written approval of the laboratory.

Carrot International, Inc.

08/02/2000

Poly-Net Testing Results

	Thickness (inches)	MD Tensile (ppi)	Mass per Unit Area (lbs/ft²)	Carbon Content (%)	Density (g/cm³)	Transmissivity (m²/sec x 10⁻³)
4022880-4211	0.2271	69.0	0.2061	2.29	0.961	1.87
4022881-4211	0.2271	69.0	0.2061	2.29	0.961	1.87
4022882-4211	0.2271	69.0	0.2061	2.29	0.961	1.87
4022883-4211	0.2271	69.0	0.2061	2.29	0.961	1.87
4022884-4211	0.2271	69.0	0.2061	2.29	0.961	1.87
4022885-4211	0.2339 *	69.0 *	0.2109 *	2.50 *	0.961 *	1.87
4022886-4211	0.2295	69.0	0.2098	2.50	0.961	1.87
4022887-4211	0.2295	69.0	0.2098	2.50	0.961	1.87
4022888-4211	0.2295	69.0	0.2098	2.50	0.961	1.87
4022889-4211	0.2295	69.0	0.2098	2.50	0.961	1.87
4022890-4211	0.2295	69.0	0.2098	2.50	0.961	1.87
4022891-4211	0.2295	69.0	0.2098	2.50	0.961	1.87
4022892-4211	0.2295	69.0	0.2098	2.50	0.961	1.87
4022893-4211	0.2295 *	72.3 *	0.2098 *	2.52 *	0.961 *	1.87
4022894-4211	0.2269	72.3	0.2079	2.45	0.959	1.87
4022895-4211	0.2269	72.3	0.2079	2.45	0.959	1.87
4022896-4211	0.2269	72.3	0.2079	2.45	0.959	1.87
4022897-4211	0.2269	72.3	0.2079	2.45	0.959	1.87
4022898-4211	0.2269	72.3	0.2079	2.45	0.959	1.87
4022899-4211	0.2269	72.3	0.2079	2.45	0.959	1.87
4022900-4211	0.2269	72.3	0.2079	2.45	0.959	1.87
4022901-4211	0.2269 *	75.9 *	0.2079 *	2.45 *	0.959 *	1.90 *
4022902-4211	0.2269	75.9	0.2079	2.45	0.959	1.83
4022903-4211	0.2269	75.9	0.2079	2.45	0.959	1.83
4022904-4211	0.2269	75.9	0.2079	2.45	0.959	1.83

NOTE: An astrisk indicates the test was performed on that roll.

Jane Allen
Quality Control Manager

8-02-00
Date

rtification of Analysis shall not be reproduced except in full, without the written approval of the laboratory.

Se ternational, Inc. 320 Innovation Way - Wellford, SC - 29385

Carrot International, Inc.

08/03/2000

Poly-Net Testing Results

	Thickness (inches)	MD Tensile (ppi)	Mass per Unit Area (lbs/ft²)	Carbon Content (%)	Density (g/cm³)	Transmissivity (m²/sec x 10-³)
4022905-4211	0.2269	75.9	0.2079	2.45	0.959	1.83
4022906-4211	0.2269	75.9	0.2079	2.45	0.959	1.83
4022907-4211	0.2269	75.9	0.2079	2.45	0.959	1.83
4022908-4211	0.2269	75.9	0.2079	2.45	0.959	1.83
4022909-4211	0.2318 *	78.5 *	0.2120 *	2.49 *	0.960 *	1.83
4022910-4211	0.2303	75.8	0.2114	2.34	0.954	1.83
4022911-4211	0.2303	75.8	0.2114	2.34	0.954	1.83
4022912-4211	0.2303	75.8	0.2114	2.34	0.954	1.83
4022913-4211	0.2303	75.8	0.2114	2.34	0.954	1.83
4022914-4211	0.2303	75.8	0.2114	2.34	0.954	1.83
4022915-4211	0.2303	75.8	0.2114	2.34	0.954	1.83
4022916-4211	0.2303	75.8	0.2114	2.34	0.954	1.83
4022917-4211	0.2303 *	75.8 *	0.2114 *	2.34 *	0.954 *	1.83
4022918-4211	0.2303	75.8	0.2093	2.34	0.954	1.83
4022919-4211	0.2303	75.8	0.2093	2.34	0.954	1.83
4022920-4211	0.2303	75.8	0.2093	2.34	0.954	1.83
4022921-4211	0.2303	75.8	0.2093	2.34	0.954	1.83
4022922-4211	0.2303	75.8	0.2093	2.34	0.954	1.83
4022923-4211	0.2303	75.8	0.2093	2.34	0.954	1.83
4022924-4211	0.2303	75.8	0.2093	2.34	0.954	1.83
4022925-4211	0.2323 *	79.8 *	0.2093 *	2.59 *	0.961 *	1.83 *
4022926-4211	0.2289	75.1	0.2091	2.59	0.961	1.83
4022927-4211	0.2289	75.1	0.2091	2.59	0.961	1.83
4022928-4211	0.2289	75.1	0.2091	2.59	0.961	1.83
4022929-4211	0.2289	75.1	0.2091	2.59	0.961	1.83
4022930-4211	0.2289	75.1	0.2091	2.59	0.961	1.83

NOTE: An astrisk indicates the test was performed on that roll.

Jane Allen
Quality Control Manager

8-03-00
Date

ertification of Analysis shall not be reproduced except in full, without the written approval of the laboratory.

Carrot International, Inc.

08/03/2000

Poly-Net Testing Results

	Thickness (inches)	MD Tensile (ppi)	Mass per Unit Area (lbs/ft²)	Carbon Content (%)	Density (g/cm³)	Transmissivity (m²/sec x 10⁻³)
4022931-4211	0.2289	75.1	0.2091	2.59	0.961	1.83
4022932-4211	0.2289	75.1	0.2091	2.59	0.961	1.83
4022933-4211	0.2289 *	75.1 *	0.2091 *	2.64 *	0.962 *	1.83
4022934-4211	0.2289	73.8	0.2090	2.64	0.962	1.83
4022935-4211	0.2289	73.8	0.2090	2.64	0.962	1.83
4022936-4211	0.2289	73.8	0.2090	2.64	0.962	1.83
4022937-4211	0.2289	73.8	0.2090	2.64	0.962	1.83
4022938-4211	0.2289	73.8	0.2090	2.64	0.962	1.83
4022939-4211	0.2289	73.8	0.2090	2.64	0.962	1.83
4022940-4211	0.2289	73.8	0.2090	2.64	0.962	1.83
4022941-4211	0.2319 *	73.8 *	0.2090 *	2.66 *	0.962 *	2.07 *
4022942-4211	0.2310	72.5	0.2062	2.60	0.962	2.06
4022943-4211	0.2310	72.5	0.2062	2.60	0.962	2.06
4022944-4211	0.2310	72.5	0.2062	2.60	0.962	2.06
4022945-4211	0.2310	72.5	0.2062	2.60	0.962	2.06
4022946-4211	0.2310	72.5	0.2062	2.60	0.962	2.06
4022947-4211	0.2310	72.5	0.2062	2.60	0.962	2.06
4022948-4211	0.2310	72.5	0.2062	2.60	0.962	2.06
4022949-4211	0.2310 *	72.5 *	0.2062 *	2.60 *	0.963 *	2.06 *

NOTE: An astrisk indicates the test was performed on that roll.

Jane Allen
Quality Control Manager

8-03-00
Date

rtification of Analysis shall not be reproduced except in full, without the written approval of the laboratory.
Se ernational, Inc. 320 Innovation Way - Wellford, SC - 29385

SERROT INTERNATIONAL, INC

Poly-Net Testing Results

Roll Number	Thickness (inches)	MD Tensile (ppi)	Mass Per Unit Area (lbs/ft²)	Carbon Content (%)	Density (g/cm³)	Transmissivity (m²/sec x 10⁻³)
4027919-4243	0.2179	66.5	0.1863	2.64	0.960	1.5
4027920-4243	0.2179	66.5	0.1863	2.64	0.960	1.5
4027921-4243	0.2230	66.8	0.1919	2.64	0.960	1.5
4027922-4243	0.2185	58.9	0.1893	2.61	0.960	1.5
4027923-4243	0.2185	58.9	0.1893	2.61	0.960	1.5
4027924-4243	0.2185	58.9	0.1893	2.61	0.960	1.5
4027925-4243	0.2185	58.9	0.1893	2.61	0.960	1.5
4027926-4243	0.2185	58.9	0.1893	2.61	0.960	1.5
4027927-4243	0.2185	58.9	0.1893	2.61	0.960	1.5
4027928-4243	0.2185	58.9	0.1893	2.61	0.960	1.5
4027929-4243	0.2185	58.9	0.1893	2.61	0.961	1.5
4027930-4243	0.2185	58.9	0.1893	2.61	0.961	1.5
4027931-4243	0.2185	58.9	0.1893	2.61	0.961	1.5
4027932-4243	0.2185	58.9	0.1893	2.61	0.961	1.5
4027933-4243	0.2185	58.9	0.1893	2.61	0.961	1.5
4027934-4243	0.2185	58.9	0.1893	2.61	0.961	1.5
4027935-4243	0.2185	58.9	0.1893	2.61	0.961	1.5
4027936-4243	0.2185	58.9	0.1893	2.61	0.961	1.5

Jane Allen
Quality Control Manager

10-17-00
Date

This Certification of Analysis shall not be reproduced except in full, without the written approval of the laboratory.
Serrot International, Inc. 320 Innovation Way Wellford, SC 29385

SERROT INTERNATIONAL, INC.

Manufacturing Division:
320 Innovation Way
Wellford, SC 29385
(864) 439-5641
Fax: (864) 439-5642

Corporate Office:
125 Cassia Way
Henderson, NV 89014
(702) 566-8600
(800) 237-1777
Fax: (702) 566-4739
www.serrot.com

July 25, 2000

Customer: RB Baker Construction
Project Name: VMI/Trail Ridge, LF

I certify, the PN 3000 to be delivered to the above mentioned project has been extruded from an approved resin. The resin was manufactured at Total Fina, 12212 Port Rd., Bay Port, Texas 77507. The brand name for the resin is Fina 5102, HDPE. Blend number 4197 was used to manufacture the geonet for the above mentioned project. The date of manufacture of blend number 4197 was June 19, 2000.

SERROT INTERNATIONAL, INC.

Jane Allen
Quality Control Manager

July 26, 2000

Customer R.H Baker Construction
Project: WMI/Trail Ridge, LF

I certify, the Fina 5102 HDPE resin used to manufacture the PN 3000 for the above mentioned project contains 99.6% polyethylene and 0.4% other additives.

SERROT INTERNATIONAL, INC.

Jane Allen
Quality Control Manager

TOTALFINA

National Seal Company
Ms. Janie Simpson
3649492698
320 Innovation Way
Wellford SC 29385

SHIPPED TO:
SERROT INTERNATIONAL
320 INNOVATION WAY
STARTEX SC 29385

Quality certificate

Date
06/28/2000
Purchase order item/date
12389
Delivery item/date
80360315 000001 / 06/28/2000
Order item
30196524 000001
Customer number
80119367

4197

Material: Our / Your reference
5102 HIGH DENSITY POLYETHYLENE (422082) /

Please find below test data and pertinent information on Fina HDPE material shipped to your plant.

Batch C1214 **Quantity** 190,550 LB **Railcar** ACFX041717

Characteristic	Unit	Value
~~Melt Index 2.16/190~~	~~g/cc~~	~~0.340~~
Density	g/cc	0.952
Railcar Prefix	-	ACFX
Railcar Number	-	041717

Sincerely,
Carl Scott
Bayport Laboratory Supervisor

TOTALFINA
12212 Port Road
Pasadena, TX 77507

P. O. Box 5010
LaPorte, TX 77572

281-474-6965

Questions? Contact Customer Service at 1-800-344-3462

Serrot International, Inc.

Resin Certificate of Analysis

Customer: RB Baker Construction

Resin Type: HDPE

Project Name: WMI/Trail Ridge, LF

Bill of Lading: To be shipped

I certify, the polyethylene geomembrane for the above identified shipment meets or exceeds Serrot International, Inc's specifications. Testing was performed on each resin blend.

Melt Flow Index was determined according to ASTM D 1238. Density was determined according to ASTM D 1505. Where appropriate, carbon black was determined according to ASTM D 4218. The average test results are listed below.

RESIN PROPERTIES

Blend Number	Melt Flow Index (g/10 min)	Density (g/cc)	Carbon Black Content (%)
4197	0.29	0.951	

RECEIVED
JUL 25 2000
SERROT INTERNATIONAL, INC.
BATON ROUGE, LA

	INITIALS	DATE
GEN. MGR.		
PROJECT MGR.	JW	
OFFICE MGR.	Mary	
EST. MGR.		
QC		

Jane Allen
Quality Control Manager

7-24-00
Date

This Certification of Analysis shall not be reproduced except in full, without the written approval of the laboratory.
Serrot International, Inc. 320 Innovation Way - Wellford, SC - 29385

FINA

NET

National Seal Company
Mr. Jeff Morris
864.439.5642
320 Innovation Way
Wellford SC 29385

SHIPPED TO:
SERROT INTERNATIONAL
320 INNOVATION WAY
STARTEX SC 29385

Quality certificate

Date
07/14/2000
Purchase order item/date
12389
Delivery item/date
80368659 000001 / 07/14/2000
Order item
30196528 000001
Customer number
80119367

Material: Our / Your reference
5102 HIGH DENSITY POLYETHYLENE (422082) /

Please find below test data and pertinent information on Fina HDPE material shipped to your plant.
Date of manufacture 7-10-00
Batch C1365 Quantity 190,400 LB Railcar UTCX046627

Characteristic	Unit	Value
Melt Index 2.16/190	g/10 min	0.340
Density	g/cc	0.952
Railcar Prefix	-	UTCX
Railcar Number	-	046627

Sincerely,
Carl Scott
Bayport Laboratory Supervisor

TOTALFINA
12212 Port Road
Pasadena, TX 77507

281-474-6965

P. O. Box 5010
LaPorte, TX 77572

ENTERED
07/17/00

Blend # 4204

Questions? Contact Customer Service at 1-800-344-3462

TOTALFINA

National Seal Company
Mr. Jeff Morris
864.439.5642
320 Innovation Way
Wellford SC 29385

SHIPPED TO:
SERROT INTERNATIONAL
320 INNOVATION WAY
STARTEX SC 29385

Quality certificate

Date
07/17/2000
Purchase order item/date
12389
Delivery item/date
80369357 000001 / 07/17/2000
Order item
30196529 000001
Customer number
80119367

Material: Our / Your reference
5102 HIGH DENSITY POLYETHYLENE (422082) /

Please find below test data and pertinent information on Fina HDPE material shipped to your plant.

Date of manufacture 7-11-00
C1371 Quantity 189,450 LB Railcar UTCX046593

Characteristic	Unit	Value
Melt Index 2.16/190	g/10 min	0.380
Density	g/cc	0.951
Railcar Prefix	-	UTCX
Railcar Number	-	046593

Sincerely,
Carl Scott
Bayport Laboratory Supervisor

ENTERED
07/17/00

TOTALFINA
12212 Port Road
Pasadena, TX 77507

P. O. Box 5010
LaPorte, TX 77572

281-474-6965

Blend # 4211

Questions? Contact Customer Service at 1-800-344-3462

ATOFINA

4243

National Seal Company
Ms. Janie Simpson
8649492698
320 Innovation Way
Wellford SC 29385

SHIPPED TO:
SERROT INTERNATIONAL
320 INNOVATION WAY
STARTEX SC 29385

Quality certificate

Date
09/11/2000
Purchase order item/date
13832
Delivery item/date
80395258 000001 / 09/11/2000
Order item
30210326 000001
Customer number
80119367

Material: Our / Your reference
5102 HIGH DENSITY POLYETHYLENE (422082) /

Please find below test data and pertinent information on ATOFINA HDPE material shipped to your plant.

Batch C1789 **Quantity** 191,450 LB **Railcar** SHPX462095

Characteristic	Unit	Value
Melt Index 2.16/190	g/10 min	0.390
Density	g/cc	0.952
Railcar Prefix	-	SHPX
Railcar Number	-	462095
CREATION DATE	-	09/11/2000

Sincerely,
Carl Scott
Bayport Laboratory Supervisor

ATOFINA
12212 Port Road
Pasadena, TX 77507

P. O. Box 5010
LaPorte, TX 77572

281-474-6965

Questions? Contact Customer Service at 1-800-344-3462

Serrot International, Inc.

Resin Certificate of Analysis

Customer: RB Baker Construction

Resin Type:HDPE

Project Name: WMI/Trail Ridge, LF

Bill of Lading: To be shipped

Project Number: 5135

I certify, the polyethylene geomembrane for the above identified shipment meets or exceeds Serrot International, Inc's specifications. Testing was performed on each resin blend.

Melt Flow Index was determined according to ASTM D 1238. Density was determined according to ASTM D 1505. Where appropriate, carbon black was determined according to ASTM D 4218. The average test results are listed below.

RESIN PROPERTIES

Blend Number	Melt Flow Index (g/10 min)	Density (g/cc)	Carbon Black Content (%)
4204	0.320	0.950	
4211	0.365	0.950	

Jane Allen
Quality Control Manager

8-03-00
Date

This Certification of Analysis shall not be reproduced except in full, without the written approval of the laboratory.
Serrot International, Inc. 320 Innovation Way - Wellford, SC - 29385

Serrot International, Inc.

Resin Certificate of Analysis

Customer: RB Baker Construction

Resin Type:HDPE

Project Name: WMI/Trail Ridge, LF

Bill of Lading: To be shipped

Project Number: 5135 SP

I certify, the polyethylene geomembrane for the above identified shipment meets or exceeds Serrot International, Inc's specifications. Testing was performed on each resin blend.

Melt Flow Index was determined according to ASTM D 1238. Density was determined according to ASTM D 1505. Where appropriate, carbon black was determined according to ASTM D 4218. The average test results are listed below.

RESIN PROPERTIES

Blend Number	Melt Flow Index (g/10 min)	Density (g/cc)	Carbon Black Content (%)
4211	0.365	0.950	

Jane Allen
Quality Control Manager

8-03-00
Date

This Certification of Analysis shall not be reproduced except in full, without the written approval of the laboratory.
Serrot International, Inc. 320 Innovation Way - Wellford, SC - 29385

Serrot International, Inc.

11/20/2000

Resin Certificate of Analysis

Customer: RB Baker Construction

Resin Type: HDPE

Project Name: WMI/TrailRidge, LF

Bills of Lading: Prece t

Project Number: 5135

I certify, the polyethylene resin for the above identified shipment meets or exceeds Serrot Internationa , Inc.'s specifications Testing was performed on each resin blend.

Melt flow index was determined according to ASTM D 1238. Density was determined according to AS:TM) 1505. Where appropriate, carbon black was determined according to ASTM D 4218. The average test results are l sted below.

RESIN PROPERTIES

Blend Number	Melt Flow Index (g/10 min)	Density (g/cm³)	Carbon Black Cont. (%)
4243	0.320	0.949	
4244	0.323	0.953	
4245	0.310	0.951	

Jane Allen
Quality Control Manager

11-20-00
Date

This Certification of Analysis shall not be reproduced except in full, without the written approval of the laboratory.
Serrot International, Inc. 320 Innovation Way - Wellford, SC - 29385

SERROT INTERNATIONAL, INC

Resin Certificate of Analysis

Customer: RB Construction
Project Name: Trail Ridge
Project Number: 5135 and 5135 SP
Resin Type: HDPE
Bill of Ladings: Pre-Certification

We hereby certify that the polyethylene resin for the above identified shipment meets or exceeds Serrot International, Inc.'s specifications. Testing was performed on each resin blend.

Melt Flow Index was determined according to ASTM D 1238. Density was determined according to ASTM D 1505. Where appropriate, carbon black was determined according to ASTM D 4218. The average test results are listed below.

RESIN PROPERTIES

Blend Number	Melt Flow Index (g/10 min)	Density (g/cm)	Carbon Black Content (%)
4245	0.310	0.951	
4249	0.328	0.948	
4250	0.325	0.950	

Jane Allen
Quality Control Manager

11-20-00
Date

This Certification of Analysis shall not be reproduced except in full, without the written approval of the laboratory.

SECTION E-3

Secondary (6-oz/yd^2) Geotextile

SYNTHETIC INDUSTRIES

Geosynthetic Products Division

11/28/2000

Serrot International
John Edans
7943 Pecue Lane
Baton Rouge LA 70809
BOL 80077467 PO
Ref: Trail Ridge Landfill

This is to certify that Product GEOTEX 701 , a nonwoven polypropylene geotextile produced by Synthetic Industries, will meet the following certifiable minimum average values when tested in accordance with the proper ASTM test methods. A minimum average roll value is calculated as the mean minus two standard deviations, yielding a 97.5 percent confidence level. This geotextile has been continuously inspected for the presence of needles and none were detected.

Physical Property	Test Method	MARV		SI Unit	
Mass Per Unit Area	ASTM D-5261	5.9	oz/yd2	(200.01)	g/m2
Thickness	ASTM D-5199	70	mils	(1.778)	mm
Tensile Strength	ASTM D-4632	180	lbs	(801)	N
Elongation	ASTM D-4632	50	%	50	%
Trapezoidal Tear	ASTM D-4533	75	lbs	(333.75)	N
Mullen Burst	ASTM D-3786	330	psi	(2275.0	kPa
Puncture Strength	ASTM D-4833	100	lbs	(445)	N
A.O.S.	ASTM D-4751	70	Sieve	0.212	mm
Permittivity	ASTM D-4491	1.50	sec-1	1.50	sec-1
Permeability	ASTM D-4491	0.34	cm/sec	0.34	cm/sec
Water Flow Rate	ASTM D-4491	110	gpm/ft2	(4481.917	lpm/m2
UV Resistance	ASTM D-4355	70	%	70	%

Strength Retained after 500 hours exposure in Xenon Arc Weatherometer

Sincerely

Patti Weaver

Patti Weaver
Technical Manager
Geosynthetic Products Division

Seller makes no warranty express or implied concerning the product furnished hereunder other than at the time of delivery it shall be of the quality and specifications stated herein. ANY IMPLIED WARRANTY OF FITNESS FOR A PARTICULAR PURPOSE IS EXPRESSLY EXCLUDED AND TO THE EXTENT THAT IT IS CONTRARY TO THE FOREGOING SENTENCE ANY IMPLIED WARRANTY OF MERCHANTABILITY IS EXPRESSLY EXCLUDED. Any recommendations made by the Seller concerning uses or applications of said product are believed reliable but Seller makes no warranty of results to be obtained. If the product does not meet Synthetic Industries current published specifications, and the Customer gives notice to Synthetic Industries before installing the product, then Synthetic Industries will replace the product without charge or refund the purchase price. This Data Sheet supersedes all previous Data Sheets on the style and is subject to change without notice. The effective date for this product data is 2/8/2000

Synthetic Industries, Inc.
4019 Industry Drive • Chattanooga, Tennessee • 37416 • USA
Telephone • 423-899-0444 • Fax • 423-899-7619 • 1-800-621-0444

Synthetic Industries

Individual Roll Data

Bill of Lading 80077467

Roll #	Style	Batch	Weight	Thick	Tensile		Elongation		T.Tear		Burst	Punct	AOS	Permittivity
					MD	XMD	MD	XMD	MD	XMD				
			Osy	mils	lbs	lbs	%	%	lbs	lbs	psi	lbs	mm	sec-1
			D5261	D5199	D4632	D4632	D4632	D4632	D4533	D4533	D3786	D4833	D4751	D4491
5208812A	701												.196	1.7
5208913A	701												.2	1.8
5209002A	701												.198	1.6
5209060A	701	51341	7.5	106	202	257	74	72	106	143	437	135		
5209085A	701												.129	1.9
5211675A	701	51353	6	81	180		75		76		373	133		
5211702A	701												.129	1.8
5211770A	701	51353	7	95	198	246	77	73	109	125	347	129		
5211846A	701												.129	2.3
5211930A	701	51353	7.5	97	196	244	71	75	83	111	356	132		
A501160A	701	51362	6.7	92	207		75		84		390	117		
B866370A	701	80415	6	78	190	183	79	72	93	112	330	123		
B866380A	701	70357	6.4	85	216	182	75	81	116	109	340	122		
B866383A	701												.129	2.1
B866400A	701	80415	6.6	83	223	194	77	80	87	116	380	116		
B866410A	701	80415	6.1	82	219	194	76	75	136	139	413	101		
B866460A	701	80415	6.5	79	235	201	74	76	118	123	360	127	.18	2.179
B866475A	701	80415	6.9	86	229	209	80	75	117	153	373	112		
B866490A	701	80415	6.4	85	212	206	81	73	111	105		101		
B866588A	701	80415											.18	2.273
B866608A	701												.212	2.27
B866650A	701	80415	7.1	88	224	213	84	72	114	126	387	126	.18	2.104
B866731A	701	80415	7	96	227	191	77	79	106	149	410	137	212	2.9
B866760A	701	80415	7.3	92	237		77		85		409	127		
B866840A	701	80415	7.6	97	244	221	78	79	114	131	406	130		
B866906A	701	80415	6.9	85	211	199	82	75	100	145	404	124	212	2.386

Patti Weaver

mm

SYNTHETIC INDUSTRIES

Geosynthetic Products Division

10/30/2000

Serrot International LA
Mary Villnurve
7943 Pecue Lane
Baton Rouge LA 70809
BOL 80073520 PO
Ref: Trail Ridge

This is to certify that Product GEOTEX 701 , a nonwoven polypropylene geotextile produced by Synthetic Industries, will meet the following certifiable minimum average values when tested in accordance with the proper ASTM test methods. A minimum average roll value is calculated as the mean minus two standard deviations, yielding a 97.5 percent confidence level. This geotextile has been continuously inspected for the presence of needles and none were detected.

Physical Property	Test Method	MARV		SI Unit	
Mass Per Unit Area	ASTM D-5261	5.9	oz/yd2	(200.01)	g/m2
Thickness	ASTM D-5199	70	mils	(1.778)	mm
Tensile Strength	ASTM D-4632	180	lbs	(801)	N
Elongation	ASTM D-4632	50	%	50	%
Trapezoidal Tear	ASTM D-4533	75	lbs	(333.75)	N
Mullen Burst	ASTM D-3786	330	psi	(2275.0	kPa
Puncture Strength	ASTM D-4833	100	lbs	(445)	N
A.O.S.	ASTM D-4751	70	Sieve	0.212	mm
Permittivity	ASTM D-4491	1.50	sec-1	1.50	sec-1
Permeability	ASTM D-4491	0.34	cm/sec	0.34	cm/sec
Water Flow Rate	ASTM D-4491	110	gpm/ft2	(4481.917	lpm/m2
UV Resistance	ASTM D-4355	70	%	70	%

Strength Retained after 500 hours exposure to Xenon Arc Weatherometer

Sincerely

Patti Weaver

Patti Weaver
Technical Manager
Geosynthetic Products Division

Seller makes no warranty express or implied concerning the product furnished hereunder other than at the time of delivery it shall be of the quality and specification stated herein. ANY IMPLIED WARRANTY OF FITNESS FOR A PARTICULAR PURPOSE IS EXPRESSLY EXCLUDED AND TO THE EXTENT THAT IF IT IS CONTRARY TO THE FOREGOING SENTENCE ANY IMPLIED WARRANTY OF MERCHANTABILITY IS EXPRESSLY EXCLUDED. Any recommendations made by the Seller concerning uses or applications of said product are believed reliable and Seller makes no warranty of results to be obtained. If any product does not meet Synthetic Industries current published specifications, and the Customer gives notice to Synthetic Industries before installing the product, then Synthetic Industries will replace the product without charge or refund the purchase price. This Data Sheet supersedes all previous Data Sheets for this style and is subject to change without notice. The effective date for this product data is 3/8/2000

Synthetic Industries, Inc.
4019 Industry Drive • Chattanooga, Tennessee • 37416 • USA
Telephone • 423-899-0444 • Fax • 423-899-7619 • 1-800-621-0444

A16 Hoose

Synthetic Industries

Individual Roll Data

Bill of Lading 86073623

Roll #	Style	Batch	Weight	Thick	Tensile		Elongation		T.Tear		Burst	Punct	AOS	Permittivity
					MD	XMD	MD	XMD	MD	XMD				
			Osy	mils	lbs	lbs	%	%	lbs	lbs	psi	lbs	mm	sec-1
			D5261	D5199	D4632	D4632	D4632	D4632	D4533	D4533	D3786	D4833	D4751	D4491
B866370A	701	80415	6	78	190	183	79	72	93	112	330	123		
B866380A	701	80415	6.8	89	234	203	79	68	101	140	411	120		
B866400A	701	80415	6.6	83	223	194	77	80	87	116	380	116		
B866410A	701	80415	6.1	82	219	194	76	75	136	138	413	101		
B866420A	701	80415	6.2	73	217	204	70	75	91	141	356	106		
B866444A	701	80415											.18	2.179
B866445A	701	80415	7.1	84	239	197	77	78	139	163	359	120		
B866460A	701	80415	6.5	79	235	201	74	76	118	123	380	127		
B866475A	701	80415	6.9	86	228	209	80	75	117	153	373	112		
B866490A	701	80415	6.4	85	212	208	81	73	111	105		101		
B866500A	701	80415	6.6	82	200	207	85	89	109	115	363	113		2.789
B866550A	701	80415	6.8	86	242	204	75	73	151	133	377	121		
B866560A	701	80415	6.6	83	222	200	78	73	107	114	366	122		
B866570A	701	80415	7	90	230	210	69	77	124	123	390	126		
B866580A	701	80415	7	89	260	205	68	71	99	120	471	133		
B866589A	701	80415											.18	2.273
B866590A	701	80415	6.7	85	221	202	73	79	99	129	369	116		
B866610A	701	80415	7.1	84	231	218	79	73	128	129	413	123	.212	2.624
B866625A	701	80415	7	88	269	211	81	79	138	162	429	122		
B866640A	701	80415	7.1	88	224	213	84	72	114	126	387	126	.18	2.104
B866655A	701	80415	6.9	87	214	220	90	71	103	95	396	118		
B866670A	701	80415	6.1	75	216	191	82	73	90	101	331	119		
B866676A	701	80415											.19	1.991
B866685A	701	80415	7.1	90	221	211	88	68	105	95	374	109		
B866710A	701	80415	6.3	88	223	198	78	74	104	129	349	120	.212	2.9
B866720A	701	80415	7	89	233	215	74	74	132	130	377	128		
B866730A	701	80415	7	96	227	191	77	79	108	149	410	137		
B866740A	701	80415	7.2	98	213	213	72	74	100	151	396	139		
B866760A	701	80415	7.3	92	237		77		85		409	127		

mm

Patti Weaver

NOV-02-2000 16:09 SI RINGGOLD TECHNI P.02/03

SYNTHETIC INDUSTRIES

Geosynthetic Products Division

8/31/2000

Serrot International LA
Mary Villnurve
7943 Pecue Lane
Baton Rouge LA 70809
BOL PO 12755OD
Ref: Job 10379 Order 00005135 WMI Trail Ridge

This is to certify that Product GEOTEX 701 , a nonwoven polypropylene geotextile produced by Synthetic Industries, will meet the following certifiable minimum average values when tested in accordance with the proper ASTM test methods. A minimum average roll value is calculated as the mean minus two standard deviations, yielding a 97.5 percent confidence level. This geotextile has been continuously inspected for the presence of needles and none were detected.

Physical Property	Test Method	MARV		SI Unit	
Mass Per Unit Area	ASTM D-5261	5.9	oz/yd2	(200.01)	g/m2
Thickness	ASTM D-5199	70	mils	(1.778)	mm
Tensile Strength	ASTM D-4632	180	lbs	(801)	N
Elongation	ASTM D-4632	50	%	50	%
Trapezoidal Tear	ASTM D-4533	75	lbs	(333.75)	N
Mullen Burst	ASTM D-3786	330	psi	(2275.0	kPa
Puncture Strength	ASTM D-4833	100	lbs	(445)	N
A.O.S.	ASTM D-4751	70	Sieve	0.212	mm
Permittivity	ASTM D-4491	1.50	sec-1	1.50	sec-1
Permeability	ASTM D-4491	0.34	cm/sec	0.34	cm/sec
Water Flow Rate	ASTM D-4491	110	gpm/ft2	(4481.917	lpm/m2
UV Resistance	ASTM D-4355	70	%	70	%

Strength Retained after 500 hours exposure in Xenon Arc Weatherometer

Sincerely

Patti Weaver

Patti Weaver
Technical Manager
Geosynthetic Products Division

Seller makes no warranty express or implied concerning the product furnished hereunder other than at the time of delivery it shall be of the quality and specification stated herein. ANY IMPLIED WARRANTY OF FITNESS FOR A PARTICULAR PURPOSE IS EXPRESSLY EXCLUDED AND TO THE EXTENT THAT IF IT IS CONTRARY TO THE FOREGOING SENTENCE ANY IMPLIED WARRANTY OF MERCHANTABILITY IS EXPRESSLY EXCLUDED. Any recommendations made by the Seller concerning uses or applications of said product are believed reliable and Seller makes no warranty of results to be obtained. If the product does not meet Synthetic Industries current published specifications, and the Customer gives notice to Synthetic Industries before installing the product, then Synthetic Industries will replace the product without charge or refund the purchase price. This Data Sheet supersedes all previous Data Sheets for this style and is subject to change without notice. The effective date for this product data is 2/8/2000

Synthetic Industries, Inc.
4019 Industry Drive • Chattanooga, Tennessee • 37416 • USA
Telephone • 423-899-0444 • Fax • 423-899-7619 • 1-800-621-0444

Individual Roll Data

Bill of Lading 80073523

Roll #	Style	Batch	Weight	Thick	Tensile		Elongation		T.Tear		Burst	Punct	AOS	Permittivity
					MD	XMD	MD	XMD	MD	XMD				
			Oty	mils	lbs	lbs	%	%	lbs	lbs	psi	lbs	mm	sec-1
			D5261	D5199	D4632	D4632	D4632	D4632	D4533	D4533	D3786	D4833	D4751	D4491
B866780A	701	80415	7.3	97	242	204	82	73	91	147	426	139		
B866790A	701	80415	7.5	97	247	247	80	75	114	161	411	123		
B866799A	701	80415											.212	2.461
B866810A	701	80415	7.2	93	228	210	89	72	102	127	405	133		2.818
B866825A	701	80415	7.4	94	233	238	78	77	132	133	443	128		
B866840A	701	80415	7.6	97	244	221	78	78	114	131	406	130		
B866856A	701	80415	7	92	231	210	82	74	136	131	429	127		
B866870A	701	80415	7.5	91	229	216	81	77	114	127	394	128		
B866885A	701	80415	7	84	223	209	80	70	117	148	394	127		
B866891A	701	80415	7.1	89	219	219	80	70	126	112	420	120		
B866905A	701	80415	6.9	85	211	199	82	75	100	145	404	124	.15	2.386
B866920A	701	80415	7	88	207	206	79	75	88	138	379	138		
B866935A	701	80415	6.9	83	236	218	83	72	81	131	384	113		
B866960A	701	80415	6.9	85	246	225	74	78	119	120	421	120		
B866975A	701	80415	6.8	88	183	239	76	75	95	121	366	133		
B866993A	701	80415	7.4	92	213	227	80	73	108	149	379	124		
B867040A	701	80415	7.3	87	220	197	82	75	107	120	381	112		
B867055A	701	80415	6.6	82	209	199	82	71	97	106	374	121		
B867070A	701	80415	6.6	85	187	207	81	71	113	141	363	133		
B867085A	701	80415	7.4	95	233	225	86	71	100	138	397	132		
B867100A	701	80415	7.4	86	230	206	88	68	109	137	439	132		
B867110A	701	80415	6.6	81	226	199	78	70	97	126	354	110		
B867120A	701	80415	7.5	89	219	228	87	69	100	142	423	142		
B867125A	701	80415	6.6	87	229	236	84	74	104	134	384	119		
B867140A	701	80415	7.6	86	231	212	85	73	131	157	401	134		
B867150A	701	80415	6.8	87	207	201	81	68	118	104	380	142		
B867160A	701	80415	7.1	91	218	204	89	70	160	138	369	120		
B867170A	701	80415	7.1	88	230	208	78	73	144	123	407	121		
B867180A	701	80415	7	90	237	228	81	72	106	133	[illegible]	125		

mm

Patti Weaver

NOV-02-2000 16:10 SI RINGGOLD TECHNI P.03/03

TOTAL P.03

Synthetic Industries
Individual Roll Data

Bill of Lading: 47568701

PoNumber:
ShipDate:
CustomerNumber:

Roll Number	Style	Mass	Thickness	Tensile		Elongation		Trap Tear		Burst	Puncture
				MD	CD	MD	CD	MD	CD		
		Osy	mils	lbs	lbs	%	%	lbs	lbs	psi	lbs
		D5261	D5199	D4632	D4632	D4632	D4632	D4533	D4533	D3786	D4833
B852145A	701	7.0	84	205	220	67	82	118	106	353	104
B852195A	701	7.0	87	198	212	64	78	97		411	132
B852850A	701	7.1	88	197	217	60	77	100	124	406	121
B852900A	701	7.0	82	191	212	69	86	108	127	349	125
B852990A	701	7.9	92	212	240	68	83	98	132	400	131
B853000A	701	7.3	86	200	233	63	81	107	126	387	119
B853030A	701	7.3	88	194	221	68	79	99	121	376	125
B853230A	701	7.3	80	203	212	55	75	116	145	354	132
B853240A	701	7.0	77	202	220	59	80	112	144	406	124
B853250A	701	7.0	76	219	211	61	74	115	139	370	107
B853290A	701	7.6	89	229	231	62	79	104	130	440	127
B853390A	701	8.8	82	221	224	54	78	121	127	420	126

Patti Weaver

Synthetic Industries

AOS AND PERMITTIVITY

All Records

Roll #	Style	AOS	Permittivity
B852125A	701	.212	2.513
B852143A	701	.18	2.276
B852145A	701	.212	2.42
B852177A	701	.18	2.542
B852797A	701	.18	2.68
B852900A	701	.212	2.158
B852936A	701	.18	2.7
B852954A	701	.212	2.68
B852961A	701	.18	2.641
B852966A	701	.18	2.22
B852977A	701	.212	2.41
B852983A	701	.18	1.762
B852989A	701	.18	2.641
B852995A	701	.212	2.858
B853000A	701	.212	1.5
B853001A	701	.212	2.58
B853007A	701	.212	2.8
B853221A	701	.212	2.147
B853229A	701	.212	2.294
B853241A	701	.212	2.998
B853248A	701	.212	2.98
B853253A	701	.212	2.89
B853280A	701	.212	2.99
B853297A	701	.212	1.8
B853374A	701	.18	2.7
B853382A	701	.18	2.99
B853393A	701	.18	2.294
B853399A	701	.18	2.2
B853405A	701	.18	2.2
B853415A	701	.18	2.8
B853428A	701	.18	2.312

Patti Weaver

SYNTHETIC INDUSTRIES

Geosynthetic Products Division

2/28/2001

Serrot International LA
Scott Stalker
7943 Pecue Lane
Baton Rouge LA 70809
BOL 80091311 PO 12755OD
Ref: Job 10379 Order 00005135 Trail Ridge

This is to certify that Product GEOTEX 701 , a nonwoven polypropylene geotextile produced by S I Corporation, will meet the following certifiable minimum average values when tested in accordance with the proper ASTM test methods. A minimum average roll value is calculated as the mean minus two standard deviations, yielding a 97.5 percent confidence level. This geotextile has been continuously inspected for the presence of needles and none were detected.

Physical Property	Test Method	MARV		SI Unit	
Mass Per Unit Area	ASTM D-5261	5.9	oz/yd2	(200.01)	g/m2
Thickness	ASTM D-5199	70	mils	(1.778)	mm
Tensile Strength	ASTM D-4632	180	lbs	(801)	N
Elongation	ASTM D-4632	50	%	50	%
Trapezoidal Tear	ASTM D-4533	75	lbs	(333.75)	N
Mullen Burst	ASTM D-3786	330	psi	(2275.0	kPa
Puncture Strength	ASTM D-4833	100	lbs	(445)	N
A.O.S.	ASTM D-4751	70	Sieve	0.212	mm
Permittivity	ASTM D-4491	1.50	sec-1	1.50	sec-1
Permeability	ASTM D-4491	0.34	cm/sec	0.34	cm/sec
Water Flow Rate	ASTM D-4491	110	gpm/ft2	(4481.917	lpm/m2
UV Resistance	ASTM D-4355	70	%	70	%

Strength Retained after 500 hours exposure in Xenon Arc Weatherometer

Sincerely

Sid Weiser
Technical Manager
Geosynthetic Products Division

Seller makes no warranty express or implied concerning the product furnished hereunder other than at the time of delivery it shall be of the quality and specification stated in this ANY IMPLIED WARRANTY OF FITNESS FOR A PARTICULAR PURPOSE IS EXPRESSLY EXCLUDED AND TO THE EXTENT THAT IF IT IS CONTRARY TO THE FORECOING SENTENCE ANY IMPLIED WARRANTY OF MERCHANTABILITY IS EXPRESSLY EXCLUDED. Any recommendations made by the Seller concerning uses or applications of said product are believed reliable but Seller makes no warranty of results to be obtained. If the product does not meet S I Corporation current published specifications, and the Customer gives notice to S I Corporation before installing the product then S I Corporation will replace the product without charge or refund the purchase price. This Data Sheet supersedes all previous Data Sheets for the style and is subject to change without notice. The effective date for this product data is 1/23/2001

Synthetic Industries, Inc.
4019 Industry Drive • Chattanooga, Tennessee • 37416 • USA
Telephone • 423-899-0444 • Fax • 423-899-7619 • 1-800-621-0444

Synthetic Industries

Individual Roll Data

Bill of Lading 80091311

Roll #	Style	Batch	Weight	Thick	Tensile		Elongation		T.Tear		Burst	Punct	AOS	Permittivity
					MD	XMD	MD	XMD	MD	XMD				
			Osy	mils	lbs	lbs	%	%	lbs	lbs	psi	lbs	mm	sec-1
			D5261	D5199	D4632	D4632	D4632	D4632	D4533	D4533	D3786	D4833	D4751	D4491
A613149A	701	60753											.212	1.5
A613165A	701	60753	6.9	96	233	205	70	67	107	134	426	115		
A613240A	701	60753	6.4	83	222	193	102	67	75	118	379	117		
A613260A	701	60753	6.9	88	230	229	69	66	84	130	411	127		
A613280A	701	60753	6.2	82	218	185	67	67	82	123	403	113		
A613745A	701	60754	6.8	90	244	215	74	75	89	145	574	128		
A613755A	701	60754											.212	1.5
A613775A	701	60754	6.8	91	242	204	80	66	108	119	417	131		
A613802A	701	60754											.212	1.5
A613880A	701	60755	6.9	93	247	217	77	70	77	137	401	130		

Sid Wessi

Synthetic Industries' current standard manufacturing quality control (MQC) testing frequency for GEOTEX nonwoven geotextiles is one (1) test per 90,000 sf (8,360 sm) for index properties (mass per unit area, thickness, grab tensile and elongation, trapezoidal tear, mullen burst and puncture resistance) for styles heavier than 601 and one (1) test per 162,000 sf (15,000 sm) for index properties for style 601 and lighter. Although we strive to test our nonwoven geotextiles for apparent opening size (AOS) and Permittivity/permeability/water flow rate approximately once every 540,000 sf (50,160 sm), the actual frequency of testing for performance properties will vary depending upon production schedules, product availability, customer requirements, job specifications or other agreements arranged with Synthetic Industries prior to the time of purchase. If additional testing is needed to meet higher frequencies required by the project specifications, it is the purchaser's responsibility to notify Synthetic Industries and ask for assistance in calculating the costs for the additional tests.

Once rolls of nonwoven geotextiles are produced, inspected and the test results from the frequency stated above indicates that materials produced during the production run meets our published minimum average roll values, approved rolls are shipped for storage until an order requires the material to be shipped. Since rolls are loaded at the warehouse independent of production sequence test results listed above may include data from rolls which were not shipped. However, the data provided is from the same production run as the rolls actually shipped on this bill of lading.

SECTION E-4

Primary (16-oz/yd^2) Geotextile

SYNTHETIC INDUSTRIES

Geosynthetic Products Division

11/28/2000

Serrot International
John Edans
7943 Pecue Lane
Baton Rouge LA 70809
BOL 80078123 PO
Ref: Trail Ridge Landfill

This is to certify that Product GEOTEX 1751 , a nonwoven polypropylene geotextile produced by Synthetic Industries, will meet the follcwing certifiable minimum average values when tested in accordance with the proper ASTM test methods. A minimum average roll value is calculated as the mean minus two standard deviations, yielding a 97.5 percent confidence level. This geotextile has been continuously inspected for the presence of needles and none were detected.

Physical Property	Test Method	MARV		SI Unit	
Mass Per Unit Area	ASTM D-5261	16.6	oz/yd2	(562.74)	g/m2
Thickness	ASTM D-5199	175	mils	(4.445)	mm
Tensile Strength	ASTM D-4632	395	lbs	(1757.7	N
Elongation	ASTM D-4632	50	%	50	%
Trapezoidal Tear	ASTM D-4533	160	lbs	(712)	N
Mullen Burst	ASTM D-3786	850	psi	(5859.9)	kPa
Puncture Strength	ASTM D-4833	260	lbs	(1157)	N
A.O.S.	ASTM D-4751	100	Sieve	0.15	mm
Permittivity	ASTM D-4491	0.70	sec-1	0.70	sec-1
Permeability	ASTM D-4491	0.27	cm/sec	0.27	cm/sec
Water Flow Rate	ASTM D-4491	50	gpm/ft2	(2037.235	lpm/m2
UV Resistance	ASTM D-4355	70	%	70	%

Strength Retained after 500 hours exposure in Xenon Arc Weatherometer

Sincerely

Patti Weaver

Patti Weaver
Technical Manager
Geosynthetic Products Division

Seller makes no warranty express or implied concerning the product furnished hereunder either then at the time of delivery it shall be of the quality and specification stated herein. ANY IMPLIED WARRANTY OF FITNESS FOR A PARTICULAR PURPOSE IS EXPRESSELY EXCLUDED AND TO THE EXTENT THAT IT IS CONTRARY TO THE FOREGOING SENTENCE ANY IMPLIED WARRANTY OF MERCHANTABILITY IS EXPRESSLY EXCLUDED. Any recommendations made by the Seller concerning uses or applications of said product are based on tests believed reliable and Seller makes no warranty of results to be obtained. If the product does not meet Synthetic Industries current published specifications, and the Customer gives notice to Synthetic Industries before installing the product, then Synthetic Industries will replace the product without charge or refund the purchase price. This Data Sheet supersedes all previous Data Sheets for this style and is subject to change without notice. The effective date for this product data is 3/2w2000

Synthetic Industries, Inc.
4019 Industry Drive • Chattanooga, Tennessee • 37416 • USA
Telephone • 423-899-0444 • Fax • 423-899-7619 • 1-800-621-0444

Synthetic Industries

Individual Roll Data

Bill of Lading 80078123

Roll #	Style	Batch	Weight	Thick	Tensile		Elongation		T.Tear		Burst	Punct	AOS	Permittivity
					MD	XMD	MD	XMD	MD	XMD				
			Osy	mils	lbs	lbs	%	%	lbs	lbs	psi	lbs	mm	sec-1
			D5261	D5199	D4632	D4632	D4632	D4632	D4533	D4533	D3786	D4833	D4751	D4491
5179720A	1751	51167	19.1	222	477		100		227		950	335	.129	1.78
5179960A	1751	51169	17.8	217	459		91		245		980	313		
5179970A	1751	51169	16.6	204	430		83		214		960	341		
5181100A	1751	51176	18	202	455	849	98	83	210	337	917	311	135	1.707
5181130A	1751	51176	18.7	212	468	888	94	85	240	377	1023	311		
5186810A	1751	51205	19.3	216	479	747	95	75	219	374	1090	329	123	.8
5186835A	1751	51205	18.4	219	455	776	93	75	210	392	1100	327		
5186880A	1751	51205	19.2	222	470	820	95	80	231	399	990	352		
5186900A	1751	51205	19	210	477	759	95	77	208	434	1360	330	.112	2.03
5186925A	1751	51205	18.6	204	441	713	90	76	203	380	960	312		
5187006A	1751	51205											.129	1.615
[illegible]	[illegible]	51206	19.7	227	450	663	93	63	217	381	1120	308		
5187050A	1751	51206	17.8	206	442	652	101	68	182	408	957	295		
5187080A	1751	51206	17.8	207	449	626	98	66	181	404	1050	309		
5187090A	1751	51206	16.9	199	431	625	90	68	196	335	1017	292		
5187110A	1751	51206	18	208	434	695	98	74	214	291	1053	323	.15	.8
5190983A	1751	51227											.129	1.5
5190996A	1751	51226											.144	1.409
5191037A	1751	51227											.138	1.54
5191040A	1751	51227	18.8	208	550	459	69	104	254	323	1090	315		
5191090A	1751	51227	17	191	466	582	107	65	231	381	867	302		
5191110A	1751	51227	18.8	209	460	595	113	65	278	415	1037	338	.15	1.515
5193654A	1751	51243											.133	1.127
5206110A	1751	51325											.15	1.274
5206182A	1751	51325											.15	1.965
5206190A	1751	51325	18.2	192	485	619	99	63	239	435	1070	312		
5206274A	1751	51325											.15	2.325
5206319A	1751	51325											.15	2.187

TOTAL P.05

Patti Weaver

mm

NOV 03 2000 15:54 SI KINGSOLD TEXAS P.01/08

SYNTHETIC INDUSTRIES

Geosynthetic Products Division

10/30/2000

Serrot International LA
Mary Villnurve
7943 Pecue Lane
Baton Rouge LA 70809
BOL 80073520 PO
Ref: Trail Ridge LF

This is to certify that Product GEOTEX 1751 , a nonwoven polypropylene geotextile produced by Synthetic Industries, will meet the following certifiable minimum average values when tested in accordance with the proper ASTM test methods. A minimum average roll value is calculated as the mean minus two standard deviations, yielding a 97.5 percent confidence level. This geotextile has been continuously inspected for the presence of needles and none were detected.

Physical Property	Test Method	MARV		SI Unit	
Mass Per Unit Area	ASTM D-5261	16.6	oz/yd2	(562.74)	g/m2
Thickness	ASTM D-5199	175	mils	(4.445)	mm
Tensile Strength	ASTM D-4632	395	lbs	(1757.7	N
Elongation	ASTM D-4632	50	%	50	%
Trapezoidal Tear	ASTM D-4533	160	lbs	(712)	N
Mullen Burst	ASTM D-3786	850	psi	(5859.9)	kPa
Puncture Strength	ASTM D-4833	260	lbs	(1157)	N
A.O.S.	ASTM D-4751	100	Sieve	0.15	mm
Permittivity	ASTM D-4491	0.70	sec-1	0.70	sec-1
Permeability	ASTM D-4491	0.27	cm/sec	0.27	cm/sec
Water Flow Rate	ASTM D-4491	50	gpm/ft2	(2037.235	lpm/m2
UV Resistance	ASTM D-4355	70	%	70	%

Strength Retained after 500 hours exposure in Xenon Arc Weatherometer

Sincerely

Patti Weaver

Patti Weaver
Technical Manager
Geosynthetic Products Division

Seller makes no warranty express or implied concerning the product furnished hereunder other than at the time of delivery it shall be of the quality and specification stated herein. ANY IMPLIED WARRANTY OF FITNESS FOR A PARTICULAR PURPOSE IS EXPRESSLY EXCLUDED AND TO THE EXTENT THAT IF IT IS CONTRARY TO THE FOREGOING SENTENCE ANY IMPLIED WARRANTY OF MERCHANTABILITY IS EXPRESSLY EXCLUDED. Any recommendations made by the Seller concerning uses or applications of said product are believed reliable and Seller makes no warranty of results to be obtained. If the product does not meet Synthetic Industries current published specifications, and the Customer gives notice to Synthetic Industries before installing the product, then Synthetic Industries will replace the product without charge or refund the purchase price. This Data Sheet supersedes all previous Data Sheets for this style and is subject to change without notice. The effective date for this product data is 3/25/2000

Synthetic Industries, Inc.
4019 Industry Drive • Chattanooga, Tennessee • 37416 • USA
Telephone • 423-899-0444 • Fax • 423-899-7619 • 1-800-621-0444

Synthetic Industries

Individual Roll Data

Bill of Lading 80073520

Roll #	Style	Batch	Weight	Thick	Tensile		Elongation		T.Tear		Burst	Punct	AOS	Permittivity
					MD	XMD	MD	XMD	MD	XMD				
			Osy	mils	lbs	lbs	%	%	lbs	lbs	psi	lbs	mm	sec-1
			D5261	D5199	D4632	D4632	D4632	D4632	D4533	D4533	D3786	D4833	D4751	D4491
5187010A	1751	51206	17.4	199	450	677	87	75	202	374	1083	319		
5187141A	1751	51206											.132	1.428
5190995A	1751	51226											.144	1.5[illegible]
5191000A	1751	51226	17.2	196	412	548	107	70	176	261	1047	305	.112	1.166
5191010A	1751	51227	18.3	206	445	626	114	73	251	369	1027	305		
5191017A	1751	51227											.13	1.54
5191020A	1751	51227	17.9	194	463	604	117	71	224	319	850	285		
5191036A	1751	51227											.138	1.54
[illegible]	1751	51227	17.4	207	472	595	114	69	230	353	1007	327		
5191050A	1751	51227	17.8	208	469	611	120	73	214	281	993	299		
5193655A	1751	51243											.133	1.127

Synthetic Industries' current standard manufacturing quality control (MQC) testing frequency for GEOTEX nonwoven geotextiles is one (1) test per 90,000 sf (8,360 sm) for index properties (mass per unit area, thickness, grab tensile and elongation, trapezoidal tear, mullen burst and puncture resistance) for styles heavier than 601 and one (1) test per 162,000 sf (15,000 sm) for index properties for style 601 and lighter. Although we strive to test our nonwoven geotextiles for apparent opening size (AOS) and Permittivity/permeability/water flow rate approximately once every 540,000 sf (50,160 sm), the actual frequency of testing for performance properties will vary depending upon production schedules, product availability, customer requirements, job specifications or other agreements arranged with Synthetic Industries prior to the time of purchase. If additional testing is needed to meet higher frequencies required by the project specifications, it is the purchaser's responsibility to notify Synthetic Industries and ask for assistance in calculating the costs for the additional tests.

Once rolls of nonwoven geotextiles are produced, inspected and the test results from the frequency stated above indicates that materials produced during the production run meets our published minimum average roll values, approved rolls are shipped for storage until an order requires the material to be shipped. Since rolls are loaded at the warehouse independent of production sequence test results listed above may include data from rolls which were not shipped. However, the data provided is from the same production run as the rolls actually shipped on this bill of lading.

mm

SYNTHETIC INDUSTRIES

Geosynthetic Products Division

8/31/2000

Serrot International LA
Mary Villnurve
7943 Pecue Lane
Baton Rouge LA 70809
BOL PO 12755OD
Ref: Job 10379 Order 00005135 WMI Trail Ridge

This is to certify that Product GEOTEX 1751 , a nonwoven polypropylene geotextile produced by Synthetic Industries, will meet the following certifiable minimum average values when tested in accordance with the proper ASTM test methods. A minimum average roll value is calculated as the mean minus two standard deviations, yielding a 97.5 percent confidence level. This geotextile has been continuously inspected for the presence of needles and none were detected.

Physical Property	Test Method	MARV		SI Unit	
Mass Per Unit Area	ASTM D-5261	16.6	oz/yd2	(562.74)	g/m2
Thickness	ASTM D-5199	175	mils	(4.445)	mm
Tensile Strength	ASTM D-4632	395	lbs	(1757.7	N
Elongation	ASTM D-4632	50	%	50	%
Trapezoidal Tear	ASTM D-4533	160	lbs	(712)	N
Mullen Burst	ASTM D-3786	850	psi	(5859.9)	kPa
Puncture Strength	ASTM D-4833	260	lbs	(1157)	N
A.O.S.	ASTM D-4751	100	Sieve	0.15	mm
Permittivity	ASTM D-4491	0.70	sec-1	0.70	sec-1
Permeability	ASTM D-4491	0.27	cm/sec	0.27	cm/sec
Water Flow Rate	ASTM D-4491	50	gpm/ft2	(2037.235	lpm/m2
UV Resistance	ASTM D-4355	70	%	70	%

Strength Retained after 500 hours exposure in Xenon Arc Weatherometer

Sincerely

Patti Weaver
Technical Manager
Geosynthetic Products Division

Seller makes no warranty express or implied concerning the product furnished hereunder other than at the time of delivery it shall be of the quality and specification stated herein. ANY IMPLIED WARRANTY OF FITNESS FOR A PARTICULAR PURPOSE IS EXPRESSLY EXCLUDED AND TO THE EXTENT THAT IF IT IS CONTRARY TO THE FOREGOING SENTENCE ANY IMPLIED WARRANTY OF MERCHANTABILITY IS EXPRESSLY EXCLUDED. Any recommendations made by the Seller concerning uses or applications of said product are believed reliable and Seller makes no warranty of results to be obtained. If the product does not meet Synthetic Industries current published specifications and the Customer gives notice to Synthetic Industries before installing the product, then Synthetic Industries will replace the product without charge or refund the purchase price. This Data Sheet supersedes all previous Data Sheets for this style and is subject to change without notice. The effective date for this product data is 3/29/2000

Synthetic Industries, Inc.
4019 Industry Drive • Chattanooga, Tennessee • 37416 • USA
Telephone • 423-899-0444 • Fax • 423-899-7619 • 1-800-621-0444

Synthetic Industries
Individual Roll Data
Bill of Lading: 47568501

PoNumber:
ShipDate:
CustomerNumber:

Roll Number	Style	Mass	Thickness	Tensile		Elongation		Trap Tear		Burst	Puncture
		Osy D5261	mils D5199	MD lbs D4632	CD lbs D4632	MD % D4632	CD % D4632	MD lbs D4533	CD lbs D4533	psi D3786	lbs D4833
5206060A	1751	17.1	196	468	591	103	66	213	383	983	325
5206070A	1751	17.9	200	455	595	100	61	212	429	1040	382
5206080A	1751	19.3	215	490	625	100	61	235	388	1023	340
5206120A	1751	17.0	190	460	586	96	64	209	440	913	301
5206140A	1751	18.4	195	450	645	101	64	236	455	983	319
5206190A	1751	18.2	192	485	619	99	63	239	435	1070	312
5206280A	1751	18.8	211	462	621	96	62	227	311	1033	324
5206300A	1751	18.6	204	476	589	96	62	246	438	940	303
5206310A	1751	17.8	205	463	559	97	59	208	328	1100	298
5206330A	1751	17.5	199	439	567	96	60	207	342	1017	315
5206340A	1751	18.3	208	457	589	99	59	208	352	943	353
5206360A	1751	17.3	202	472	600	98	67	233	382	950	326

Patti Weaver

Synthetic Industries

AOS AND PERMITTIVITY

All Records

Roll #	Style	AOS	Permittivity
5206062A	1751	.15	1.533
5206075A	1751	.15	1.597
5206088A	1751	.15	1.634
5206107A	1751	.15	1.274
5206122A	1751	.15	2.235
5206141A	1751	.15	2.183
5206189A	1751	.15	1.965
5206220A	1751	.15	2.22
5206281A	1751	.15	1.473
5206296A	1751	.15	2.19
5206300A	1751	.15	1.615
5206319A	1751	.15	2.4
5206330A	1751	.15	2.438
5206340A	1751	.15	1.8
5206341A	1751	.15	2.014
5206352A	1751	.15	1.304

Patti Weaver

SYNTHETIC INDUSTRIES

Geosynthetic Products Division

Serrot International
Scott Stalker
7943 Pecue Lane
Baton Rouge LA 70809
BOL 80096781 PO
Ref: Trail Ridge

4/5/2001

This is to certify that Product GEOTEX 1751 , a nonwoven polypropylene geotextile produced by S I Corporation, will meet the following certifiable minimum average values when tested in accordance with the proper ASTM test methods. A minimum average roll value is calculated as the mean minus two standard deviations, yielding a 97.5 percent confidence level. This geotextile has been continuously inspected for the presence of needles and none were detected.

Physical Property	Test Method	US Units		SI Unit	
Mass Per Unit Area	ASTM D-5261	16.6	oz/yd2	(562.74)	g/m2
Thickness	ASTM D-5199	175	mils	(4.445)	mm
Tensile Strength	ASTM D-4632	395	lbs	(1757.7	N
Elongation	ASTM D-4632	50	%	50	%
Trapezoidal Tear	ASTM D-4533	160	lbs	(712)	N
Mullen Burst	ASTM D-3786	850	psi	(5859.9)	kPa
Puncture Strength	ASTM D-4833	260	lbs	(1157)	N
A.O.S.	ASTM D-4751	100	Sieve	0.15	mm
Permittivity	ASTM D-4491	0.7	sec-1	0.7	sec-1
Permeability	ASTM D-4491	0.27	cm/sec	0.27	cm/sec
Water Flow Rate	ASTM D-4491	50	gpm/ft2	(2037.235	lpm/m2
UV Resistance	ASTM D-4355	70	%	70	%

Strength Retained after 500 hours exposure in Xenon Arc Weatherometer

Sincerely

Sid Weiser

Sid Weiser
Product Manager
SI Geosolutions

Seller makes no warranty express or implied concerning the product furnished hereunder other than at the time of delivery it shall be of the quality and specification stated hereon. ANY IMPLIED WARRANTY OF FITNESS FOR A PARTICULAR PURPOSE IS EXPRESSLY EXCLUDED AND TO THE EXTENT THAT IF IT IS CONTRARY TO THE FOREGOING SENTENCE ANY IMPLIED WARRANTY OF MERCHANTABILITY IS EXPRESSLY EXCLUDED. Any recommendations made by the Seller concerning uses or applications of said product are believed reliable and Seller makes no warranty of results to be obtained. If the product does not meet S I Corporation current published specifications and the Customer gives notice to S I Corporation before installing the product, then S I Corporation will replace the product without charge or refund the purchase price. This Data Sheet supercedes all previous Data Sheets for this style and is subject to change without notice. The effective date for this product data is:

1/23/2001

Individual Roll Data
Bill of Lading 80096781

Roll #	Style	Batch	Weight	Thick	Tensile		Elongation		T.Tear		Burst	Punct
					MD	XMD	MD	XMD	MD	XMD		
			Osy	mils	lbs	lbs	%	%	lbs	lbs	psi	lbs
			D5261	D5199	D4632	D4632	D4632	D4632	D4533	D4533	D3786	D4833
A512810A	1751	51442	17.5	179	520	700	118	69	185	320	1133	288
A512830A	1751	51442	17.7	182	489	667	112	66	182	320	1140	297
A512880A	1751	51442	18.2	180	464	694	113	71	207	332	1180	315
A512900A	1751	51442	17.7	181	467	641	118	68	165	276	1117	301
A512920A	1751	51442	17.5	179	494	728	118	71	163	308	983	290
A512950A	1751	51442	17.4	175	470		117		182		980	284
A512960A	1751	51442	18.4	185	471	719	111	70	192	378	1027	310
A512960A	1751	51442	18.4	185	471	719	111	70	192	378	1027	310
A512985A	1751	51442	17	166	433	700	116	66	168	234		292
A513010A	1751	51442	18.3	175	457	729	114	67	161	320	878	304
A513030A	1751	51442	18.6	186	515	792	130	72	183	316	953	309
A513085A	1751	51442	19.5	200	501	808	101	69	250	380		376
A513140A	1751	51442	18.5	194	491	709	114	69	196	306	967	301
A513170A	1751	51442	18.6	187	509	719	120	72	185	315	890	318
A513190A	1751	51442	18.2	190	490	701	113	76	196	297	900	320

Synthetic Industries' current standard manufacturing quality control (MQC) testing frequency for GEOTEX nonwoven geotextiles is one (1) test per 90,000 sf (8,360 sm) for index properties (mass per unit area, thickness, grab tensile and elongation, trapezoidal tear, mullen burst and puncture resistance) for styles heavier than 601 and one (1) test per 162,000 sf (15,000 sm) for index properties for style 601 and lighter. Although we strive to test our nonwoven geotextiles for apparent opening size (AOS) and Permittivity/permeability/water flow rate approximately once every 540,000 sf (50,160 sm), the actual frequency of testing for performance properties will vary depending upon production schedules, product availability, customer requirements, job specifications or other agreements arranged with Synthetic Industries prior to the time of purchase. If additional testing is needed to meet higher frequencies required by the project specifications, it is the purchaser's responsibility to notify Synthetic Industries and ask for assistance in calculating the costs for the additional tests.

Once rolls of nonwoven geotextiles are produced, inspected and the test results from the frequency stated above indicates that materials produced during the production run meets our published minimum average roll values, approved rolls are shipped for storage until an order requires the material to be shipped. Since rolls are loaded at the warehouse independent of production sequence test results listed above may include data from rolls which were not shipped. However, the data provided is from the same production run as the rolls actually shipped on this bill of lading

SYNTHETIC INDUSTRIES

Geosynthetic Products Division

4/23/2001

Serrot International
Scott Stalker
7843 Pecue Lane
Baton Rouge LA 70809
BOL 80099749 PO 1931BOD
Ref: Job 10379 Order 00005135 Trail Ridge LF

This is to certify that Product GEOTEX 1751 , a nonwoven polypropylene geotextile produced by S I Corporation, will meet the following certifiable minimum average values when tested in accordance with the proper ASTM test methods. A minimum average roll value is calculated as the mean minus two standard deviations, yielding a 97.5 percent confidence level. This geotextile has been continuously inspected for the presence of needles and none were detected.

Physical Property	Test Method	US Units		SI Unit	
Mass Per Unit Area	ASTM D-5261	16.6	oz/yd2	(562.74)	g/m2
Thickness	ASTM D-5199	175	mils	(4.445)	mm
Tensile Strength	ASTM D-4632	395	lbs	(1757.7	N
Elongation	ASTM D-4632	50	%	50	%
Trapezoidal Tear	ASTM D-4533	160	lbs	(712)	N
Mullen Burst	ASTM D-3786	850	psi	(5869.9)	kPa
Puncture Strength	ASTM D-4833	260	lbs	(1157)	N
A.O.S.	ASTM D-4751	100	Sieve	0.15	mm
Permittivity	ASTM D-4491	0.7	sec-1	0.7	sec-1
Permeability	ASTM D-4491	0.27	cm/sec	0.27	cm/sec
Water Flow Rate	ASTM D-4491	60	gpm/ft2	(2037.235	lpm/m2
UV Resistance	ASTM D-4355	70	%	70	%

Strength Retained after 500 hours exposure in Xenon Arc Weathermeter

Sincerely

Sid Weiser

Sid Weiser
Product Manager
SI Geosolutions

Seller makes no warranty express or implied concerning the product furnished hereunder either now or in the time of delivery it shall be of the quality and specification stated herein. ANY IMPLIED WARRANTY OF FITNESS FOR A PARTICULAR PURPOSE IS EXPRESSLY EXCLUDED AND TO THE EXTENT THAT IF IT IS CONTRARY TO THE FOREGOING SENTENCE ANY IMPLIED WARRANTY OF MERCHANTABILITY IS EXPRESSLY EXCLUDED. Any recommendations made by the Seller concerning uses or applications of said product are believed reliable and Seller makes no warranty of results to be obtained. If the product does not meet S I Corporation current published specifications, and the Customer gives notice to S I Corporation before installing the product, then S I Corporation will replace the product without charge or refund the purchase price. This Data Sheet supersedes all previous Data Sheets for this style and is subject to change without notice. The effective date for this product data is

1/23/2001

Synthetic Industries, Inc.
4019 Industry Drive • Chattanooga, Tennessee • 37416 • USA
Telephone • 423-899-0444 • Fax • 423-899-7619 • 1-800-621-0444

Individual Roll Data

Bill of Lading

Roll #	Style	Batch	Weight	Thick	Tensile MD	Tensile XMD	Elongation MD	Elongation XMD	T.Tear MD	T.Tear XMD	Burst	Punct	AOS	Permittivity
			Osy D5261	mils D5199	lbs D4632	lbs D4632	% D4632	% D4632	lbs D4533	lbs D4533	psi D3786	lbs D4833	mm D4751	sec-1 D4491
A512800A	1751	51442	17.7	181	467	641	116	68	166	276	1117	301		
A512930A	1751	51442	17.5	179	494	728	116	71	183	308	983	290		
A512965A	1751												.125	1.424

Synthetic Industries' current standard manufacturing quality control (MQC) testing frequency for GEOTEX nonwoven geotextiles is one (1) test per 80,000 sf (8,350 sm) for index properties (mass per unit area, thickness, grab tensile and elongation, trapezoidal tear, mullen burst and puncture resistance) for styles heavier than 601 and one (1) test per 162,000 sf (15,000 sm) for index properties for style 601 and lighter. Although we strive to test our nonwoven geotextiles for apparent opening size (AOS) and Permitivity/permeability/water flow rate approximately once every 540,000 sf (50,160 sm), the actual frequency of testing for performance properties will vary depending upon production schedules, product availability, customer requirements, job specifications or other agreements arranged with Synthetic Industries prior to the time of purchase. If additional testing is needed to meet higher frequencies required by the project specifications, it is the purchaser's responsibility to notify Synthetic Industries and ask for assistance in calculating the costs for the additional tests.

Once rolls of nonwoven geotextiles are produced, inspected and the test results from the frequency stated above indicates that materials produced during the production run meets our published minimum average roll values, approved rolls are shipped for storage until an order requires the material to be shipped. Since rolls are loaded at the warehouse independent of production sequence test results listed above may include data from rolls which were not shipped. However, the data provided is from the same production run as the rolls actually shipped on this bill of lading.

mm

APR-24-2001 16:54 SI RINGGOLD TECHNI P.02

SI Geosolutions

6/4/2001

Serrot International Jon
Jon Edens
7943 Pecue Lane
Baton Rouge LA 70809
BOL PO
Ref: Batch #51323 Trail Ridge

This is to certify that Product GEOTEX 1751 , a nonwoven polypropylene geotextile produced by S I Corporation, will meet the following certifiable minimum average values when tested in accordance with the proper ASTM test methods. A minimum average roll value is calculated as the mean minus two standard deviations, yielding a 97.5 percent confidence level. This geotextile has been continuously inspected for the presence of needles and none were detected.

Physical Property	Test Method	US Units		SI Unit	
Mass Per Unit Area	ASTM D-5261	16.6	oz/yd2	(562.74)	g/m2
Thickness	ASTM D-5199	175	mils	(4.445)	mm
Tensile Strength	ASTM D-4632	395	lbs	(1757.7	N
Elongation	ASTM D-4632	50	%	50	%
Trapezoidal Tear	ASTM D-4533	160	lbs	(712)	N
Mullen Burst	ASTM D-3786	850	psi	(5859.9)	kPa
Puncture Strength	ASTM D-4833	260	lbs	(1157)	N
A.O.S.	ASTM D-4751	100	Sieve	0.15	mm
Permittivity	ASTM D-4491	0.7	sec-1	0.7	sec-1
Permeability	ASTM D-4491	0.27	cm/sec	0.27	cm/sec
Water Flow Rate	ASTM D-4491	50	gpm/ft2	(2037.235	lpm/m2
UV Resistance	ASTM D-4355	70	%	70	%

Strength Retained after 500 hours exposure in Xenon Arc Weatherometer

Sincerely

Frank P. Pace

Frank P. Pace, P.E.
Manager - Engineering Services
SI Geosolutions

Seller makes no warranty express or implied concerning the product furnished hereunder other than at the time of delivery it shall be of the quality and specification stated herein. ANY IMPLIED WARRANTY OF FITNESS FOR A PARTICULAR PURPOSE IS EXPRESSLY EXCLUDED AND TO THE EXTENT THAT IF IT IS CONTRARY TO THE FOREGOING SENTENCE ANY IMPLIED WARRANTY OF MERCHANTABILITY IS EXPRESSLY EXCLUDED. Any recommendations made by the Seller concerning uses or applications of said product are believed reliable and Seller makes no warranty of results to be obtained. If the product does not meet S I Corporation current published specifications, and the Customer gives notice to S I Corporation before installing the product, then S I Corporation will replace the product without charge or refund the purchase price. This Data Sheet supersedes all previous Data Sheets for this style and is subject to change without notice. The effective date for this product data is

1/23/2001

6025 Lee Highway, Suite 435 • Chattanooga, TN 37421
Ph: 423-899-0444 • Fax: 423-899-7619

SI Geosolutions

6/4/2001

Serrot International Jon
Jon Edens
7943 Pecue Lane
Baton Rouge LA 70809
BOL PO
Ref: Batch #51243 Trail Ridge

This is to certify that Product GEOTEX 1751 , a nonwoven polypropylene geotextile produced by S I Corporation, will meet the following certifiable minimum average values when tested in accordance with the proper ASTM test methods. A minimum average roll value is calculated as the mean minus two standard deviations, yielding a 97.5 percent confidence level. This geotextile has been continuously inspected for the presence of needles and none were detected.

Physical Property	Test Method	US Units		SI Unit	
Mass Per Unit Area	ASTM D-5261	16.6	oz/yd2	(562.74)	g/m2
Thickness	ASTM D-5199	175	mils	(4.445)	mm
Tensile Strength	ASTM D-4632	395	lbs	(1757.7	N
Elongation	ASTM D-4632	50	%	50	%
Trapezoidal Tear	ASTM D-4533	160	lbs	(712)	N
Mullen Burst	ASTM D-3786	850	psi	(5859.9)	kPa
Puncture Strength	ASTM D-4833	260	lbs	(1157)	N
A.O.S.	ASTM D-4751	100	Sieve	0.15	mm
Permittivity	ASTM D-4491	0.7	sec-1	0.7	sec-1
Permeability	ASTM D-4491	0.27	cm/sec	0.27	cm/sec
Water Flow Rate	ASTM D-4491	50	gpm/ft2	(2037.235	lpm/m2
UV Resistance	ASTM D-4355	70	%	70	%

Strength Retained after 500 hours exposure in Xenon Arc Weatherometer

Sincerely

Frank P. Pace, P.E.
Manager - Engineering Services
SI Geosolutions

Seller makes no warranty express or implied concerning the product furnished hereunder other than at the time of delivery it shall be of the quality and specification stated herein. ANY IMPLIED WARRANTY OF FITNESS FOR A PARTICULAR PURPOSE IS EXPRESSLY EXCLUDED AND TO THE EXTENT THAT IF IT IS CONTRARY TO THE FOREGOING SENTENCE ANY IMPLIED WARRANTY OF MERCHANTABILITY IS EXPRESSLY EXCLUDED. Any recommendations made by the Seller concerning uses or applications of said product are believed reliable and Seller makes no warranty of results to be obtained. If the product does not meet S I Corporation current published specifications, and the Customer gives notice to S I Corporation before installing the product, then S I Corporation will replace the product without charge or refund the purchase price. This Data Sheet supersedes all previous Data Sheets for this style and is subject to change without notice. The effective date for this product data is 1/23/2001

6025 Lee Highway, Suite 435 • Chattanooga, TN 37421
Ph: 423 899-0444 • Fax: 423-899-7619

SI Geosolutions

6/4/2001

Serrot International Jon
Jon Edens
7943 Pecue Lane
Baton Rouge LA 70809
BOL PO
Ref: Batch #51327 Trail Ridge

This is to certify that Product GEOTEX 1751 , a nonwoven polypropylene geotextile produced by S I Corporation, will meet the following certifiable minimum average values when tested in accordance with the proper ASTM test methods. A minimum average roll value is calculated as the mean minus two standard deviations, yielding a 97.5 percent confidence level. This geotextile has been continuously inspected for the presence of needles and none were detected.

Physical Property	Test Method	US Units		SI Unit	
Mass Per Unit Area	ASTM D-5261	16.6	oz/yd2	(562.74)	g/m2
Thickness	ASTM D-5199	175	mils	(4.445)	mm
Tensile Strength	ASTM D-4632	395	lbs	(1757.7	N
Elongation	ASTM D-4632	50	%	50	%
Trapezoidal Tear	ASTM D-4533	160	lbs	(712)	N
Mullen Burst	ASTM D-3786	850	psi	(5859.9)	kPa
Puncture Strength	ASTM D-4833	260	lbs	(1157)	N
A.O.S.	ASTM D-4751	100	Sieve	0.15	mm
Permittivity	ASTM D-4491	0.7	sec-1	0.7	sec-1
Permeability	ASTM D-4491	0.27	cm/sec	0.27	cm/sec
Water Flow Rate	ASTM D-4491	50	gpm/ft2	(2037.235	lpm/m2
UV Resistance	ASTM D-4355	70	%	70	%

Strength Retained after 500 hours exposure in Xenon Arc Weatherometer

Sincerely

Frank P. Pace

Frank P. Pace, P.E.
Manager - Engineering Services
SI Geosolutions

Seller makes no warranty express or implied concerning the product furnished hereunder other than at the time of delivery it must be of the quality and specification stated herein. ANY IMPLIED WARRANTY OF FITNESS FOR A PARTICULAR PURPOSE IS EXPRESSLY EXCLUDED AND TO THE EXTENT THAT IF IT IS CONTRARY TO THE FOREGOING SENTENCE ANY IMPLIED WARRANTY OF MERCHANTABILITY IS EXPRESSLY EXCLUDED. Any recommendations made by the Seller concerning uses or applications of said product are believed reliable and Seller makes no warranty of results to be obtained. If the product does not meet S I Corporation current published specifications, and the Customer gives notice to S I Corporation before installing the product, then S I Corporation will replace the product without charge or refund the purchase price. This Data Sheet supersedes all previous Data Sheets for this style and is subject to change without notice. The effective date for this product data is 1/23/2001

6025 Lee Highway, Suite 435 • Chattanooga, TN 37421
Ph: 423-899-0444 • Fax: 423-899-7319

Roll Numt	Style	Color	Thickness	AOS	Permittivity	Weight	Tensile		Elongation		Trap Tear		Burst	Punct
BOL#							MD D4632	XMD D4632	MD D4632	XMD D4632	MD D4533	XMD D4533	psi D3786	
5194070A	1751	[illegible]	196	[illegible]	[illegible]	18.00	469.4	480.5	102.0	59.1	260.1	418.0	920	305.1
5206070A	1751	[illegible]	200.4	0.15	1.533	17.92	464.7	594.8	99.6	60.9	212.1	428.6	1040	382.4
5206495A	1751	[illegible]	214.6	0.15	2.25	19.33	490.3	625.2	93.3	60.9	235.0	387.5	1023	339.8

SECTION E-5

Geosynthetic Clay Liner

BENTOFIX TECHNOLOGIES, INC.

BENTOFIX MANUFACTURING CERTIFICATION

CUSTOMER: SERROT INTERNATIONAL, INC. **DATE:** 07-15-2000

PROJECT: WMI/ TRAIL RIDGE LF **NO.ROLLS:** 70

ORDER/JOB#: 12720OD-5135/10379 **PRODUCT TYPE:** BENTOFIX NS

Bentofix Technologies, Inc. hereby certifies that the Bentofix Geosynthetic Clay Liner purchased and shipped for the above referenced project meets or exceeds Bentofix Technologies, Inc.'s specifications for Bentofix.

The Bentofix product has been continuously inspected for the presence of needles and is certified to be needle free.

The tests listed for the bentonite component have been performed on each batch of bentonite. The Swell Index according to ASTM D5890, the Moisture Content according to ASTM D4643 and the Fluid Loss according to ASTM D5891 were tested at least once per 50,000 square feet.

The tests listed for the finished geocomposite product have been performed at least once every 3,716 sq. mt. [40,000 sq. ft.] for the Bentonite Mass Per Unit Area according to ASTM D5993 and the Grab Tensile/Elongation and Peel Strength according to ASTM D4632.

The tests listed for the finished geocomposite product have been performed at least once every 18,580 sq. mt. [200,000 sq. ft.] for the geotextile components.

The finished geocomposite water permeability was tested at least once every 9,290 sq. mt. [100,000 sq. ft.] according to method ASTM D5084. The Index Flux was tested at least once per week according to ASTM D5887 and meets the required specification of < 1 x 10-8 m3/m2/sec.

The lot and roll numbers for this project are as follows:

LOT# B0071502

ROLL# 04632,04633,04635,04636,04638,04639,04641,04643,04644,04645,04646
04647,04649,04650,04652,04653,04654,04655,04656,04657,04658,04659
04660,04661,04662,04663,04664,04665,04667,04668,04669,04671,04672
04676,04677,04679,04680,04681,04682,04683,04685,04686,04687,04688
04689,04690,04691,04693,04695,04700,04701,04702,04703,04704,04705
04706,04707,04708,04709,04710,04711,04712,04713,04714,04715,04717
04718,04719,04720,04721

KEVIN NEWMAN
Quality Control Manager

07/20/2000
DATE

BENTOFIX TECHNOLOGIES INC.

Quality Control Certificate

J	Roll #	Date Produced	Product	Length	Width	BOL#
B0071502	04632	July 15, 2000	BENTOFIX NS	150.00	15.5 ft	
				45.72	4.72 m	

Finished Product

Type	BENTOFIX NS		
Mass	5,388 g/m²	1.101	lbs/ft²
Tensile Strength			
Length	46 Kg	101.20	lbs
Elongation			
Length	95 %		
Peels	10.30 Kg	22.66	lbs
Permeability	<5E-9 cm/s		
Moisture Content	8.5 %		

Top Layer

Type	NON-WOVEN		
Layer #	000711205B-1		
Mass	249 g/m²	0.051	lbs/ft²

Bottom Layer

Type	WOVEN		
Layer #	8213452		
Mass	110 g/m²	0.022	lbs/ft²

Bentonite

Mesh	30		
Shipment	458338		
Montmorillonite	90 %		
Swell Index	24 ml		
Moisture Content	9.1 %		
Moisture Absorption	679 %		
Mass of Bentonite	5,029 g/m²	1.028	lbs/ft²
Fluid Loss	14.0 ml		

BENTOFIX TECHNOLOGIES INC.

Quality Control Certificate

L	Roll #	Date Produced	Product	Length	Width	BOL#
B0071502	04633	July 15, 2000	BENTOFIX NS	150.00 45.72	15.5 ft 4.72 m	8534

Finished Product

Type	BENTOFIX NS			
Mass	5,388	g/m²	1.101	lbs/ft²
Tensile Strength				
Length	46	Kg	101.20	lbs
Elongation				
Length	95	%		
Peels	10.30	Kg	22.66	lbs
Permeability	[illegible]E-9	cm/s		
Moisture Content	7.6	%		

Top Layer

Type	NON-WOVEN			
Layer #	000711205B			
Mass	242	g/m²	0.049	lbs/ft²

Bottom Layer

Type	WOVEN			
Layer #	822 21			
Mass	110	g/m	0.022	lbs/ft²

Bentonite

Mesh	30			
Shipment	458338			
Montmorillonite	90	%		
Swell Index	24	ml		
Moisture Content	7.6	%		
Moisture Absorption	29	%		
Mass of Bentonite	5,036	g/m²	1.029	lbs/ft²
Fluid Loss	1.0	ml		

BENTOFIX TECHNOLOGIES INC.

Quality Control Certificate

Lo	Roll #	Date Produced	Product	Length	Width	BOL#
B0071502	04635	July 15, 2000	BENTOFIX NS	150.00 45.72	15.5 ft 4.72 m	8533

Finished Product

Type	BENTOFIX NS			
Mass	5,388	g/m²	1.101	lbs/ft²
Tensile Strength				
Length	46	Kg	101.20	lbs
Elongation				
Length	95	%		
Peels	10.30	Kg	22.66	lbs
Permeability	<5E-9	cm/s		
Moisture Content	7.6	%		

Top Layer

Type	NON-WOVEN			
Layer #	000711205B			
Mass	242	g/m²	0.049	lbs/ft²

Bottom Layer

Type	WOVEN			
Layer #	8223211			
Mass	110	g/m²	0.022	lbs/ft²

Bentonite

Mesh	30			
Shipment	458338			
Montmorillonite	90	%		
Swell Index	24	ml		
Moisture Content	7.6	%		
Moisture Absorption	679	%		
Mass of Bentonite	5,036	g/m²	1.029	lbs/ft²
Fluid Loss	14.0	ml		

BENTOFIX TECHNOLOGIES INC.

Quality Control Certificate

L	Roll #	Date Produced	Product	Length	Width	BOL#
B0071502	04641	July 15, 2000	BENTOFIX NS	150.00 45.72	15.5 ft 4.72 m	8535

Finished Product

Type	BENTOFIX NS			
Mass	5,388	g/m²	1.101	lbs/ft²
Tensile Strength				
Length	46	Kg	101.20	lbs
Elongation				
Length	95	%		
Peels	10.30	Kg	22.66	lbs
Permeability	<5E-9	cm/s		
Moisture Content	7.6	%		

Top Layer

Type	NON-WOVEN			
Layer #	000711205B			
Mass	242	g/m²	0.049	lbs/ft²

Bottom Layer

Type	WOVEN			
Layer #	8223211			
Mass	110	g/m²	0.022	lbs/ft²

Bentonite

Mesh	30			
Shipment	458338			
Montmorillonite	90	%		
Swell Index	24	ml		
Moisture Content	7.6	%		
Moisture Absorption	679	%		
Mass of Bentonite	5,036	g/m²	1.029	lbs/ft²
Fluid Loss	14.0	ml		

BENTOFIX TECHNOLOGIES INC.

Quality Control Certificate

L	Roll #	Date Produced	Product	Length	Width	BOL#
B0071502	04649	July 15, 2000	BENTOFIX NS	150.00 45.72	15.5 ft 4.72 m	8533

Finished Product

Type	BENTOFIX NS			
Mass	5,641	g/m²	1.153	lbs/ft²
Tensile Strength				
Length	48	Kg	105.60	lbs
Elongation				
Length	97	%		
Peels	9.50	Kg	20.90	lbs
Permeability	<5E-9	cm/s		
Moisture Content	7.6	%		

Top Layer

Type	NON-WOVEN			
Layer #	000711205B			
Mass	242	g/m²	0.049	lbs/ft²

Bottom Layer

Type	WOVEN			
Layer #	8225075			
Mass	110	g/m²	0.022	lbs/ft²

Bentonite

Mesh	30			
Shipment	458338			
Montmorillonite	90	%		
Swell Index	24	ml		
Moisture Content	7.6	%		
Moisture Absorption	679	%		
Mass of Bentonite	5,289	g/m²	1.081	lbs/ft²
Fluid Loss	14.0	ml		

BENTOFIX TECHNOLOGIES INC.

Quality Control Certificate

I	Roll #	Date Produced	Product	Length	Width	BOL#
B0071502	04654	July 15, 2000	BENTOFIX NS	150.00 45.72	15.5 ft 4.72 m	

Finished Product

Type	BENTOFIX NS			
Mass	5,641	g/m²	1.153	lbs/ft²
Tensile Strength				
Length	48	Kg	105.60	lbs
Elongation				
Length	97	%		
Peels	9.50	Kg	20.90	lbs
Permeability	<5E-9	cm/s		
Moisture Content	8.5	%		

Top Layer

Type	NON-WOVEN			
Layer #	000711205B			
Mass	242	g/m²	0.049	lbs/ft²

Bottom Layer

Type	WOVEN			
Layer #	8085008			
Mass	110	g/m²	0.022	lbs/ft²

Bentonite

Mesh	30			
Shipment	458338			
Montmorillonite	90	%		
Swell Index	24	ml		
Moisture Content	9.1	%		
Moisture Absorption	679	%		
Mass of Bentonite	5,289	g/m²	1.081	lbs/ft²
Fluid Loss	14.0	ml		

BENTOFIX TECHNOLOGIES INC.

Quality Control Certificate

L	Roll #	Date Produced	Product	Length	Width	BOL
B0071502	04656	July 15, 200	BENTOFIX NS	150.00 45.72	15.5 ft 4.72 m	8534

Finished Product

Type	BENTOFIX NS			
Mass	5.641	g/m²	1.153	lbs/ft²
Tensile Strength				
Length	48	Kg	105.60	lbs
Elongation				
Length	97	%		
Peels	9.50	Kg	20.90	lbs
Permeability	<5E-9	cm/s		
Moisture Content	7.6	%		

Top Layer

Type	NON-WOVEN			
Layer #	00071120513			
Mass	242	g/m²	0.049	lbs/ft²

Bottom Layer

Type	WOVEN			
Layer #	8225075			
Mass	110	g/m²	0.022	lbs/ft²

Bentonite

Mesh	30			
Shipment	458338			
Montmorillonite	90	%		
Swell Index	24	ml		
Moisture Content	7.6	%		
Moisture Absorption	6.70	%		
Mass of Bentonite	5.289	g/m²	1.081	lbs/ft²
Fluid Loss	14.0	ml		

BENTOFIX TECHNOLOGIES INC.

Quality Control Certificate

Lot	Roll #	Date Produced	Product	Length	Width	BOL#
B0071502	04664	July 15, 2000	BENTOFIX NS	150.00 45.72	15.5 ft 4.72 m	8533

Finished Product

Type	BENTOFIX NS			
Mass	5,732	g/m²	1.172	lbs/ft²
Tensile Strength				
Length	52	Kg	114.40	lbs
Elongation				
Length	126	%		
Peels	8.50	Kg	18.70	lbs
Permeability	<5E-9	cm		
Moisture Content	7.6	%		

Top Layer

Type	NON-WOVEN			
Layer #	000711205B			
Mass	242	g/m²	0.049	lbs/ft²

Bottom Layer

Type	WOVEN			
Layer #	8225075			
Mass	110	g/m²	0.022	lbs/ft²

Bentonite

Mesh	30			
Shipment	458338			
Montmorillonite	90	%		
Swell Index	24	ml		
Moisture Content	7.6	%		
Moisture Absorption	679	%		
Mass of Bentonite	5,380	g/m²	1.100	lbs/ft²
Fluid Loss	14.0	ml		

BENTOFIX TECHNOLOGIES INC.

Quality Control Certificate

L	Roll #	Date Produced	Product	Length	Width	BOL#
B0071502	04669	July 15, 2000	BENTOFIX NS	150.00 45.72	15.5 ft 4.72 m	8534

Finished Product

Type	BENTOFIX NS			
Mass	5,732	g/m²	1.172	lbs/ft²
Tensile Strength				
Length	52	Kg	114.40	lbs
Elongation				
Length	126	%		
Peels	8.50	Kg	18.70	lbs
Permeability	5E-9	cm/s		
Moisture Content	7.6	%		

Top Layer

Type	NON-WOVEN			
Layer #	00[illegible]1120SB			
Mass	242	g/m²	0.049	lbs/ft²

Bottom Layer

Type	WOVEN			
Layer #	8225073			
Mass	110	g/m²	0.022	lbs/ft²

Bentonite

Mesh	30			
Shipment	458338			
Montmorillonite	90	%		
Swell Index	24	ml		
Moisture Content	7.6	%		
Moisture Absorption	679	%		
Mass of Bentonite	5,330	g/m²	1.100	lbs/ft²
Fluid Loss	14.0	ml		

BENTOFIX TECHNOLOGIES INC.

Quality Control Certificate

L	Roll #	Date Produced	Product	Length	Width	BOL#
B0071502	04672	July 15, 2000	BENTOFIX NS	150.00 45.72	15.5 ft 4.72 m	

Finished Product

Type	BENTOFIX NS			
Mass	5,732	g/m²	1.172	lbs/ft²
Tensile Strength				
Length	52	Kg	114.40	lbs
Elongation				
Length	126	%		
Peels	8.50	Kg	18.70	lbs
Permeability	<5E-9	cm/s		
Moisture Content	8.5	%		

Top Layer

Type	NON-WOVEN			
Layer #	000711205B			
Mass	242	g/m²	0.049	lbs/ft²

Bottom Layer

Type	WOVEN			
Layer #	8064416			
Mass	110	g/m²	0.022	lbs/ft²

Bentonite

Mesh	30			
Shipment	458338			
Montmorillonite	90	%		
Swell Index	24	ml		
Moisture Content	9.1	%		
Moisture Absorption	679	%		
Mass of Bentonite	5,380	g/m²	1.100	lbs/ft²
Fluid Loss	14.0	ml		

BENTOFIX TECHNOLOGIES INC.

Quality Control Certificate

Lo	Roll #	Date Produced	Product	Length	Width	BOL#
B0071502	04676	July 15, 2000	BENTOFIX NS	150.00 45.72	15.5 ft 4.72 m	8530

Finished Product

Type	BENTOFIX NS			
Mass	5,732	g/m²	1.172	lbs/ft²
Tensile Strength				
Length	52	Kg	114.40	lbs
Elongation				
Length	126	%		
Peels	8.50	Kg	18.70	lbs
Permeability	<5E-9	cm/s		
Moisture Content	7.6	%		

Top Layer

Type	NON-WOVEN			
Layer #	000711205B			
Mass	242	g/m²	0.049	lbs/ft²

Bottom Layer

Type	WOVEN			
Layer #	8234379			
Mass	110	g/m²	0.022	lbs/ft²

Bentonite

Mesh	30			
Shipment	458338			
Montmorillonite	90	%		
Swell Index	24	ml		
Moisture Content	7.6	%		
Moisture Absorption	679	%		
Mass of Bentonite	5,380	g/m	1.100	lbs/ft²
Fluid Loss	14.0	ml		

BENTOFIX TECHNOLOGIES INC.

Quality Control Certificate

Lot	Roll #	Date Produced	Product	Length	Width	BOL#
B0071502	04680	July 15, 2000	BENTOFIX NS	150.00 45.72	15.5 ft 4.72 m	8530

Finished Product

Type	BENTOFIX NS			
Mass	5.432	g/m²	1.110	lbs/ft²
Tensile Strength				
Length	53	Kg	116.60	lbs
Elongation				
Length	131	%		
Peels	6.90	Kg	15.18	lbs
Permeability	<5E-9	cm/s		
Moisture Content	7.6	%		

Top Layer

Type	NON-WOVEN			
Layer #	000711205B			
Mass	242	g/m²	0.049	lbs/ft²

Bottom Layer

Type	WOVEN			
Layer #	8234379			
Mass	110	g/m²	0.022	lbs/ft²

Bentonite

Mesh	30			
Shipment	458338			
Montmorillonite	90	%		
Swell Index	24	ml		
Moisture Content	7.6	%		
Moisture Absorption	679	%		
Mass of Bentonite	5.080	g/m²	1.038	lbs/ft²
Fluid Loss	14.0	ml		

BENTOFIX TECHNOLOGIES INC.

Quality Control Certificate

Lc	Roll #	Date Produced	Product	Length	Width	BOL#
B0071502	04681	July 15, 2000	BENTOFIX NS	150.00 45.72	15.5 ft 4.72 m	8533

Finished Product

Type	BENTOFIX NS			
Mass	5,432	g/m²	1.110	lbs/ft²
Tensile Strength				
Length	53	Kg	116.60	lbs
Elongation				
Length	131	%		
Peels	6.90	Kg	15.18	lbs
Permeability	<5E-9	cm/s		
Moisture Content	7.6	%		

Top Layer

Type	NON-WOVEN			
Layer #	0007112058			
Mass	242	g/m²	0.049	lbs/ft²

Bottom Layer

Type	WOVEN			
Layer #	8234379			
Mass	110	g/m²	0.022	lbs/ft²

Bentonite

Mesh	30			
Shipment	458338			
Montmorillonite	90	%		
Swell Index	24	ml		
Moisture Content	7.6	%		
Moisture Absorption	679	%		
Mass of Bentonite	5,080	g/m²	1.038	lbs/ft²
Fluid Loss	14.0	ml		

BENTOFIX TECHNOLOGIES INC.

Quality Control Certificate

Lot	Roll #	Date Produced	Product	Length	Width	BOL#
B0071502	04682	July 15, 2000	BENTOFIX NS	150.00 45.72	15.5 ft 4.72 m	8534

Finished Product

Type	BENTOFIX NS			
Mass	5.432	g/m²	1.110	lbs/ft²
Tensile Strength				
Length	53	Kg	116.60	lbs
Elongation				
Length	131	%		
Peels	6.90	Kg	15.18	lbs
Permeability	5E-9	m/s		
Moisture Content	7.6	%		

Top Layer

Type	NON-WOVEN			
Layer #	00071120SB			
Mass	242	g/m²	0.049	lbs/ft²

Bottom Layer

Type	WOVEN			
Layer #	8234379			
Mass	110	g/m²	0.022	lbs/ft²

Bentonite

Mesh	30			
Shipment	458338			
Montmorillonite	90	%		
Swell Index	24	ml		
Moisture Content	7.6	%		
Moisture Absorption	679	%		
Mass of Bentonite	5.080	g/m²	1.038	lbs/ft²
Fluid Loss	14.0	ml		

BENTOFIX TECHNOLOGIES INC.

Quality Control Certificate

I #	Roll #	Date Produced	Product	Length	Width	BOL#
B0071502	04695	July 15, 2000	BENTOFIX NS	150.00 45.72	15.5 ft 4.72 m	

Finished Product

Type	BENTOFIX NS			
Mass	5,418	g/m²	1.107	lbs/ft²
Tensile Strength				
Length	53	Kg	116.60	lbs
Elongation				
Length	137	%		
Peels	7.10	Kg	15.62	lbs
Permeability	<5E-9	cm/s		
Moisture Content	8.5	%		

Top Layer

Type	NON-WOVEN			
Layer #	000712205B			
Mass	270	g/m²	0.055	lbs/ft²

Bottom Layer

Type	WOVEN			
Layer #	7975623			
Mass	110	g/m²	0.022	lbs/ft²

Bentonite

Mesh	30			
Shipment	458338			
Montmorillonite	90	%		
Swell Index	24	ml		
Moisture Content	9.1	%		
Moisture Absorption	679	%		
Mass of Bentonite	5,038	g/m²	1.030	lbs/ft²
Fluid Loss	14.0	ml		

BENTOFIX TECHNOLOGIES INC.

Quality Control Certificate

L	Roll #	Date Produced	Product	Length	Width	BOL#
B0071502	04705	July 15, 2000	BENTOFIX NS	150.00 45.72	15.5 ft 4.72 m	8526

Finished Product

Type	BENTOFIX NS		
Mass	5,418 g/m²	1.107	lbs/ft²
Tensile Strength			
Length	53 Kg	116.60	lbs
Elongation			
Length	137 %		
Peels	7.10 Kg	15.62	lbs
Permeability	<5E-9 cm/s		
Moisture Content	7.6 %		

Top Layer

Type	NON-WOVEN		
Layer #	000712205B		
Mass	270 g/m²	0.055	lbs/ft²

Bottom Layer

Type	WOVEN		
Layer #	8235791		
Mass	110 g/m²	0.022	lbs/ft²

Bentonite

Mesh	30		
Shipment	458338		
Montmorillonite	90 %		
Swell Index	24 ml		
Moisture Content	7.6 %		
Moisture Absorption	679 %		
Mass of Bentonite	5,038 g/m²	1.030	lbs/ft²
Fluid Loss	14.0 ml		

BENTOFIX TECHNOLOGIES INC.

Quality Control Certificate

L	Roll #	Date Produced	Product	Length	Width	BOL#
B0071502	04710	July 15, 2000	BENTOFIX NS	150.00	15.5 ft	
				45.72	4.72 m	

Finished Product

Type	BENTOFIX NS			
Mass	5,397	g/m²	1.103	lbs/ft²
Tensile Strength				
Length	54	Kg	118.80	lbs
Elongation				
Length	115	%		
Peels	10.70	Kg	23.54	lbs
Permeability	<5E-9	cm/s		
Moisture Content	8.5	%		

Top Layer

Type	NON-WOVEN			
Layer #	000712205B			
Mass	270	g/m²	0.055	lbs/ft²

Bottom Layer

Type	WOVEN			
Layer #	7989748			
Mass	110	g/m²	0.022	lbs/ft²

Bentonite

Mesh	30			
Shipment	458338			
Montmorillonite	90	%		
Swell Index	24	ml		
Moisture Content	9.1	%		
Moisture Absorption	679	%		
Mass of Bentonite	5,017	g/m²	1.025	lbs/ft²
Fluid Loss	14.0	ml		

BENTOFIX TECHNOLOGIES, INC.
MANUFACTURERS OF BENTOFIX

Bentofix Technologies, Inc. hereby certifies that the following test results meet or exceed our specifications for Bentofix and the specifications for WMI/Trail Ridge Landfill.

The Swell Index according to ASTM D5890, the Fluid Loss according to ASTM D5891 and the Moisture Content according to ASTM D4643 were tested at least once per 50,000 square feet.

PROJECT: WMI/TRAIL RIDGE LANDFILL

STYLE: BENTOFIX NS

LOT NUMBER: B0071502

RAILCAR NO.: 458338

SAMPLE NO.	SWELL INDEX (ml)	FLUID LOSS (ml)	MOISTURE CONTENT (%)
1	24	14.0	9.1
2	24	13.6	8.6
3	25	14.2	8.9
4	25	13.8	8.4

[illegible]N NEWMAN
Quality Control Manager

07/20/2000
DATE

BENTOFIX TECHNOLOGIES, INC.

BENTOFIX MANUFACTURING CERTIFICATION

CUSTOMER: SERROT INTERNATIONAL, INC. **DATE:** 08-14-2000

PROJECT: WMI/ TRAIL RIDGE LF **NO.ROLLS:** 73

ORDER/JOB#: 12720OD-5135/10379 **PRODUCT TYPE:** BENTOFIX NS

Bentofix Technologies, Inc. hereby certifies that the Bentofix Geosynthetic Clay Liner purchased and shipped for the above referenced project meets or exceeds Bentofix Technologies, Inc.'s specifications for Bentofix.

The Bentofix product has been continuously inspected for the presence of needles and is certified to be needle free.

The tests listed for the bentonite component have been performed on each batch of bentonite. The Swell Index according to ASTM D5890, the Moisture Content according to ASTM D4643 and the Fluid Loss according to ASTM D5891 were tested at least once per 50,000 square feet.

The tests listed for the finished geocomposite product have been performed at least once every 3,716 sq. mt. [40,000 sq. ft.] for the Bentonite Mass Per Unit Area according to ASTM D5993 and the Grab Tensile/Elongation and Peel Strength according to ASTM D4632.

The tests listed for the finished geocomposite product have been performed at least once every 18,580 sq. mt. [200,000 sq. ft.] for the geotextile components.

The finished geocomposite water permeability was tested at least once every 9,290 sq. mt. [100,000 sq. ft.] according to method ASTM D5084. The Index Flux was tested at least once per week according to ASTM D5887 and meets the required specification of < 1 x 10-8 m3/m2/sec.

The lot and roll numbers for this project are as follows:

LOT# B0080902

ROLL# 07570,07571,07572,07573,07574,07577,07581,07582,07583,07584,07585,07587
07588,07589,07590,07591,07592,07593,07595,07596,07597,07598,07599,07600
07601,07602,07603,07604,07605,07606,07607,07608,07609,07610,07611,07612
07613,07614,07615,07616,07617,07618,07619,07622,07623,07624,07625,07626
07627,07628,07629,07630,07632,07633,07634,07635,07636,07637,07638,07640
07641,07642,07643,07644,07645,07646,07647,07649,07650,07651,07652,07653
07654

KEVIN NEWMAN
Quality Control Manager

08/23/2000
DATE

BENTOFIX TECHNOLOGIES INC.

Quality Control Certificate

I[redacted]	Roll #	Date Produced	Product	Length	Width	BOL#
B0080902	07570	August 9, 2000	BENTOFIX NS	150.00 45.72	15.5 ft 4.72 m	8541

Finished Product

Type	BENTOFIX NS			
Mass	5,585	g/m²	1.141	lbs/ft²
Tensile Strength				
Length	54	Kg	118.80	lbs
Elongation				
Length	104	%		
Peels	7.30	Kg	16.06	lbs
Permeability	<5E-9	cm/s		
Moisture Content	7.0	%		

Top Layer

[redacted]ype	NON-WOVEN			
[redacted]ayer #	000729205B			
Mass	252	g/m²	0.052	lbs/ft²

Bottom Layer

Type	WOVEN			
Layer #	8253802			
Mass	110	g/m²	0.022	lbs/ft²

Bentonite

Mesh	30			
Shipment	425163			
Montmorillonite	90	%		
Swell Index	27	ml		
Moisture Content	7.0	%		
Moisture Absorption	699	%		
Mass of Bentonite	5,223	g/m²	1.068	lbs/ft²
Fluid Loss	17.6	ml		

BENTOFIX TECHNOLOGIES INC.

Quality Control Certificate

L/	Roll #	Date Produced	Product	Length	Width	BOL#
B0080902	07571	August 9, 2000	BENTOFIX NS	150.00 45.72	15.5 ft 4.72 m	8536

Finished Product

Type	BENTOFIX NS			
Mass	5,585	g/m²	1.141	lbs/ft²
Tensile Strength				
Length	54	Kg	118.80	lbs
Elongation				
Length	104	%		
Peels	7.30	Kg	16.06	lbs
Permeability	<5E-9	cm/s		
Moisture Content	7.0	%		

Top Layer

Type	NON-WOVEN			
Layer #	000729205B			
Mass	252	g/m²	0.052	lbs/ft²

Bottom Layer

Type	WOVEN			
Layer #	8253802			
Mass	110	g/m²	0.022	lbs/ft²

Bentonite

Mesh	30			
Shipment	425163			
Montmorillonite	90	%		
Swell Index	27	ml		
Moisture Content	7.0	%		
Moisture Absorption	699	%		
Mass of Bentonite	5,223	g/m²	1.068	lbs/ft²
Fluid Loss	17.6	ml		

BENTOFIX TECHNOLOGIES INC.

Quality Control Certificate

[redacted]	Roll #	Date Produced	Product	Length	Width	BOL#
B0080902	07582	August 9, 2000	BENTOFIX NS	150.00 45.72	15.5 ft 4.72 m	8547

Finished Product

Type	BENTOFIX NS			
Mass	5,656	g/m²	1.156	lbs/ft²
Tensile Strength				
Length	57	Kg	125.40	lbs
Elongation				
Length	114	%		
Peels	10.10	Kg	22.22	lbs
Permeability	<5E-9	cm/s		
Moisture Content	7.0	%		

Top Layer

Type	NON-WOVEN			
[redacted]ayer #	000729205B			
Mass	252	g/m²	0.052	lbs/ft²

Bottom Layer

Type	WOVEN			
Layer #	8253802			
Mass	110	g/m²	0.022	lbs/ft²

Bentonite

Mesh	30			
Shipment	425163			
Montmorillonite	90	%		
Swell Index	27	ml		
Moisture Content	7.0	%		
Moisture Absorption	699	%		
Mass of Bentonite	5,294	g/m²	1.082	lbs/ft²
Fluid Loss	17.6	ml		

BENTOFIX TECHNOLOGIES INC.

Quality Control Certificate

Lot #	Roll #	Date Produced	Product	Length	Width	BOL#
B0080902	07584	August 9, 2000	BENTOFIX NS	150.00 45.72	15.5 ft 4.72 m	8541

Finished Product

Type	BENTOFIX NS			
Mass	5,656	g/m²	1.156	lbs/ft²
Tensile Strength				
Length	57	Kg	125.40	lbs
Elongation				
Length	114	%		
Peels	10.10	Kg	22.22	lbs
Permeability	<5E-9	cm/s		
Moisture Content	7.0	%		

Top Layer

Type	NON-WOVEN			
Layer #	000729205B			
Mass	252	g/m²	0.052	lbs/ft²

Bottom Layer

Type	WOVEN			
Layer #	8253802			
Mass	110	g/m²	0.022	lbs/ft²

Bentonite

Mesh	30			
Shipment	425163			
Montmorillonite	90	%		
Swell Index	27	ml		
Moisture Content	7.0	%		
Moisture Absorption	699	%		
Mass of Bentonite	5,294	g/m²	1.082	lbs/ft²
Fluid Loss	17.6	ml		

BENTOFIX TECHNOLOGIES INC.

Quality Control Certificate

L	Roll #	Date Produced	Product	Length	Width	BOL#
B0080902	07590	August 9, 2000	BENTOFIX NS	150.00 45.72	15.5 ft 4.72 m	8541

Finished Product

Type	BENTOFIX NS			
Mass	5,395	g/m²	1.103	lbs/ft²
Tensile Strength				
Length	57	Kg	125.40	lbs
Elongation				
Length	99	%		
Peels	8.40	Kg	18.48	lbs
Permeability	<5E-9	cm/s		
Moisture Content	7.0	%		

Top Layer

Type	NON-WOVEN			
Layer #	000729205B			
Mass	252	g/m²	0.052	lbs/ft²

Bottom Layer

Type	WOVEN			
Layer #	8233088			
Mass	110	g/m²	0.022	lbs/ft²

Bentonite

Mesh	30			
Shipment	425163			
Montmorillonite	90	%		
Swell Index	27	ml		
Moisture Content	7.0	%		
Moisture Absorption	699	%		
Mass of Bentonite	5,033	g/m²	1.029	lbs/ft²
Fluid Loss	17.6	ml		

BENTOFIX TECHNOLOGIES INC.

Quality Control Certificate

Lot #	Roll #	Date Produced	Product	Length	Width	BOL#
B0080902	07591	August 9, 2000	BENTOFIX NS	150.00 45.72	15.5 ft 4.72 m	8542

Finished Product

Type	BENTOFIX NS			
Mass	5.395	g/m²	1.103	lbs/ft²
Tensile Strength				
Length	57	Kg	125.40	lbs
Elongation				
Length	99	%		
Peels	8.40	Kg	18.48	lbs
Permeability	<5E-9	cm/s		
Moisture Content	7.0	%		

Top Layer

Type	NON-WOVEN			
Layer #	000729205B			
Mass	252	g/m²	0.052	lbs/ft²

Bottom Layer

Type	WOVEN			
Layer #	8233088			
Mass	110	g/m²	0.022	lbs/ft²

Bentonite

Mesh	30			
Shipment	425163			
Montmorillonite	90	%		
Swell Index	27	ml		
Moisture Content	7.0	%		
Moisture Absorption	699	%		
Mass of Bentonite	5,033	g/m²	1.029	lbs/ft²
Fluid Loss	17.6	ml		

BENTOFIX TECHNOLOGIES INC.

Quality Control Certificate

Lot #	Roll #	Date Produced	Product	Length	Width	BOL#
B0080902	07592	August 9, 2000	BENTOFIX NS	150.00 45.72	15.5 ft 4.72 m	8542

Finished Product

Type	BENTOFIX NS			
Mass	5,395	g/m²	1.103	lbs/ft²
Tensile Strength				
Length	57	Kg	125.40	lbs
Elongation				
Length	99	%		
Peels	8.40	Kg	18.48	lbs
Permeability	<5E-9	cm/s		
Moisture Content	7.0	%		

Top Layer

Type	NON-WOVEN			
Layer #	000729205B			
Mass	252	g/m²	0.052	lbs/ft²

Bottom Layer

Type	WOVEN			
Layer #	8233088			
Mass	110	g/m²	0.022	lbs/ft²

Bentonite

Mesh	30			
Shipment	425163			
Montmorillonite	90	%		
Swell Index	27	ml		
Moisture Content	7.0	%		
Moisture Absorption	699	%		
Mass of Bentonite	5,033	g/m²	1.029	lbs/ft²
Fluid Loss	17.6	ml		

BENTOFIX TECHNOLOGIES INC.

Quality Control Certificate

Lot #	Roll #	Date Produced	Product	Length	Width	BOL#
B0080902	07598	August 9, 2000	BENTOFIX NS	150.00 45.72	15.5 ft 4.72 m	8536

Finished Product

Type	BENTOFIX NS			
Mass	5,395	g/m²	1.103	lbs/ft²
Tensile Strength				
Length	57	Kg	125.40	lbs
Elongation				
Length	99	%		
Peels	8.40	Kg	18.48	lbs
Permeability	<5E-9	cm/s		
Moisture Content	7.0	%		

Top Layer

Type	NON-WOVEN			
Layer #	000729205B			
Mass	252	g/m²	0.052	lbs/ft²

Bottom Layer

Type	WOVEN			
Layer #	8233088			
Mass	110	g/m²	0.022	lbs/ft²

Bentonite

Mesh	30			
Shipment	425163			
Montmorillonite	90	%		
Swell Index	27	ml		
Moisture Content	7.0	%		
Moisture Absorption	699	%		
Mass of Bentonite	5,033	g/m²	1.029	lbs/ft²
Fluid Loss	17.6	ml		

BENTOFIX TECHNOLOGIES INC.

Quality Control Certificate

[redacted]	Roll #	Date Produced	Product	Length	Width	BOL#
B0080902	07606	August 9, 2000	BENTOFIX NS	150.00 45.72	15.5 ft 4.72 m	8542

Finished Product

Type	BENTOFIX NS			
Mass	5,368	g/m²	1.097	lbs/ft²
Tensile Strength				
Length	48	Kg	105.60	lbs
Elongation				
Length	93	%		
Peels	8.10	Kg	17.82	lbs
Permeability	<5E-9	cm/s		
Moisture Content	7.0	%		

Top Layer

Type	NON-WOVEN			
Layer #	000729205B			
Mass	252	g/m²	0.052	lbs/ft²

Bottom Layer

Type	WOVEN			
Layer #	8233088			
Mass	110	g/m²	0.022	lbs/ft²

Bentonite

Mesh	30			
Shipment	425163			
Montmorillonite	90	%		
Swell Index	27	ml		
Moisture Content	7.0	%		
Moisture Absorption	699	%		
Mass of Bentonite	5,006	g/m²	1.023	lbs/ft²
Fluid Loss	17.6	ml		

BENTOFIX TECHNOLOGIES INC.

Quality Control Certificate

t #	Roll #	Date Produced	Product	Length	Width	BOL#
B0080902	07608	August 9, 2000	BENTOFIX NS	150.00 45.72	15.5 ft 4.72 m	8567

Finished Product

Type	BENTOFIX NS			
Mass	5,368	g/m²	1.097	lbs/ft²
Tensile Strength				
Length	48	Kg	105.60	lbs
Elongation				
Length	93	%		
Peels	8.10	Kg	17.82	lbs
Permeability	<5E-9	cm/s		
Moisture Content	7.0	%		

Top Layer

Type	NON-WOVEN			
Layer #	000729205B			
Mass	252	g/m²	0.052	lbs/ft²

Bottom Layer

Type	WOVEN			
Layer #	8233088			
Mass	110	g/m²	0.022	lbs/ft²

Bentonite

Mesh	30			
Shipment	425163			
Montmorillonite	90	%		
Swell Index	27	ml		
Moisture Content	7.0	%		
Moisture Absorption	699	%		
Mass of Bentonite	5,006	g/m²	1.023	lbs/ft²
Fluid Loss	17.6	ml		

BENTOFIX TECHNOLOGIES INC.

Quality Control Certificate

Lo	Roll #	Date Produced	Product	Length	Width	BOL#
B0080902	07618	August 10, 2000	BENTOFIX NS	150.00 45.72	15.5 ft 4.72 m	8568

Finished Product

Type	BENTOFIX NS			
Mass	5,368	g/m²	1.097	lbs/ft²
Tensile Strength				
Length	48	Kg	105.60	lbs
Elongation				
Length	93	%		
Peels	8.10	Kg	17.82	lbs
Permeability	<5E-9	cm/s		
Moisture Content	7.0	%		

Top Layer

Type	NON-WOVEN			
Layer #	000807205B-1			
Mass	248	g/m²	0.051	lbs/ft²

Bottom Layer

Type	WOVEN			
Layer #	8249154			
Mass	110	g/m²	0.022	lbs/ft²

Bentonite

Mesh	30			
Shipment	425163			
Montmorillonite	90	%		
Swell Index	27	ml		
Moisture Content	7.0	%		
Moisture Absorption	699	%		
Mass of Bentonite	5,010	g/m²	1.024	lbs/ft²
Fluid Loss	17.6	ml		

BENTOFIX TECHNOLOGIES INC.

Quality Control Certificate

Roll #	Date Produced	Product	Length	Width	BOL#
B0080902 07622	August 10, 2000	BENTOFIX NS	150.00 45.72	15.5 ft 4.72 m	8547

Finished Product

Type	BENTOFIX NS			
Mass	5,552	g/m²	1.135	lbs/ft²
Tensile Strength				
Length	52	Kg	114.40	lbs
Elongation				
Length	100	%		
Peels	10.20	Kg	22.44	lbs
Permeability	<5E-9	cm/s		
Moisture Content	7.0	%		

Top Layer

Type	NON-WOVEN			
Layer #	000807205B-1			
Mass	248	g/m²	0.051	lbs/ft²

Bottom Layer

Type	WOVEN			
Layer #	8249154			
Mass	110	g/m²	0.022	lbs/ft²

Bentonite

Mesh	30			
Shipment	425163			
Montmorillonite	90	%		
Swell Index	27	ml		
Moisture Content	7.0	%		
Moisture Absorption	699	%		
Mass of Bentonite	5,194	g/m²	1.062	lbs/ft²
Fluid Loss	17.6	ml		

BENTOFIX TECHNOLOGIES INC.

Quality Control Certificate

[redacted]	Roll #	Date Produced	Product	Length	Width	BOL#
B0080902	07623	August 10, 2000	BENTOFIX NS	150.00 45.72	15.5 ft 4.72 m	8567

Finished Product

Type	BENTOFIX NS			
Mass	5,552	g/m²	1.135	lbs/ft²
Tensile Strength				
Length	52	Kg	114.40	lbs
Elongation				
Length	100	%		
Peels	10.20	Kg	22.44	lbs
Permeability	<5E-9	cm/s		
Moisture Content	7.0	%		

Top Layer

Type	NON-WOVEN			
[redacted]ayer #	000807205B-1			
Mass	248	g/m²	0.051	lbs/ft²

Bottom Layer

Type	WOVEN			
Layer #	8249154			
Mass	110	g/m²	0.022	lbs/ft²

Bentonite

Mesh	30			
Shipment	425163			
Montmorillonite	90	%		
Swell Index	27	ml		
Moisture Content	7.0	%		
Moisture Absorption	699	%		
Mass of Bentonite	5,194	g/m²	1.062	lbs/ft²
Fluid Loss	17.6	ml		

BENTOFIX TECHNOLOGIES INC.

Quality Control Certificate

	Roll #	Date Produced	Product	Length	Width	BOL#
)080902	07626	August 10, 2000	BENTOFIX NS	150.00 45.72	15.5 ft 4.72 m	8568

ıed Product

ſvpe	BENTOFIX NS			
Mass	5,552	g/m²	1.135	lbs/ft²
Tensile Strength				
Length	52	Kg	114.40	lbs
Elongation				
Length	100	%		
Peels	10.20	Kg	22.44	lbs
Permeability	<5E-9	cm/s		
Moisture Content	7.0	%		

ayer

Vpe	NON-WOVEN			
ay	000807205B-1			
lass	248	g/m²	0.051	lbs/ft²

a Layer

vpe	WOVEN			
ayer #	8249154			
lass	110	g/m²	0.022	lbs/ft²

tonite

lesh	30			
hipment	425163			
lontmorillonite	90	%		
well Index	27	ml		
loisture Content	7.0	%		
loisture Absorption	699	%		
lass of Bentonite	5,194	g/m²	1.062	lbs/ft²
luid Loss	17.6	ml		

BENTOFIX TECHNOLOGIES INC.

Quality Control Certificate

L	Roll #	Date Produced	Product	Length	Width	BOL#
B0080902	07628	August 10, 2000	BENTOFIX NS	150.00 45.72	15.5 ft 4.72 m	8535

Finished Product

Type	BENTOFIX NS			
Mass	5,552	g/m²	1.135	lbs/ft²
Tensile Strength				
Length	52	Kg	114.40	lbs
Elongation				
Length	100	%		
Peels	10.20	Kg	22.44	lbs
Permeability	<5E-9	cm/s		
Moisture Content	7.0	%		

Top Layer

Type	NON-WOVEN			
Layer #	000807205B-1			
Mass	248	g/m²	0.051	lbs/ft²

Bottom Layer

Type	WOVEN			
Layer #	8249154			
Mass	110	g/m²	0.022	lbs/ft²

Bentonite

Mesh	30			
Shipment	425163			
Montmorillonite	90	%		
Swell Index	27	ml		
Moisture Content	7.0	%		
Moisture Absorption	699	%		
Mass of Bentonite	5,194	g/m²	1.062	lbs/ft²
Fluid Loss	17.6	ml		

BENTOFIX TECHNOLOGIES INC.

Quality Control Certificate

L	Roll #	Date Produced	Product	Length	Width	BOL#
B0080902	07638	August 10, 2000	BENTOFIX NS	150.00 45.72	15.5 ft 4.72 m	8535

Finished Product

Type	BENTOFIX NS		
Mass	5,487 g/m²	1.121	lbs/ft²
Tensile Strength			
Length	53 Kg	116.60	lbs
Elongation			
Length	94 %		
Peels	8.20 Kg	18.04	lbs
Permeability	<5E-9 cm/s		
Moisture Content	7.0 %		

Top Layer

Type	NON-WOVEN		
Layer #	000807205B-1		
Mass	248 g/m²	0.051	lbs/ft²

Bottom Layer

Type	WOVEN		
Layer #	8253734		
Mass	110 g/m²	0.022	lbs/ft²

Bentonite

Mesh	30		
Shipment	425163		
Montmorillonite	90 %		
Swell Index	27 ml		
Moisture Content	7.0 %		
Moisture Absorption	699 %		
Mass of Bentonite	5,129 g/m²	1.048	lbs/ft²
Fluid Loss	17.6 ml		

BENTOFIX TECHNOLOGIES INC.

Quality Control Certificate

ot #	Roll #	Date Produced	Product	Length	Width	BOL#
B0080902	07644	August 10, 2000	BENTOFIX NS	150.00 45.72	15.5 ft 4.72 m	8536

nished Product

Type	BENTOFIX NS			
Mass	5,487	g/m²	1.121	lbs/ft²
Tensile Strength				
Length	53	Kg	116.60	lbs
Elongation				
Length	94	%		
Peels	8.20	Kg	18.04	lbs
Permeability	<5E-9	cm/s		
Moisture Content	7.0	%		

p Layer

Type	NON-WOVEN			
r #	000807205B-1			
Mass	248	g/m²	0.051	lbs/ft²

ttom Layer

Type	WOVEN			
Layer #	8253734			
Mass	110	g/m²	0.022	lbs/ft²

Bentonite

Mesh	30			
Shipment	425163			
Montmorillonite	90	%		
Swell Index	27	ml		
Moisture Content	7.0	%		
Moisture Absorption	699	%		
Mass of Bentonite	5,129	g/m²	1.048	lbs/ft²
Fluid Loss	17.6	ml		

BENTOFIX TECHNOLOGIES INC.

Quality Control Certificate

#	Roll #	Date Produced	Product	Length	Width	BOL#
B0080902	07649	August 10, 2000	BENTOFIX NS	150.00 45.72	15.5 ft 4.72 m	8567

Finished Product

Type	BENTOFIX NS			
Mass	5,487	g/m²	1.121	lbs/ft²
Tensile Strength				
Length	53	Kg	116.60	lbs
Elongation				
Length	94	%		
Peels	8.20	Kg	18.04	lbs
Permeability	<5E-9	cm/s		
Moisture Content	7.0	%		

Top Layer

Type	NON-WOVEN			
Layer #	000804205B			
Mass	244	g/m²	0.050	lbs/ft²

Bottom Layer

Type	WOVEN			
Layer #	8253734			
Mass	110	g/m²	0.022	lbs/ft²

Bentonite

Mesh	30			
Shipment	425163			
Montmorillonite	90	%		
Swell Index	27	ml		
Moisture Content	7.0	%		
Moisture Absorption	699	%		
Mass of Bentonite	5,133	g/m²	1.049	lbs/ft²
Fluid Loss	17.6	ml		

BENTOFIX TECHNOLOGIES INC.

Quality Control Certificate

#	Roll #	Date Produced	Product	Length	Width	BOL#
B0080902	07650	August 10, 2000	BENTOFIX NS	150.00 45.72	15.5 ft 4.72 m	8542

Finished Product

Type	BENTOFIX NS			
Mass	5,487	g/m²	1.121	lbs/ft²
Tensile Strength				
Length	53	Kg	116.60	lbs
Elongation				
Length	94	%		
Peels	8.20	Kg	18.04	lbs
Permeability	<5E-9	cm/s		
Moisture Content	7.0	%		

Top Layer

Type	NON-WOVEN			
Layer #	000804205B			
Mass	244	g/m²	0.050	lbs/ft²

Bottom Layer

Type	WOVEN			
Layer #	8253734			
Mass	110	g/m²	0.022	lbs/ft²

Bentonite

Mesh	30			
Shipment	425163			
Montmorillonite	90	%		
Swell Index	27	ml		
Moisture Content	7.0	%		
Moisture Absorption	699	%		
Mass of Bentonite	5,133	g/m²	1.049	lbs/ft²
Fluid Loss	17.6	ml		

BENTOFIX TECHNOLOGIES INC.

Quality Control Certificate

Lot #	Roll #	Date Produced	Product	Length	Width	BOL#
B0080902	07653	August 10, 2000	BENTOFIX NS	150.00 45.72	15.5 ft 4.72 m	8541

Finished Product

Type	BENTOFIX NS			
Mass	5,487	g/m²	1.121	lbs/ft²
Tensile Strength				
Length	53	Kg	116.60	lbs
Elongation				
Length	94	%		
Peels	8.20	Kg	18.04	lbs
Permeability	<5E-9	cm/s		
Moisture Content	7.0	%		

Top Layer

Type	NON-WOVEN			
Layer #	000804205B			
Mass	244	g/m²	0.050	lbs/ft²

Bottom Layer

Type	WOVEN			
Layer #	8253734			
Mass	110	g/m²	0.022	lbs/ft²

Bentonite

Mesh	30			
Shipment	425163			
Montmorillonite	90	%		
Swell Index	27	ml		
Moisture Content	7.0	%		
Moisture Absorption	699	%		
Mass of Bentonite	5,133	g/m²	1.049	lbs/ft²
Fluid Loss	17.6	ml		

BENTOFIX TECHNOLOGIES INC.

Quality Control Certificate

L	Roll #	Date Produced	Product	Length	Width	BOL#
B0080902	07654	August 10, 2000	BENTOFIX NS	150.00 45.72	15.5 ft 4.72 m	8536

Finished Product

Type	BENTOFIX NS			
Mass	5,418	g/m²	1.107	lbs/ft²
Tensile Strength				
Length	51	Kg	112.20	lbs
Elongation				
Length	97	%		
Peels	7.00	Kg	15.40	lbs
Permeability	<5E-9	cm/s		
Moisture Content	7.0	%		

Top Layer

Type	NON-WOVEN			
Layer #	000804205B			
Mass	244	g/m²	0.050	lbs/ft²

Bottom Layer

Type	WOVEN			
Layer #	8253734			
Mass	110	g/m²	0.022	lbs/ft²

Bentonite

Mesh	30			
Shipment	425163			
Montmorillonite	90	%		
Swell Index	27	ml		
Moisture Content	7.0	%		
Moisture Absorption	699	%		
Mass of Bentonite	5,064	g/m²	1.035	lbs/ft²
Fluid Loss	17.6	ml		

BENTOFIX TECHNOLOGIES, INC.
MANUFACTURERS OF BENTOFIX

Bentofix Technologies, Inc. hereby certifies that the following test results meet or exceed our specifications for Bentofix and the specifications for WMI/Trail Ridge Landfill.

The Swell Index according to ASTM D5890, the Fluid Loss according to ASTM D5891 and the Moisture Content according to ASTM D4643 were tested at least once per 50,000 square feet.

PROJECT: WMI/TRAIL RIDGE LANDFILL

STYLE: BENTOFIX NS

LOT NUMBER: B0080902

RAILCAR NO.: 425163

SAMPLE NO.	SWELL INDEX (ml)	FLUID LOSS (ml)	MOISTURE CONTENT (%)
1	29	17.2	7.8
2	28	17.6	7.0
3	27	17.4	6.4
4	27	17.6	8.0

VIN NEWMAN
Quality Control Manager

08/23/2000
DATE

BENTOFIX TECHNOLOGIES, INC.

BENTOFIX MANUFACTURING CERTIFICATION

CUSTOMER: SERROT INTERNATIONAL, INC. **DATE:** 08-14-2000

PROJECT: WMI/ TRAIL RIDGE LF **NO.ROLLS:** 76

ORDER/JOB#: 12720OD-5135/10379 **PRODUCT TYPE:** BENTOFIX NS

Bentofix Technologies, Inc. hereby certifies that the Bentofix Geosynthetic Clay Liner purchased and shipped for the above referenced project meets or exceeds Bentofix Technologies, Inc.'s specifications for Bentofix.

The Bentofix product has been continuously inspected for the presence of needles and is certified to be needle free.

The tests listed for the bentonite component have been performed on each batch of bentonite. The Swell Index according to ASTM D5890, the Moisture Content according to ASTM D4643 and the Fluid Loss according to ASTM D5891 were tested at least once per 50,000 square feet.

The tests listed for the finished geocomposite product have been performed at least once every 3,716 sq. mt. [40,000 sq. ft.] for the Bentonite Mass Per Unit Area according to ASTM D5993 and the Grab Tensile/Elongation and Peel Strength according to ASTM D4632.

The tests listed for the finished geocomposite product have been performed at least once every 18,580 sq. mt. [200,000 sq. ft.] for the geotextile components.

The finished geocomposite water permeability was tested at least once every 9,290 sq. mt. [100,000 sq. ft.] according to method ASTM D5084. The Index Flux was tested at least once per week according to ASTM D5887 and meets the required specification of < 1 x 10-8 m3/m2/sec.

The lot and roll numbers for this project are as follows:

LOT# B0081002

ROLL# 07657,07658,07659,07660,07661,07662,07664,07665,07666,07667,07668,07669
07671,07673,07674,07675,07676,07677,07678,07679,07681,07682,07683,07685
07686,07687,07689,07690,07692,07693,07694,07695,07696,07697,07699,07700
07703,07704,07706,07707,07708,07709,07710,07711,07712,07713,07714,07715
07716,07717,07718,07720,07721,07722,07724,07725,07726,07727,07728,07729
07730,07731,07732,07733,07734,07736,07737,07738,07739,07740,07741,07742
07743,07745,07746,07747

KEVIN NEWMAN
Quality Control Manager

08/23/2000
DATE

BENTOFIX TECHNOLOGIES INC.

Quality Control Certificate

I	Roll #	Date Produced	Product	Length	Width	BOL#
B0081002	07657	August 10, 2000	BENTOFIX NS	150.00 45.72	15.5 ft 4.72 m	8551

Finished Product

Type	BENTOFIX NS			
Mass	5,451	g/m²	1.114	lbs/ft²
Tensile Strength				
Length	51	Kg	112.20	lbs
Elongation				
Length	93	%		
Peels	7.10	Kg	15.62	lbs
Permeability	<5E-9	cm/s		
Moisture Content	8.6	%		

Top Layer

Type	NON-WOVEN			
Layer #	000805205B			
Mass	247	g/m²	0.050	lbs/ft²

Bottom Layer

Type	WOVEN			
Layer #	8242128			
Mass	110	g/m²	0.022	lbs/ft²

Bentonite

Mesh	30			
Shipment	453831-1			
Montmorillonite	90	%		
Swell Index	26	ml		
Moisture Content	8.6	%		
Moisture Absorption	784	%		
Mass of Bentonite	5,094	g/m²	1.041	lbs/ft²
Fluid Loss	9.9	ml		

BENTOFIX TECHNOLOGIES INC.

Quality Control Certificate

L	Roll #	Date Produced	Product	Length	Width	BOL#
B0081002	07666	August 10, 2000	BENTOFIX NS	150.00 45.72	15.5 ft 4.72 m	8550

Finished Product

Type	BENTOFIX NS			
Mass	5,451	g/m²	1.114	lbs/ft²
Tensile Strength				
Length	51	Kg	112.20	lbs
Elongation				
Length	93	%		
Peels	7.10	Kg	15.62	lbs
Permeability	<5E-9	cm/s		
Moisture Content	8.6	%		

Top Layer

Type	NON-WOVEN			
Layer #	000805205B			
Mass	247	g/m²	0.050	lbs/ft²

Bottom Layer

Type	WOVEN			
Layer #	8259983			
Mass	110	g/m²	0.022	lbs/ft²

Bentonite

Mesh	30			
Shipment	453831-1			
Montmorillonite	90	%		
Swell Index	26	ml		
Moisture Content	8.6	%		
Moisture Absorption	784	%		
Mass of Bentonite	5,094	g/m²	1.041	lbs/ft²
Fluid Loss	9.9	ml		

BENTOFIX TECHNOLOGIES INC.

Quality Control Certificate

I	Roll #	Date Produced	Product	Length	Width	BOL#
B0081002	07671	August 10, 2000	BENTOFIX NS	150.00 45.72	15.5 ft 4.72 m	8551

Finished Product

Type	BENTOFIX NS			
Mass	5,963	g/m²	1.219	lbs/ft²
Tensile Strength				
Length	51	Kg	112.20	lbs
Elongation				
Length	105	%		
Peels	7.40	Kg	16.28	lbs
Permeability	<5E-9	cm/s		
Moisture Content	8.6	%		

Top Layer

Type	NON-WOVEN			
Layer #	000805205B			
Mass	247	g/m²	0.050	lbs/ft²

Bottom Layer

Type	WOVEN			
Layer #	8259983			
Mass	110	g/m²	0.022	lbs/ft²

Bentonite

Mesh	30			
Shipment	453831-1			
Montmorillonite	90	%		
Swell Index	26	ml		
Moisture Content	8.6	%		
Moisture Absorption	784	%		
Mass of Bentonite	5,606	g/m²	1.146	lbs/ft²
Fluid Loss	9.9	ml		

BENTOFIX TECHNOLOGIES INC.

Quality Control Certificate

Roll #	Date Produced	Product	Length	Width	BOL#
B0081002 07676	August 10, 2000	BENTOFIX NS	150.00 45.72	15.5 ft 4.72 m	8550

Finished Product

Type	BENTOFIX NS			
Mass	5,963	g/m²	1.219	lbs/ft²
Tensile Strength				
Length	51	Kg	112.20	lbs
Elongation				
Length	105	%		
Peels	7.40	Kg	16.28	lbs
Permeability	<5E-9	cm/s		
Moisture Content	8.6	%		

Top Layer

Type	NON-WOVEN			
Layer #	000805205B			
Mass	247	g/m²	0.050	lbs/ft²

Bottom Layer

Type	WOVEN			
Layer #	8259983			
Mass	110	g/m²	0.022	lbs/ft²

Bentonite

Mesh	30			
Shipment	453831-1			
Montmorillonite	90	%		
Swell Index	26	ml		
Moisture Content	8.6	%		
Moisture Absorption	784	%		
Mass of Bentonite	5,606	g/m²	1.146	lbs/ft²
Fluid Loss	9.9	ml		

BENTOFIX TECHNOLOGIES INC.

Quality Control Certificate

I	Roll #	Date Produced	Product	Length	Width	BOL
B0081002	07687	August 10, 2000	BENTOFIX NS	150.00 45.72	15.5 ft 4.72 m	8550

Finished Product

Type	BENTOFIX NS			
Mass	5,416	g/m²	1.107	lbs/ft²
Tensile Strength				
Length	56	Kg	123.20	lbs
Elongation				
Length	103	%		
Peels	7.30	Kg	16.06	lbs
Permeability	<5E-9	cm/s		
Moisture Content	8.6	%		

Top Layer

Type	NON-WOVEN			
Layer #	000805205B			
Mass	247	g/m²	0.050	lbs/ft²

Bottom Layer

Type	WOVEN			
Layer #	8259983			
Mass	110	g/m²	0.022	lbs/ft²

Bentonite

Mesh	30			
Shipment	453831-1			
Montmorillonite	90	%		
Swell Index	26	ml		
Moisture Content	8.6	%		
Moisture Absorption	784	%		
Mass of Bentonite	5,059	g/m²	1.034	lbs/ft²
Fluid Loss	9.9	ml		

BENTOFIX TECHNOLOGIES INC.

Quality Control Certificate

Lot #	Roll #	Date Produced	Product	Length	Width	BOL#
B0081002	07692	August 10, 2000	BENTOFIX NS	150.00 45.72	15.5 ft 4.72 m	8548

Finished Product

Type	BENTOFIX NS			
Mass	5,416	g/m²	1.107	lbs/ft²
Tensile Strength				
Length	56	Kg	123.20	lbs
Elongation				
Length	103	%		
Peels	7.30	Kg	16.06	lbs
Permeability	<5E-9	cm/s		
Moisture Content	8.6	%		

Top Layer

Type	NON-WOVEN			
Layer #	000805205B			
Mass	247	g/m²	0.050	lbs/ft²

Bottom Layer

Type	WOVEN			
Layer #	8259984			
Mass	110	g/m²	0.022	lbs/ft²

Bentonite

Mesh	30			
Shipment	453831-1			
Montmorillonite	90	%		
Swell Index	26	ml		
Moisture Content	8.6	%		
Moisture Absorption	784	%		
Mass of Bentonite	5,059	g/m²	1.034	lbs/ft²
Fluid Loss	9.9	ml		

BENTOFIX TECHNOLOGIES INC.

Quality Control Certificate

Lot #	Roll #	Date Produced	Product	Length	Width	BOL
20081002	07697	August 10, 2000	BENTOFIX NS	150.00 45.72	15.5 ft 4.72 m	8547

Finished Product

Type	BENTOFIX NS			
Mass	5,416	g/m²	1.107	lbs/ft²
Tensile Strength				
Length	56	Kg	123.20	lbs
Elongation				
Length	103	%		
Peels	7.30	Kg	16.06	lbs
Permeability	<5E-9	m/s		
Moisture Content	8.6	%		

Top Layer

Type	NON-WOVEN			
Layer #	000805205B			
Mass	247	g/m²	0.050	lbs/ft²

Bottom Layer

Type	WOVEN			
Layer #	8259984			
Mass	110	g/m²	0.022	lbs/ft²

Bentonite

Mesh	30			
Shipment	453831-1			
Montmorillonite	90	%		
Swell Index	26	ml		
Moisture Content	8.6	%		
Moisture Absorption	784	%		
Mass of Bentonite	5,059	g/m²	1.034	lbs/ft²
Fluid Loss	9.9	ml		

BENTOFIX TECHNOLOGIES INC.

Quality Control Certificate

I	Roll #	Date Produced	Product	Length	Width	BOL#
B0081002	07703	August 10, 2000	BENTOFIX NS	150.00 45.72	15.5 ft 4.72 m	8548

Finished Product

Type	BENTOFIX NS			
Mass	5,498	g/m²	1.124	lbs/ft²
Tensile Strength				
Length	51	Kg	112.20	lbs
Elongation				
Length	100	%		
Peels	9.10	Kg	20.02	lbs
Permeability	<5E-9	cm/s		
Moisture Content	8.6	%		

Top Layer

Type	NON-WOVEN			
Layer #	000805205B			
Mass	247	g/m²	0.050	lbs/ft²

Bottom Layer

Type	WOVEN			
Layer #	8259984			
Mass	110	g/m²	0.022	lbs/ft²

Bentonite

Mesh	30			
Shipment	453831-1			
Montmorillonite	90	%		
Swell Index	26	ml		
Moisture Content	8.6	%		
Moisture Absorption	784	%		
Mass of Bentonite	5,141	g/m²	1.051	lbs/ft²
Fluid Loss	9.9	ml		

BENTOFIX TECHNOLOGIES INC.

Quality Control Certificate

Lot #	Roll #	Date Produced	Product	Length	Width	BOL#
B0081002	07708	August 10, 2000	BENTOFIX NS	150.00 45.72	15.5 ft 4.72 m	8547

Finished Product

Type	BENTOFIX NS			
Mass	5,498	g/m²	1.124	lbs/ft²
Tensile Strength				
Length	51	Kg	112.20	lbs
Elongation				
Length	100	%		
Peels	9.10	Kg	20.02	lbs
Permeability	<5E-9	cm/s		
Moisture Content	8.6	%		

Top Layer

Type	NON-WOVEN			
Layer #	000805205B			
Mass	247	g/m²	0.050	lbs/ft²

Bottom Layer

Type	WOVEN			
Layer #	8248766			
Mass	110	g/m²	0.022	lbs/ft²

Bentonite

Mesh	30			
Shipment	453831-1			
Montmorillonite	90	%		
Swell Index	26	ml		
Moisture Content	8.6	%		
Moisture Absorption	784	%		
Mass of Bentonite	5,141	g/m²	1.051	lbs/ft²
Fluid Loss	9.9	ml		

BENTOFIX TECHNOLOGIES INC.

Quality Control Certificate

I [redacted] #	Roll #	Date Produced	Product	Length	Width	BOL#
B0081002	07715	August 10, 2000	BENTOFIX NS	150.00 45.72	15.5 ft 4.72 m	8547

Finished Product

Type	BENTOFIX NS		
Mass	5,575 g/m²	1.139	lbs/ft²
Tensile Strength			
Length	61 Kg	134.20	lbs
Elongation			
Length	96 %		
Peels	10.90 Kg	23.98	lbs
Permeability	<5E-9 cm/s		
Moisture Content	8.6 %		

Top Layer

Type	NON-WOVEN		
[redacted]aver #	000804205B		
[redacted]lass	244 g/m²	0.050	lbs/ft²

Bottom Layer

Type	WOVEN		
Layer #	8248766		
Mass	110 g/m²	0.022	lbs/ft²

Bentonite

Mesh	30		
Shipment	453831-1		
Montmorillonite	90 %		
Swell Index	26 ml		
Moisture Content	8.6 %		
Moisture Absorption	784 %		
Mass of Bentonite	5,221 g/m²	1.067	lbs/ft²
Fluid Loss	9.9 ml		

BENTOFIX TECHNOLOGIES INC.

Quality Control Certificate

Lot #	Roll #	Date Produced	Product	Length	Width	BOL
B0081002	07716	August 10, 2000	BENTOFIX NS	150.00 45.72	15.5 ft 4.72 m	8548

Finished Product

Type	BENTOFIX NS			
Mass	5,575	g/m²	1.139	lbs/ft²
Tensile Strength				
Length	61	Kg	134.20	lbs
Elongation				
Length	96	%		
Peels	10.90	Kg	23.98	lbs
Permeability	<5E-9	*cm/s*		
Moisture Content	8.6	%		

Top Layer

Type	NON-WOVEN			
Layer #	000804205B			
Mass	244	g/m²	0.050	lbs/ft²

Bottom Layer

Type	WOVEN			
Layer #	8248766			
Mass	110	g/m²	0.022	lbs/ft²

Bentonite

Mesh	30			
Shipment	453831-1			
Montmorillonite	90	%		
Swell Index	26	ml		
Moisture Content	8.6	%		
Moisture Absorption	784	%		
Mass of Bentonite	5,221	g/m²	1.067	lbs/ft²
Fluid Loss	9.9	ml		

BENTOFIX TECHNOLOGIES INC.

Quality Control Certificate

I	Roll #	Date Produced	Product	Length	Width	BOL#
B0081002	07731	August 11, 2000	BENTOFIX NS	150.00 45.72	15.5 ft 4.72 m	8546

Finished Product

Type	BENTOFIX NS		
Mass	5,575 g/m²	1.139	lbs/ft²
Tensile Strength			
Length	61 Kg	134.20	lbs
Elongation			
Length	96 %		
Peels	10.90 Kg	23.98	lbs
Permeability	<5E-9 cm/s		
Moisture Content	8.6 %		

Top Layer

Type	NON-WOVEN		
Layer #	NONE		
Mass	0 g/m²	0.000	lbs/ft²

Bottom Layer

Type	NON-WOVEN		
Layer #	NONE		
Mass	0 g/m²	0.000	lbs/ft²

Bentonite

Mesh	0		
Shipment	NONE		
Montmorillonite	0 %		
Swell Index	0 ml		
Moisture Content	0.0 %		
Moisture Absorption	0 %		
Mass of Bentonite	5,575 g/m²	1.139	lbs/ft²
Fluid Loss	0.0 ml		

BENTOFIX TECHNOLOGIES, INC.
MANUFACTURERS OF BENTOFIX

Bentofix Technologies, Inc. hereby certifies that the following test results meet or exceed our specifications for Bentofix and the specifications for WMI/Trail Ridge Landfill.

The Swell Index according to ASTM D5890, the Fluid Loss according to ASTM D5891 and the Moisture Content according to ASTM D4643 were tested at least once per 50,000 square feet.

PROJECT: WMI/TRAIL RIDGE LANDFILL

STYLE: BENTOFIX NS

LOT NUMBER: B0081002

RAILCAR NO.: 453831-1

SAMPLE NO.	SWELL INDEX (ml)	FLUID LOSS (ml)	MOISTURE CONTENT (%)
1	30	12.4	7.4
2	29	9.9	8.6
3	26	9.8	8.0
4	27	11.8	8.2

KEVIN NEWMAN
Quality Control Manager

08/23/2000
DATE

BENTOFIX TECHNOLOGIES, INC.

BENTOFIX MANUFACTURING CERTIFICATION

CUSTOMER: SERROT INTERNATIONAL, INC. **DATE:** 08-21-2000

PROJECT: WMI/ TRAIL RIDGE LF **NO.ROLLS:** 78

ORDER/JOB#: 12720OD-5135/10379 **PRODUCT TYPE:** BENTOFIX NS

Bentofix Technologies, Inc. hereby certifies that the Bentofix Geosynthetic Clay Liner purchased and shipped for the above referenced project meets or exceeds Bentofix Technologies, Inc.'s specifications for Bentofix.

The Bentofix product has been continuously inspected for the presence of needles and is certified to be needle free.

The tests listed for the bentonite component have been performed on each batch of bentonite. The Swell Index according to ASTM D5890, the Moisture Content according to ASTM D4643 and the Fluid Loss according to ASTM D5891 were tested at least once per 50,000 square feet.

The tests listed for the finished geocomposite product have been performed at least once every 3,716 sq. mt. [40,000 sq. ft.] for the Bentonite Mass Per Unit Area according to ASTM D5993 and the Grab Tensile/Elongation and Peel Strength according to ASTM D4632.

The tests listed for the finished geocomposite product have been performed at least once every 18,580 sq. mt. [200,000 sq. ft.] for the geotextile components.

The finished geocomposite water permeability was tested at least once every 9,290 sq. mt. [100,000 sq. ft.] according to method ASTM D5084. The Index Flux was tested at least once per week according to ASTM D5887 and meets the required specification of < 1 x 10-8 m3/m2/sec.

The lot and roll numbers for this project are as follows:

LOT# B0081112

ROLL# 07748,07749,07750,07751,07752,07753,07755,07756,07757,07758,07759,07761
07762,07763,07765,07766,07767,07768,07769,07770,07771,07773,07774,07775
07776,07777,07778,07779,07781,07782,07783,07784,07785,07786,07787,07788
07789,07790,07791,07792,07793,07794,07795,07796,07797,07798,07799,07800
07801,07802,07803,07804,07805,07806,07807,07808,07809,07810,07811,07812
07813,07814,07815,07816,07818,07819,07820,07822,07823,07824,07825,07826
07827,07828,07829,07830,07831,07832

KEVIN NEWMAN
Quality Control Manager

08/23/2000
DATE

BENTOFIX TECHNOLOGIES INC.

Quality Control Certificate

	Roll #	Date Produced	Product	Length	Width	BOL#
B0081112	07748	August 11, 2000	BENTOFIX NS	150.00 45.72	15.5 ft 4.72 m	8567

Finished Product

Type	BENTOFIX NS			
Mass	5,432	g/m²	1.110	lbs/ft²
Tensile Strength				
Length	56	Kg	123.20	lbs
Elongation				
Length	105	%		
Peels	10.80	Kg	23.76	lbs
Permeability	<5E-9	cm/s		
Moisture Content	7.5	%		

Top Layer

Type	NON-WOVEN			
Layer #	000805205B			
Mass	247	g/m²	0.050	lbs/ft²

Bottom Layer

Type	WOVEN			
Layer #	8262250			
Mass	110	g/m²	0.022	lbs/ft²

Bentonite

Mesh	30			
Shipment	453818-1			
Montmorillonite	90	%		
Swell Index	25	ml		
Moisture Content	7.5	%		
Moisture Absorption	703	%		
Mass of Bentonite	5,075	g/m²	1.037	lbs/ft²
Fluid Loss	15.2	ml		

BENTOFIX TECHNOLOGIES INC.

Quality Control Certificate

Lot	Roll #	Date Produced	Product	Length	Width	BOL#
B0081112	07750	August 11, 2000	BENTOFIX NS	150.00 45.72	15.5 ft 4.72 m	8565

Finished Product

Type	BENTOFIX NS			
Mass	5,432	g/m²	1.110	lbs/ft²
Tensile Strength				
Length	56	Kg	123.20	lbs
Elongation				
Length	105	%		
Peels	10.80	Kg	23.76	lbs
Permeability	<5E-9	cm/s		
Moisture Content	7.5	%		

Top Layer

Type	NON-WOVEN			
Layer #	000805205B			
Mass	247	g/m²	0.050	lbs/ft²

Bottom Layer

Type	WOVEN			
Layer #	8262250			
Mass	110	g/m²	0.022	lbs/ft²

Bentonite

Mesh	30			
Shipment	453818-1			
Montmorillonite	90	%		
Swell Index	25	ml		
Moisture Content	7.5	%		
Moisture Absorption	703	%		
Mass of Bentonite	5,075	g/m²	1.037	lbs/ft²
Fluid Loss	15.2	ml		

BENTOFIX TECHNOLOGIES INC.

Quality Control Certificate

1	Roll #	Date Produced	Product	Length	Width	BOL#
B0081112	07761	August 13, 2000	BENTOFIX NS	150.00 45.72	15.5 ft 4.72 m	8554

Finished Product

Type	BENTOFIX NS			
Mass	5,369	g/m²	1.097	lbs/ft²
Tensile Strength				
Length	59	Kg	129.80	lbs
Elongation				
Length	84	%		
Peels	14.10	Kg	31.02	lbs
Permeability	<5E-9	cm/s		
Moisture Content	7.5	%		

Top Layer

Type	NON-WOVEN			
Layer #	000805205B			
Mass	247	g/m²	0.050	lbs/ft²

Bottom Layer

Type	WOVEN			
Layer #	8253419			
Mass	110	g/m²	0.022	lbs/ft²

Bentonite

Mesh	30			
Shipment	453818-1			
Montmorillonite	90	%		
Swell Index	25	ml		
Moisture Content	7.5	%		
Moisture Absorption	703	%		
Mass of Bentonite	5,012	g/m²	1.024	lbs/ft²
Fluid Loss	15.2	ml		

BENTOFIX TECHNOLOGIES INC.

Quality Control Certificate

Lo	Roll #	Date Produced	Product	Length	Width	BOL#
B0081112	07762	August 13, 2000	BENTOFIX NS	150.00 45.72	15.5 ft 4.72 m	8565

Finished Product

Type	BENTOFIX NS			
Mass	5,369	g/m²	1.097	lbs/ft²
Tensile Strength				
Length	59	Kg	129.80	lbs
Elongation				
Length	84	%		
Peels	14.10	Kg	31.02	lbs
Permeability	<5E-9	cm/s		
Moisture Content	7.5	%		

Top Layer

Type	NON-WOVEN			
Layer #	000805205B			
Mass	247	g/m²	0.050	lbs/ft²

Bottom Layer

Type	WOVEN			
Layer #	8253419			
Mass	110	g/m²	0.022	lbs/ft²

Bentonite

Mesh	30			
Shipment	453818-1			
Montmorillonite	90	%		
Swell Index	25	ml		
Moisture Content	7.5	%		
Moisture Absorption	703	%		
Mass of Bentonite	5,012	g/m²	1.024	lbs/ft²
Fluid Loss	15.2	ml		

BENTOFIX TECHNOLOGIES INC.

Quality Control Certificate

L	Roll #	Date Produced	Product	Length	Width	BOL#
B0081112	07770	August 13, 2000	BENTOFIX NS	150.00 45.72	15.5 ft 4.72 m	8564

Finished Product

Type	BENTOFIX NS			
Mass	5,369	g/m²	1.097	lbs/ft²
Tensile Strength				
Length	59	Kg	129.80	lbs
Elongation				
Length	84	%		
Peels	14.10	Kg	31.02	lbs
Permeability	<5E-9	cm/s		
Moisture Content	7.5	%		

Top Layer

Type	NON-WOVEN			
Layer #	000805205B			
Mass	247	g/m²	0.050	lbs/ft²

Bottom Layer

Type	WOVEN			
Layer #	8253419			
Mass	110	g/m²	0.022	lbs/ft²

Bentonite

Mesh	30			
Shipment	453818-1			
Montmorillonite	90	%		
Swell Index	25	ml		
Moisture Content	7.5	%		
Moisture Absorption	703	%		
Mass of Bentonite	5,012	g/m²	1.024	lbs/ft²
Fluid Loss	15.2	ml		

BENTOFIX TECHNOLOGIES INC.

Quality Control Certificate

1	Roll #	Date Produced	Product	Length	Width	BOL#
B0081112	07776	August 13, 2000	BENTOFIX NS	150.00 45.72	15.5 ft 4.72 m	8564

Finished Product

Type	BENTOFIX NS			
Mass	5,399	g/m²	1.103	lbs/ft²
Tensile Strength				
Length	48	Kg	105.60	lbs
Elongation				
Length	76	%		
Peels	7.00	Kg	15.40	lbs
Permeability	<5E-9	cm/s		
Moisture Content	7.5	%		

Top Layer

Type	NON-WOVEN			
Layer #	000804205B			
Mass	244	g/m²	0.050	lbs/ft²

Bottom Layer

Type	WOVEN			
Layer #	8253419			
Mass	110	g/m²	0.022	lbs/ft²

Bentonite

Mesh	30			
Shipment	453818-1			
Montmorillonite	90	%		
Swell Index	25	ml		
Moisture Content	7.5	%		
Moisture Absorption	703	%		
Mass of Bentonite	5,045	g/m²	1.031	lbs/ft²
Fluid Loss	15.2	ml		

BENTOFIX TECHNOLOGIES INC.

Quality Control Certificate

Lot #	Roll #	Date Produced	Product	Length	Width	BOL#
B0081112	07784	August 13, 2000	BENTOFIX NS	150.00 45.72	15.5 ft 4.72 m	8554

Finished Product

Type	BENTOFIX NS			
Mass	5,399	g/m²	1.103	lbs/ft²
Tensile Strength				
Length	48	Kg	105.60	lbs
Elongation				
Length	76	%		
Peels	7.00	Kg	15.40	lbs
Permeability	<5E-9	cm/s		
Moisture Content	7.5	%		

Top Layer

Type	NON-WOVEN			
Layer #	000804205B			
Mass	244	g/m²	0.050	lbs/ft²

Bottom Layer

Type	WOVEN			
Layer #	8251613			
Mass	110	g/m²	0.022	lbs/ft²

Bentonite

Mesh	30			
Shipment	453818-1			
Montmorillonite	90	%		
Swell Index	25	ml		
Moisture Content	7.5	%		
Moisture Absorption	703	%		
Mass of Bentonite	5,045	g/m²	1.031	lbs/ft²
Fluid Loss	15.2	ml		

BENTOFIX TECHNOLOGIES INC.

Quality Control Certificate

I[redacted]	Roll #	Date Produced	Product	Length	Width	BOL#
B0081112	07792	August 14, 2000	BENTOFIX NS	150.00 45.72	15.5 ft 4.72 m	8553

Finished Product

Type	BENTOFIX NS			
Mass	5,390	g/m²	1.102	lbs/ft²
Tensile Strength				
Length	55	Kg	121.00	lbs
Elongation				
Length	98	%		
Peels	7.10	Kg	15.62	lbs
Permeability	<5E-9	cm/s		
Moisture Content	7.5	%		

Top Layer

T[redacted]ype	NON-WOVEN			
[redacted]ayer #	000804205B			
Mass	244	g/m²	0.050	lbs/ft²

Bottom Layer

Type	WOVEN			
Layer #	8251613			
Mass	110	g/m²	0.022	lbs/ft²

Bentonite

Mesh	30			
Shipment	453818-1			
Montmorillonite	90	%		
Swell Index	25	ml		
Moisture Content	7.5	%		
Moisture Absorption	703	%		
Mass of Bentonite	5,036	g/m²	1.029	lbs/ft²
Fluid Loss	15.2	ml		

BENTOFIX TECHNOLOGIES INC.

Quality Control Certificate

Lot #	Roll #	Date Produced	Product	Length	Width	BOL#
B0081112	07795	August 14, 2000	BENTOFIX NS	150.00 45.72	15.5 ft 4.72 m	8554

Finished Product

Type	BENTOFIX NS			
Mass	5,390	g/m²	1.102	lbs/ft²
Tensile Strength				
Length	55	Kg	121.00	lbs
Elongation				
Length	98	%		
Peels	7.10	Kg	15.62	lbs
Permeability	<5E-9	cm/s		
Moisture Content	7.5	%		

Top Layer

Type	NON-WOVEN			
Layer #	000804205B			
Mass	244	g/m²	0.050	lbs/ft²

Bottom Layer

Type	WOVEN			
Layer #	8251613			
Mass	110	g/m²	0.022	lbs/ft²

Bentonite

Mesh	30			
Shipment	453818-1			
Montmorillonite	90	%		
Swell Index	25	ml		
Moisture Content	7.5	%		
Moisture Absorption	703	%		
Mass of Bentonite	5,036	g/m²	1.029	lbs/ft²
Fluid Loss	15.2	ml		

BENTOFIX TECHNOLOGIES INC.

Quality Control Certificate

Roll #		Date Produced	Product	Length	Width	BOL#
B0081112	07804	August 14, 2000	BENTOFIX NS	150.00 45.72	15.5 ft 4.72 m	8554

Finished Product

Type	BENTOFIX NS			
Mass	5,414	g/m²	1.107	lbs/ft²
Tensile Strength				
Length	56	Kg	123.20	lbs
Elongation				
Length	104	%		
Peels	10.10	Kg	22.22	lbs
Permeability	<5E-9	cm/s		
Moisture Content	7.5	%		

Top Layer

Type	NON-WOVEN			
Layer #	000804205B			
Mass	244	g/m²	0.050	lbs/ft²

Bottom Layer

Type	WOVEN			
Layer #	8248767			
Mass	110	g/m²	0.022	lbs/ft²

Bentonite

Mesh	30			
Shipment	453818-1			
Montmorillonite	90	%		
Swell Index	25	ml		
Moisture Content	7.5	%		
Moisture Absorption	703	%		
Mass of Bentonite	5,060	g/m²	1.034	lbs/ft²
Fluid Loss	15.2	ml		

BENTOFIX TECHNOLOGIES INC.

Quality Control Certificate

I	Roll #	Date Produced	Product	Length	Width	BOL#
B0081112	07805	August 14, 2000	BENTOFIX NS	150.00 45.72	15.5 ft 4.72 m	8553

Finished Product

Type	BENTOFIX NS			
Mass	5,414	g/m²	1.107	lbs/ft²
Tensile Strength				
Length	56	Kg	123.20	lbs
Elongation				
Length	104	%		
Peels	10.10	Kg	22.22	lbs
Permeability	<5E-9	cm/s		
Moisture Content	7.5	%		

Top Layer

Type	NON-WOVEN			
Layer #	000804205B			
Mass	244	g/m²	0.050	lbs/ft²

Bottom Layer

Type	WOVEN			
Layer #	8248767			
Mass	110	g/m²	0.022	lbs/ft²

Bentonite

Mesh	30			
Shipment	453818-1			
Montmorillonite	90	%		
Swell Index	25	ml		
Moisture Content	7.5	%		
Moisture Absorption	703	%		
Mass of Bentonite	5,060	g/m²	1.034	lbs/ft²
Fluid Loss	15.2	ml		

BENTOFIX TECHNOLOGIES INC.

Quality Control Certificate

#	Roll #	Date Produced	Product	Length	Width	BOL#
B0102002	15162	October 23, 2000	BENTOFIX NS	150.00 45.72	15.5 ft 4.72 m	8971

Finished Product

Type	BENTOFIX NS			
Mass	5,523	g/m²	1.129	lbs/ft²
Tensile Strength				
Length	61	Kg	134.20	lbs
Elongation				
Length	111	%		
Peels	10.40	Kg	22.88	lbs
Permeability	<5E-9	cm/s		
Moisture Content	7.8	%		

Top Layer

Type	NON-WOVEN			
Layer #	001019205B-1			
Mass	278	g/m²	0.057	lbs/ft²

Bottom Layer

Type	WOVEN			
Layer #	8321290			
Mass	110	g/m²	0.022	lbs/ft²

Bentonite

Mesh	30			
Shipment	424516			
Montmorillonite	90	%		
Swell Index	29	ml		
Moisture Content	7.8	%		
Moisture Absorption	797	%		
Mass of Bentonite	5,135	g/m²	1.050	lbs/ft²
Fluid Loss	17.2	ml		

BENTOFIX TECHNOLOGIES INC.

Quality Control Certificate

I	Roll #	Date Produced	Product	Length	Width	BOL#
B0081112	07813	August 14, 2000	BENTOFIX NS	150.00 45.72	15.5 ft 4.72 m	8552

Finished Product

Type	BENTOFIX NS			
Mass	5,414	g/m²	1.107	lbs/ft²
Tensile Strength				
Length	56	Kg	123.20	lbs
Elongation				
Length	104	%		
Peels	10.10	Kg	22.22	lbs
Permeability	<5E-9	cm/s		
Moisture Content	7.5	%		

Top Layer

Type	NON-WOVEN			
Layer #	000806205B-1			
Mass	254	g/m²	0.052	lbs/ft²

Bottom Layer

Type	WOVEN			
Layer #	8248767			
Mass	110	g/m²	0.022	lbs/ft²

Bentonite

Mesh	30			
Shipment	453818-1			
Montmorillonite	90	%		
Swell Index	25	ml		
Moisture Content	7.5	%		
Moisture Absorption	703	%		
Mass of Bentonite	5.050	g/m²	1.032	lbs/ft²
Fluid Loss	15.2	ml		

BENTOFIX TECHNOLOGIES INC.

Quality Control Certificate

I	Roll #	Date Produced	Product	Length	Width	BOL#
B0081112	07820	August 14, 2000	BENTOFIX NS	150.00 45.72	15.5 ft 4.72 m	8552

Finished Product

Type	BENTOFIX NS			
Mass	5,428	g/m²	1.109	lbs/ft²
Tensile Strength				
Length	50	Kg	110.00	lbs
Elongation				
Length	93	%		
Peels	7.10	Kg	15.62	lbs
Permeability	<5E-9	cm/s		
Moisture Content	7.5	%		

Top Layer

Type	NON-WOVEN			
Layer #	000806205B-1			
Mass	254	g/m²	0.052	lbs/ft²

Bottom Layer

Type	WOVEN			
Layer #	8248767			
Mass	110	g/m²	0.022	lbs/ft²

Bentonite

Mesh	30			
Shipment	453818-1			
Montmorillonite	90	%		
Swell Index	25	ml		
Moisture Content	7.5	%		
Moisture Absorption	703	%		
Mass of Bentonite	5,064	g/m²	1.035	lbs/ft²
Fluid Loss	15.2	ml		

BENTOFIX TECHNOLOGIES INC.

Quality Control Certificate

ot #	Roll #	Date Produced	Product	Length	Width	BOL#
B0081112	07831	August 15, 2000	BENTOFIX NS	150.00 45.72	15.5 ft 4.72 m	8551

nished Product

Type	BENTOFIX NS			
Mass	5,428	g/m²	1.109	lbs/ft²
Tensile Strength				
Length	50	Kg	110.00	lbs
Elongation				
Length	93	%		
Peels	7.10	Kg	15.62	lbs
Permeability	<5E-9	cm/s		
Moisture Content	7.5	%		

ıp Layer

Type	NON-WOVEN			
ver #	000806205B-1			
ss	254	g/m²	0.052	lbs/ft²

ttom Layer

Type	WOVEN			
Layer #	8248767			
Mass	110	g/m²	0.022	lbs/ft²

Bentonite

Mesh	30			
Shipment	453818-1			
Montmorillonite	90	%		
Swell Index	25	ml		
Moisture Content	7.5	%		
Moisture Absorption	703	%		
Mass of Bentonite	5,064	g/m²	1.035	lbs/ft²
Fluid Loss	15.2	ml		

BENTOFIX TECHNOLOGIES, INC.
MANUFACTURERS OF BENTOFIX

Bentofix Technologies, Inc. hereby certifies that the following test results meet or exceed our specifications for Bentofix and the specifications for WMI/Trail Ridge Landfill.

The Swell Index according to ASTM D5890, the Fluid Loss according to ASTM D5891 and the Moisture Content according to ASTM D4643 were tested at least once per 50,000 square feet.

PROJECT: **WMI/TRAIL RIDGE LANDFILL**

STYLE: **BENTOFIX NS**

LOT NUMBER: **B0081112**

RAILCAR NO.: **453818-1**

SAMPLE NO.	SWELL INDEX (ml)	FLUID LOSS (ml)	MOISTURE CONTENT (%)
1	27	14.2	6.0
2	26	15.0	6.6
3	25	15.2	7.5
4	26	15.4	7.0

N NEWMAN
Quality Control Manager

08/23/2007
DATE

BENTOFIX TECHNOLOGIES, INC.

BENTOFIX MANUFACTURING CERTIFICATION

CUSTOMER: SERROT INTERNATIONAL, INC. **DATE:** 08-15-2000

PROJECT: WMI/ TRAIL RIDGE LF **NO.ROLLS:** 78 Rolls

ORDER/JOB#: 12720OD-5135/10379 **PRODUCT TYPE:** BENTOFIX NS

Bentofix Technologies, Inc. hereby certifies that the Bentofix Geosynthetic Clay Liner purchased and shipped for the above referenced project meets or exceeds Bentofix Technologies, Inc.'s specifications for Bentofix.

The Bentofix product has been continuously inspected for the presence of needles and is certified to be needle free.

The tests listed for the bentonite component have been performed on each batch of bentonite. The Swell Index according to ASTM D5890, the Moisture Content according to ASTM D4643 and the Fluid Loss according to ASTM D5891 were tested at least once per 50,000 square feet.

The tests listed for the finished geocomposite product have been performed at least once every 3,716 sq. mt. [40,000 sq. ft.] for the Bentonite Mass Per Unit Area according to ASTM D5993 and the Grab Tensile/Elongation and Peel Strength according to ASTM D4632.

The tests listed for the finished geocomposite product have been performed at least once every 18,580 sq. mt. [200,000 sq. ft.] for the geotextile components.

The finished geocomposite water permeability was tested at least once every 9,290 sq. mt. [100,000 sq. ft.] according to method ASTM D5084. The Index Flux was tested at least once per week according to ASTM D5887 and meets the required specification of < 1 x 10-8 m3/m2/sec.

The lot and roll numbers for this project are as follows:

LOT# B0081502

ROLL# 07912,07913,07914,07916,07917,07918,07919,07920,07921,07922,07923,07924
07925,07926,07927,07928,07929,07930,07931,07933,07934,07935,07936,07937
07939,07941,07942,07943,07944,07945,07946,07947,07948,07949,07951,07952
07953,07954,07955,07956,07957,07959,07960,07961,07962,07963,07964,07965
07966,07967,07968,07969,07970,07971,07972,07973,07974,07975,07976,07978
07979,07980,07981,07982,07983,07988,07989,07991,07992,07993,07994,07995
07997,07998,07999,08000,08001,08002

KEVIN NEWMAN
Quality Control Manager

08/23/2000
DATE

BENTOFIX TECHNOLOGIES INC.

Quality Control Certificate

I	Roll #	Date Produced	Product	Length	Width	BOL#
B0081502	07912	August 15, 2000	BENTOFIX NS	150.00 45.72	15.5 ft 4.72 m	

Finished Product

Type	BENTOFIX NS			
Mass	5,415	g/m²	1.107	lbs/ft²
Tensile Strength				
Length	53	Kg	116.60	lbs
Elongation				
Length	107	%		
Peels	8.30	Kg	18.26	lbs
Permeability	<5E-9	cm/s		
Moisture Content	8.4	%		

Top Layer

Type	NON-WOVEN			
Layer #	000814205B			
Mass	245	g/m²	0.050	lbs/ft²

Bottom Layer

Type	WOVEN			
Layer #	8249155			
Mass	110	g/m²	0.022	lbs/ft²

Bentonite

Mesh	30			
Shipment	423590			
Montmorillonite	90	%		
Swell Index	25	ml		
Moisture Content	8.4	%		
Moisture Absorption	692	%		
Mass of Bentonite	5,060	g/m²	1.034	lbs/ft²
Fluid Loss	15.8	ml		

BENTOFIX TECHNOLOGIES INC.

Quality Control Certificate

I	Roll #	Date Produced	Product	Length	Width	BOL
B0081502	07918	August 15, 2000	BENTOFIX NS	150.00 45.72	15.5 ft 4.72 m	8571

Finished Product

Type	BENTOFIX NS			
Mass	5,415	g/m²	1.107	lbs/ft²
Tensile Strength				
Length	53	Kg	116.60	lbs
Elongation				
Length	107	%		
Peels	8.30	Kg	18.26	lbs
Permeability	<5E-9	cm/s		
Moisture Content	8.4	%		

Top Layer

Type	NON-WOVEN			
Layer #	000814205B			
Mass	245	g/m²	0.050	lbs/ft²

Bottom Layer

Type	WOVEN			
Layer #	8249155			
Mass	110	g/m²	0.022	lbs/ft²

Bentonite

Mesh	30			
Shipment	423590			
Montmorillonite	90	%		
Swell Index	25	ml		
Moisture Content	8.4	%		
Moisture Absorption	692	%		
Mass of Bentonite	5,060	g/m²	1.034	lbs/ft²
Fluid Loss	15.8	ml		

BENTOFIX TECHNOLOGIES INC.

Quality Control Certificate

I	Roll #	Date Produced	Product	Length	Width	BOL#
B0081502	07933	August 15, 2000	BENTOFIX NS	150.00 45.72	15.5 ft 4.72 m	8569

Finished Product

Type	BENTOFIX NS			
Mass	5,562	g/m²	1.137	lbs/ft²
Tensile Strength				
Length	65	Kg	143.00	lbs
Elongation				
Length	97	%		
Peels	12.10	Kg	26.62	lbs
Permeability	<5E-9	cm/s		
Moisture Content	8.4	%		

Top Layer

Type	NON-WOVEN			
Layer #	000814205B			
Mass	245	g/m²	0.050	lbs/ft²

Bottom Layer

Type	WOVEN			
Layer #	8241770			
Mass	110	g/m²	0.022	lbs/ft²

Bentonite

Mesh	30			
Shipment	423590			
Montmorillonite	90	%		
Swell Index	25	ml		
Moisture Content	8.4	%		
Moisture Absorption	692	%		
Mass of Bentonite	5,207	g/m²	1.064	lbs/ft²
Fluid Loss	15.8	ml		

BENTOFIX TECHNOLOGIES INC.

Quality Control Certificate

Roll #	Date Produced	Product	Length	Width	BOL#
B0081502 07934	August 15, 2000	BENTOFIX NS	150.00 45.72	15.5 ft 4.72 m	8573

Finished Product

Type	BENTOFIX NS			
Mass	5,562	g/m²	1.137	lbs/ft²
Tensile Strength				
Length	65	Kg	143.00	lbs
Elongation				
Length	97	%		
Peels	12.10	Kg	26.62	lbs
Permeability	<5E-9	cm/s		
Moisture Content	8.4	%		

Top Layer

Type	NON-WOVEN			
Layer #	000814205B			
Mass	245	g/m²	0.050	lbs/ft²

Bottom Layer

Type	WOVEN			
Layer #	8241770			
Mass	110	g/m²	0.022	lbs/ft²

Bentonite

Mesh	30			
Shipment	423590			
Montmorillonite	90	%		
Swell Index	25	ml		
Moisture Content	8.4	%		
Moisture Absorption	692	%		
Mass of Bentonite	5,207	g/m²	1.064	lbs/ft²
Fluid Loss	15.8	ml		

BENTOFIX TECHNOLOGIES INC.

Quality Control Certificate

I	Roll #	Date Produced	Product	Length	Width	BOL#
B0081502	07937	August 15, 2000	BENTOFIX NS	150.00 45.72	15.5 ft 4.72 m	8571

Finished Product

Type	BENTOFIX NS			
Mass	5,562	g/m²	1.137	lbs/ft²
Tensile Strength				
Length	65	Kg	143.00	lbs
Elongation				
Length	97	%		
Peels	12.10	Kg	26.62	lbs
Permeability	<5E-9	cm/s		
Moisture Content	8.4	%		

Top Layer

Type	NON-WOVEN			
Layer #	000814205B			
Mass	245	g/m²	0.050	lbs/ft²

Bottom Layer

Type	WOVEN			
Layer #	8241770			
Mass	110	g/m²	0.022	lbs/ft²

Bentonite

Mesh	30			
Shipment	423590			
Montmorillonite	90	%		
Swell Index	25	ml		
Moisture Content	8.4	%		
Moisture Absorption	692	%		
Mass of Bentonite	5,207	g/m²	1.064	lbs/ft²
Fluid Loss	15.8	ml		

BENTOFIX TECHNOLOGIES INC.

Quality Control Certificate

L	Roll #	Date Produced	Product	Length	Width	BOL#
B0081502	07951	August 15, 2000	BENTOFIX NS	150.00 45.72	15.5 ft 4.72 m	8573

Finished Product

Type	BENTOFIX NS			
Mass	5,674	g/m²	1.160	lbs/ft²
Tensile Strength				
Length	59	Kg	129.80	lbs
Elongation				
Length	99	%		
Peels	14.70	Kg	32.34	lbs
Permeability	<5E-9	cm/s		
Moisture Content	8.4	%		

Top Layer

Type	NON-WOVEN			
Layer #	000814205B			
Mass	245	g/m²	0.050	lbs/ft²

Bottom Layer

Type	WOVEN			
Layer #	8251612			
Mass	110	g/m²	0.022	lbs/ft²

Bentonite

Mesh	30			
Shipment	423590			
Montmorillonite	90	%		
Swell Index	25	ml		
Moisture Content	8.4	%		
Moisture Absorption	692	%		
Mass of Bentonite	5,319	g/m²	1.087	lbs/ft²
Fluid Loss	15.8	ml		

BENTOFIX TECHNOLOGIES INC.

Quality Control Certificate

I	Roll #	Date Produced	Product	Length	Width	BOL#
B0081502	07952	August 15, 2000	BENTOFIX NS	150.00 45.72	15.5 ft 4.72 m	8571

Finished Product

Type	BENTOFIX NS			
Mass	5,674	g/m²	1.160	lbs/ft²
Tensile Strength				
Length	59	Kg	129.80	lbs
Elongation				
Length	99	%		
Peels	14.70	Kg	32.34	lbs
Permeability	<5E-9	cm/s		
Moisture Content	8.4	%		

Top Layer

Type	NON-WOVEN			
Layer #	000814205B			
Mass	245	g/m²	0.050	lbs/ft²

Bottom Layer

Type	WOVEN			
Layer #	8251612			
Mass	110	g/m²	0.022	lbs/ft²

Bentonite

Mesh	30			
Shipment	423590			
Montmorillonite	90	%		
Swell Index	25	ml		
Moisture Content	8.4	%		
Moisture Absorption	692	%		
Mass of Bentonite	5,319	g/m²	1.087	lbs/ft²
Fluid Loss	15.8	ml		

BENTOFIX TECHNOLOGIES INC.

Quality Control Certificate

1	Roll #	Date Produced	Product	Length	Width	BOL#
B0081502	07954	August 15, 2000	BENTOFIX NS	150.00 45.72	15.5 ft 4.72 m	8569

Finished Product

Type	BENTOFIX NS			
Mass	5,403	g/m²	1.104	lbs/ft²
Tensile Strength				
Length	57	Kg	125.40	lbs
Elongation				
Length	96	%		
Peels	9.40	Kg	20.68	lbs
Permeability	<5E-9	cm/s		
Moisture Content	8.4	%		

Top Layer

Type	NON-WOVEN			
Layer #	000814205B			
Mass	245	g/m²	0.050	lbs/ft²

Bottom Layer

Type	WOVEN			
Layer #	8251612			
Mass	110	g/m²	0.022	lbs/ft²

Bentonite

Mesh	30			
Shipment	423590			
Montmorillonite	90	%		
Swell Index	25	ml		
Moisture Content	8.4	%		
Moisture Absorption	692	%		
Mass of Bentonite	5,048	g/m²	1.032	lbs/ft²
Fluid Loss	15.8	ml		

BENTOFIX TECHNOLOGIES INC.

Quality Control Certificate

L[redacted]	Roll #	Date Produced	Product	Length	Width	BOL#
B0081502	07956	August 15, 2000	BENTOFIX NS	150.00 45.72	15.5 ft 4.72 m	8573

Finished Product

Type	BENTOFIX NS			
Mass	5,403	g/m²	1.104	lbs/ft²
Tensile Strength				
Length	57	Kg	125.40	lbs
Elongation				
Length	96	%		
Peels	9.40	Kg	20.68	lbs
Permeability	<5E-9	cm/s		
Moisture Content	8.4	%		

op Layer

Type	NON-WOVEN			
[redacted]er #	000814205B			
Mass	245	g/m²	0.050	lbs/ft²

ottom Layer

Type	WOVEN			
Layer #	8251612			
Mass	110	g/m²	0.022	lbs/ft²

Bentonite

Mesh	30			
Shipment	423590			
Montmorillonite	90	%		
Swell Index	25	ml		
Moisture Content	8.4	%		
Moisture Absorption	692	%		
Mass of Bentonite	5,048	g/m²	1.032	lbs/ft²
Fluid Loss	15.8	ml		

BENTOFIX TECHNOLOGIES INC.

Quality Control Certificate

	Roll #	Date Produced	Product	Length	Width	BOL#
B0081502	07957	August 15, 2000	BENTOFIX NS	150.00 45.72	15.5 ft 4.72 m	8571

Finished Product

Type	BENTOFIX NS			
Mass	5,403	g/m²	1.104	lbs/ft²
Tensile Strength				
Length	57	Kg	125.40	lbs
Elongation				
Length	96	%		
Peels	9.40	Kg	20.68	lbs
Permeability	<5E-9	cm/s		
Moisture Content	8.4	%		

Top Layer

Type	NON-WOVEN			
Layer #	000814205B			
Mass	245	g/m²	0.050	lbs/ft²

Bottom Layer

Type	WOVEN			
Layer #	8251612			
Mass	110	g/m²	0.022	lbs/ft²

Bentonite

Mesh	30			
Shipment	423590			
Montmorillonite	90	%		
Swell Index	25	ml		
Moisture Content	8.4	%		
Moisture Absorption	692	%		
Mass of Bentonite	5,048	g/m²	1.032	lbs/ft²
Fluid Loss	15.8	ml		

BENTOFIX TECHNOLOGIES INC.

Quality Control Certificate

L	Roll #	Date Produced	Product	Length	Width	BOL#
B0081502	07964	August 15, 2000	BENTOFIX NS	150.00 45.72	15.5 ft 4.72 m	8564

Finished Product

Type	BENTOFIX NS			
Mass	5,403	g/m²	1.104	lbs/ft²
Tensile Strength				
Length	57	Kg	125.40	lbs
Elongation				
Length	96	%		
Peels	9.40	Kg	20.68	lbs
Permeability	5E-9	cm/s		
Moisture Content	8.4	%		

Top Layer

Type	NON-WOVEN			
Layer #	000812205B-1			
Mass	140	g/m²	0.049	lbs/ft²

Bottom Layer

Type	WOVEN			
Layer #	8261297			
Mass	110	g/m²	0.022	lbs/ft²

Bentonite

Mesh	30			
Shipment	423590			
Montmorillonite	90	%		
Swell Index	25	ml		
Moisture Content	8.4	%		
Moisture Absorption	692	%		
Mass of Bentonite	5,053	g/m²	1.033	lbs/ft²
Fluid Loss	15.8	ml		

BENTOFIX TECHNOLOGIES INC.

Quality Control Certificate

J `#	Roll #	Date Produced	Product	Length	Width	BOL#
B0081502	07969	August 15, 2000	BENTOFIX NS	150.00 45.72	15.5 ft 4.72 m	8560

Finished Product

Type	BENTOFIX NS			
Mass	5.674	g/m²	1.160	lbs/ft²
Tensile Strength				
Length	59	Kg	129.80	lbs
Elongation				
Length	99	%		
Peels	14.70	Kg	32.34	lbs
Permeability	<5E-9	cm/s		
Moisture Content	8.4	%		

Top Layer

Type	NON-WOVEN			
Layer #	000815205B			
Mass	240	g/m²	0.049	lbs/ft²

Bottom Layer

Type	WOVEN			
Layer #	8261297			
Mass	110	g/m²	0.022	lbs/ft²

Bentonite

Mesh	30			
Shipment	423590			
Montmorillonite	90	%		
Swell Index	25	ml		
Moisture Content	8.4	%		
Moisture Absorption	692	%		
Mass of Bentonite	5.324	g/m²	1.088	lbs/ft²
Fluid Loss	15.8	ml		

BENTOFIX TECHNOLOGIES INC.

Quality Control Certificate

[redacted]	Roll #	Date Produced	Product	Length	Width	BOL#
B0081502	07970	August 15, 2000	BENTOFIX NS	150.00 45.72	15.5 ft 4.72 m	8564

Finished Product

Type	BENTOFIX NS			
Mass	5,498	g/m²	1.124	lbs/ft²
Tensile Strength				
Length	59	Kg	129.80	lbs
Elongation				
Length	102	%		
Peels	11.60	Kg	25.52	lbs
Permeability	<5E-9	cm/s		
Moisture Content	8.4	%		

Top Layer

Type	NON-WOVEN			
Layer #	000815205B			
Mass	240	g/m²	0.049	lbs/ft²

Bottom Layer

Type	WOVEN			
Layer #	8261297			
Mass	110	g/m²	0.022	lbs/ft²

Bentonite

Mesh	30			
Shipment	423590			
Montmorillonite	90	%		
Swell Index	25	ml		
Moisture Content	8.4	%		
Moisture Absorption	692	%		
Mass of Bentonite	5,148	g/m²	1.052	lbs/ft²
Fluid Loss	15.8	ml		

BENTOFIX TECHNOLOGIES INC.

Quality Control Certificate

I	Roll #	Date Produced	Product	Length	Width	BOL#
B0081502	07993	August 15, 2000	BENTOFIX NS	150.00 45.72	15.5 ft 4.72 m	8569

Finished Product

Type	BENTOFIX NS			
Mass	5,498	g/m²	1.124	lbs/ft²
Tensile Strength				
Length	59	Kg	129.80	lbs
Elongation				
Length	102	%		
Peels	11.60	Kg	25.52	lbs
Permeability	<5E-9	cm/s		
Moisture Content	8.4	%		

Top Layer

Type	NON-WOVEN			
Layer #	000815205B			
Mass	240	g/m²	0.049	lbs/ft²

Bottom Layer

Type	WOVEN			
Layer #	8248768			
Mass	110	g/m²	0.022	lbs/ft²

Bentonite

Mesh	30			
Shipment	423590			
Montmorillonite	90	%		
Swell Index	25	ml		
Moisture Content	8.4	%		
Moisture Absorption	692	%		
Mass of Bentonite	5,148	g/m²	1.052	lbs/ft²
Fluid Loss	15.8	ml		

BENTOFIX TECHNOLOGIES INC.

Quality Control Certificate

Lo[redacted]	Roll #	Date Produced	Product	Length	Width	BOL#
B0081502	07999	August 17, 2000	BENTOFIX NS	150.00 45.72	15.5 ft 4.72 m	8568

Finished Product

Type	BENTOFIX NS			
Mass	5,498	g/m²	1.124	lbs/ft²
Tensile Strength				
Length	59	Kg	129.80	lbs
Elongation				
Length	102	%		
Peels	11.60	Kg	25.52	lbs
Permeability	<5E-9	cm/s		
Moisture Content	8.4	%		

Top Layer

Type	NON-WOVEN			
Layer #	000815205B			
Mass	240	g/m²	0.049	lbs/ft²

Bottom Layer

Type	WOVEN			
Layer #	8248768			
Mass	110	g/m²	0.022	lbs/ft²

Bentonite

Mesh	30			
Shipment	423590			
Montmorillonite	90	%		
Swell Index	25	ml		
Moisture Content	8.4	%		
Moisture Absorption	692	%		
Mass of Bentonite	5,148	g/m²	1.052	lbs/ft²
Fluid Loss	15.8	ml		

BENTOFIX TECHNOLOGIES INC.

Quality Control Certificate

I	Roll #	Date Produced	Product	Length	Width	BOL#
B0081502	08002	August 17, 2000	BENTOFIX NS	150.00 45.72	15.5 ft 4.72 m	8569

Finished Product

Type	BENTOFIX NS			
Mass	5,481	g/m²	1.120	lbs/ft²
Tensile Strength				
Length	55	Kg	121.00	lbs
Elongation				
Length	98	%		
Peels	7.10	Kg	15.62	lbs
Permeability	<5E-9	cm/s		
Moisture Content	8.4	%		

Top Layer

Type	NON-WOVEN			
Layer #	000815205B			
Mass	240	g/m²	0.049	lbs/ft²

Bottom Layer

Type	WOVEN			
Layer #	8248768			
Mass	110	g/m²	0.022	lbs/ft²

Bentonite

Mesh	30			
Shipment	423590			
Montmorillonite	90	%		
Swell Index	25	ml		
Moisture Content	8.4	%		
Moisture Absorption	692	%		
Mass of Bentonite	5,131	g/m²	1.049	lbs/ft²
Fluid Loss	15.8	ml		

BENTOFIX TECHNOLOGIES, INC.
MANUFACTURERS OF BENTOFIX

Bentofix Technologies, Inc. hereby certifies that the following test results meet or exceed our specifications for Bentofix and the specifications for WMI/Trail Ridge Landfill.

The Swell Index according to ASTM D5890, the Fluid Loss according to ASTM D5891 and the Moisture Content according to ASTM D4643 were tested at least once per 50,000 square feet.

PROJECT: **WMI/TRAIL RIDGE LANDFILL**

STYLE: **BENTOFIX NS**

LOT NUMBER: **B0081502**

RAILCAR NO.: **423590**

SAMPLE NO.	SWELL INDEX (ml)	FLUID LOSS (ml)	MOISTURE CONTENT (%)
1	29	12.2	7.2
2	26	15.2	7.9
3	26	15.8	8.4
4	27	15.0	8.2

N NEWMAN
Quality Control Manager

08/23/2000
DATE

BENTOFIX TECHNOLOGIES, INC.

BENTOFIX MANUFACTURING CERTIFICATION

CUSTOMER: SERROT INTERNATIONAL, INC. **DATE:** 08-17-2000

PROJECT: WMI/ TRAIL RIDGE LF **NO.ROLLS:** 15

ORDER/JOB#: 12720OD-5135/10379 **PRODUCT TYPE:** BENTOFIX NS

Bentofix Technologies, Inc. hereby certifies that the Bentofix Geosynthetic Clay Liner purchased and shipped for the above referenced project meets or exceeds Bentofix Technologies, Inc.'s specifications for Bentofix.

The Bentofix product has been continuously inspected for the presence of needles and is certified to be needle free.

The tests listed for the bentonite component have been performed on each batch of bentonite. The Swell Index according to ASTM D5890, the Moisture Content according to ASTM D4643 and the Fluid Loss according to ASTM D5891 were tested at least once per 50,000 square feet.

The tests listed for the finished geocomposite product have been performed at least once every 3,716 sq. mt. [40,000 sq. ft.] for the Bentonite Mass Per Unit Area according to ASTM D5993 and the Grab Tensile/Elongation and Peel Strength according to ASTM D4632.

The tests listed for the finished geocomposite product have been performed at least once every 18,580 sq. mt. [200,000 sq. ft.] for the geotextile components.

The finished geocomposite water permeability was tested at least once every 9,290 sq. mt. [100,000 sq. ft.] according to method ASTM D5084. The Index Flux was tested at least once per week according to ASTM D5887 and meets the required specification of < 1 x 10-8 m3/m2/sec.

The lot and roll numbers for this project are as follows:

LOT# B0081702

ROLL# 08003,08004,08005,08006,08007,08008,08009,08010,08011,08012,08013,08014
08016,08017,08018

KEVIN NEWMAN
Quality Control Manager

08/23/2000
DATE

BENTOFIX TECHNOLOGIES INC.

Quality Control Certificate

Roll #	Date Produced	Product	Length	Width	BOL#
B0081702 08003	August 17, 2000	BENTOFIX NS	150.00 45.72	15.5 ft 4.72 m	8569

Finished Product

Type	BENTOFIX NS		
Mass	5,386 g/m²	1.101	lbs/ft²
Tensile Strength			
Length	55 Kg	121.00	lbs
Elongation			
Length	93 %		
Peels	9.40 Kg	20.68	lbs
Permeability	<5E-9 cm/s		
Moisture Content	6.9 %		

Top Layer

Type	NON-WOVEN		
Layer #	000815205B		
Mass	240 g/m²	0.049	lbs/ft²

Bottom Layer

Type	WOVEN		
Layer #	8237885		
Mass	110 g/m²	0.022	lbs/ft²

Bentonite

Mesh	30		
Shipment	453623		
Montmorillonite	90 %		
Swell Index	27 ml		
Moisture Content	6.9 %		
Moisture Absorption	758 %		
Mass of Bentonite	5,036 g/m²	1.029	lbs/ft²
Fluid Loss	15.8 ml		

BENTOFIX TECHNOLOGIES INC.

Quality Control Certificate

Lot	Roll #	Date Produced	Product	Length	Width	BOL#
B0081702	08006	August 17, 2000	BENTOFIX NS	150.00 45.72	15.5 ft 4.72 m	8568

Finished Product

Type	BENTOFIX NS			
Mass	5,386	g/m²	1.101	lbs/ft²
Tensile Strength				
Length	55	Kg	121.00	lbs
Elongation				
Length	93	%		
Peels	9.40	Kg	20.68	lbs
Permeability	<5E-9	cm/s		
Moisture Content	6.9	%		

Top Layer

Type	NON-WOVEN			
Layer #	000815205B			
Mass	240	g/m²	0.049	lbs/ft²

Bottom Layer

Type	WOVEN			
Layer #	8237885			
Mass	110	g/m²	0.022	lbs/ft²

Bentonite

Mesh	30			
Shipment	453623			
Montmorillonite	90	%		
Swell Index	27	ml		
Moisture Content	6.9	%		
Moisture Absorption	758	%		
Mass of Bentonite	5,036	g/m²	1.029	lbs/ft²
Fluid Loss	15.8	ml		

BENTOFIX TECHNOLOGIES INC.

Quality Control Certificate

Lot #	Roll #	Date Produced	Product	Length	Width	BOL#
B0060602	98322	June 6, 2000	BENTOFIX NS	150.00 45.72	15.5 ft 4.72 m	8554

Finished Product

Type	BENTOFIX NS			
Mass	5,482	g/m²	1.120	lbs/ft²
Tensile Strength				
Length	48	Kg	105.60	lbs
Elongation				
Length	111	%		
Peels	11.30	Kg	24.86	lbs
Permeability	<5E-9	cm/s		
Moisture Content	8.6	%		

Top Layer

Type	NON-WOVEN			
Layer #	000605205B-1			
Mass	245	g/m²	0.050	lbs/ft²

Bottom Layer

Type	WOVEN			
Layer #	8166937			
Mass	110	g/m²	0.022	lbs/ft²

Bentonite

Mesh	30			
Shipment	422882			
Montmorillonite	90	%		
Swell Index	24	ml		
Moisture Content	8.6	%		
Moisture Absorption	736	%		
Mass of Bentonite	5,127	g/m²	1.048	lbs/ft²
Fluid Loss	15.2	ml		

BENTOFIX TECHNOLOGIES INC.

Quality Control Certificate

Lot #	Roll #	Date Produced	Product	Length	Width	BOL#
B0060602	98323	June 6, 2000	BENTOFIX NS	150.00 45.72	15.5 ft 4.72 m	8554

Finished Product

Type	BENTOFIX NS			
Mass	5,579	g/m²	1.140	lbs/ft²
Tensile Strength				
Length	53	Kg	116.60	lbs
Elongation				
Length	131	%		
Peels	11.60	Kg	25.52	lbs
Permeability	<5E-9	cm/s		
Moisture Content	8.6	%		

Top Layer

Type	NON-WOVEN			
Layer #	000605205B-1			
Mass	245	g/m²	0.050	lbs/ft²

Bottom Layer

Type	WOVEN			
Layer #	8166937			
Mass	110	g/m²	0.022	lbs/ft²

Bentonite

Mesh	30			
Shipment	422882			
Montmorillonite	90	%		
Swell Index	24	ml		
Moisture Content	8.6	%		
Moisture Absorption	736	%		
Mass of Bentonite	5,224	g/m²	1.068	lbs/ft²
Fluid Loss	15.2	ml		

BENTOFIX TECHNOLOGIES INC.

Quality Control Certificate

L[redacted]	Roll #	Date Produced	Product	Length	Width	BOL#
B0101802	14947	October 18, 2000	BENTOFIX NS	150.00 45.72	15.5 ft 4.72 m	

Finished Product

Type	BENTOFIX NS			
Mass	5,328	g/m²	1.089	lbs/ft²
Tensile Strength				
Length	61	Kg	134.20	lbs
Elongation				
Length	122	%		
Peels	10.80	Kg	23.76	lbs
Permeability	<5E-9	cm/s		
Moisture Content	8.5	%		

Top Layer

[redacted]ype	NON-WOVEN			
[redacted]ayer #	001014205B-1			
Mass	266	g/m²	0.054	lbs/ft²

Bottom Layer

Type	WOVEN			
Layer #	8295258			
Mass	110	g/m²	0.022	lbs/ft²

Bentonite

Mesh	30			
Shipment	454158			
Montmorillonite	90	%		
Swell Index	30	ml		
Moisture Content	8.5	%		
Moisture Absorption	782	%		
Mass of Bentonite	4,952	g/m²	1.012	lbs/ft²
Fluid Loss	13.8	ml		

BENTOFIX TECHNOLOGIES INC.

Quality Control Certificate

Lot #	Roll #	Date Produced	Product	Length	Width	BOL#
B0101802	14952	October 18, 2000	BENTOFIX NS	150.00 45.72	15.5 ft 4.72 m	8991

Finished Product

Type	BENTOFIX NS			
Mass	5,328	g/m²	1.089	lbs/ft²
Tensile Strength				
Length	61	Kg	134.20	lbs
Elongation				
Length	122	%		
Peels	10.80	Kg	23.76	lbs
Permeability	<5E-9	cm/s		
Moisture Content	8.5	%		

Top Layer

Type	NON-WOVEN			
Layer #	001014205B-1			
Mass	266	g/m²	0.054	lbs/ft²

Bottom Layer

Type	WOVEN			
Layer #	8295258			
Mass	110	g/m²	0.022	lbs/ft²

Bentonite

Mesh	30			
Shipment	454158			
Montmorillonite	90	%		
Swell Index	30	ml		
Moisture Content	8.5	%		
Moisture Absorption	782	%		
Mass of Bentonite	4,952	g/m²	1.012	lbs/ft²
Fluid Loss	13.8	ml		

BENTOFIX TECHNOLOGIES INC.

Quality Control Certificate

Lot	Roll #	Date Produced	Product	Length	Width	BOL#
B0101802	14958	October 18, 2000	BENTOFIX NS	150.00 45.72	15.5 ft 4.72 m	8950

Finished Product

Type	BENTOFIX NS			
Mass	5,508	g/m²	1.126	lbs/ft²
Tensile Strength				
Length	66	Kg	145.20	lbs
Elongation				
Length	128	%		
Peels	12.90	Kg	28.38	lbs
Permeability	<5E-9	cm/s		
Moisture Content	8.5	%		

Top Layer

Type	NON-WOVEN			
Layer #	001014205B-1			
Mass	266	g/m²	0.054	lbs/ft²

Bottom Layer

Type	WOVEN			
Layer #	8295258			
Mass	110	g/m²	0.022	lbs/ft²

Bentonite

Mesh	30			
Shipment	454158			
Montmorillonite	90	%		
Swell Index	30	ml		
Moisture Content	8.5	%		
Moisture Absorption	782	%		
Mass of Bentonite	5,132	g/m²	1.049	lbs/ft²
Fluid Loss	13.8	ml		

BENTOFIX TECHNOLOGIES INC.

Quality Control Certificate

Lot #	Roll #	Date Produced	Product	Length	Width	BOL#
B0101802	14959	October 18, 2000	BENTOFIX NS	150.00 45.72	15.5 ft 4.72 m	8991

Finished Product

Type	BENTOFIX NS			
Mass	5,508	g/m²	1.126	lbs/ft²
Tensile Strength				
Length	66	Kg	145.20	lbs
Elongation				
Length	128	%		
Peels	12.90	Kg	28.38	lbs
Permeability	<5E-9	cm/s		
Moisture Content	8.5	%		

Top Layer

Type	NON-WOVEN			
Layer #	001014205B-1			
Mass	266	g/m²	0.054	lbs/ft²

Bottom Layer

Type	WOVEN			
Layer #	8295258			
Mass	110	g/m²	0.022	lbs/ft²

Bentonite

Mesh	30			
Shipment	454158			
Montmorillonite	90	%		
Swell Index	30	ml		
Moisture Content	8.5	%		
Moisture Absorption	782	%		
Mass of Bentonite	5,132	g/m²	1.049	lbs/ft²
Fluid Loss	13.8	ml		

BENTOFIX TECHNOLOGIES INC.

Quality Control Certificate

Lot	Roll #	Date Produced	Product	Length	Width	BOL#
B0101802	14960	October 18, 2000	BENTOFIX NS	150.00 45.72	15.5 ft 4.72 m	8979

Finished Product

Type	BENTOFIX NS			
Mass	5,508	g/m²	1.126	lbs/ft²
Tensile Strength				
Length	66	Kg	145.20	lbs
Elongation				
Length	128	%		
Peels	12.90	Kg	28.38	lbs
Permeability	<5E-9	cm/s		
Moisture Content	8.5	%		

Top Layer

Type	NON-WOVEN			
Layer #	001014205B-1			
Mass	266	g/m²	0.054	lbs/ft²

Bottom Layer

Type	WOVEN			
Layer #	8295258			
Mass	110	g/m²	0.022	lbs/ft²

Bentonite

Mesh	30			
Shipment	454158			
Montmorillonite	90	%		
Swell Index	30	ml		
Moisture Content	8.5	%		
Moisture Absorption	782	%		
Mass of Bentonite	5,132	g/m²	1.049	lbs/ft²
Fluid Loss	13.8	ml		

BENTOFIX TECHNOLOGIES INC.

Quality Control Certificate

Lot #	Roll #	Date Produced	Product	Length	Width	BOL#
B0102502	15410	October 26, 2000	BENTOFIX NS	150.00 45.72	15.5 ft 4.72 m	9022

Finished Product

Type	BENTOFIX NS			
Mass	5,499	g/m²	1.124	lbs/ft²
Tensile Strength				
Length	64	Kg	140.80	lbs
Elongation				
Length	120	%		
Peels	8.60	Kg	18.92	lbs
Permeability	<5E-9	cm/s		
Moisture Content	8.0	%		

Top Layer

Type	NON-WOVEN			
Layer #	001019205B			
Mass	232	g/m²	0.047	lbs/ft²

Bottom Layer

Type	WOVEN			
Layer #	8309487			
Mass	110	g/m²	0.022	lbs/ft²

Bentonite

Mesh	30			
Shipment	423361			
Montmorillonite	90	%		
Swell Index	28	ml		
Moisture Content	8.0	%		
Moisture Absorption	844	%		
Mass of Bentonite	5,157	g/m²	1.054	lbs/ft²
Fluid Loss	13.6	ml		

BENTOFIX TECHNOLOGIES INC.

Quality Control Certificate

Lot #	Roll #	Date Produced	Product	Length	Width	BOL#
B0102502	15412	October 26, 2000	BENTOFIX NS	150.00 45.72	15.5 ft 4.72 m	9022

Finished Product

Type	BENTOFIX NS			
Mass	5,403	g/m²	1.104	lbs/ft²
Tensile Strength				
Length	51	Kg	112.20	lbs
Elongation				
Length	112	%		
Peels	13.00	Kg	28.60	lbs
Permeability	<5E-9	cm/s		
Moisture Content	8.0	%		

Top Layer

Type	NON-WOVEN			
Layer #	001019205B			
Mass	232	g/m²	0.047	lbs/ft²

Bottom Layer

Type	WOVEN			
Layer #	8309487			
Mass	110	g/m²	0.022	lbs/ft²

Bentonite

Mesh	30			
Shipment	423361			
Montmorillonite	90	%		
Swell Index	28	ml		
Moisture Content	8.0	%		
Moisture Absorption	844	%		
Mass of Bentonite	5,061	g/m²	1.034	lbs/ft²
Fluid Loss	13.6	ml		

BENTOFIX TECHNOLOGIES INC.

Quality Control Certificate

#	Roll #	Date Produced	Product	Length	Width	BOL#
B0102502	15393	October 26, 2000	BENTOFIX NS	150.00 45.72	15.5 ft 4.72 m	9009

Finished Product

Type	BENTOFIX NS			
Mass	5,413	g/m²	1.106	lbs/ft²
Tensile Strength				
Length	60	Kg	132.00	lbs
Elongation				
Length	113	%		
Peels	7.10	Kg	15.62	lbs
Permeability	<5E-9	cm/s		
Moisture Content	8.0	%		

Top Layer

Type	NON-WOVEN			
Layer #	001019205B			
Mass	232	g/m²	0.047	lbs/ft²

Bottom Layer

Type	WOVEN			
Layer #	8312132			
Mass	110	g/m²	0.022	lbs/ft²

Bentonite

Mesh	30			
Shipment	423361			
Montmorillonite	90	%		
Swell Index	28	ml		
Moisture Content	8.0	%		
Moisture Absorption	844	%		
Mass of Bentonite	5,071	g/m²	1.036	lbs/ft²
Fluid Loss	13.6	ml		

BENTOFIX TECHNOLOGIES, INC.

BENTOFIX MANUFACTURING CERTIFICATION

CUSTOMER SERROT INTERNATIONAL, INC. **SHIP DATE:** 10-23-2000

PROJECT: WMI/ TRAIL RIDGE LF **NO.ROLLS/B.O.L NO.:** 17/8971

ORDER/JOB# 12720OD-5135/10379 **PRODUCT TYPE:** BENTOFIX NS

Bentofix Technologies, Inc. hereby certifies that the Bentofix Geosynthetic Clay Liner purchased and shipped for the above referenced project meets or exceeds Bentofix Technologies, Inc.'s specifications for Bentofix.

The Bentofix product has been continuously inspected for the presence of needles and is certified to be needle free.

The tests listed for the bentonite component have been performed on each batch of bentonite. The Swell Index according to ASTM D5890, the Moisture Content according to ASTM D4643 and the Fluid Loss according to ASTM D5891 were tested at least once per 50,000 square feet.

The tests listed for the finished geocomposite product have been performed at least once every 3,716 sq. mt. [40,000 sq. ft.] for the Bentonite Mass Per Unit Area according to ASTM D5993 and the Grab Tensile/Elongation and Peel Strength according to ASTM D4632.

The tests listed for the finished geocomposite product have been performed at least once every 18,580 sq. mt. [200,000 sq. ft.] for the geotextile components.

The finished geocomposite water permeability was tested at least once every 9,290 sq. mt. [100,000 sq. ft.] according to method ASTM D5084. The Index Flux was tested at least once per week according to ASTM D5887 and meets the required specification of < 1 x 10-8 m3/m2/sec.

The lot and roll numbers for this project are as follows:

LOT# B0101802
ROLL# 14962,14963,14964,14965

LOT# B0102002
ROLL# 15120,15130,15132,15133,15134,15137,15142,15144,15145,15146,15159,15162,
15179

KEVIN NEWMAN
Quality Control Manager

01/18/2001
DATE

BENTOFIX TECHNOLOGIES INC.

Quality Control Certificate

Lot #	Roll #	Date Produced	Product	Length	Width	BOL#
B0101802	14962	October 18, 2000	BENTOFIX NS	150.00 45.72	15.5 ft 4.72 m	8971

Finished Product

Type	BENTOFIX NS			
Mass	5,508	g/m²	1.126	lbs/ft²
Tensile Strength				
Length	66	Kg	145.20	lbs
Elongation				
Length	128	%		
Peels	12.90	Kg	28.38	lbs
Permeability	<5E-9	cm/s		
Moisture Content	8.5	%		

Top Layer

Type	NON-WOVEN			
Layer #	001013205B-1			
Mass	240	g/m²	0.049	lbs/ft²

Bottom Layer

Type	WOVEN			
Layer #	8295258			
Mass	110	g/m²	0.022	lbs/ft²

Bentonite

Mesh	30			
Shipment	454158			
Montmorillonite	90	%		
Swell Index	30	ml		
Moisture Content	8.5	%		
Moisture Absorption	782	%		
Mass of Bentonite	5,158	g/m²	1.054	lbs/ft²
Fluid Loss	13.8	ml		

BENTOFIX TECHNOLOGIES INC.

Quality Control Certificate

L[redacted]	Roll #	Date Produced	Product	Length	Width	BOL#
B0101802	14964	October 18, 2000	BENTOFIX NS	150.00 45.72	15.5 ft 4.72 m	

Finished Product

Type	BENTOFIX NS			
Mass	5,508	g/m²	1.126	lbs/ft²
Tensile Strength				
Length	66	Kg	145.20	lbs
Elongation				
Length	128	%		
Peels	12.90	Kg	28.38	lbs
Permeability	<5E-9	cm/s		
Moisture Content	8.5	%		

Top Layer

Type	NON-WOVEN			
Layer #	001013205B-1			
Mass	240	g/m²	0.049	lbs/ft²

Bottom Layer

Type	WOVEN			
Layer #	8295258			
Mass	110	g/m²	0.022	lbs/ft²

Bentonite

Mesh	30			
Shipment	454158			
Montmorillonite	90	%		
Swell Index	30	ml		
Moisture Content	8.5	%		
Moisture Absorption	782	%		
Mass of Bentonite	5,158	g/m²	1.054	lbs/ft²
Fluid Loss	13.8	ml		

BENTOFIX TECHNOLOGIES INC.

Quality Control Certificate

Lot #	Roll #	Date Produced	Product	Length	Width	BOL#
B0101802	14974	October 18, 2000	BENTOFIX NS	150.00 45.72	15.5 ft 4.72 m	8979

Finished Product

Type	BENTOFIX NS			
Mass	5,408	g/m²	1.105	lbs/ft²
Tensile Strength				
Length	59	Kg	129.80	lbs
Elongation				
Length	118	%		
Peels	10.20	Kg	22.44	lbs
Permeability	<5E-9	cm/s		
Moisture Content	8.5	%		

Top Layer

Type	NON-WOVEN			
Layer #	001014205B-1			
Mass	266	g/m²	0.054	lbs/ft²

Bottom Layer

Type	WOVEN			
Layer #	8314422			
Mass	110	g/m²	0.022	lbs/ft²

Bentonite

Mesh	30			
Shipment	454158			
Montmorillonite	90	%		
Swell Index	30	ml		
Moisture Content	8.5	%		
Moisture Absorption	782	%		
Mass of Bentonite	5,032	g/m²	1.028	lbs/ft²
Fluid Loss	13.8	ml		

BENTOFIX TECHNOLOGIES INC.

Quality Control Certificate

Lot	Roll #	Date Produced	Product	Length	Width	BOL#
B0101802	14975	October 18, 2000	BENTOFIX NS	150.00 45.72	15.5 ft 4.72 m	8950

Finished Product

Type	BENTOFIX NS		
Mass	5,408 g/m²	1.105	lbs/ft²
Tensile Strength			
Length	59 Kg	129.80	lbs
Elongation			
Length	118 %		
Peels	10.20 Kg	22.44	lbs
Permeability	<5E-9 cm/s		
Moisture Content	8.5 %		

Top Layer

Type	NON-WOVEN		
Layer #	001014205B-1		
Mass	266 g/m²	0.054	lbs/ft²

Bottom Layer

Type	WOVEN		
Layer #	8314422		
Mass	110 g/m²	0.022	lbs/ft²

Bentonite

Mesh	30		
Shipment	454158		
Montmorillonite	90 %		
Swell Index	30 ml		
Moisture Content	8.5 %		
Moisture Absorption	782 %		
Mass of Bentonite	5,032 g/m²	1.028	lbs/ft²
Fluid Loss	13.8 ml		

BENTOFIX TECHNOLOGIES INC.

Quality Control Certificate

Lot #	Roll #	Date Produced	Product	Length	Width	BOL#
B0101802	14981	October 18, 2000	BENTOFIX NS	150.00 45.72	15.5 ft 4.72 m	8950

Finished Product

Type	BENTOFIX NS			
Mass	5,408	g/m²	1.105	lbs/ft²
Tensile Strength				
Length	59	Kg	129.80	lbs
Elongation				
Length	118	%		
Peels	10.20	Kg	22.44	lbs
Permeability	<5E-9	cm/s		
Moisture Content	8.5	%		

Top Layer

Type	NON-WOVEN			
Layer #	001013205B-1			
Mass	240	g/m²	0.049	lbs/ft²

Bottom Layer

Type	WOVEN			
Layer #	8314422			
Mass	110	g/m²	0.022	lbs/ft²

Bentonite

Mesh	30			
Shipment	454158			
Montmorillonite	90	%		
Swell Index	30	ml		
Moisture Content	8.5	%		
Moisture Absorption	782	%		
Mass of Bentonite	5,058	g/m²	1.034	lbs/ft²
Fluid Loss	13.8	ml		

BENTOFIX TECHNOLOGIES, INC.

BENTOFIX MANUFACTURING CERTIFICATION

CUSTOMER: SERROT INTERNATIONAL, INC **SHIP DATE:** 10-20-2000

PROJECT: WMI / TRAIL RIDGE LF **NO. ROLLS/BOL#:** 16/8963

ORDER/JOB#: 12720OD/ 0379 **PRODUCT TYPE:** BENTOFIX NS

Bentofix Technologies, Inc. hereby certifies that the Bentofix Geosynthetic Clay Liner purchased and shipped for the above referenced project meets or exceeds Bentofix Technologies, Inc.'s specifications for Bentofix.

The Bentofix product has been continuously inspected for the presence of needles and is certified to be needle free.

The tests listed for the bentonite component have been performed on each batch of bentonite. The Swell Index according to ASTM D5890, the Moisture Content according to ASTM D4643 and the Fluid Loss according to ASTM D5891 were tested at least once per 50,000 square feet.

The tests listed for the finished geocomposite product have been performed at least once every 3,716 sq. mt. [40,000 sq. ft.] for the Bentonite Mass Per Unit Area according to ASTM D5993 and the Grab Tensile/Elongation and Peel Strength according to ASTM D4632.

The tests listed for the finished geocomposite product have been performed at least once every 18,580 sq. mt. [200,000 sq. ft.] for the geotextile components.

The finished geocomposite water permeability was tested at least once every 9,290 sq. mt. [100,000 sq. ft.] according to method ASTM D5084. The Index Flux was tested at least once per week according to ASTM D5887 and meets the required specification of < 1 x 10-8 m3/m2/sec.

The lot and roll numbers for this project are as follows:

LOT# B0101802

ROLL# 14986

LOT# B0102002

ROLL# 15111,15112,15114,15116,15117,15118,15119,15121,15122,15123,15124,15126, 15127,15128,15129

KEVIN NEWMAN
Quality Control Manager

01/18/2001
DATE

BENTOFIX TECHNOLOGIES INC.

Quality Control Certificate

Lot #	Roll #	Date Produced	Product	Length	Width	BOL#
B0101802	14986	October 19, 2000	BENTOFIX NS	150.00 45.72	15.5 ft 4.72 m	8963

Finished Product

Type	BENTOFIX NS			
Mass	5,408	g/m²	1.105	lbs/ft²
Tensile Strength				
Length	59	Kg	129.80	lbs
Elongation				
Length	118	%		
Peels	10.20	Kg	22.44	lbs
Permeability	<5E-9	cm/s		
Moisture Content	8.5	%		

Top Layer

Type	NON-WOVEN			
Layer #	001013205B-1			
Mass	240	g/m²	0.049	lbs/ft²

Bottom Layer

Type	WOVEN			
Layer #	8314422			
Mass	110	g/m²	0.022	lbs/ft²

Bentonite

Mesh	30			
Shipment	454158			
Montmorillonite	90	%		
Swell Index	30	ml		
Moisture Content	8.5	%		
Moisture Absorption	782	%		
Mass of Bentonite	5,058	g/m²	1.034	lbs/ft²
Fluid Loss	13.8	ml		

BENTOFIX TECHNOLOGIES INC.

Quality Control Certificate

Lot	Roll #	Date Produced	Product	Length	Width	BOL#
B0101802	14987	October 19, 2000	BENTOFIX NS	150.00 45.72	15.5 ft 4.72 m	8942

Finished Product

Type	BENTOFIX NS			
Mass	5,408	g/m²	1.105	lbs/ft²
Tensile Strength				
Length	59	Kg	129.80	lbs
Elongation				
Length	118	%		
Peels	10.20	Kg	22.44	lbs
Permeability	<5E-9	cm/s		
Moisture Content	8.5	%		

Top Layer

Type	NON-WOVEN			
Layer #	001013205B-1			
Mass	240	g/m²	0.049	lbs/ft²

Bottom Layer

Type	WOVEN			
Layer #	8314422			
Mass	110	g/m²	0.022	lbs/ft²

Bentonite

Mesh	30			
Shipment	454158			
Montmorillonite	90	%		
Swell Index	30	ml		
Moisture Content	8.5	%		
Moisture Absorption	782	%		
Mass of Bentonite	5,058	g/m²	1.034	lbs/ft²
Fluid Loss	13.8	ml		

BENTOFIX TECHNOLOGIES INC.

Quality Control Certificate

Lot #	Roll #	Date Produced	Product	Length	Width	BOL#
B0101802	14990	October 19, 2000	BENTOFIX NS	150.00 45.72	15.5 ft 4.72 m	8950

Finished Product

Type	BENTOFIX NS			
Mass	5,406	g/m²	1.105	lbs/ft²
Tensile Strength				
Length	60	Kg	132.00	lbs
Elongation				
Length	117	%		
Peels	11.10	Kg	24.42	lbs
Permeability	<5E-9	cm/s		
Moisture Content	8.5	%		

Top Layer

Type	NON-WOVEN			
Layer #	001013205B-1			
Mass	240	g/m²	0.049	lbs/ft²

Bottom Layer

Type	WOVEN			
Layer #	8314422			
Mass	110	g/m²	0.022	lbs/ft²

Bentonite

Mesh	30			
Shipment	454158			
Montmorillonite	90	%		
Swell Index	30	ml		
Moisture Content	8.5	%		
Moisture Absorption	782	%		
Mass of Bentonite	5,056	g/m²	1.033	lbs/ft²
Fluid Loss	13.8	ml		

BENTOFIX TECHNOLOGIES INC.

Quality Control Certificate

Lot #	Roll #	Date Produced	Product	Length	Width	BOL#
B0101802	14991	October 19, 2000	BENTOFIX NS	150.00 45.72	15.5 ft 4.72 m	8942

Finished Product

Type	BENTOFIX NS			
Mass	5,406	g/m²	1.105	lbs/ft²
Tensile Strength				
Length	60	Kg	132.00	lbs
Elongation				
Length	117	%		
Peels	11.10	Kg	24.42	lbs
Permeability	<5E-9	cm/s		
Moisture Content	8.5	%		

Top Layer

Type	NON-WOVEN			
Layer #	001013205B-1			
Mass	240	g/m²	0.049	lbs/ft²

Bottom Layer

Type	WOVEN			
Layer #	8288071			
Mass	110	g/m²	0.022	lbs/ft²

Bentonite

Mesh	30			
Shipment	454158			
Montmorillonite	90	%		
Swell Index	30	ml		
Moisture Content	8.5	%		
Moisture Absorption	782	%		
Mass of Bentonite	5,056	g/m²	1.033	lbs/ft²
Fluid Loss	13.8	ml		

BENTOFIX TECHNOLOGIES INC.

Quality Control Certificate

Lot #	Roll #	Date Produced	Product	Length	Width	BOL#
B0101802	14994	October 19, 2000	BENTOFIX NS	150.00 45.72	15.5 ft 4.72 m	8945

Finished Product

Type	BENTOFIX NS		
Mass	5,406 g/m²	1.105	lbs/ft²
Tensile Strength			
Length	60 Kg	132.00	lbs
Elongation			
Length	117 %		
Peels	11.10 Kg	24.42	lbs
Permeability	<5E-9 cm/s		
Moisture Content	8.5 %		

Top Layer

Type	NON-WOVEN		
Layer #	001013205B-1		
Mass	240 g/m²	0.049	lbs/ft²

Bottom Layer

Type	WOVEN		
Layer #	8288071		
Mass	110 g/m²	0.022	lbs/ft²

Bentonite

Mesh	30		
Shipment	454158		
Montmorillonite	90 %		
Swell Index	30 ml		
Moisture Content	8.5 %		
Moisture Absorption	782 %		
Mass of Bentonite	5,056 g/m²	1.033	lbs/ft²
Fluid Loss	13.8 ml		

BENTOFIX TECHNOLOGIES INC.

Quality Control Certificate

Lot	Roll #	Date Produced	Product	Length	Width	BOL#
B0101802	14998	October 19, 2000	BENTOFIX NS	150.00 45.72	15.5 ft 4.72 m	8945

Finished Product

Type	BENTOFIX NS			
Mass	5,406	g/m²	1.105	lbs/ft²
Tensile Strength				
Length	60	Kg	132.00	lbs
Elongation				
Length	117	%		
Peels	11.10	Kg	24.42	lbs
Permeability	<5E-9	cm/s		
Moisture Content	8.5	%		

Top Layer

Type	NON-WOVEN			
Layer #	001013205B-1			
Mass	240	g/m²	0.049	lbs/ft²

Bottom Layer

Type	WOVEN			
Layer #	8288071			
Mass	110	g/m²	0.022	lbs/ft²

Bentonite

Mesh	30			
Shipment	454158			
Montmorillonite	90	%		
Swell Index	30	ml		
Moisture Content	8.5	%		
Moisture Absorption	782	%		
Mass of Bentonite	5,056	g/m²	1.033	lbs/ft²
Fluid Loss	13.8	ml		

BENTOFIX TECHNOLOGIES INC.

Quality Control Certificate

Lot #	Roll #	Date Produced	Product	Length	Width	BOL#
B0101802	15006	October 19, 2000	BENTOFIX NS	150.00 45.72	15.5 ft 4.72 m	8942

Finished Product

Type	BENTOFIX NS			
Mass	5,599	g/m²	1.144	lbs/ft²
Tensile Strength				
Length	58	Kg	127.60	lbs
Elongation				
Length	115	%		
Peels	11.90	Kg	26.18	lbs
Permeability	<5E-9	cm/s		
Moisture Content	8.5	%		

Top Layer

Type	NON-WOVEN			
Layer #	001013205B-1			
Mass	240	g/m²	0.049	lbs/ft²

Bottom Layer

Type	WOVEN			
Layer #	8288071			
Mass	110	g/m²	0.022	lbs/ft²

Bentonite

Mesh	30			
Shipment	454158			
Montmorillonite	90	%		
Swell Index	30	ml		
Moisture Content	8.5	%		
Moisture Absorption	782	%		
Mass of Bentonite	5,249	g/m²	1.073	lbs/ft²
Fluid Loss	13.8	ml		

BENTOFIX TECHNOLOGIES INC.

Quality Control Certificate

Lot #	Roll #	Date Produced	Product	Length	Width	BOL#
B0101802	15011	October 19, 2000	BENTOFIX NS	150.00 45.72	15.5 ft 4.72 m	8945

Finished Product

Type	BENTOFIX NS			
Mass	5,599	g/m²	1.144	lbs/ft²
Tensile Strength				
Length	58	Kg	127.60	lbs
Elongation				
Length	115	%		
Peels	11.90	Kg	26.18	lbs
Permeability	<5E-9	cm/s		
Moisture Content	8.5	%		

Top Layer

Type	NON-WOVEN			
Layer #	001014205B-1			
Mass	266	g/m²	0.054	lbs/ft²

Bottom Layer

Type	WOVEN			
Layer #	8288071			
Mass	110	g/m²	0.022	lbs/ft²

Bentonite

Mesh	30			
Shipment	454158			
Montmorillonite	90	%		
Swell Index	30	ml		
Moisture Content	8.5	%		
Moisture Absorption	782	%		
Mass of Bentonite	5,223	g/m²	1.068	lbs/ft²
Fluid Loss	13.8	ml		

BENTOFIX TECHNOLOGIES INC.

Quality Control Certificate

Lot #	Roll #	Date Produced	Product	Length	Width	BOL#
B0101802	15015	October 19, 2000	BENTOFIX NS	150.00 45.72	15.5 ft 4.72 m	8945

Finished Product

Type	BENTOFIX NS			
Mass	5,599	g/m²	1.144	lbs/ft²
Tensile Strength				
Length	58	Kg	127.60	lbs
Elongation				
Length	115	%		
Peels	11.90	Kg	26.18	lbs
Permeability	<5E-9	cm/s		
Moisture Content	8.5	%		

Top Layer

Type	NON-WOVEN			
Layer #	001014205B-1			
Mass	266	g/m²	0.054	lbs/ft²

Bottom Layer

Type	WOVEN			
Layer #	8288071			
Mass	110	g/m²	0.022	lbs/ft²

Bentonite

Mesh	30			
Shipment	454158			
Montmorillonite	90	%		
Swell Index	30	ml		
Moisture Content	8.5	%		
Moisture Absorption	782	%		
Mass of Bentonite	5,223	g/m²	1.068	lbs/ft²
Fluid Loss	13.8	ml		

BENTOFIX TECHNOLOGIES INC.

Quality Control Certificate

Lot #	Roll #	Date Produced	Product	Length	Width	BOL#
B0101802	15023	October 19, 2000	BENTOFIX NS	150.00 45.72	15.5 ft 4.72 m	8950

Finished Product

Type	BENTOFIX NS			
Mass	5,370	g/m²	1.098	lbs/ft²
Tensile Strength				
Length	67	Kg	147.40	lbs
Elongation				
Length	123	%		
Peels	7.20	Kg	15.84	lbs
Permeability	<5E-9	cm/s		
Moisture Content	8.5	%		

Top Layer

Type	NON-WOVEN			
Layer #	001013205B-1			
Mass	240	g/m²	0.049	lbs/ft²

Bottom Layer

Type	WOVEN			
Layer #	8291123			
Mass	110	g/m²	0.022	lbs/ft²

Bentonite

Mesh	30			
Shipment	454158			
Montmorillonite	90	%		
Swell Index	30	ml		
Moisture Content	8.5	%		
Moisture Absorption	782	%		
Mass of Bentonite	5,020	g/m²	1.026	lbs/ft²
Fluid Loss	13.8	ml		

BENTOFIX TECHNOLOGIES INC.

Quality Control Certificate

Lot #	Roll #	Date Produced	Product	Length	Width	BOL#
B0102002	15111	October 20, 2000	BENTOFIX NS	150.00 45.72	15.5 ft 4.72 m	8963

Finished Product

Type	BENTOFIX NS			
Mass	5,367	g/m²	1.097	lbs/ft²
Tensile Strength				
Length	57	Kg	125.40	lbs
Elongation				
Length	111	%		
Peels	10.70	Kg	23.54	lbs
Permeability	<5E-9	cm/s		
Moisture Content	7.8	%		

Top Layer

Type	NON-WOVEN			
Layer #	001014205B			
Mass	235	g/m²	0.048	lbs/ft²

Bottom Layer

Type	WOVEN			
Layer #	8334479			
Mass	110	g/m²	0.022	lbs/ft²

Bentonite

Mesh	30			
Shipment	424516			
Montmorillonite	90	%		
Swell Index	29	ml		
Moisture Content	7.8	%		
Moisture Absorption	797	%		
Mass of Bentonite	5,022	g/m²	1.026	lbs/ft²
Fluid Loss	17.2	ml		

BENTOFIX TECHNOLOGIES INC.

Quality Control Certificate

L	Roll #	Date Produced	Product	Length	Width	BOL#
B0102002	15113	October 20, 2000	BENTOFIX NS	150.00 45.72	15.5 ft 4.72 m	8979

Finished Product

Type	BENTOFIX NS			
Mass	5,367	g/m²	1.097	lbs/ft²
Tensile Strength				
Length	57	Kg	125.40	lbs
Elongation				
Length	111	%		
Peels	10.70	Kg	23.54	lbs
Permeability	<5E-9	cm/s		
Moisture Content	7.8	%		

Top Layer

Type	NON-WOVEN			
Layer #	001014205B			
Mass	235	g/m²	0.048	lbs/ft²

Bottom Layer

Type	WOVEN			
Layer #	8334479			
Mass	110	g/m²	0.022	lbs/ft²

Bentonite

Mesh	30			
Shipment	424516			
Montmorillonite	90	%		
Swell Index	29	ml		
Moisture Content	7.8	%		
Moisture Absorption	797	%		
Mass of Bentonite	5,022	g/m²	1.026	lbs/ft²
Fluid Loss	17.2	ml		

BENTOFIX TECHNOLOGIES INC.

Quality Control Certificate

Lot #	Roll #	Date Produced	Product	Length	Width	BOL#
B0102002	15120	October 20, 2000	BENTOFIX NS	150.00 45.72	15.5 ft 4.72 m	8971

Finished Product

Type	BENTOFIX NS			
Mass	5,367	g/m²	1.097	lbs/ft²
Tensile Strength				
Length	57	Kg	125.40	lbs
Elongation				
Length	111	%		
Peels	10.70	Kg	23.54	lbs
Permeability	<5E-9	cm/s		
Moisture Content	7.8	%		

Top Layer

Type	NON-WOVEN			
Layer #	001014205B			
Mass	235	g/m²	0.048	lbs/ft²

Bottom Layer

Type	WOVEN			
Layer #	8334479			
Mass	110	g/m²	0.022	lbs/ft²

Bentonite

Mesh	30			
Shipment	424516			
Montmorillonite	90	%		
Swell Index	29	ml		
Moisture Content	7.8	%		
Moisture Absorption	797	%		
Mass of Bentonite	5,022	g/m²	1.026	lbs/ft²
Fluid Loss	17.2	ml		

BENTOFIX TECHNOLOGIES INC.

Quality Control Certificate

[redacted]	Roll #	Date Produced	Product	Length	Width	BOL#
B0102002	15128	October 20, 2000	BENTOFIX NS	150.00 45.72	15.5 ft 4.72 m	8963

Finished Product

Type	BENTOFIX NS			
Mass	5,390	g/m²	1.102	lbs/ft²
Tensile Strength				
Length	63	Kg	138.60	lbs
Elongation				
Length	135	%		
Peels	7.80	Kg	17.16	lbs
Permeability	<5E-9	cm/s		
Moisture Content	7.8	%		

Top Layer

Type	NON-WOVEN			
Layer #	001014205B			
Mass	235	g/m²	0.048	lbs/ft²

Bottom Layer

Type	WOVEN			
Layer #	8334479			
Mass	110	g/m²	0.022	lbs/ft²

Bentonite

Mesh	30			
Shipment	*424516*			
Montmorillonite	90	%		
Swell Index	29	ml		
Moisture Content	7.8	%		
Moisture Absorption	797	%		
Mass of Bentonite	5,045	g/m²	1.031	lbs/ft²
Fluid Loss	17.2	ml		

BENTOFIX TECHNOLOGIES INC.

Quality Control Certificate

Lot #	Roll #	Date Produced	Product	Length	Width	BOL#
B0102002	15130	October 20, 2000	BENTOFIX NS	150.00 45.72	15.5 ft 4.72 m	8971

Finished Product

Type	BENTOFIX NS			
Mass	5,390	g/m²	1.102	lbs/ft²
Tensile Strength				
Length	63	Kg	138.60	lbs
Elongation				
Length	135	%		
Peels	7.80	Kg	17.16	lbs
Permeability	<5E-9	cm/s		
Moisture Content	7.8	%		

Top Layer

Type	NON-WOVEN			
Layer #	001014205B			
Mass	235	g/m²	0.048	lbs/ft²

Bottom Layer

Type	WOVEN			
Layer #	8334479			
Mass	110	g/m²	0.022	lbs/ft²

Bentonite

Mesh	30			
Shipment	424516			
Montmorillonite	90	%		
Swell Index	29	ml		
Moisture Content	7.8	%		
Moisture Absorption	797	%		
Mass of Bentonite	5,045	g/m²	1.031	lbs/ft²
Fluid Loss	17.2	ml		

BENTOFIX TECHNOLOGIES INC.

Quality Control Certificate

Lot #	Roll #	Date Produced	Product	Length	Width	BOL#
B0102002	15131	October 20, 2000	BENTOFIX NS	150.00 45.72	15.5 ft 4.72 m	8979

Finished Product

Type	BENTOFIX NS			
Mass	5,390	g/m²	1.102	lbs/ft²
Tensile Strength				
Length	63	Kg	138.60	lbs
Elongation				
Length	135	%		
Peels	7.80	Kg	17.16	lbs
Permeability	<5E-9	cm/s		
Moisture Content	7.8	%		

Top Layer

Type	NON-WOVEN			
Layer #	001014205B			
Mass	235	g/m²	0.048	lbs/ft²

Bottom Layer

Type	WOVEN			
Layer #	8334479			
Mass	110	g/m²	0.022	lbs/ft²

Bentonite

Mesh	30			
Shipment	424516			
Montmorillonite	90	%		
Swell Index	29	ml		
Moisture Content	7.8	%		
Moisture Absorption	797	%		
Mass of Bentonite	5,045	g/m²	1.031	lbs/ft²
Fluid Loss	17.2	ml		

BENTOFIX TECHNOLOGIES INC.

Quality Control Certificate

Lot #	Roll #	Date Produced	Product	Length	Width	BOL#
B0102002	15136	October 20, 2000	BENTOFIX NS	150.00 45.72	15.5 ft 4.72 m	8979

Finished Product

Type	BENTOFIX NS			
Mass	5,420	g/m²	1.108	lbs/ft²
Tensile Strength				
Length	57	Kg	125.40	lbs
Elongation				
Length	142	%		
Peels	9.50	Kg	20.90	lbs
Permeability	<5E-9	cm/s		
Moisture Content	7.8	%		

Top Layer

Type	NON-WOVEN			
Layer #	001014205B			
Mass	235	g/m²	0.048	lbs/ft²

Bottom Layer

Type	WOVEN			
Layer #	8321291			
Mass	110	g/m²	0.022	lbs/ft²

Bentonite

Mesh	30			
Shipment	424516			
Montmorillonite	90	%		
Swell Index	29	ml		
Moisture Content	7.8	%		
Moisture Absorption	797	%		
Mass of Bentonite	5,075	g/m²	1.037	lbs/ft²
Fluid Loss	17.2	ml		

BENTOFIX TECHNOLOGIES INC.

Quality Control Certificate

Lot #	Roll #	Date Produced	Product	Length	Width	BOL#
B0102002	15137	October 20, 2000	BENTOFIX NS	150.00 45.72	15.5 ft 4.72 m	8971

Finished Product

Type	BENTOFIX NS			
Mass	5,420	g/m²	1.108	lbs/ft²
Tensile Strength				
Length	57	Kg	125.40	lbs
Elongation				
Length	142	%		
Peels	9.50	Kg	20.90	lbs
Permeability	<5E-9	cm/s		
Moisture Content	7.8	%		

Top Layer

Type	NON-WOVEN			
Layer #	001014205B			
Mass	235	g/m²	0.048	lbs/ft²

Bottom Layer

Type	WOVEN			
Layer #	8321291			
Mass	110	g/m²	0.022	lbs/ft²

Bentonite

Mesh	30			
Shipment	424516			
Montmorillonite	90	%		
Swell Index	29	ml		
Moisture Content	7.8	%		
Moisture Absorption	797	%		
Mass of Bentonite	5,075	g/m²	1.037	lbs/ft²
Fluid Loss	17.2	ml		

BENTOFIX TECHNOLOGIES INC.

Quality Control Certificate

Lot #	Roll #	Date Produced	Product	Length	Width	BOL#
B0102002	15141	October 20, 2000	BENTOFIX NS	150.00 45.72	15.5 ft 4.72 m	8975

Finished Product

Type	BENTOFIX NS			
Mass	5,420	g/m²	1.108	lbs/ft²
Tensile Strength				
Length	57	Kg	125.40	lbs
Elongation				
Length	142	%		
Peels	9.50	Kg	20.90	lbs
Permeability	<5E-9	cm/s		
Moisture Content	7.8	%		

Top Layer

Type	NON-WOVEN			
Layer #	001014205B			
Mass	235	g/m²	0.048	lbs/ft²

Bottom Layer

Type	WOVEN			
Layer #	8321291			
Mass	110	g/m²	0.022	lbs/ft²

Bentonite

Mesh	30			
Shipment	424516			
Montmorillonite	90	%		
Swell Index	29	ml		
Moisture Content	7.8	%		
Moisture Absorption	797	%		
Mass of Bentonite	5,075	g/m²	1.037	lbs/ft²
Fluid Loss	17.2	ml		

BENTOFIX TECHNOLOGIES INC.

Quality Control Certificate

[redacted]	Roll #	Date Produced	Product	Length	Width	BOL#
B0102002	15145	October 20, 2000	BENTOFIX NS	150.00 45.72	15.5 ft 4.72 m	8971

Finished Product

Type	BENTOFIX NS			
Mass	5,420	g/m²	1.108	lbs/ft²
Tensile Strength				
Length	57	Kg	125.40	lbs
Elongation				
Length	142	%		
Peels	9.50	Kg	20.90	lbs
Permeability	<5E-9	cm/s		
Moisture Content	7.8	%		

Top Layer

Type	NON-WOVEN			
Layer #	001014205B			
Mass	235	g/m²	0.048	lbs/ft²

Bottom Layer

Type	WOVEN			
Layer #	8321291			
Mass	110	g/m²	0.022	lbs/ft²

Bentonite

Mesh	30			
Shipment	424516			
Montmorillonite	90	%		
Swell Index	29	ml		
Moisture Content	7.8	%		
Moisture Absorption	797	%		
Mass of Bentonite	5,075	g/m²	1.037	lbs/ft²
Fluid Loss	17.2	ml		

BENTOFIX TECHNOLOGIES INC.

Quality Control Certificate

Lot #	Roll #	Date Produced	Product	Length	Width	BOL#
B0102002	15150	October 20, 2000	BENTOFIX NS	150.00 45.72	15.5 ft 4.72 m	8975

Finished Product

Type	BENTOFIX NS			
Mass	5,298	g/m²	1.083	lbs/ft²
Tensile Strength				
Length	56	Kg	123.20	lbs
Elongation				
Length	115	%		
Peels	8.10	Kg	17.82	lbs
Permeability	<5E-9	cm/s		
Moisture Content	7.8	%		

Top Layer

Type	NON-WOVEN			
Layer #	001014205B			
Mass	235	g/m²	0.048	lbs/ft²

Bottom Layer

Type	WOVEN			
Layer #	8321291			
Mass	110	g/m²	0.022	lbs/ft²

Bentonite

Mesh	30			
Shipment	424516			
Montmorillonite	90	%		
Swell Index	29	ml		
Moisture Content	7.8	%		
Moisture Absorption	797	%		
Mass of Bentonite	4,953	g/m²	1.012	lbs/ft²
Fluid Loss	17.2	ml		

BENTOFIX TECHNOLOGIES INC.

Quality Control Certificate

#	Roll #	Date Produced	Product	Length	Width	BOL#
B0102002	15154	October 23, 2000	BENTOFIX NS	150.00 45.72	15.5 ft 4.72 m	8979

Finished Product

Type	BENTOFIX NS			
Mass	5,523	g/m²	1.129	lbs/ft²
Tensile Strength				
Length	61	Kg	134.20	lbs
Elongation				
Length	111	%		
Peels	10.40	Kg	22.88	lbs
Permeability	<5E-9	cm/s		
Moisture Content	7.8	%		

Top Layer

Type	NON-WOVEN			
Layer #	001019205B-1			
Mass	278	g/m²	0.057	lbs/ft²

Bottom Layer

Type	WOVEN			
Layer #	8321291			
Mass	110	g/m²	0.022	lbs/ft²

Bentonite

Mesh	30			
Shipment	424516			
Montmorillonite	90	%		
Swell Index	29	ml		
Moisture Content	7.8	%		
Moisture Absorption	797	%		
Mass of Bentonite	5,135	g/m²	1.050	lbs/ft²
Fluid Loss	17.2	ml		

BENTOFIX TECHNOLOGIES INC.

Quality Control Certificate

Lot #	Roll #	Date Produced	Product	Length	Width	BOL#
B0102002	15155	October 23, 2000	BENTOFIX NS	150.00 45.72	15.5 ft 4.72 m	8967

Finished Product

Type	BENTOFIX NS			
Mass	5,523	g/m²	1.129	lbs/ft²
Tensile Strength				
Length	61	Kg	134.20	lbs
Elongation				
Length	111	%		
Peels	10.40	Kg	22.88	lbs
Permeability	<5E-9	cm/s		
Moisture Content	7.8	%		

Top Layer

Type	NON-WOVEN			
Layer #	001019205B-1			
Mass	278	g/m²	0.057	lbs/ft²

Bottom Layer

Type	WOVEN			
Layer #	8321291			
Mass	110	g/m²	0.022	lbs/ft²

Bentonite

Mesh	30			
Shipment	424516			
Montmorillonite	90	%		
Swell Index	29	ml		
Moisture Content	7.8	%		
Moisture Absorption	797	%		
Mass of Bentonite	5,135	g/m²	1.050	lbs/ft²
Fluid Loss	17.2	ml		

BENTOFIX TECHNOLOGIES INC.

Quality Control Certificate

#	Roll #	Date Produced	Product	Length	Width	BOL#
B0102002	15159	October 23, 2000	BENTOFIX NS	150.00 45.72	15.5 ft 4.72 m	8971

Finished Product

Type	BENTOFIX NS			
Mass	5,523	g/m²	1.129	lbs/ft²
Tensile Strength				
Length	61	Kg	134.20	lbs
Elongation				
Length	111	%		
Peels	10.40	Kg	22.88	lbs
Permeability	<5E-9	cm/s		
Moisture Content	7.8	%		

Top Layer

Type	NON-WOVEN			
Layer #	001019205B-1			
Mass	278	g/m²	0.057	lbs/ft²

Bottom Layer

Type	WOVEN			
Layer #	8321290			
Mass	110	g/m²	0.022	lbs/ft²

Bentonite

Mesh	30			
Shipment	424516			
Montmorillonite	90	%		
Swell Index	29	ml		
Moisture Content	7.8	%		
Moisture Absorption	797	%		
Mass of Bentonite	5,135	g/m²	1.050	lbs/ft²
Fluid Loss	17.2	ml		

BENTOFIX TECHNOLOGIES INC.

Quality Control Certificate

Lot #	Roll #	Date Produced	Product	Length	Width	BOL#
B0102002	15160	October 23, 2000	BENTOFIX NS	150.00 45.72	15.5 ft 4.72 m	8975

Finished Product

Type	BENTOFIX NS			
Mass	5,523	g/m²	1.129	lbs/ft²
Tensile Strength				
Length	61	Kg	134.20	lbs
Elongation				
Length	111	%		
Peels	10.40	Kg	22.88	lbs
Permeability	<5E-9	cm/s		
Moisture Content	7.8	%		

Top Layer

Type	NON-WOVEN			
Layer #	001019205B-1			
Mass	278	g/m²	0.057	lbs/ft²

Bottom Layer

Type	WOVEN			
Layer #	8321290			
Mass	110	g/m²	0.022	lbs/ft²

Bentonite

Mesh	30			
Shipment	424516			
Montmorillonite	90	%		
Swell Index	29	ml		
Moisture Content	7.8	%		
Moisture Absorption	797	%		
Mass of Bentonite	5,135	g/m²	1.050	lbs/ft²
Fluid Loss	17.2	ml		

BENTOFIX TECHNOLOGIES INC.

Quality Control Certificate

Lot #	Roll #	Date Produced	Product	Length	Width	BOL#
B0102002	15170	October 23, 2000	BENTOFIX NS	150.00 45.72	15.5 ft 4.72 m	8967

Finished Product

Type	BENTOFIX NS			
Mass	5,399	g/m²	1.103	lbs/ft²
Tensile Strength				
Length	60	Kg	132.00	lbs
Elongation				
Length	99	%		
Peels	10.30	Kg	22.66	lbs
Permeability	<5E-9	cm/s		
Moisture Content	7.8	%		

Top Layer

Type	NON-WOVEN			
Layer #	001019205B-1			
Mass	278	g/m²	0.057	lbs/ft²

Bottom Layer

Type	WOVEN			
Layer #	8321290			
Mass	110	g/m²	0.022	lbs/ft²

Bentonite

Mesh	30			
Shipment	424516			
Montmorillonite	90	%		
Swell Index	29	ml		
Moisture Content	7.8	%		
Moisture Absorption	797	%		
Mass of Bentonite	5,011	g/m²	1.024	lbs/ft²
Fluid Loss	17.2	ml		

BENTOFIX TECHNOLOGIES INC.

Quality Control Certificate

Lot #	Roll #	Date Produced	Product	Length	Width	BOL#
B0102002	15176	October 23, 2000	BENTOFIX NS	150.00 45.72	15.5 ft 4.72 m	8975

Finished Product

Type	BENTOFIX NS			
Mass	5,399	g/m²	1.103	lbs/ft²
Tensile Strength				
Length	60	Kg	132.00	lbs
Elongation				
Length	99	%		
Peels	10.30	Kg	22.66	lbs
Permeability	<5E-9	cm/s		
Moisture Content	7.8	%		

Top Layer

Type	NON-WOVEN			
Layer #	001019205B-1			
Mass	278	g/m²	0.057	lbs/ft²

Bottom Layer

Type	WOVEN			
Layer #	8321290			
Mass	110	g/m²	0.022	lbs/ft²

Bentonite

Mesh	30			
Shipment	424516			
Montmorillonite	90	%		
Swell Index	29	ml		
Moisture Content	7.8	%		
Moisture Absorption	797	%		
Mass of Bentonite	5,011	g/m²	1.024	lbs/ft²
Fluid Loss	17.2	ml		

BENTOFIX TECHNOLOGIES INC.

Quality Control Certificate

Lot #	Roll #	Date Produced	Product	Length	Width	BOL#
B0102002	15179	October 23, 2000	BENTOFIX NS	150.00 45.72	15.5 ft 4.72 m	8971

Finished Product

Type	BENTOFIX NS			
Mass	5,399	g/m²	1.103	lbs/ft²
Tensile Strength				
Length	60	Kg	132.00	lbs
Elongation				
Length	99	%		
Peels	10.30	Kg	22.66	lbs
Permeability	<5E-9	cm/s		
Moisture Content	7.8	%		

Top Layer

Type	NON-WOVEN			
Layer #	001019205B-1			
Mass	278	g/m²	0.057	lbs/ft²

Bottom Layer

Type	WOVEN			
Layer #	8321290			
Mass	110	g/m²	0.022	lbs/ft²

Bentonite

Mesh	30			
Shipment	424516			
Montmorillonite	90	%		
Swell Index	29	ml		
Moisture Content	7.8	%		
Moisture Absorption	797	%		
Mass of Bentonite	5,011	g/m²	1.024	lbs/ft²
Fluid Loss	17.2	ml		

BENTOFIX TECHNOLOGIES INC.

Quality Control Certificate

Lot #	Roll #	Date Produced	Product	Length	Width	BOL#
B0102002	15193	October 23, 2000	BENTOFIX NS	150.00 45.72	15.5 ft 4.72 m	8991

Finished Product

Type	BENTOFIX NS			
Mass	5,849	g/m²	1.195	lbs/ft²
Tensile Strength				
Length	60	Kg	132.00	lbs
Elongation				
Length	108	%		
Peels	7.60	Kg	16.72	lbs
Permeability	<5E-9	cm/s		
Moisture Content	7.8	%		

Top Layer

Type	NON-WOVEN			
Layer #	001019205B-1			
Mass	278	g/m²	0.057	lbs/ft²

Bottom Layer

Type	WOVEN			
Layer #	8317637			
Mass	110	g/m²	0.022	lbs/ft²

Bentonite

Mesh	30			
Shipment	424516			
Montmorillonite	90	%		
Swell Index	29	ml		
Moisture Content	7.8	%		
Moisture Absorption	797	%		
Mass of Bentonite	5,461	g/m²	1.116	lbs/ft²
Fluid Loss	17.2	ml		

BENTOFIX TECHNOLOGIES INC.

Quality Control Certificate

Roll #	Date Produced	Product	Length	Width	BOL#
B0102002 15194	October 23, 2000	BENTOFIX NS	150.00 45.72	15.5 ft 4.72 m	8979

Finished Product

Type	BENTOFIX NS			
Mass	5,849	g/m²	1.195	lbs/ft²
Tensile Strength				
Length	60	Kg	132.00	lbs
Elongation				
Length	108	%		
Peels	7.60	Kg	16.72	lbs
Permeability	<5E-9	cm/s		
Moisture Content	7.8	%		

Top Layer

Type	NON-WOVEN			
Layer #	001019205B-1			
Mass	278	g/m²	0.057	lbs/ft²

Bottom Layer

Type	WOVEN			
Layer #	8317637			
Mass	110	g/m²	0.022	lbs/ft²

Bentonite

Mesh	30			
Shipment	424516			
Montmorillonite	90	%		
Swell Index	29	ml		
Moisture Content	7.8	%		
Moisture Absorption	797	%		
Mass of Bentonite	5,461	g/m²	1.116	lbs/ft²
Fluid Loss	17.2	ml		

BENTOFIX TECHNOLOGIES INC.

Quality Control Certificate

Lot #	Roll #	Date Produced	Product	Length	Width	BOL#
B0102002	15196	October 23, 2000	BENTOFIX NS	150.00 45.72	15.5 ft 4.72 m	8991

Finished Product

Type	BENTOFIX NS			
Mass	5,849	g/m²	1.195	lbs/ft²
Tensile Strength				
Length	60	Kg	132.00	lbs
Elongation				
Length	108	%		
Peels	7.60	Kg	16.72	lbs
Permeability	<5E-9	cm/s		
Moisture Content	7.8	%		

Top Layer

Type	NON-WOVEN			
Layer #	001019205B-1			
Mass	278	g/m²	0.057	lbs/ft²

Bottom Layer

Type	WOVEN			
Layer #	8317637			
Mass	110	g/m²	0.022	lbs/ft²

Bentonite

Mesh	30			
Shipment	424516			
Montmorillonite	90	%		
Swell Index	29	ml		
Moisture Content	7.8	%		
Moisture Absorption	797	%		
Mass of Bentonite	5,461	g/m²	1.116	lbs/ft²
Fluid Loss	17.2	ml		

BENTOFIX TECHNOLOGIES INC.

Quality Control Certificate

[redacted] #	Roll #	Date Produced	Product	Length	Width	BOL#
B0102002	15197	October 23, 2000	BENTOFIX NS	150.00 45.72	15.5 ft 4.72 m	8975

Finished Product

Type	BENTOFIX NS			
Mass	5,849	g/m²	1.195	lbs/ft²
Tensile Strength				
Length	60	Kg	132.00	lbs
Elongation				
Length	108	%		
Peels	7.60	Kg	16.72	lbs
Permeability	<5E-9	cm/s		
Moisture Content	7.8	%		

Top Layer

Type	NON-WOVEN			
Layer #	001019205B-1			
Mass	278	g/m²	0.057	lbs/ft²

Bottom Layer

Type	WOVEN			
Layer #	8317637			
Mass	110	g/m²	0.022	lbs/ft²

Bentonite

Mesh	30			
Shipment	424516			
Montmorillonite	90	%		
Swell Index	29	ml		
Moisture Content	7.8	%		
Moisture Absorption	797	%		
Mass of Bentonite	5,461	g/m²	1.116	lbs/ft²
Fluid Loss	17.2	ml		

BENTOFIX TECHNOLOGIES INC.

Quality Control Certificate

Lot #	Roll #	Date Produced	Product	Length	Width	BOL#
B0102502	15357	October 26, 2000	BENTOFIX NS	150.00 45.72	15.5 ft 4.72 m	9000

Finished Product

Type	BENTOFIX NS			
Mass	5,441	g/m²	1.112	lbs/ft²
Tensile Strength				
Length	56	Kg	123.20	lbs
Elongation				
Length	115	%		
Peels	8.10	Kg	17.82	lbs
Permeability	<5E-9	cm/s		
Moisture Content	8.0	%		

Top Layer

Type	NON-WOVEN			
Layer #	001024205B			
Mass	240	g/m²	0.049	lbs/ft²

Bottom Layer

Type	WOVEN			
Layer #	8314424			
Mass	110	g/m²	0.022	lbs/ft²

Bentonite

Mesh	30			
Shipment	423361			
Montmorillonite	90	%		
Swell Index	28	ml		
Moisture Content	8.0	%		
Moisture Absorption	844	%		
Mass of Bentonite	5,091	g/m²	1.041	lbs/ft²
Fluid Loss	13.6	ml		

BENTOFIX TECHNOLOGIES INC.

Quality Control Certificate

#	Roll #	Date Produced	Product	Length	Width	BOL#
B0102502	15364	October 26, 2000	BENTOFIX NS	150.00 45.72	15.5 ft 4.72 m	9022

Finished Product

Type	BENTOFIX NS			
Mass	5,659	g/m²	1.157	lbs/ft²
Tensile Strength				
Length	56	Kg	123.20	lbs
Elongation				
Length	114	%		
Peels	9.90	Kg	21.78	lbs
Permeability	<5E-9	cm/s		
Moisture Content	8.0	%		

Top Layer

Type	NON-WOVEN			
Layer #	001024205B			
Mass	240	g/m²	0.049	lbs/ft²

Bottom Layer

Type	WOVEN			
Layer #	8314424			
Mass	110	g/m²	0.022	lbs/ft²

Bentonite

Mesh	30			
Shipment	423361			
Montmorillonite	90	%		
Swell Index	28	ml		
Moisture Content	8.0	%		
Moisture Absorption	844	%		
Mass of Bentonite	5,309	g/m²	1.085	lbs/ft²
Fluid Loss	13.6	ml		

BENTOFIX TECHNOLOGIES INC.

Quality Control Certificate

Lot #	Roll #	Date Produced	Product	Length	Width	BOL#
B0102502	15365	October 26, 2000	BENTOFIX NS	150.00 45.72	15.5 ft 4.72 m	9000

Finished Product

Type	BENTOFIX NS			
Mass	5,659	g/m²	1.157	lbs/ft²
Tensile Strength				
Length	56	Kg	123.20	lbs
Elongation				
Length	114	%		
Peels	9.90	Kg	21.78	lbs
Permeability	<5E-9	cm/s		
Moisture Content	8.0	%		

Top Layer

Type	NON-WOVEN			
Layer #	001024205B			
Mass	240	g/m²	0.049	lbs/ft²

Bottom Layer

Type	WOVEN			
Layer #	8314424			
Mass	110	g/m²	0.022	lbs/ft²

Bentonite

Mesh	30			
Shipment	423361			
Montmorillonite	90	%		
Swell Index	28	ml		
Moisture Content	8.0	%		
Moisture Absorption	844	%		
Mass of Bentonite	5,309	g/m²	1.085	lbs/ft²
Fluid Loss	13.6	ml		

BENTOFIX TECHNOLOGIES INC.

Quality Control Certificate

#	Roll #	Date Produced	Product	Length	Width	BOL#
B0102502	15377	October 26, 2000	BENTOFIX NS	150.00 45.72	15.5 ft 4.72 m	

Finished Product

Type	BENTOFIX NS			
Mass	5,659	g/m²	1.157	lbs/ft²
Tensile Strength				
Length	56	Kg	123.20	lbs
Elongation				
Length	114	%		
Peels	9.90	Kg	21.78	lbs
Permeability	<5E-9	cm/s		
Moisture Content	8.0	%		

Top Layer

Type	NON-WOVEN			
Layer #	001024205B			
Mass	240	g/m²	0.049	lbs/ft²

Bottom Layer

Type	WOVEN			
Layer #	8312132			
Mass	110	g/m²	0.022	lbs/ft²

Bentonite

Mesh	30			
Shipment	423361			
Montmorillonite	90	%		
Swell Index	28	ml		
Moisture Content	8.0	%		
Moisture Absorption	844	%		
Mass of Bentonite	5,309	g/m²	1.085	lbs/ft²
Fluid Loss	13.6	ml		

BENTOFIX TECHNOLOGIES, INC.

BENTOFIX MANUFACTURING CERTIFICATION

CUSTOMER: SERROT INTERNATIONAL, INC. **SHIP DATE:** 10-26-2000

PROJECT: WMI/ TRAIL RIDGE LF **NO.ROLLS/B.O.L NO.:** 16/9009

ORDER/JOB#: 12720OD-5135/10379 **PRODUCT TYPE:** BENTOFIX NS

Bentofix Technologies, Inc. hereby certifies that the Bentofix Geosynthetic Clay Liner purchased and shipped for the above referenced project meets or exceeds Bentofix Technologies, Inc.'s specifications for Bentofix.

The Bentofix product has been continuously inspected for the presence of needles and is certified to be needle free.

The tests listed for the bentonite component have been performed on each batch of bentonite. The Swell Index according to ASTM D5890, the Moisture Content according to ASTM D4643 and the Fluid Loss according to ASTM D5891 were tested at least once per 50,000 square feet.

The tests listed for the finished geocomposite product have been performed at least once every 3,716 sq. mt. [40,000 sq. ft.] for the Bentonite Mass Per Unit Area according to ASTM D5993 and the Grab Tensile/Elongation and Peel Strength according to ASTM D4632.

The tests listed for the finished geocomposite product have been performed at least once every 18,580 sq. mt. [200,000 sq. ft.] for the geotextile components.

The finished geocomposite water permeability was tested at least once every 9,290 sq. mt. [100,000 sq. ft.] according to method ASTM D5084. The Index Flux was tested at least once per week according to ASTM D5887 and meets the required specification of < 1 x 10-8 m3/m2/sec.

The lot and roll numbers for this project are as follows:

LOT# B0102502

ROLL# 15382,15385,15386,15387,15388,15389,15390,15391,15392,15393,15395

15396,15397,15398,15399,15400

RECEIVED
OCT 3 1 2000
SERROT INTERNATIONAL INC.
BATON ROUGE, LA

APPROVALS	DATE
GEN. MGR.	
PROJECT MGR.	
OFFICE MGR.	
TEST. MGR.	
OTHER	

KEVIN NEWMAN
Quality Control Manager

10/25/2000
DATE

BENTOFIX TECHNOLOGIES INC.

Quality Control Certificate

L	Roll #	Date Produced	Product	Length	Width	BOL#
B0102502	15382	October 26, 2000	BENTOFIX NS	150.00 45.72	15.5 ft 4.72 m	9009

Finished Product

Type	BENTOFIX NS			
Mass	5,413	g/m²	1.106	lbs/ft²
Tensile Strength				
Length	60	Kg	132.00	lbs
Elongation				
Length	113	%		
Peels	7.10	Kg	15.62	lbs
Permeability	<5E-9	cm/s		
Moisture Content	8.0	%		

Top Layer

Type	NON-WOVEN			
Layer #	001024205B			
Mass	240	g/m²	0.049	lbs/ft²

Bottom Layer

Type	WOVEN			
Layer #	8312132			
Mass	110	g/m²	0.022	lbs/ft²

Bentonite

Mesh	30			
Shipment	423361			
Montmorillonite	90	%		
Swell Index	28	ml		
Moisture Content	8.0	%		
Moisture Absorption	844	%		
Mass of Bentonite	5,063	g/m²	1.035	lbs/ft²
Fluid Loss	13.6	ml		

BENTOFIX TECHNOLOGIES INC.

Quality Control Certificate

Lot #	Roll #	Date Produced	Product	Length	Width	BOL#
B0102502	15396	October 26, 2000	BENTOFIX NS	150.00 45.72	15.5 ft 4.72 m	9009

Finished Product

Type	BENTOFIX NS			
Mass	5,499	g/m²	1.124	lbs/ft²
Tensile Strength				
Length	64	Kg	140.80	lbs
Elongation				
Length	120	%		
Peels	8.60	Kg	18.92	lbs
Permeability	<5E-9	cm/s		
Moisture Content	8.0	%		

Top Layer

Type	NON-WOVEN			
Layer #	001019205B			
Mass	232	g/m²	0.047	lbs/ft²

Bottom Layer

Type	WOVEN			
Layer #	8309487			
Mass	110	g/m²	0.022	lbs/ft²

Bentonite

Mesh	30			
Shipment	423361			
Montmorillonite	90	%		
Swell Index	28	ml		
Moisture Content	8.0	%		
Moisture Absorption	8.4	%		
Mass of Bentonite	5,157	g/m²	1.054	lbs/ft²
Fluid Loss	13.6	ml		

BENTOFIX TECHNOLOGIES INC.

Quality Control Certificate

[redacted]	Roll #	Date Produced	Product	Length	Width	BOL#
B0102502	15383	October 26, 2000	BENTOFIX NS	150.00 45.72	15.5 ft 4.72 m	9022

Finished Product

Type	BENTOFIX NS			
Mass	5,413	g/m²	1.106	lbs/ft²
Tensile Strength				
Length	60	Kg	132.00	lbs
Elongation				
Length	113	%		
Peels	7.10	Kg	15.62	lbs
Permeability	<5E-9	cm/s		
Moisture Content	8.0	%		

Top Layer

Type	NON-WOVEN			
Layer #	001024205B			
Mass	240	g/m²	0.049	lbs/ft²

Bottom Layer

Type	WOVEN			
Layer #	8312132			
Mass	110	g/m²	0.022	lbs/ft²

Bentonite

Mesh	30			
Shipment	423361			
Montmorillonite	90	%		
Swell Index	28	ml		
Moisture Content	8.0	%		
Moisture Absorption	844	%		
Mass of Bentonite	5,063	g/m²	1.035	lbs/ft²
Fluid Loss	13.6	ml		

BENTOFIX TECHNOLOGIES INC.

Quality Control Certificate

Lot #	Roll #	Date Produced	Product	Length	Width	BOL#
B0102502	15401	October 26, 2000	BENTOFIX NS	150.00 45.72	15.5 ft 4.72 m	9022

Finished Product

Type	BENTOFIX NS			
Mass	5,499	g/m²	1.124	lbs/ft²
Tensile Strength				
Length	64	Kg	140.80	lbs
Elongation				
Length	120	%		
Peels	8.60	Kg	18.92	lbs
Permeability	<5E-9	cm/s		
Moisture Content	8.0	%		

Top Layer

Type	NON-WOVEN			
Layer #	001019205B			
Mass	232	g/m²	0.047	lbs/ft²

Bottom Layer

Type	WOVEN			
Layer #	8309487			
Mass	110	g/m²	0.022	lbs/ft²

Bentonite

Mesh	30			
Shipment	423361			
Montmorillonite	90	%		
Swell Index	28	ml		
Moisture Content	8.0	%		
Moisture Absorption	844	%		
Mass of Bentonite	5,157	g/m²	1.054	lbs/ft²
Fluid Loss	13.6	ml		

BENTOFIX TECHNOLOGIES INC.

Quality Control Certificate

Lot #	Roll #	Date Produced	Product	Length	Width	BOL#
B0110902	17236	November 9, 2000	BENTOFIX NS	150.00 45.72	15.5 ft 4.72 m	9131

Finished Product

Type	BENTOFIX NS		
Mass	5,433 g/m²	1.110	lbs/ft²
Tensile Strength			
Length	47 Kg	103.40	lbs
Elongation			
Length	98 %		
Peels	9.20 Kg	20.24	lbs
Permeability	<5E-9 cm/s		
Moisture Content	7.4 %		

Top Layer

Type	NON-WOVEN		
Layer #	001103205B		
Mass	254 g/m²	0.052	lbs/ft²

Bottom Layer

Type	WOVEN		
Layer #	8354661		
Mass	110 g/m²	0.022	lbs/ft²

Bentonite

Mesh	30		
Shipment	455054-2		
Montmorillonite	90 %		
Swell Index	27 ml		
Moisture Content	7.4 %		
Moisture Absorption	770 %		
Mass of Bentonite	5,069 g/m²	1.036	lbs/ft²
Fluid Loss	17.2 ml		

BENTOFIX TECHNOLOGIES INC.

Quality Control Certificate

Lot #	Roll #	Date Produced	Product	Length	Width	BOL#
B0110902	17239	November 9, 2000	BENTOFIX NS	150.00 45.72	15.5 ft 4.72 m	9181

Finished Product

Type	BENTOFIX NS			
Mass	5,433	g/m²	1.110	lbs/ft²
Tensile Strength				
Length	47	Kg	103.40	lbs
Elongation				
Length	98	%		
Peels	9.20	Kg	20.24	lbs
Permeability	<5E-9	cm/s		
Moisture Content	7.4	%		

Top Layer

Type	NON-WOVEN			
Layer #	001103205B			
Mass	254	g/m²	0.052	lbs/ft²

Bottom Layer

Type	WOVEN			
Layer #	8354661			
Mass	110	g/m²	0.022	lbs/ft²

Bentonite

Mesh	30			
Shipment	455054-2			
Montmorillonite	90	%		
Swell Index	27	ml		
Moisture Content	7.4	%		
Moisture Absorption	770	%		
Mass of Bentonite	5,069	g/m²	1.036	lbs/ft²
Fluid Loss	17.2	ml		

BENTOFIX TECHNOLOGIES INC.

Quality Control Certificate

Lot #	Roll #	Date Produced	Product	Length	Width	BOL#
B0110902	17248	November 9, 2000	BENTOFIX NS	150.00 45.72	15.5 ft 4.72 m	9124

Finished Product

Type	BENTOFIX NS			
Mass	5,481	g/m²	1.120	lbs/ft²
Tensile Strength				
Length	59	Kg	129.80	lbs
Elongation				
Length	97	%		
Peels	9.70	Kg	21.34	lbs
Permeability	<5E-9	cm/s		
Moisture Content	7.4	%		

Top Layer

Type	NON-WOVEN			
Layer #	001103205B			
Mass	254	g/m²	0.052	lbs/ft²

Bottom Layer

Type	WOVEN			
Layer #	8314797			
Mass	110	g/m²	0.022	lbs/ft²

Bentonite

Mesh	30			
Shipment	455054-2			
Montmorillonite	90	%		
Swell Index	27	ml		
Moisture Content	7.4	%		
Moisture Absorption	770	%		
Mass of Bentonite	5,117	g/m²	1.046	lbs/ft²
Fluid Loss	17.2	ml		

BENTOFIX TECHNOLOGIES INC.

Quality Control Certificate

Lot #	Roll #	Date Produced	Product	Length	Width	BOL#
B0110902	17249	November 9, 2000	BENTOFIX NS	150.00 45.72	15.5 ft 4.72 m	9174

Finished Product

Type	BENTOFIX NS			
Mass	5,481	g/m²	1.120	lbs/ft²
Tensile Strength				
Length	59	Kg	129.80	lbs
Elongation				
Length	97	%		
Peels	9.70	Kg	21.34	lbs
Permeability	<5E-9	cm/s		
Moisture Content	7.4	%		

Top Layer

Type	NON-WOVEN			
Layer #	001103205B			
Mass	254	g/m²	0.052	lbs/ft²

Bottom Layer

Type	WOVEN			
Layer #	8314797			
Mass	110	g/m²	0.022	lbs/ft²

Bentonite

Mesh	30			
Shipment	455054-2			
Montmorillonite	90	%		
Swell Index	27	ml		
Moisture Content	7.4	%		
Moisture Absorption	770	%		
Mass of Bentonite	5,117	g/m²	1.046	lbs/ft²
Fluid Loss	17.2	ml		

BENTOFIX TECHNOLOGIES INC.

Quality Control Certificate

Lot #	Roll #	Date Produced	Product	Length	Width	BOL#
B0110902	17244	November 9, 2000	BENTOFIX NS	150.00 45.72	15.5 ft 4.72 m	9174

Finished Product

Type	BENTOFIX NS			
Mass	5,433	g/m²	1.110	lbs/ft²
Tensile Strength				
Length	47	Kg	103.40	lbs
Elongation				
Length	98	%		
Peels	9.20	Kg	20.24	lbs
Permeability	<5E-9	cm/s		
Moisture Content	7.4	%		

Top Layer

Type	NON-WOVEN			
Layer #	001103205B			
Mass	254	g/m²	0.052	lbs/ft²

Bottom Layer

Type	WOVEN			
Layer #	8354661			
Mass	110	g/m²	0.022	lbs/ft²

Bentonite

Mesh	30			
Shipment	455054-2			
Montmorillonite	90	%		
Swell Index	27	ml		
Moisture Content	7.4	%		
Moisture Absorption	770	%		
Mass of Bentonite	5,069	g/m²	1.036	lbs/ft²
Fluid Loss	17.2	ml		

BENTOFIX TECHNOLOGIES INC.

Quality Control Certificate

Lot #	Roll #	Date Produced	Product	Length	Width	BOL#
B0110902	17260	November 9, 2000	BENTOFIX NS	150.00 45.72	15.5 ft 4.72 m	9173

Finished Product

Type	BENTOFIX NS			
Mass	5,481	g/m²	1.120	lbs/ft²
Tensile Strength				
Length	59	Kg	129.80	lbs
Elongation				
Length	97	%		
Peels	9.70	Kg	21.34	lbs
Permeability	<5E-9	cm/s		
Moisture Content	7.4	%		

Top Layer

Type	NON-WOVEN			
Layer #	001103205B			
Mass	254	g/m²	0.052	lbs/ft²

Bottom Layer

Type	WOVEN			
Layer #	8352529			
Mass	110	g/m²	0.022	lbs/ft²

Bentonite

Mesh	30			
Shipment	455054-2			
Montmorillonite	90	%		
Swell Index	27	ml		
Moisture Content	7.4	%		
Moisture Absorption	770	%		
Mass of Bentonite	5,117	g/m²	1.046	lbs/ft²
Fluid Loss	17.2	ml		

BENTOFIX TECHNOLOGIES INC.

Quality Control Certificate

#	Roll #	Date Produced	Product	Length	Width	BOL#
B0110902	17264	November 9, 2000	BENTOFIX NS	150.00 45.72	15.5 ft 4.72 m	9173

Finished Product

Type	BENTOFIX NS		
Mass	5,418 g/m²	1.107	lbs/ft²
Tensile Strength			
Length	55 Kg	121.00	lbs
Elongation			
Length	94 %		
Peels	9.00 Kg	19.80	lbs
Permeability	<5E-9 cm/s		
Moisture Content	7.4 %		

Top Layer

Type	NON-WOVEN		
Layer #	001103205B		
Mass	254 g/m²	0.052	lbs/ft²

Bottom Layer

Type	WOVEN		
Layer #	8352529		
Mass	110 g/m²	0.022	lbs/ft²

Bentonite

Mesh	30		
Shipment	455054-2		
Montmorillonite	90 %		
Swell Index	27 ml		
Moisture Content	7.4 %		
Moisture Absorption	770 %		
Mass of Bentonite	5,054 g/m²	1.033	lbs/ft²
Fluid Loss	17.2 ml		

BENTOFIX TECHNOLOGIES INC.

Quality Control Certificate

Lot #	Roll #	Date Produced	Product	Length	Width	BOL#
B0110902	17266	November 9, 2000	BENTOFIX NS	150.00 45.72	15.5 ft 4.72 m	

Finished Product

Type	BENTOFIX NS			
Mass	5,418	g/m²	1.107	lbs/ft²
Tensile Strength				
Length	55	Kg	121.00	lbs
Elongation				
Length	94	%		
Peels	9.00	Kg	19.80	lbs
Permeability	<5E-9	cm/s		
Moisture Content	7.4	%		

Top Layer

Type	NON-WOVEN			
Layer #	001103205B			
Mass	254	g/m²	0.052	lbs/ft²

Bottom Layer

Type	WOVEN			
Layer #	8351742			
Mass	110	g/m²	0.022	lbs/ft²

Bentonite

Mesh	30			
Shipment	455054-2			
Montmorillonite	90	%		
Swell Index	27	ml		
Moisture Content	7.4	%		
Moisture Absorption	770	%		
Mass of Bentonite	5,054	g/m²	1.033	lbs/ft²
Fluid Loss	17.2	ml		

BENTOFIX TECHNOLOGIES INC.

Quality Control Certificate

Lot #	Roll #	Date Produced	Product	Length	Width	BOL#
B0110902	17280	November 9, 2000	BENTOFIX NS	150.00 45.72	15.5 ft 4.72 m	9173

Finished Product

Type	BENTOFIX NS			
Mass	5,573	g/m²	1.139	lbs/ft²
Tensile Strength				
Length	56	Kg	123.20	lbs
Elongation				
Length	92	%		
Peels	9.80	Kg	21.56	lbs
Permeability	<5E-9	cm/s		
Moisture Content	7.4	%		

Top Layer

Type	NON-WOVEN			
Layer #	001103205B			
Mass	254	g/m²	0.052	lbs/ft²

Bottom Layer

Type	WOVEN			
Layer #	8351742			
Mass	110	g/m²	0.022	lbs/ft²

Bentonite

Mesh	30			
Shipment	455054-2			
Montmorillonite	90	%		
Swell Index	27	ml		
Moisture Content	7.4	%		
Moisture Absorption	770	%		
Mass of Bentonite	5,209	g/m²	1.065	lbs/ft²
Fluid Loss	17.2	ml		

BENTOFIX TECHNOLOGIES INC.

Quality Control Certificate

Lot #	Roll #	Date Produced	Product	Length	Width	BOL#
B0110902	17281	November 9, 2000	BENTOFIX NS	150.00 45.72	15.5 ft 4.72 m	9124

Finished Product

Type	BENTOFIX NS			
Mass	5,424	g/m²	1.109	lbs/ft²
Tensile Strength				
Length	70	Kg	154.00	lbs
Elongation				
Length	96	%		
Peels	10.60	Kg	23.32	lbs
Permeability	<5E-9	cm/s		
Moisture Content	7.4	%		

Top Layer

Type	NON-WOVEN			
Layer #	001108205B-1			
Mass	251	g/m²	0.051	lbs/ft²

Bottom Layer

Type	WOVEN			
Layer #	8351742			
Mass	110	g/m²	0.022	lbs/ft²

Bentonite

Mesh	30			
Shipment	455054-2			
Montmorillonite	90	%		
Swell Index	27	ml		
Moisture Content	7.4	%		
Moisture Absorption	770	%		
Mass of Bentonite	5,063	g/m²	1.035	lbs/ft²
Fluid Loss	17.2	ml		

BENTOFIX TECHNOLOGIES INC.

Quality Control Certificate

Lot #	Roll #	Date Produced	Product	Length	Width	BOL#
B0110902	17282	November 9, 2000	BENTOFIX NS	150.00 45.72	15.5 ft 4.72 m	9165

Finished Product

Type	BENTOFIX NS			
Mass	5,424	g/m²	1.109	lbs/ft²
Tensile Strength				
Length	70	Kg	154.00	lbs
Elongation				
Length	96	%		
Peels	10.60	Kg	23.32	lbs
Permeability	<5E-9	cm/s		
Moisture Content	7.4	%		

Top Layer

Type	NON-WOVEN			
Layer #	001108205B-1			
Mass	251	g/m²	0.051	lbs/ft²

Bottom Layer

Type	WOVEN			
Layer #	8351742			
Mass	110	g/m²	0.022	lbs/ft²

Bentonite

Mesh	30			
Shipment	455054-2			
Montmorillonite	90	%		
Swell Index	27	ml		
Moisture Content	7.4	%		
Moisture Absorption	770	%		
Mass of Bentonite	5,063	g/m²	1.035	lbs/ft²
Fluid Loss	17.2	ml		

BENTOFIX TECHNOLOGIES INC.

Quality Control Certificate

Lot #	Roll #	Date Produced	Product	Length	Width	BOL#
B0110902	17297	November 9, 2000	BENTOFIX NS	150.00 45.72	15.5 ft 4.72 m	9165

Finished Product

Type	BENTOFIX NS			
Mass	5,444	g/m²	1.113	lbs/ft²
Tensile Strength				
Length	65	Kg	143.00	lbs
Elongation				
Length	93	%		
Peels	10.30	Kg	22.66	lbs
Permeability	<5E-9	cm/s		
Moisture Content	7.4	%		

Top Layer

Type	NON-WOVEN			
Layer #	001108205B-1			
Mass	251	g/m²	0.051	lbs/ft²

Bottom Layer

Type	WOVEN			
Layer #	8333385			
Mass	110	g/m²	0.022	lbs/ft²

Bentonite

Mesh	30			
Shipment	455054-2			
Montmorillonite	90	%		
Swell Index	27	ml		
Moisture Content	7.4	%		
Moisture Absorption	770	%		
Mass of Bentonite	5,083	g/m²	1.039	lbs/ft²
Fluid Loss	17.2	ml		

BENTOFIX TECHNOLOGIES INC.

Quality Control Certificate

#	Roll #	Date Produced	Product	Length	Width	BOL#
B0110902	17283	November 9, 2000	BENTOFIX NS	150.00 45.72	15.5 ft 4.72 m	

Finished Product

Type	BENTOFIX NS			
Mass	5,424	g/m²	1.109	lbs/ft²
Tensile Strength				
Length	70	Kg	154.00	lbs
Elongation				
Length	96	%		
Peels	10.60	Kg	23.32	lbs
Permeability	<5E-9	cm/s		
Moisture Content	7.4	%		

Top Layer

Type	NON-WOVEN			
Layer #	001108205B-1			
Mass	251	g/m²	0.051	lbs/ft²

Bottom Layer

Type	WOVEN			
Layer #	8351742			
Mass	110	g/m²	0.022	lbs/ft²

Bentonite

Mesh	30			
Shipment	455054-2			
Montmorillonite	90	%		
Swell Index	27	ml		
Moisture Content	7.4	%		
Moisture Absorption	770	%		
Mass of Bentonite	5,063	g/m²	1.035	lbs/ft²
Fluid Loss	17.2	ml		

BENTOFIX TECHNOLOGIES INC.

Quality Control Certificate

Lot #	Roll #	Date Produced	Product	Length	Width	BOL#
B0110902	17300	November 9, 2000	BENTOFIX NS	150.00	15.5 ft	
				45.72	4.72 m	

Finished Product

Type	BENTOFIX NS			
Mass	5,444	g/m²	1.113	lbs/ft²
Tensile Strength				
Length	65	Kg	143.00	lbs
Elongation				
Length	93	%		
Peels	10.30	Kg	22.66	lbs
Permeability	<5E-9	cm/s		
Moisture Content	7.4	%		

Top Layer

Type	NON-WOVEN			
Layer #	001108205B-1			
Mass	251	g/m²	0.051	lbs/ft²

Bottom Layer

Type	WOVEN			
Layer #	8333385			
Mass	110	g/m²	0.022	lbs/ft²

Bentonite

Mesh	30			
Shipment	455054-2			
Montmorillonite	90	%		
Swell Index	27	ml		
Moisture Content	7.4	%		
Moisture Absorption	770	%		
Mass of Bentonite	5,083	g/m²	1.039	lbs/ft²
Fluid Loss	17.2	ml		

BENTOFIX TECHNOLOGIES, INC.

BENTOFIX MANUFACTURING CERTIFICATION

CUSTOMER: SERROT INTERNATIONAL, INC. **PRODUCTION DATE:** 11-14-2000

PROJECT: WMI / TRAIL RIDGE LF **NO. ROLLS:** 72

ORDER/JOB#: 12720OD/10379 **PRODUCT TYPE:** BENTOFIX NS

Bentofix Technologies, Inc. hereby certifies that the Bentofix Geosynthetic Clay Liner purchased and shipped for the above referenced project meets or exceeds Bentofix Technologies, Inc.'s specifications for Bentofix.

The Bentofix product has been continuously inspected for the presence of needles and is certified to be needle free.

The tests listed for the bentonite component have been performed on each batch of bentonite. The Swell Index according to ASTM D5890, the Moisture Content according to ASTM D4643 and the Fluid Loss according to ASTM D5891 were tested at least once per 50,000 square feet.

The tests listed for the finished geocomposite product have been performed at least once every 3,716 sq. mt. [40,000 sq. ft.] for the Bentonite Mass Per Unit Area according to ASTM D5993 and the Grab Tensile/Elongation and Peel Strength according to ASTM D4632.

The tests listed for the finished geocomposite product have been performed at least once every 18,580 sq. mt. [200,000 sq. ft.] for the geotextile components.

The finished geocomposite water permeability was tested at least once every 9,290 sq. mt. [100,000 sq. ft.] according to method ASTM D5084. The Index Flux was tested at least once per week according to ASTM D5887 and meets the required specification of < 1 x 10-8 m3/m2/sec.

The lot and roll numbers for this project are as follows:

LOT# B0111312

ROLL# 17401,17402,17403,17404,17405,17406,17407,17408,17409,17410,17411,17412
17413,17414,17415,17416,17417,17418,17419,17420,17421,17422,17423,17424
17425,17426,17427,17428,17429,17430,17431,17432,17437,17438,17439,17440
17443,17444,17445,17446,17447,17448,17449,17450,17451,17452,17453,17454
17455,17456,17457,17458,17459,17460,17461,17462,17463,17464,17465,17466
17467,17468,17469,17470,17471,17472,17473,17474,17475,17476,17477,17478

KEVIN NEWMAN
Quality Control Manager

11/22/2000
DATE

BENTOFIX TECHNOLOGIES INC.

Quality Control Certificate

Lot #	Roll #	Date Produced	Product	Length	Width	BOL#
B0110902	17232	November 9, 2000	BENTOFIX NS	150.00	15.5 ft	
				45.72	4.72 m	

Finished Product

Type	BENTOFIX NS			
Mass	5,433	g/m²	1.110	lbs/ft²
Tensile Strength				
Length	47	Kg	103.40	lbs
Elongation				
Length	98	%		
Peels	9.20	Kg	20.24	lbs
Permeability	<5E-9	cm/s		
Moisture Content	7.4	%		

Top Layer

Type	NON-WOVEN			
Layer #	001103205B			
Mass	254	g/m²	0.052	lbs/ft²

Bottom Layer

Type	WOVEN			
Layer #	8354661			
Mass	110	g/m²	0.022	lbs/ft²

Bentonite

Mesh	30			
Shipment	455054-2			
Montmorillonite	90	%		
Swell Index	27	ml		
Moisture Content	7.4	%		
Moisture Absorption	770	%		
Mass of Bentonite	5,069	g/m²	1.036	lbs/ft²
Fluid Loss	17.2	ml		

BENTOFIX TECHNOLOGIES INC.

Quality Control Certificate

Lot #	Roll #	Date Produced	Product	Length	Width	BOL#
B0111312	17401	November 13, 2000	BENTOFIX NS	150.00 45.72	15.5 ft 4.72 m	

Finished Product

Type	BENTOFIX NS			
Mass	5,372	g/m²	1.098	lbs/ft²
Tensile Strength				
Length	53	Kg	116.60	lbs
Elongation				
Length	92	%		
Peels	11.00	Kg	24.20	lbs
Permeability	<5E-9	cm/s		
Moisture Content	7.4	%		

Top Layer

Type	NON-WOVEN			
Layer #	001108205B			
Mass	289	g/m²	0.059	lbs/ft²

Bottom Layer

Type	WOVEN			
Layer #	8318552			
Mass	110	g/m²	0.022	lbs/ft²

Bentonite

Mesh	30			
Shipment	455093			
Montmorillonite	90	%		
Swell Index	24	ml		
Moisture Content	7.4	%		
Moisture Absorption	892	%		
Mass of Bentonite	4,973	g/m²	1.016	lbs/ft²
Fluid Loss	14.6	ml		

BENTOFIX TECHNOLOGIES INC.

Quality Control Certificate

Lot #	Roll #	Date Produced	Product	Length	Width	BOL#
B0111312	17405	November 13, 2000	BENTOFIX NS	150.00 45.72	15.5 ft 4.72 m	9124

Finished Product

Type	BENTOFIX NS			
Mass	5,439	g/m²	1.112	lbs/ft²
Tensile Strength				
Length	58	Kg	127.60	lbs
Elongation				
Length	92	%		
Peels	10.50	Kg	23.10	lbs
Permeability	<5E-9	cm/s		
Moisture Content	7.4	%		

Top Layer

Type	NON-WOVEN			
Layer #	001108205B			
Mass	289	g/m²	0.059	lbs/ft²

Bottom Layer

Type	WOVEN			
Layer #	8315499			
Mass	110	g/m²	0.022	lbs/ft²

Bentonite

Mesh	30			
Shipment	455093			
Montmorillonite	90	%		
Swell Index	24	ml		
Moisture Content	7.4	%		
Moisture Absorption	892	%		
Mass of Bentonite	5,040	g/m²	1.030	lbs/ft²
Fluid Loss	14.6	ml		

BENTOFIX TECHNOLOGIES INC.

Quality Control Certificate

#	Roll #	Date Produced	Product	Length	Width	BOL#
B0111312	17406	November 13, 2000	BENTOFIX NS	150.00 45.72	15.5 ft 4.72 m	9160

Finished Product

Type	BENTOFIX NS			
Mass	5,439	g/m²	1.112	lbs/ft²
Tensile Strength				
Length	58	Kg	127.60	lbs
Elongation				
Length	92	%		
Peels	10.50	Kg	23.10	lbs
Permeability	<5E-9	cm/s		
Moisture Content	7.4	%		

Top Layer

Type	NON-WOVEN			
Layer #	001108205B			
Mass	289	g/m²	0.059	lbs/ft²

Bottom Layer

Type	WOVEN			
Layer #	8315499			
Mass	110	g/m²	0.022	lbs/ft²

Bentonite

Mesh	30			
Shipment	455093			
Montmorillonite	90	%		
Swell Index	24	ml		
Moisture Content	7.4	%		
Moisture Absorption	892	%		
Mass of Bentonite	5,040	g/m²	1.030	lbs/ft²
Fluid Loss	14.6	ml		

BENTOFIX TECHNOLOGIES INC.

Quality Control Certificate

Lot #	Roll #	Date Produced	Product	Length	Width	BOL#
B0111312	17418	November 13, 2000	BENTOFIX NS	150.00	15.5 ft	
				45.72	4.72 m	

Finished Product

Type	BENTOFIX NS			
Mass	5,439	g/m²	1.112	lbs/ft²
Tensile Strength				
Length	58	Kg	127.60	lbs
Elongation				
Length	92	%		
Peels	10.50	Kg	23.10	lbs
Permeability	<5E-9	cm/s		
Moisture Content	7.4	%		

Top Layer

Type	NON-WOVEN			
Layer #	001108205B			
Mass	289	g/m²	0.059	lbs/ft²

Bottom Layer

Type	WOVEN			
Layer #	8315499			
Mass	110	g/m²	0.022	lbs/ft²

Bentonite

Mesh	30			
Shipment	455093			
Montmorillonite	90	%		
Swell Index	24	ml		
Moisture Content	7.4	%		
Moisture Absorption	892	%		
Mass of Bentonite	5,040	g/m²	1.030	lbs/ft²
Fluid Loss	14.6	ml		

BENTOFIX TECHNOLOGIES INC.

Quality Control Certificate

#	Roll #	Date Produced	Product	Length	Width	BOL#
B0111312	17421	November 13, 2000	BENTOFIX NS	150.00 45.72	15.5 ft 4.72 m	9153

Finished Product

Type	BENTOFIX NS			
Mass	5,438	g/m²	1.111	lbs/ft²
Tensile Strength				
Length	58	Kg	127.60	lbs
Elongation				
Length	89	%		
Peels	12.10	Kg	26.62	lbs
Permeability	<5E-9	cm/s		
Moisture Content	7.4	%		

Top Layer

Type	NON-WOVEN			
Layer #	001108205B			
Mass	289	g/m²	0.059	lbs/ft²

Bottom Layer

Type	WOVEN			
Layer #	8315499			
Mass	110	g/m²	0.022	lbs/ft²

Bentonite

Mesh	30			
Shipment	455093			
Montmorillonite	90	%		
Swell Index	24	ml		
Moisture Content	7.4	%		
Moisture Absorption	892	%		
Mass of Bentonite	5,039	g/m²	1.030	lbs/ft²
Fluid Loss	14.6	ml		

BENTOFIX TECHNOLOGIES INC.

Quality Control Certificate

Lot #	Roll #	Date Produced	Product	Length	Width	BOL#
B0111312	17423	November 13, 2000	BENTOFIX NS	150.00 45.72	15.5 ft 4.72 m	9127

Finished Product

Type	BENTOFIX NS			
Mass	5,438	g/m²	1.111	lbs/ft²
Tensile Strength				
Length	58	Kg	127.60	lbs
Elongation				
Length	89	%		
Peels	12.10	Kg	26.62	lbs
Permeability	<5E-9	cm/s		
Moisture Content	7.4	%		

Top Layer

Type	NON-WOVEN			
Layer #	001108205B			
Mass	289	g/m²	0.059	lbs/ft²

Bottom Layer

Type	WOVEN			
Layer #	8315499			
Mass	110	g/m²	0.022	lbs/ft²

Bentonite

Mesh	30			
Shipment	455093			
Montmorillonite	90	%		
Swell Index	24	ml		
Moisture Content	7.4	%		
Moisture Absorption	892	%		
Mass of Bentonite	5,039	g/m²	1.030	lbs/ft²
Fluid Loss	14.6	ml		

BENTOFIX TECHNOLOGIES INC.

Quality Control Certificate

Lot #	Roll #	Date Produced	Product	Length	Width	BOL#
B0111312	17424	November 13, 2000	BENTOFIX NS	150.00 45.72	15.5 ft 4.72 m	9131

Finished Product

Type	BENTOFIX NS		
Mass	5,438 g/m²	1.111	lbs/ft²
Tensile Strength			
Length	58 Kg	127.60	lbs
Elongation			
Length	89 %		
Peels	12.10 Kg	26.62	lbs
Permeability	<5E-9 cm/s		
Moisture Content	7.4 %		

Top Layer

Type	NON-WOVEN		
Layer #	001108205B		
Mass	289 g/m²	0.059	lbs/ft²

Bottom Layer

Type	WOVEN		
Layer #	8328647		
Mass	110 g/m²	0.022	lbs/ft²

Bentonite

Mesh	30			
Shipment	455093			
Montmorillonite	90	%		
Swell Index	24	ml		
Moisture Content	7.4	%		
Moisture Absorption	892	%		
Mass of Bentonite	5,039	g/m²	1.030	lbs/ft²
Fluid Loss	14.6	ml		

BENTOFIX TECHNOLOGIES INC.

Quality Control Certificate

Lot #	Roll #	Date Produced	Product	Length	Width	BOL#
B0111312	17437	November 13, 2000	BENTOFIX NS	150.00 45.72	15.5 ft 4.72 m	9153

Finished Product

Type	BENTOFIX NS			
Mass	5,373	g/m²	1.098	lbs/ft²
Tensile Strength				
Length	59	Kg	129.80	lbs
Elongation				
Length	91	%		
Peels	9.10	Kg	20.02	lbs
Permeability	<5E-9	cm/s		
Moisture Content	7.4	%		

Top Layer

Type	NON-WOVEN			
Layer #	001109205B-1			
Mass	245	g/m²	0.050	lbs/ft²

Bottom Layer

Type	WOVEN			
Layer #	8328647			
Mass	110	g/m²	0.022	lbs/ft²

Bentonite

Mesh	30			
Shipment	455093			
Montmorillonite	90	%		
Swell Index	24	ml		
Moisture Content	7.4	%		
Moisture Absorption	892	%		
Mass of Bentonite	5,018	g/m²	1.026	lbs/ft²
Fluid Loss	14.6	ml		

BENTOFIX TECHNOLOGIES INC.

Quality Control Certificate

#	Roll #	Date Produced	Product	Length	Width	BOL#
B0111312	17438	November 13, 2000	BENTOFIX NS	150.00 45.72	15.5 ft 4.72 m	9131

Finished Product

Type	BENTOFIX NS			
Mass	5,373	g/m²	1.098	lbs/ft²
Tensile Strength				
Length	59	Kg	129.80	lbs
Elongation				
Length	91	%		
Peels	9.10	Kg	20.02	lbs
Permeability	<5E-9	cm/s		
Moisture Content	7.4	%		

Top Layer

Type	NON-WOVEN			
Layer #	001109205B-1			
Mass	245	g/m²	0.050	lbs/ft²

Bottom Layer

Type	WOVEN			
Layer #	8328647			
Mass	110	g/m²	0.022	lbs/ft²

Bentonite

Mesh	30			
Shipment	455093			
Montmorillonite	90	%		
Swell Index	24	ml		
Moisture Content	7.4	%		
Moisture Absorption	892	%		
Mass of Bentonite	5,018	g/m²	1.026	lbs/ft²
Fluid Loss	14.6	ml		

BENTOFIX TECHNOLOGIES INC.

Quality Control Certificate

Lot #	Roll #	Date Produced	Product	Length	Width	BOL#
B0111312	17443	November 13, 2000	BENTOFIX NS	150.00 45.72	15.5 ft 4.72 m	9127

Finished Product

Type	BENTOFIX NS			
Mass	5,373	g/m²	1.098	lbs/ft²
Tensile Strength				
Length	59	Kg	129.80	lbs
Elongation				
Length	91	%		
Peels	9.10	Kg	20.02	lbs
Permeability	<5E-9	cm/s		
Moisture Content	7.4	%		

Top Layer

Type	NON-WOVEN			
Layer #	001109205B-1			
Mass	245	g/m²	0.050	lbs/ft²

Bottom Layer

Type	WOVEN			
Layer #	8333381			
Mass	110	g/m²	0.022	lbs/ft²

Bentonite

Mesh	30			
Shipment	455093			
Montmorillonite	90	%		
Swell Index	24	ml		
Moisture Content	7.4	%		
Moisture Absorption	892	%		
Mass of Bentonite	5,018	g/m²	1.026	lbs/ft²
Fluid Loss	14.6	ml		

BENTOFIX TECHNOLOGIES INC.

Quality Control Certificate

Lot	Roll #	Date Produced	Product	Length	Width	BOL#
B0111312	17453	November 13, 2000	BENTOFIX NS	150.00 45.72	15.5 ft 4.72 m	9127

Finished Product

Type	BENTOFIX NS			
Mass	5,396	g/m²	1.103	lbs/ft²
Tensile Strength				
Length	65	Kg	143.00	lbs
Elongation				
Length	90	%		
Peels	7.80	Kg	17.16	lbs
Permeability	<5E-9	cm/s		
Moisture Content	7.4	%		

Top Layer

Type	NON-WOVEN			
Layer #	001109205B-1			
Mass	245	g/m²	0.050	lbs/ft²

Bottom Layer

Type	WOVEN			
Layer #	8333381			
Mass	110	g/m²	0.022	lbs/ft²

Bentonite

Mesh	30			
Shipment	455093			
Montmorillonite	90	%		
Swell Index	24	ml		
Moisture Content	7.4	%		
Moisture Absorption	892	%		
Mass of Bentonite	5,041	g/m²	1.030	lbs/ft²
Fluid Loss	14.6	ml		

BENTOFIX TECHNOLOGIES INC.

Quality Control Certificate

Lot #	Roll #	Date Produced	Product	Length	Width	BOL#
B0111312	17454	November 13, 2000	BENTOFIX NS	150.00 45.72	15.5 ft 4.72 m	9127

Finished Product

Type	BENTOFIX NS			
Mass	5,396	g/m²	1.103	lbs/ft²
Tensile Strength				
Length	65	Kg	143.00	lbs
Elongation				
Length	90	%		
Peels	7.80	Kg	17.16	lbs
Permeability	<5E-9	cm/s		
Moisture Content	7.4	%		

Top Layer

Type	NON-WOVEN			
Layer #	001109205B-1			
Mass	245	g/m²	0.050	lbs/ft²

Bottom Layer

Type	WOVEN			
Layer #	8333381			
Mass	110	g/m²	0.022	lbs/ft²

Bentonite

Mesh	30			
Shipment	455093			
Montmorillonite	90	%		
Swell Index	24	ml		
Moisture Content	7.4	%		
Moisture Absorption	892	%		
Mass of Bentonite	5,041	g/m²	1.030	lbs/ft²
Fluid Loss	14.6	ml		

BENTOFIX TECHNOLOGIES INC.

Quality Control Certificate

Lot #	Roll #	Date Produced	Product	Length	Width	BOL#
B0111312	17458	November 13, 2000	BENTOFIX NS	150.00 45.72	15.5 ft 4.72 m	9131

Finished Product

Type	BENTOFIX NS			
Mass	5,396	g/m²	1.103	lbs/ft²
Tensile Strength				
Length	65	Kg	143.00	lbs
Elongation				
Length	90	%		
Peels	7.80	Kg	17.16	lbs
Permeability	<5E-9	cm/s		
Moisture Content	7.4	%		

Top Layer

Type	NON-WOVEN			
Layer #	001109205R-1			
Mass	245	g/m²	0.050	lbs/ft²

Bottom Layer

Type	WOVEN			
Layer #	8333381			
Mass	110	g/m²	0.022	lbs/ft²

Bentonite

Mesh	30			
Shipment	455093			
Montmorillonite	90	%		
Swell Index	24	ml		
Moisture Content	7.4	%		
Moisture Absorption	892	%		
Mass of Bentonite	5,041	g/m²	1.030	lbs/ft²
Fluid Loss	14.6	ml		

BENTOFIX TECHNOLOGIES INC.

Quality Control Certificate

Lot #	Roll #	Date Produced	Product	Length	Width	BOL#
B0111312	17461	November 13, 2000	BENTOFIX NS	150.00 45.72	15.5 ft 4.72 m	9124

Finished Product

Type	BENTOFIX NS			
Mass	5,396	g/m²	1.103	lbs/ft²
Tensile Strength				
Length	65	Kg	143.00	lbs
Elongation				
Length	90	%		
Peels	7.80	Kg	17.16	lbs
Permeability	<5E-9	cm/s		
Moisture Content	7.4	%		

Top Layer

Type	NON-WOVEN			
Layer #	001109205B-1			
Mass	245	g/m²	0.050	lbs/ft²

Bottom Layer

Type	WOVEN			
Layer #	8333381			
Mass	110	g/m²	0.022	lbs/ft²

Bentonite

Mesh	30			
Shipment	455093			
Montmorillonite	90	%		
Swell Index	24	ml		
Moisture Content	7.4	%		
Moisture Absorption	892	%		
Mass of Bentonite	5,041	g/m²	1.030	lbs/ft²
Fluid Loss	14.6	ml		

BENTOFIX TECHNOLOGIES INC.

Quality Control Certificate

[redacted] #	Roll #	Date Produced	Product	Length	Width	BOL#
B0111312	17469	November 14, 2000	BENTOFIX NS	150.00 45.72	15.5 ft 4.72 m	9124

Finished Product

Type	BENTOFIX NS			
Mass	5,547	g/m²	1.134	lbs/ft²
Tensile Strength				
Length	57	Kg	125.40	lbs
Elongation				
Length	79	%		
Peels	10.60	Kg	23.32	lbs
Permeability	<5E-9	cm/s		
Moisture Content	7.4	%		

Top Layer

Type	NON-WOVEN			
Layer #	001109205B-1			
[redacted]Mass	245	g/m²	0.050	lbs/ft²

Bottom Layer

Type	WOVEN			
Layer #	8333201			
Mass	110	g/m²	0.022	lbs/ft²

Bentonite

Mesh	30			
Shipment	455093			
Montmorillonite	90	%		
Swell Index	24	ml		
Moisture Content	7.4	%		
Moisture Absorption	892	%		
Mass of Bentonite	5,192	g/m²	1.061	lbs/ft²
Fluid Loss	14.6	ml		

[redacted]

BENTOFIX TECHNOLOGIES INC.

Quality Control Certificate

Lot #	Roll #	Date Produced	Product	Length	Width	BOL#
B0111312	17471	November 14, 2000	BENTOFIX NS	150.00 45.72	15.5 ft 4.72 m	9124

Finished Product

Type	BENTOFIX NS			
Mass	5,547	g/m²	1.134	lbs/ft²
Tensile Strength				
Length	57	Kg	125.40	lbs
Elongation				
Length	79	%		
Peels	10.60	Kg	23.32	lbs
Permeability	<5E-9	cm/s		
Moisture Content	7.4	%		

Top Layer

Type	NON-WOVEN			
Layer #	001109205B-1			
Mass	245	g/m²	0.050	lbs/ft²

Bottom Layer

Type	WOVEN			
Layer #	8333201			
Mass	110	g/m²	0.022	lbs/ft²

Bentonite

Mesh	30			
Shipment	455093			
Montmorillonite	90	%		
Swell Index	24	ml		
Moisture Content	7.4	%		
Moisture Absorption	892	%		
Mass of Bentonite	5,192	g/m²	1.061	lbs/ft²
Fluid Loss	14.6	ml		

BENTOFIX TECHNOLOGIES, INC.

BENTOFIX MANUFACTURING CERTIFICATION

CUSTOMER: SERROT INTERNATIONAL, INC. **PRODUCTION DATE:** 11-16-2000

PROJECT: WMI / TRAIL RIDGE LF **NO. ROLLS:** 75

ORDER/JOB#: 12720OD/10379 **PRODUCT TYPE:** BENTOFIX NS

Bentofix Technologies, Inc. hereby certifies that the Bentofix Geosynthetic Clay Liner purchased and shipped for the above referenced project meets or exceeds Bentofix Technologies, Inc.'s specifications for Bentofix.

The Bentofix product has been continuously inspected for the presence of needles and is certified to be needle free.

The tests listed for the bentonite component have been performed on each batch of bentonite. The Swell Index according to ASTM D5890, the Moisture Content according to ASTM D4643 and the Fluid Loss according to ASTM D5891 were tested at least once per 50,000 square feet.

The tests listed for the finished geocomposite product have been performed at least once every 3,716 sq. mt. [40,000 sq. ft.] for the Bentonite Mass Per Unit Area according to ASTM D5993 and the Grab Tensile/Elongation and Peel Strength according to ASTM D4632.

The tests listed for the finished geocomposite product have been performed at least once every 18,580 sq. mt. [200,000 sq. ft.] for the geotextile components.

The finished geocomposite water permeability was tested at least once every 9,290 sq. mt. [100,000 sq. ft.] according to method ASTM D5084. The Index Flux was tested at least once per week according to ASTM D5887 and meets the required specification of < 1 x 10-8 m3/m2/sec.

The lot and roll numbers for this project are as follows:

LOT# B0111502

ROLL# 16459,16460,16461,16462,16463,16464,16465,16466,16467,16469,16470,16471
16472,16473,16475,16476,16477,16478,16479,16480,16481,16482,16483,16485
16486,16487,16488,16489,16490,16491,16492,16493,16495,16496,16497,16498
16499,16500,16501,16502,16503,16504,16505,16506,16507,16508,16509,16510
16511,16512,16513,16514,16515,16516,16517,16518,16519,16520,16521,16522
16523,16524,16525,16526,16527,16528,16529,16530,16531,16532,16533,16534
16535,16536,16537

KEVIN NEWMAN
Quality Control Manager

11/23/2000
DATE

BENTOFIX TECHNOLOGIES INC.

Quality Control Certificate

Lot #	Roll #	Date Produced	Product	Length	Width	BOL#
B0111502	16459	November 15, 2000	BENTOFIX NS	150.00 45.72	15.5 ft 4.72 m	

Finished Product

Type	BENTOFIX NS			
Mass	5,572	g/m²	1.139	lbs/ft²
Tensile Strength				
Length	54	Kg	118.80	lbs
Elongation				
Length	88	%		
Peels	9.60	Kg	21.12	lbs
Permeability	<5E-9	cm/s		
Moisture Content	7.9	%		

Top Layer

Type	NON-WOVEN			
Layer #	001111205B-1			
Mass	245	g/m²	0.050	lbs/ft²

Bottom Layer

Type	WOVEN			
Layer #	8314426			
Mass	110	g/m²	0.022	lbs/ft²

Bentonite

Mesh	30			
Shipment	425424			
Montmorillonite	90	%		
Swell Index	26	ml		
Moisture Content	7.9	%		
Moisture Absorption	823	%		
Mass of Bentonite	5,217	g/m²	1.066	lbs/ft²
Fluid Loss	11.6	ml		

BENTOFIX TECHNOLOGIES INC.

Quality Control Certificate

#	Roll #	Date Produced	Product	Length	Width	BOL#
B0111502	16460	November 15, 2000	BENTOFIX NS	150.00 45.72	15.5 ft 4.72 m	9153

Finished Product

Type	BENTOFIX NS			
Mass	5,572	g/m²	1.139	lbs/ft²
Tensile Strength				
Length	54	Kg	118.80	lbs
Elongation				
Length	88	%		
Peels	9.60	Kg	21.12	lbs
Permeability	<5E-9	cm/s		
Moisture Content	7.9	%		

Top Layer

Type	NON-WOVEN			
Layer #	001111205B-1			
Mass	245	g/m²	0.050	lbs/ft²

Bottom Layer

Type	WOVEN			
Layer #	8314426			
Mass	110	g/m²	0.022	lbs/ft²

Bentonite

Mesh	30			
Shipment	425424			
Montmorillonite	90	%		
Swell Index	26	ml		
Moisture Content	7.9	%		
Moisture Absorption	823	%		
Mass of Bentonite	5,217	g/m²	1.066	lbs/ft²
Fluid Loss	11.6	ml		

BENTOFIX TECHNOLOGIES INC.

Quality Control Certificate

Lot #	Roll #	Date Produced	Product	Length	Width	BOL#
B0111502	16465	November 15, 2000	BENTOFIX NS	150.00 45.72	15.5 ft 4.72 m	9160

Finished Product

Type	BENTOFIX NS			
Mass	5,572	g/m²	1.139	lbs/ft²
Tensile Strength				
Length	54	Kg	118.80	lbs
Elongation				
Length	88	%		
Peels	9.60	Kg	21.12	lbs
Permeability	<5E-9	cm/s		
Moisture Content	7.9	%		

Top Layer

Type	NON-WOVEN			
Layer #	001111205B-1			
Mass	245	g/m²	0.050	lbs/ft²

Bottom Layer

Type	WOVEN			
Layer #	8314426			
Mass	110	g/m²	0.022	lbs/ft²

Bentonite

Mesh	30			
Shipment	425424			
Montmorillonite	90	%		
Swell Index	26	ml		
Moisture Content	7.9	%		
Moisture Absorption	823	%		
Mass of Bentonite	5,217	g/m²	1.066	lbs/ft²
Fluid Loss	11.6	ml		

BENTOFIX TECHNOLOGIES INC.

Quality Control Certificate

Lot #	Roll #	Date Produced	Product	Length	Width	BOL#
B0111502	16467	November 15, 2000	BENTOFIX NS	150.00 45.72	15.5 ft 4.72 m	9138

Finished Product

Type	BENTOFIX NS			
Mass	5,572	g/m²	1.139	lbs/ft²
Tensile Strength				
Length	54	Kg	118.80	lbs
Elongation				
Length	88	%		
Peels	9.60	Kg	21.12	lbs
Permeability	<5E-9	cm/s		
Moisture Content	7.9	%		

Top Layer

Type	NON-WOVEN			
Layer #	001111205B			
Mass	264	g/m²	0.054	lbs/ft²

Bottom Layer

Type	WOVEN			
Layer #	8333183			
Mass	110	g/m²	0.022	lbs/ft²

Bentonite

Mesh	30			
Shipment	425424			
Montmorillonite	90	%		
Swell Index	26	ml		
Moisture Content	7.9	%		
Moisture Absorption	823	%		
Mass of Bentonite	5,198	g/m²	1.062	lbs/ft²
Fluid Loss	11.6	ml		

BENTOFIX TECHNOLOGIES INC.

Quality Control Certificate

Lot #	Roll #	Date Produced	Product	Length	Width	BOL#
B0111502	16475	November 15, 2000	BENTOFIX NS	150.00 45.72	15.5 ft 4.72 m	9160

Finished Product

Type	BENTOFIX NS			
Mass	5,344	g/m²	1.092	lbs/ft²
Tensile Strength				
Length	62	Kg	136.40	lbs
Elongation				
Length	92	%		
Peels	7.30	Kg	16.06	lbs
Permeability	<5E-9	cm/s		
Moisture Content	7.9	%		

Top Layer

Type	NON-WOVEN			
Layer #	001111205B			
Mass	264	g/m²	0.054	lbs/ft²

Bottom Layer

Type	WOVEN			
Layer #	8333183			
Mass	110	g/m²	0.022	lbs/ft²

Bentonite

Mesh	30			
Shipment	425424			
Montmorillonite	90	%		
Swell Index	26	ml		
Moisture Content	7.9	%		
Moisture Absorption	823	%		
Mass of Bentonite	4,970	g/m²	1.016	lbs/ft²
Fluid Loss	11.6	ml		

BENTOFIX TECHNOLOGIES INC.

Quality Control Certificate

#	Roll #	Date Produced	Product	Length	Width	BOL#
B0111502	16476	November 15, 2000	BENTOFIX NS	150.00 45.72	15.5 ft 4.72 m	9138

Finished Product

Type	BENTOFIX NS			
Mass	5,344	g/m²	1.092	lbs/ft²
Tensile Strength				
Length	62	Kg	136.40	lbs
Elongation				
Length	92	%		
Peels	7.30	Kg	16.06	lbs
Permeability	<5E-9	cm/s		
Moisture Content	7.9	%		

Top Layer

Type	NON-WOVEN			
Layer #	001111205B			
Mass	264	g/m²	0.054	lbs/ft²

Bottom Layer

Type	WOVEN			
Layer #	8333183			
Mass	110	g/m²	0.022	lbs/ft²

Bentonite

Mesh	30			
Shipment	425424			
Montmorillonite	90	%		
Swell Index	26	ml		
Moisture Content	7.9	%		
Moisture Absorption	823	%		
Mass of Bentonite	4,970	g/m²	1.016	lbs/ft²
Fluid Loss	11.6	ml		

BENTOFIX TECHNOLOGIES INC.

Quality Control Certificate

Lot #	Roll #	Date Produced	Product	Length	Width	BOL#
B0111502	16480	November 15, 2000	BENTOFIX NS	150.00 45.72	15.5 ft 4.72 m	9153

Finished Product

Type	BENTOFIX NS			
Mass	5,344	g/m²	1.092	lbs/ft²
Tensile Strength				
Length	62	Kg	136.40	lbs
Elongation				
Length	92	%		
Peels	7.30	Kg	16.06	lbs
Permeability	<5E-9	cm/s		
Moisture Content	7.9	%		

Top Layer

Type	NON-WOVEN			
Layer #	001111205B			
Mass	264	g/m²	0.054	lbs/ft²

Bottom Layer

Type	WOVEN			
Layer #	8333183			
Mass	110	g/m²	0.022	lbs/ft²

Bentonite

Mesh	30			
Shipment	425424			
Montmorillonite	90	%		
Swell Index	26	ml		
Moisture Content	7.9	%		
Moisture Absorption	823	%		
Mass of Bentonite	4,970	g/m²	1.016	lbs/ft²
Fluid Loss	11.6	ml		

BENTOFIX TECHNOLOGIES INC.

Quality Control Certificate

Lot #	Roll #	Date Produced	Product	Length	Width	BOL#
B0111502	16491	November 15, 2000	BENTOFIX NS	150.00 45.72	15.5 ft 4.72 m	9138

Finished Product

Type	BENTOFIX NS			
Mass	5,448	g/m²	1.113	lbs/ft²
Tensile Strength				
Length	62	Kg	136.40	lbs
Elongation				
Length	97	%		
Peels	10.00	Kg	22.00	lbs
Permeability	<5E-9	cm/s		
Moisture Content	7.9	%		

Top Layer

Type	NON-WOVEN			
Layer #	001111205B			
Mass	264	g/m²	0.054	lbs/ft²

Bottom Layer

Type	WOVEN			
Layer #	8339417			
Mass	110	g/m²	0.022	lbs/ft²

Bentonite

Mesh	30			
Shipment	425424			
Montmorillonite	90	%		
Swell Index	26	ml		
Moisture Content	7.9	%		
Moisture Absorption	823	%		
Mass of Bentonite	5,074	g/m²	1.037	lbs/ft²
Fluid Loss	11.6	ml		

Sent By: HP LaserJet 3100; 7753331; Nov-23-00 1:55PM; Page 38/40

BENTOFIX TECHNOLOGIES INC.

Quality Control Certificate

Lot #	Roll #	Date Produced	Product	Length	Width	BOL#
B0111502	16527	November 16, 2000	BENTOFIX NS	150.00 45.72	15.5 ft 4.72 m	9138

Finished Product

Type	BENTOFIX NS			
Mass	5,386	g/m²	1.101	lbs/ft²
Tensile Strength				
Length	59	Kg	129.80	lbs
Elongation				
Length	111	%		
Peels	12.30	Kg	27.06	lbs
Permeability	<5E-9	cm/s		
Moisture Content	7.9	%		

Top Layer

Type	NON-WOVEN			
Layer #	001110205B-1			
Mass	247	g/m²	0.050	lbs/ft²

Bottom Layer

Type	WOVEN			
Layer #	8328671			
Mass	110	g/m²	0.022	lbs/ft²

Bentonite

Mesh	30			
Shipment	425424			
Montmorillonite	90	%		
Swell Index	26	ml		
Moisture Content	7.9	%		
Moisture Absorption	823	%		
Mass of Bentonite	5,029	g/m²	1.028	lbs/ft²
Fluid Loss	11.6	ml		

BENTOFIX TECHNOLOGIES INC.

Quality Control Certificate

#	Roll #	Date Produced	Product	Length	Width	BOL#
B0111502	16529	November 16, 2000	BENTOFIX NS	150.00 45.72	15.5 ft 4.72 m	9138

Finished Product

Type	BENTOFIX NS			
Mass	5,363	g/m²	1.096	lbs/ft²
Tensile Strength				
Length	57	Kg	125.40	lbs
Elongation				
Length	87	%		
Peels	7.00	Kg	15.40	lbs
Permeability	<5E-9	cm/s		
Moisture Content	7.9	%		

Top Layer

Type	NON-WOVEN			
Layer #	001110205B-1			
Mass	247	g/m²	0.050	lbs/ft²

Bottom Layer

Type	WOVEN			
Layer #	8333183			
Mass	110	g/m²	0.022	lbs/ft²

Bentonite

Mesh	30			
Shipment	425424			
Montmorillonite	90	%		
Swell Index	26	ml		
Moisture Content	7.9	%		
Moisture Absorption	823	%		
Mass of Bentonite	5,006	g/m²	1.023	lbs/ft²
Fluid Loss	11.6	ml		

BENTOFIX TECHNOLOGIES, INC.

BENTOFIX MANUFACTURING CERTIFICATION

CUSTOMER: SERROT INTERNATIONAL, INC. **PRODUCTION DATE:** 11-28-2000

PROJECT: WMI / TRAIL RIDGE LF **NO. ROLLS:** 78

ORDER/JOB#: 12720OD/10379 **PRODUCT TYPE:** BENTOFIX NS

Bentofix Technologies, Inc. hereby certifies that the Bentofix Geosynthetic Clay Liner purchased and shipped for the above referenced project meets or exceeds Bentofix Technologies, Inc.'s specifications for Bentofix.

The Bentofix product has been continuously inspected for the presence of needles and is certified to be needle free.

The tests listed for the bentonite component have been performed on each batch of bentonite. The Swell Index according to ASTM D5890, the Moisture Content according to ASTM D4643 and the Fluid Loss according to ASTM D5891 were tested at least once per 50,000 square feet.

The tests listed for the finished geocomposite product have been performed at least once every 3,716 sq. mt. [40,000 sq. ft.] for the Bentonite Mass Per Unit Area according to ASTM D5993 and the Grab Tensile/Elongation and Peel Strength according to ASTM D4632.

The tests listed for the finished geocomposite product have been performed at least once every 18,580 sq. mt. [200,000 sq. ft.] for the geotextile components.

The finished geocomposite water permeability was tested at least once every 9,290 sq. mt. [100,000 sq. ft.] according to method ASTM D5084. The Index Flux was tested at least once per week according to ASTM D5887 and meets the required specification of < 1 x 10-8 m3/m2/sec.

The lot and roll numbers for this project are as follows:

LOT# B0112702

ROLL# 16787,16788,16789,16790,16791,16792,16793,16794,16795,16796,16797,16798
16799,16800,16801,16802,16803,16804,16805,16806,16807,16808,16809,16810
16811,16812,16815,16816,16817,16818,16819,16820,16821,16822,16825,16827
16828,16829,16830,16833,16834,16835,16836,16837,16838,16839,16840,16841
16842,16843,16844,16845,16846,16847,16848,16849,16850,16851,16852,16853
16854,16855,16856,16857,16858,16859,16860,16861,16862,16863,16864,16865
16866,16867,16868,16869,16870,16871

KEVIN NEWMAN
Quality Control Manager

01/04/2001
DATE

BENTOFIX TECHNOLOGIES INC.

Quality Control Certificate

Lot #	Roll #	Date Produced	Product	Length	Width	BOI #
B0112702	16787	November 27, 2000	BENTOFIX NS	150.00 45.72	15.5 ft 4.72 m	9181

Finished Product

Type	BENTOFIX NS			
Mass	5,416	g/m²	1.107	lbs/ft²
Tensile Strength				
Length	55	Kg	121.00	lbs
Elongation				
Length	85	%		
Peels	8.00	Kg	17.60	lbs
Permeability	<5E-9	cm/s		
Moisture Content	9.2	%		

Top Layer

Type	NON-WOVEN			
Layer #	001117205B			
Mass	280	g/m²	0.057	lbs/ft²

Bottom Layer

Type	WOVEN			
Layer #	8346520			
Mass	110	g/m²	0.022	lbs/ft²

Bentonite

Mesh	30			
Shipment	423214			
Montmorillonite	90	%		
Swell Index	26	ml		
Moisture Content	9.2	%		
Moisture Absorption	762	%		
Mass of Bentonite	5,026	g/m²	1.027	lbs/ft²
Fluid Loss	16.8	ml		

BENTOFIX TECHNOLOGIES INC.

Quality Control Certificate

Lot #	Roll #	Date Produced	Product	Length	Width	BOL#
B0112702	16803	November 27, 2000	BENTOFIX NS	150.00 45.72	15.5 ft 4.72 m	9184

Finished Product

Type	BENTOFIX NS			
Mass	5,697	g/m²	1.164	lbs/ft²
Tensile Strength				
Length	57	Kg	125.40	lbs
Elongation				
Length	89	%		
Peels	9.10	Kg	20.02	lbs
Permeability	<5E-9	cm/s		
Moisture Content	9.2	%		

Top Layer

Type	NON-WOVEN			
Layer #	001117205B			
Mass	280	g/m²	0.057	lbs/ft²

Bottom Layer

Type	WOVEN			
Layer #	8358775			
Mass	110	g/m²	0.022	lbs/ft²

Bentonite

Mesh	30			
Shipment	423214			
Montmorillonite	90	%		
Swell Index	26	ml		
Moisture Content	9.2	%		
Moisture Absorption	762	%		
Mass of Bentonite	5,307	g/m²	1.085	lbs/ft²
Fluid Loss	16.8	ml		

BENTOFIX TECHNOLOGIES INC.

Quality Control Certificate

L[redacted]	Roll #	Date Produced	Product	Length	Width	BOL#
B0112702	16819	November 27, 2000	BENTOFIX NS	150.00 45.72	15.5 ft 4.72 m	

Finished Product

Type	BENTOFIX NS			
Mass	5,520	g/m²	1.128	lbs/ft²
Tensile Strength				
Length	55	Kg	121.00	lbs
Elongation				
Length	85	%		
Peels	9.60	Kg	21.12	lbs
Permeability	<5E-9	cm/s		
Moisture Content	9.2	%		

Top Layer

Type	NON-WOVEN			
Layer #	001117205B			
[redacted]ss	280	g/m²	0.057	lbs/ft²

Bottom Layer

Type	WOVEN			
Layer #	8296032			
Mass	110	g/m²	0.022	lbs/ft²

Bentonite

Mesh	30			
Shipment	423214			
Montmorillonite	90	%		
Swell Index	26	ml		
Moisture Content	9.2	%		
Moisture Absorption	762	%		
Mass of Bentonite	5,130	g/m²	1.049	lbs/ft²
Fluid Loss	16.8	ml		

BENTOFIX TECHNOLOGIES INC.

Quality Control Certificate

Lot #	Roll #	Date Produced	Product	Length	Width	BOL#
B0112702	16835	November 27, 2000	BENTOFIX NS	150.00 45.72	15.5 ft 4.72 m	

Finished Product

Type	BENTOFIX NS			
Mass	5,372	g/m²	1.098	lbs/ft²
Tensile Strength				
Length	62	Kg	136.40	lbs
Elongation				
Length	104	%		
Peels	10.00	Kg	22.00	lbs
Permeability	<5E-9	cm/s		
Moisture Content	9.2	%		

Top Layer

Type	NON-WOVEN			
Layer #	001117205B			
Mass	280	g/m²	0.057	lbs/ft²

Bottom Layer

Type	WOVEN			
Layer #	8296032			
Mass	110	g/m²	0.022	lbs/ft²

Bentonite

Mesh	30			
Shipment	423214			
Montmorillonite	90	%		
Swell Index	26	ml		
Moisture Content	9.2	%		
Moisture Absorption	762	%		
Mass of Bentonite	4,982	g/m²	1.018	lbs/ft²
Fluid Loss	16.8	ml		

BENTOFIX TECHNOLOGIES INC.

Quality Control Certificate

Lot	Roll #	Date Produced	Product	Length	Width	BOL#
B0112702	16851	November 28, 2000	BENTOFIX NS	150.00 45.72	15.5 ft 4.72 m	

Finished Product

Type	BENTOFIX NS			
Mass	5,447	g/m²	1.113	lbs/ft²
Tensile Strength				
Length	54	Kg	118.80	lbs
Elongation				
Length	98	%		
Peels	9.70	Kg	21.34	lbs
Permeability	<SE-9	cm/s		
Moisture Content	9.2	%		

Top Layer

Type	NON-WOVEN			
Layer #	001119205B-2			
Mass	255	g/m²	0.052	lbs/ft²

Bottom Layer

Type	WOVEN			
Layer #	8298138			
Mass	110	g/m²	0.022	lbs/ft²

Bentonite

Mesh	30			
Shipment	423214			
Montmorillonite	90	%		
Swell Index	26	ml		
Moisture Content	9.2	%		
Moisture Absorption	762	%		
Mass of Bentonite	5,082	g/m²	1.039	lbs/ft²
Fluid Loss	16.8	ml		

BENTOFIX TECHNOLOGIES INC.

Quality Control Certificate

Lot #	Roll #	Date Produced	Product	Length	Width	BOL#
B0112702	16867	November 28, 2000	BENTOFIX NS	150.00 45.72	15.5 ft 4.72 m	

Finished Product

Type	BENTOFIX NS			
Mass	5,578	g/m²	1.140	lbs/ft²
Tensile Strength				
Length	54	Kg	118.80	lbs
Elongation				
Length	99	%		
Peels	13.10	Kg	28.82	lbs
Permeability	<5E-9	cm/s		
Moisture Content	9.2	%		

Top Layer

Type	NON-WOVEN			
Layer #	001119205B-2			
Mass	255	g/m²	0.052	lbs/ft²

Bottom Layer

Type	WOVEN			
Layer #	8296353			
Mass	110	g/m²	0.022	lbs/ft²

Bentonite

Mesh	30			
Shipment	423214			
Montmorillonite	90	%		
Swell Index	26	ml		
Moisture Content	9.2	%		
Moisture Absorption	762	%		
Mass of Bentonite	5,213	g/m²	1.065	lbs/ft²
Fluid Loss	16.8	ml		

BENTOFIX TECHNOLOGIES, INC.

BENTOFIX MANUFACTURING CERTIFICATION

CUSTOMER: SERROT INTERNATIONAL, INC. **PRODUCTION DATE:** 12-08-2000

PROJECT: WMI / TRAIL RIDGE LF **NO. ROLLS:** 75

ORDER/JOB#: 12720OD/10379 **PRODUCT TYPE:** BENTOFIX NS

Bentofix Technologies, Inc. hereby certifies that the Bentofix Geosynthetic Clay Liner purchased and shipped for the above referenced project meets or exceeds Bentofix Technologies, Inc.'s specifications for Bentofix.

The Bentofix product has been continuously inspected for the presence of needles and is certified to be needle free.

The tests listed for the bentonite component have been performed on each batch of bentonite. The Swell Index according to ASTM D5890, the Moisture Content according to ASTM D4643 and the Fluid Loss according to ASTM D5891 were tested at least once per 50,000 square feet.

The tests listed for the finished geocomposite product have been performed at least once every 3,716 sq. mt. [40,000 sq. ft.] for the Bentonite Mass Per Unit Area according to ASTM D5993 and the Grab Tensile/Elongation and Peel Strength according to ASTM D4632.

The tests listed for the finished geocomposite product have been performed at least once every 18,580 sq. mt. [200,000 sq. ft.] for the geotextile components.

The finished geocomposite water permeability was tested at least once every 9,290 sq. mt. [100,000 sq. ft.] according to method ASTM D5084. The Index Flux was tested at least once per week according to ASTM D5887 and meets the required specification of < 1 x 10-8 m3/m2/sec.

The lot and roll numbers for this project are as follows:

LOT# B0120702

ROLL# 18612,18613,18614,18615,18616,18617,18618,18619,18620,18621,18622,18623,
18624,18625,18626,18627,18628,18629,18630,18632,18633,18634,18635,18636,
18637,18638,18639,18640,18641,18642,18643,18644,18645,18646,18647,18648,
18649,18650,18651,18652,18653,18654,18655,18656,18657,18658,18659,18660,
18661,18662,18663,18664,18665,18666,18667,18668,18669,18670,18671,18672,
18673,18674,18675,18676,18677,18678,18679,18680,18681,18684,18685,18686,
18688,18689,18690

KEVIN NEWMAN
Quality Control Manager

1/04/2001
DATE

BENTOFIX TECHNOLOGIES INC.

Quality Control Certificate

Lot #	Roll #	Date Produced	Product	Length	Width	BOL#
B0120702	18612	December 7, 2000	BENTOFIX NS	150.00 45.72	15.5 ft 4.72 m	9272

Finished Product

Type	BENTOFIX NS			
Mass	5,638	g/m²	1.152	lbs/ft²
Tensile Strength				
Length	48	Kg	105.60	lbs
Elongation				
Length	96	%		
Peels	10.20	Kg	22.44	lbs
Permeability	<5E-9	cm/s		
Moisture Content	7.5	%		

Top Layer

Type	NON-WOVEN			
Layer #	001205205B			
Mass	249	g/m²	0.051	lbs/ft²

Bottom Layer

Type	WOVEN			
Layer #	8336151			
Mass	110	g/m²	0.022	lbs/ft²

Bentonite

Mesh	30			
Shipment	420834-2			
Montmorillonite	90	%		
Swell Index	32	ml		
Moisture Content	10.4	%		
Moisture Absorption	919	%		
Mass of Bentonite	5,279	g/m²	1.079	lbs/ft²
Fluid Loss	14.6	ml		

BENTOFIX TECHNOLOGIES INC.

Quality Control Certificate

Lot #	Roll #	Date Produced	Product	Length	Width	BOL#
B0120702	18629	December 7, 2000	BENTOFIX NS	150.00 45.72	15.5 ft 4.72 m	9266

Finished Product

Type	BENTOFIX NS			
Mass	5.559	g/m²	1.136	lbs/ft²
Tensile Strength				
Length	62	Kg	136.40	lbs
Elongation				
Length	114	%		
Peels	11.20	Kg	24.64	lbs
Permeability	<5E-9	cm/s		
Moisture Content	7.5	%		

Top Layer

Type	NON-WOVEN			
Layer #	001205205B			
Mass	249	g/m²	0.051	lbs/ft²

Bottom Layer

Type	WOVEN			
Layer #	8326454			
Mass	110	g/m²	0.022	lbs/ft²

Bentonite

Mesh	30			
Shipment	420834-2			
Montmorillonite	90	%		
Swell Index	32	ml		
Moisture Content	10.4	%		
Moisture Absorption	919	%		
Mass of Bentonite	5,200	g/m²	1.063	lbs/ft²
Fluid Loss	14.6	ml		

BENTOFIX TECHNOLOGIES INC.

Quality Control Certificate

Lot #	Roll #	Date Produced	Product	Length	Width	BOL#
B0120702	18646	December 8, 2000	BENTOFIX NS	150.00 45.72	15.5 ft 4.72 m	9258

Finished Product

Type	BENTOFIX NS			
Mass	5,578	g/m²	1.140	lbs/ft²
Tensile Strength				
Length	49	Kg	107.80	lbs
Elongation				
Length	100	%		
Peels	16.70	Kg	36.74	lbs
Permeability	<5E-9	cm/s		
Moisture Content	7.5	%		

Top Layer

Type	NON-WOVEN			
Layer #	001205205B			
Mass	249	g/m²	0.051	lbs/ft²

Bottom Layer

Type	WOVEN			
Layer #	8326454			
Mass	110	g/m²	0.022	lbs/ft²

Bentonite

Mesh	30			
Shipment	420834-2			
Montmorillonite	90	%		
Swell Index	32	ml		
Moisture Content	10.4	%		
Moisture Absorption	919	%		
Mass of Bentonite	5,219	g/m²	1.067	lbs/ft²
Fluid Loss	14.6	ml		

BENTOFIX TECHNOLOGIES INC.

Quality Control Certificate

Lot #	Roll #	Date Produced	Product	Length	Width	BOL#
B0120702	18663	December 8, 2000	BENTOFIX NS	150.00 45.72	15.5 ft 4.72 m	9260

Finished Product

Type	BENTOFIX NS			
Mass	5.448	g/m²	1.113	lbs/ft²
Tensile Strength				
Length	53	Kg	116.60	lbs
Elongation				
Length	98	%		
Peels	7.30	Kg	16.06	lbs
Permeability	<5E-9	cm/s		
Moisture Content	7.5	%		

Top Layer

Type	NON-WOVEN			
Layer #	001205205B			
Mass	249	g/m²	0.051	lbs/ft²

Bottom Layer

Type	WOVEN			
Layer #	8374788			
Mass	110	g/m²	0.022	lbs/ft²

Bentonite

Mesh	30			
Shipment	420834-2			
Montmorillonite	90	%		
Swell Index	32	ml		
Moisture Content	10.4	%		
Moisture Absorption	919	%		
Mass of Bentonite	5,089	g/m²	1.040	lbs/ft²
Fluid Loss	14.6	ml		

BENTOFIX TECHNOLOGIES INC.

Quality Control Certificate

Lot #	Roll #	Date Produced	Product	Length	Width	BOL#
B0120702	18680	December 8, 2000	BENTOFIX NS	150.00 45.72	15.5 ft 4.72 m	9263

Finished Product

Type	BENTOFIX NS			
Mass	5.534	g/m²	1.131	lbs/ft²
Tensile Strength				
Length	52	Kg	114.40	lbs
Elongation				
Length	103	%		
Peels	10.60	Kg	23.32	lbs
Permeability	<5E-9	cm/s		
Moisture Content	7.5	%		

Top Layer

Type	NON-WOVEN			
Layer #	001205205B			
Mass	249	g/m²	0.051	lbs/ft²

Bottom Layer

Type	WOVEN			
Layer #	8353500			
Mass	110	g/m²	0.022	lbs/ft²

Bentonite

Mesh	30			
Shipment	420834-2			
Montmorillonite	90	%		
Swell Index	32	ml		
Moisture Content	10.4	%		
Moisture Absorption	919	%		
Mass of Bentonite	5,175	g/m²	1.058	lbs/ft²
Fluid Loss	14.6	ml		

BENTOFIX TECHNOLOGIES, INC.

BENTOFIX MANUFACTURING CERTIFICATION

CUSTOMER: SERROT INTERNATIONAL, INC. **PRODUCTION DATE:** 12-14-2000

PROJECT: WMI / TRAIL RIDGE LF **NO. ROLLS:** 51

ORDER/JOB#: 12720OD/10379 **PRODUCT TYPE:** BENTOFIX NS

Bentofix Technologies, Inc. hereby certifies that the Bentofix Geosynthetic Clay Liner purchased and shipped for the above referenced project meets or exceeds Bentofix Technologies, Inc.'s specifications for Bentofix.

The Bentofix product has been continuously inspected for the presence of needles and is certified to be needle free.

The tests listed for the bentonite component have been performed on each batch of bentonite. The Swell Index according to ASTM D5890, the Moisture Content according to ASTM D4643 and the Fluid Loss according to ASTM D5891 were tested at least once per 50,000 square feet.

The tests listed for the finished geocomposite product have been performed at least once every 3,716 sq. mt. [40,000 sq. ft.] for the Bentonite Mass Per Unit Area according to ASTM D5993 and the Grab Tensile/Elongation and Peel Strength according to ASTM D4632.

The tests listed for the finished geocomposite product have been performed at least once every 18,580 sq. mt. [200,000 sq. ft.] for the geotextile components.

The finished geocomposite water permeability was tested at least once every 9,290 sq. mt. [100,000 sq. ft.] according to method ASTM D5084. The Index Flux was tested at least once per week according to ASTM D5887 and meets the required specification of < 1 x 10-8 m3/m2/sec.

The lot and roll numbers for this project are as follows:

LOT# B0121402

ROLL# 18703,18704,18705,18706,18707,18708,18709,18710,18712,18714,18715,18716,
18717,18718,18719,18720,18721,18722,18723,18724,18725,18726,18727,18728,
18729,18730,18731,18732,18733,18735,18736,18737,18738,18739,18740,18742,
18743,18744,18745,18746,18747,18748,18749,18750,18751,18752,18753,18755,
18756,18757,18758

for → KEVIN NEWMAN
Quality Control Manager

12/21/2000
DATE

BENTOFIX TECHNOLOGIES INC.

Quality Control Certificate

Lot #	Roll #	Date Produced	Product	Length	Width	BOL#
B0121402	18703	December 14, 2000	BENTOFIX NS	150.00 45.72	15.5 ft 4.72 m	9283

Finished Product

Type	BENTOFIX NS			
Mass	5,510	g/m²	1.126	lbs/ft²
Tensile Strength				
Length	68	Kg	149.60	lbs
Elongation				
Length	129	%		
Peels	14.10	Kg	31.02	lbs
Permeability	<5E-9	cm/s		
Moisture Content	7.0	%		

Top Layer

Type	NON-WOVEN			
Layer #	001211205B-1			
Mass	240	g/m²	0.049	lbs/ft²

Bottom Layer

Type	WOVEN			
Layer #	8374793			
Mass	110	g/m²	0.022	lbs/ft²

Bentonite

Mesh	30			
Shipment	449645-1			
Montmorillonite	90	%		
Swell Index	26	ml		
Moisture Content	7.0	%		
Moisture Absorption	850	%		
Mass of Bentonite	5,160	g/m²	1.055	lbs/ft²
Fluid Loss	14.2	ml		

BENTOFIX TECHNOLOGIES INC.

Quality Control Certificate

L[redacted]	Roll #	Date Produced	Product	Length	Width	BOL#
B0121402	18720	December 14, 2000	BENTOFIX NS	150.00 45.72	15.5 ft 4.72 m	9289

Finished Product

Type	BENTOFIX NS			
Mass	5,432	g/m²	1.110	lbs/ft²
Tensile Strength				
Length	57	Kg	125.40	lbs
Elongation				
Length	101	%		
Peels	10.30	Kg	22.66	lbs
Permeability	<5E-9	cm/s		
Moisture Content	7.0	%		

Top Layer

Type	NON-WOVEN			
Layer #	001211205B-1			
[redacted]ass	240	g/m²	0.049	lbs/ft²

Bottom Layer

Type	WOVEN			
Layer #	8358780			
Mass	110	g/m²	0.022	lbs/ft²

Bentonite

Mesh	30			
Shipment	449645-1			
Montmorillonite	90	%		
Swell Index	26	ml		
Moisture Content	7.0	%		
Moisture Absorption	850	%		
Mass of Bentonite	5,082	g/m²	1.039	lbs/ft²
Fluid Loss	14.2	ml		

BENTOFIX TECHNOLOGIES INC.

Quality Control Certificate

Lot #	Roll #	Date Produced	Product	Length	Width	BOL#
B0121402	18737	December 14, 2000	BENTOFIX NS	150.00 45.72	15.5 ft 4.72 m	9286

Finished Product

Type	BENTOFIX NS			
Mass	5,489	g/m²	1.122	lbs/ft²
Tensile Strength				
Length	53	Kg	116.60	lbs
Elongation				
Length	103	%		
Peels	7.20	Kg	15.84	lbs
Permeability	<5E-9	cm/s		
Moisture Content	7.0	%		

Top Layer

Type	NON-WOVEN			
Layer #	001211205B-1			
Mass	240	g/m²	0.049	lbs/ft²

Bottom Layer

Type	WOVEN			
Layer #	8370641			
Mass	110	g/m²	0.022	lbs/ft²

Bentonite

Mesh	30			
Shipment	449645-1			
Montmorillonite	90	%		
Swell Index	26	ml		
Moisture Content	7.0	%		
Moisture Absorption	850	%		
Mass of Bentonite	5,139	g/m²	1.050	lbs/ft²
Fluid Loss	14.2	ml		

BENTOFIX TECHNOLOGIES INC.

Quality Control Certificate

Lot #	Roll #	Date Produced	Product	Length	Width	BOL#
[redacted]30121402	18753	December 15, 2000	BENTOFIX NS	150.00 45.72	15.5 ft 4.72 m	9290

Finished Product

Type	BENTOFIX NS			
Mass	5,526	g/m²	1.129	lbs/ft²
Tensile Strength				
Length	54	Kg	118.80	lbs
Elongation				
Length	122	%		
Peels	9.40	Kg	20.68	lbs
Permeability	<5E-9	cm/s		
Moisture Content	7.0	%		

Top Layer

Type	NON-WOVEN			
Layer #	001211205B-1			
Mass	240	g/m²	0.049	lbs/ft²

Bottom Layer

Type	WOVEN			
Layer #	8370641			
Mass	110	g/m²	0.022	lbs/ft²

Bentonite

Mesh	30			
Shipment	449645-1			
Montmorillonite	90	%		
Swell Index	26	ml		
Moisture Content	7.0	%		
Moisture Absorption	850	%		
Mass of Bentonite	5,176	g/m²	1.058	lbs/ft²
Fluid Loss	14.2	ml		

BENTOFIX TECHNOLOGIES, INC.

BENTOFIX MANUFACTURING CERTIFICATION

CUSTOMER: SERROT INTERNATIONAL, INC. **PRODUCTION DATE:** 12-13-2000

PROJECT: WMI / TRAIL RIDGE LF **NO. ROLLS:** 73

ORDER/JOB#: 12720OD/10379 **PRODUCT TYPE:** BENTOFIX NS

Bentofix Technologies, Inc. hereby certifies that the Bentofix Geosynthetic Clay Liner purchased and shipped for the above referenced project meets or exceeds Bentofix Technologies, Inc.'s specifications for Bentofix.

The Bentofix product has been continuously inspected for the presence of needles and is certified to be needle free.

The tests listed for the bentonite component have been performed on each batch of bentonite. The Swell Index according to ASTM D5890, the Moisture Content according to ASTM D4643 and the Fluid Loss according to ASTM D5891 were tested at least once per 50,000 square feet.

The tests listed for the finished geocomposite product have been performed at least once every 3,716 sq. mt. [40,000 sq. ft.] for the Bentonite Mass Per Unit Area according to ASTM D5993 and the Grab Tensile/Elongation and Peel Strength according to ASTM D4632.

The tests listed for the finished geocomposite product have been performed at least once every 18,580 sq. mt. [200,000 sq. ft.] for the geotextile components.

The finished geocomposite water permeability was tested at least once every 9,290 sq. mt. [100,000 sq. ft.] according to method ASTM D5084. The Index Flux was tested at least once per week according to ASTM D5887 and meets the required specification of < 1 x 10-8 m3/m2/sec.

The lot and roll numbers for this project are as follows:

LOT# B0121102

ROLL# 20007,20008,20009,20011,20012,20013,20014,20015,20016,20018,20019,20021
20022,20023,20024,20025,20026,20027,20028,20029,20031,20032,20033,20034
20035,20036,20037,20038,20039,20041,20042,20043,20044,20045,20046,20047
20048,20049,20051,20052,20053,20054,20055,20056,20057,20058,20060,20061
20062,20063,20064,20065,20066,20067,20068,20071,20072,20073,20074,20075
20076,20077,20078,20079,20080,20081,20082,20083,20084,20085,20086,20087
20088

KEVIN NEWMAN
Quality Control Manager

01/04/2001
DATE

BENTOFIX TECHNOLOGIES INC.

Quality Control Certificate

#	Roll #	Date Produced	Product	Length	Width	BOL#
B0121102	20007	December 11, 2000	BENTOFIX NS	150.00 45.72	15.5 ft 4.72 m	9290

Finished Product

Type	BENTOFIX NS			
Mass	5,446	g/m²	1.113	lbs/ft²
Tensile Strength				
Length	60	Kg	132.00	lbs
Elongation				
Length	106	%		
Peels	10.10	Kg	22.22	lbs
Permeability	<5E-9	cm/s		
Moisture Content	11.0	%		

Top Layer

Type	NON-WOVEN			
Layer #	001127205B			
Mass	245	g/m²	0.050	lbs/ft²

Bottom Layer

Type	WOVEN			
Layer #	8353495			
Mass	110	g/m²	0.022	lbs/ft²

Bentonite

Mesh	30			
Shipment	49028			
Montmorillonite	90	%		
Swell Index	33	ml		
Moisture Content	11.0	%		
Moisture Absorption	981	%		
Mass of Bentonite	5,091	g/m²	1.041	lbs/ft²
Fluid Loss	16.4	ml		

BENTOFIX TECHNOLOGIES INC.

Quality Control Certificate

Lot #	Roll #	Date Produced	Product	Length	Width	BOL#
B0121102	20024	December 11, 2000	BENTOFIX NS	150.00 45.72	15.5 ft 4.72 m	9268

Finished Product

Type	BENTOFIX NS			
Mass	5,467	g/m²	1.117	lbs/ft²
Tensile Strength				
Length	62	Kg	136.40	lbs
Elongation				
Length	114	%		
Peels	7.40	Kg	16.28	lbs
Permeability	<5E-9	cm/s		
Moisture Content	11.0	%		

Top Layer

Type	NON-WOVEN			
Layer #	001127205B			
Mass	245	g/m²	0.050	lbs/ft²

Bottom Layer

Type	WOVEN			
Layer #	8348186			
Mass	110	g/m²	0.022	lbs/ft²

Bentonite

Mesh	30			
Shipment	49028			
Montmorillonite	90	%		
Swell Index	33	ml		
Moisture Content	11.0	%		
Moisture Absorption	981	%		
Mass of Bentonite	5,112	g/m²	1.015	lbs/ft²
Fluid Loss	16.4	ml		

BENTOFIX TECHNOLOGIES INC.

Quality Control Certificate

Lot #	Roll #	Date Produced	Product	Length	Width	BOL#
B0121102	20041	December 13, 2000	BENTOFIX NS	150.00 45.72	15.5 ft 4.72 m	9272

Finished Product

Type	BENTOFIX NS			
Mass	5.849	g/m²	1.195	lbs/ft²
Tensile Strength				
Length	59	Kg	129.80	lbs
Elongation				
Length	113	%		
Peels	8.90	Kg	19.58	lbs
Permeability	<5E-9	cm/s		
Moisture Content	11.0	%		

Top Layer

Type	NON-WOVEN			
Layer #	001127205B			
Mass	245	g/m²	0.050	lbs/ft²

Bottom Layer

Type	WOVEN			
Layer #	8348186			
Mass	110	g/m²	0.022	lbs/ft²

Bentonite

Mesh	30			
Shipment	49028			
Montmorillonite	90	%		
Swell Index	33	ml		
Moisture Content	11.0	%		
Moisture Absorption	981	%		
Mass of Bentonite	5,494	g/m²	1.123	lbs/ft²
Fluid Loss	16.4	ml		

BENTOFIX TECHNOLOGIES INC.

Quality Control Certificate

Lot #	Roll #	Date Produced	Product	Length	Width	BOL#
B0121102	20058	December 13, 2000	BENTOFIX NS	150.00 45.72	15.5 ft 4.72 m	9281

Finished Product

Type	BENTOFIX NS			
Mass	5,613	g/m²	1.147	lbs/ft²
Tensile Strength				
Length	52	Kg	114.40	lbs
Elongation				
Length	102	%		
Peels	7.10	Kg	15.62	lbs
Permeability	<5E-9	cm/s		
Moisture Content	11.0	%		

Top Layer

Type	NON-WOVEN			
Layer #	001127205B			
Mass	245	g/m²	0.050	lbs/ft²

Bottom Layer

Type	WOVEN			
Layer #	8366158			
Mass	110	g/m²	0.022	lbs/ft²

Bentonite

Mesh	30			
Shipment	49028			
Montmorillonite	90	%		
Swell Index	33	ml		
Moisture Content	11.0	%		
Moisture Absorption	981	%		
Mass of Bentonite	5,258	g/m²	1.075	lbs/ft²
Fluid Loss	16.4	ml		

BENTOFIX TECHNOLOGIES INC.

Quality Control Certificate

t #	Roll #	Date Produced	Product	Length	Width	BOL#
B0121102	20075	December 13, 2000	BENTOFIX NS	150.00 45.72	15.5 ft 4.72 m	9278

Finished Product

Type	BENTOFIX NS			
Mass	5,564	g/m²	1.137	lbs/ft²
Tensile Strength				
Length	53	Kg	116.60	lbs
Elongation				
Length	96	%		
Peels	10.80	Kg	23.76	lbs
Permeability	<5E-9	cm/s		
Moisture Content	11.0	%		

Top Layer

Type	NON-WOVEN			
Layer #	001127205B			
Mass	245	g/m²	0.050	lbs/ft²

Bottom Layer

Type	WOVEN			
Layer #	8366786			
Mass	110	g/m²	0.022	lbs/ft²

Bentonite

Mesh	30			
Shipment	49028			
Montmorillonite	90	%		
Swell Index	33	ml		
Moisture Content	11.0	%		
Moisture Absorption	981	%		
Mass of Bentonite	5,209	g/m²	1.065	lbs/ft²
Fluid Loss	16.4	ml		

BENTOFIX TECHNOLOGIES, INC.
MANUFACTURERS OF BENTOFIX

Bentofix Technologies, Inc. hereby certifies that the following test results meet or exceed our specifications for Bentofix and the specifications for WMI/Trail Ridge Landfill.

The Swell Index according to ASTM D5890, the Fluid Loss according to ASTM D5891 and the Moisture Content according to ASTM D4643 were tested at least once per 50,000 square feet.

PROJECT: **WMI/TRAIL RIDGE LANDFILL**

STYLE: **BENTOFIX NS**

LOT NUMBER: **B0081702**

RAILCAR NO.: **453623**

SAMPLE NO.	SWELL INDEX (ml)	FLUID LOSS (ml)	MOISTURE CONTENT (%)
1	29	12.0	6.8

VIN NEWMAN
Quality Control Manager

08/24/2000
DATE

BENTOFIX TECHNOLOGIES, INC.

Summary Of Triaxal Permeability Test Results

PROJECT: WMI/TRAIL RIDGE LANDFILL

LOT NO.: B0071502 DATE: 07-17-2000

ROLL NO.: 04632 TIME: 9:00 AM

DESCRIPTION: NS PERMEANT: Distilled Water

PHYSICAL PROPERTY DATA

INITIAL HEIGHT (cm): 0.67 FINAL HEIGHT (cm): 0.77

INITIAL AREA (cm^2) : 41.74 FINAL AREA (cm^2) : 41.74

INITIAL WEIGHT (g) : 30.15 FINAL WEIGHT (g) : 45.14

TEST PARAMETERS

CELL PRESSURE (p.s.i.) : 50 HEAD PRESSURE (p.s.i.) : 47

TAIL PRESSURE (p.s.i.) : 45

PERMEABILITY INPUT DATA

FLOW, Q (c.c.) : 1.1650 TIME, t (sec) : 75 600

LENGTH, L (cm) : 0.77

AREA, A (cm^2) : 41.74 HEAD, h (cm) : 140.2

$$K = \frac{Q\ L}{Ath}$$

COMPUTED PERMEABILITY

PERMEABILITY, K = **2.03×10^{-9}** cm/sec @ 20 DEGREES C

TEST PERFORMED BY : JULIE IRVING

BENTOFIX TECHNOLOGIES, INC.

Summary Of Triaxal Permeability Test Results

PROJECT: WMI/TRAIL RIDGE LANDFILL

LOT NO.: B0071502 DATE: 07-17-2000

ROLL NO.: 04672 TIME: 9:30 AM

DESCRIPTION: NS PERMEANT: Distilled Water

PHYSICAL PROPERTY DATA

INITIAL HEIGHT (cm): 0.70 FINAL HEIGHT (cm): 0.78

INITIAL AREA (cm^2) : 41.74 FINAL AREA (cm^2) : 41.74

INITIAL WEIGHT (g) : 29.38 FINAL WEIGHT (g) : 47.81

TEST PARAMETERS

CELL PRESSURE (p.s.i.) : 50 HEAD PRESSURE (p.s.i.) : 47

TAIL PRESSURE (p.s.i.) : 45

PERMEABILITY INPUT DATA

FLOW, Q (c.c.) : 1.740 TIME, t (sec) : 86 400

LENGTH, L (cm) : 0.78

AREA, A (cm^2) : 41.74 HEAD, h (cm) : 140.2

$$K = \frac{Q\ L}{Ath}$$

COMPUTED PERMEABILITY

PERMEABILITY, K = **2.68×10^{-9}** cm/sec @ 20 DEGREES C

TEST PERFORMED BY : JULIE IRVING

BENTOFIX TECHNOLOGIES, INC.

Summary Of Triaxal Permeability Test Results

PROJECT: WMI/TRAIL RIDGE LANDFILL

LOT NO.: B0080902 DATE: 08-10-2000

ROLL NO.: 07582 TIME: 11:30 AM

DESCRIPTION: NS PERMEANT: Distilled Water

PHYSICAL PROPERTY DATA

INITIAL HEIGHT (cm): 0.59 FINAL HEIGHT (cm): 0.60

INITIAL AREA (cm^2) : 78.5 FINAL AREA (cm^2) : 78.5

INITIAL WEIGHT (g) : 64.68 FINAL WEIGHT (g) : 101.70

TEST PARAMETERS

CELL PRESSURE (p.s.i.) : 50 HEAD PRESSURE (p.s.i.) : 47

TAIL PRESSURE (p.s.i.) : 45

PERMEABILITY INPUT DATA

FLOW, Q (c.c.) : 2.225 TIME, t (sec) : 81000

LENGTH, L (cm) : 0.60

AREA, A (cm^2) : 78.5 HEAD, h (cm) : 140.2

$$K = \frac{Q\,L}{Ath}$$

COMPUTED PERMEABILITY

PERMEABILITY, K = 1.50×10^{-9} cm/sec @ 20 DEGREES C

TEST PERFORMED BY : KAREN BURDEN

BENTOFIX TECHNOLOGIES, INC.

Summary Of Triaxal Permeability Test Results

PROJECT: WMI/TRAIL RIDGE LANDFILL

LOT NO.: B0080902 DATE: 08-10-2000

ROLL NO.: 07630 TIME: 12:00 PM

DESCRIPTION: NS PERMEANT: Distilled Water

PHYSICAL PROPERTY DATA

INITIAL HEIGHT (cm): 0.60 FINAL HEIGHT (cm): 0.65

INITIAL AREA (cm^2) : 78.5 FINAL AREA (cm^2) : 78.5

INITIAL WEIGHT (g) : 64.79 FINAL WEIGHT (g) : 97.33

TEST PARAMETERS

CELL PRESSURE (p.s.i.) : 50 HEAD PRESSURE (p.s.i.) : 47

TAIL PRESSURE (p.s.i.) : 45

PERMEABILITY INPUT DATA

FLOW, Q (c.c.) : 2.545 TIME, t (sec) : 86400

LENGTH, L (cm) : 0.65

AREA, A (cm^2) : 78.5 HEAD, h (cm) : 140.2

$$K = \frac{Q\ L}{Ath}$$

COMPUTED PERMEABILITY

PERMEABILITY, K = $\mathbf{1.74 \times 10^{-9}}$ cm/sec @ 20 DEGREES C

TEST PERFORMED BY : KAREN BURDEN

BENTOFIX TECHNOLOGIES, INC.

Summary Of Triaxal Permeability Test Results

PROJECT: WMI/TRAIL RIDGE LANDFILL

LOT NO.: B0081002 DATE: 08-11-2000

ROLL NO.: 07671 TIME: 3:30 PM

DESCRIPTION: NS PERMEANT: Distilled Water

PHYSICAL PROPERTY DATA

INITIAL HEIGHT (cm): 0.70 FINAL HEIGHT (cm): 0.75

INITIAL AREA (cm^2) : 41.74 FINAL AREA (cm^2) : 41.74

INITIAL WEIGHT (g) : 32.74 FINAL WEIGHT (g) : 45.28

TEST PARAMETERS

CELL PRESSURE (p.s.i.) : 50 HEAD PRESSURE (p.s.i.) : 47

TAIL PRESSURE (p.s.i.) : 45

PERMEABILITY INPUT DATA

FLOW, Q (c.c.) : 2.370 TIME, t (sec) : 86400

LENGTH, L (cm) : 0.75

AREA, A (cm^2) : 41.74 HEAD, h (cm) : 140.2

$$K = \frac{Q\ L}{A t h}$$

COMPUTED PERMEABILITY

PERMEABILITY, K = 3.52×10^{-9} cm/sec @ 20 DEGREES C

TEST PERFORMED BY : JULIE IRVING

BENTOFIX TECHNOLOGIES, INC.

Summary Of Triaxal Permeability Test Results

PROJECT: WMI/TRAIL RIDGE LANDFILL

LOT NO.: B0081002 DATE: 08-11-2000

ROLL NO.: 07715 TIME: 3:00 PM

DESCRIPTION: NS PERMEANT: Distilled Water

PHYSICAL PROPERTY DATA

INITIAL HEIGHT (cm): 0.67 FINAL HEIGHT (cm): 0.74

INITIAL AREA (cm^2) : 41.74 FINAL AREA (cm^2) : 41.74

INITIAL WEIGHT (g) : 30.11 FINAL WEIGHT (g) : 43.52

TEST PARAMETERS

CELL PRESSURE (p.s.i.) : 50 HEAD PRESSURE (p.s.i.) : 47

TAIL PRESSURE (p.s.i.) : 45

PERMEABILITY INPUT DATA

FLOW, Q (c.c.) : 1.585 TIME, t (sec) : 81000

LENGTH, L (cm) : 0.74

AREA, A (cm^2) : 41.74 HEAD, h (cm) : 140.2

$$K = \frac{Q\ L}{Ath}$$

COMPUTED PERMEABILITY

PERMEABILITY, K = **2.47×10^{-9}** cm/sec @ 20 DEGREES C

TEST PERFORMED BY : JULIE IRVING

BENTOFIX TECHNOLOGIES, INC.

Summary Of Triaxal Permeability Test Results

PROJECT: WMI/TRAIL RIDGE LANDFILL

LOT NO.: B0081112 DATE: 08-14-2000

ROLL NO.: 07756 TIME: 11:30 AM

DESCRIPTION: NS PERMEANT: Distilled Water

PHYSICAL PROPERTY DATA

INITIAL HEIGHT (cm): 0.62 FINAL HEIGHT (cm): 0.69

INITIAL AREA (cm^2) : 41.74 FINAL AREA (cm^2) : 41.74

INITIAL WEIGHT (g) : 40.22 FINAL WEIGHT (g) : 68.09

TEST PARAMETERS

CELL PRESSURE (p.s.i.) : 50 HEAD PRESSURE (p.s.i.) : 47

TAIL PRESSURE (p.s.i.) : 45

PERMEABILITY INPUT DATA

FLOW, Q (c.c.) : 1.055 TIME, t (sec) : 54000

LENGTH, L (cm) : 0.69

AREA, A (cm^2) : 41.74 HEAD, h (cm) : 140.2

$$K = \frac{Q\ L}{A t h}$$

COMPUTED PERMEABILITY

PERMEABILITY, K = **2.30×10^{-9}** cm/sec @ 20 DEGREES C

TEST PERFORMED BY : KAREN BURDEN

BENTOFIX TECHNOLOGIES, INC.

Summary Of Triaxal Permeability Test Results

PROJECT: WMI/TRAIL RIDGE LANDFILL

LOT NO.: B0081112 DATE: 08-14-2000

ROLL NO.: 07792 TIME: 12:00 PM

DESCRIPTION: NS PERMEANT: Distilled Water

PHYSICAL PROPERTY DATA

INITIAL HEIGHT (cm): 0.64 FINAL HEIGHT (cm): 0.72

INITIAL AREA (cm^2) : 41.74 FINAL AREA (cm^2) : 41.74

INITIAL WEIGHT (g) : 29.11 FINAL WEIGHT (g) : 59.12

TEST PARAMETERS

CELL PRESSURE (p.s.i.) : 50 HEAD PRESSURE (p.s.i.) : 47

TAIL PRESSURE (p.s.i.) : 45

PERMEABILITY INPUT DATA

FLOW, Q (c.c.) : 1.150 TIME, t (sec) : 54000

LENGTH, L (cm) : 0.72

AREA, A (cm^2) : 41.74 HEAD, h (cm) : 140.2

$$K = \frac{Q\ L}{A t h}$$

COMPUTED PERMEABILITY

PERMEABILITY, K = **2.62×10^{-9}** cm/sec @ 20 DEGREES C

TEST PERFORMED BY : KAREN BURDEN

BENTOFIX TECHNOLOGIES, INC.

Summary Of Triaxal Permeability Test Results

PROJECT: WMI/TRAIL RIDGE LANDFILL

LOT NO.: B0081502 DATE: 08-16-2000

ROLL NO.: 07933 TIME: 10:30 AM

DESCRIPTION: NS PERMEANT: Distilled Water

PHYSICAL PROPERTY DATA

INITIAL HEIGHT (cm): 0.67 FINAL HEIGHT (cm): 0.85

INITIAL AREA (cm^2) : 78.5 FINAL AREA (cm^2) : 78.5

INITIAL WEIGHT (g) : 56.21 FINAL WEIGHT (g) : 98.10

TEST PARAMETERS

CELL PRESSURE (p.s.i.) : 50 HEAD PRESSURE (p.s.i.) : 47

TAIL PRESSURE (p.s.i.) : 45

PERMEABILITY INPUT DATA

FLOW, Q (c.c.) : 1.585 TIME, t (sec) : 72000

LENGTH, L (cm) : 0.85

AREA, A (cm^2) : 78.5 HEAD, h (cm) : 140.2

$$K = \frac{Q\ L}{A t h}$$

COMPUTED PERMEABILITY

PERMEABILITY, K = **1.70×10^{-9}** cm/sec @ 20 DEGREES C

TEST PERFORMED BY : JULIE IRVING

BENTOFIX TECHNOLOGIES, INC.

Summary Of Triaxal Permeability Test Results

PROJECT: WMI/TRAIL RIDGE LANDFILL

LOT NO.: B0081502 DATE: 08-16-2000

ROLL NO.: 07973 TIME: 11:00 AM

DESCRIPTION: NS PERMEANT: Distilled Water

PHYSICAL PROPERTY DATA

INITIAL HEIGHT (cm): 0.65 FINAL HEIGHT (cm): 0.83

INITIAL AREA (cm^2) : 78.5 FINAL AREA (cm^2) : 78.5

INITIAL WEIGHT (g) : 56.14 FINAL WEIGHT (g) : 99.37

TEST PARAMETERS

CELL PRESSURE (p.s.i.) : 50 HEAD PRESSURE (p.s.i.) : 47

TAIL PRESSURE (p.s.i.) : 45

PERMEABILITY INPUT DATA

FLOW, Q (c.c.) : 2.440 TIME, t (sec) : 86400

LENGTH, L (cm) : 0.83

AREA, A (cm^2) : 78.5 HEAD, h (cm) : 140.2

$$K = \frac{Q\ L}{A\ t\ h}$$

COMPUTED PERMEABILITY

PERMEABILITY, K = **2.13×10^{-9}** cm/sec @ 20 DEGREES C

TEST PERFORMED BY : JULIE IRVING

BENTOFIX TECHNOLOGIES, INC.

Summary Of Triaxal Permeability Test Results

PROJECT: WMI/TRAIL RIDGE LANDFILL

LOT NO.: B0081702 DATE: 08-17-2000

ROLL NO.: 08005 TIME: 3:30 PM

DESCRIPTION: NS PERMEANT: Distilled Water

PHYSICAL PROPERTY DATA

INITIAL HEIGHT (cm): 0.71 FINAL HEIGHT (cm): 0.76

INITIAL AREA (cm^2) : 41.74 FINAL AREA (cm^2) : 41.74

INITIAL WEIGHT (g) : 29.32 FINAL WEIGHT (g) : 57.08

TEST PARAMETERS

CELL PRESSURE (p.s.i.) : 50 HEAD PRESSURE (p.s.i.) : 47

TAIL PRESSURE (p.s.i.) : 45

PERMEABILITY INPUT DATA

FLOW, Q (c.c.) : 1.860 TIME, t (sec) : 86400

LENGTH, L (cm) : 0.76

AREA, A (cm^2) : 41.74 HEAD, h (cm) : 140.2

$$K = \frac{Q\ L}{A t h}$$

COMPUTED PERMEABILITY

PERMEABILITY, K = **2.80×10^{-9}** cm/sec @ 20 DEGREES C

TEST PERFORMED BY : JULIE IRVING

BENTOFIX TECHNOLOGIES, INC.

Summary Of Triaxal Permeability Test Results

PROJECT: WMI/TRAIL RIDGE LANDFILL

LOT NO.: B0060602 DATE: 06-07-2000

ROLL NO.: 98322 TIME: 9:00 AM

DESCRIPTION: NS PERMEANT: Distilled Water

PHYSICAL PROPERTY DATA

INITIAL HEIGHT (cm): 0.71 FINAL HEIGHT (cm): 0.88

INITIAL AREA (cm^2) : 78.5 FINAL AREA (cm^2) : 78.5

INITIAL WEIGHT (g) : 63.02 FINAL WEIGHT (g) : 99.48

TEST PARAMETERS

CELL PRESSURE (p.s.i.) : 50 HEAD PRESSURE (p.s.i.) : 47

TAIL PRESSURE (p.s.i.) : 45

PERMEABILITY INPUT DATA

FLOW, Q (c.c.) : 2.4650 TIME, t (sec) : 84 600

LENGTH, L (cm) : 0.88

AREA, A (cm^2) : 78.5 HEAD, h (cm) : 140.2

$$K = \frac{Q\ L}{Ath}$$

COMPUTED PERMEABILITY

PERMEABILITY, K = 2.33×10^{-9} cm/sec @ 20 DEGREES C

TEST PERFORMED BY : JULIE IRVING

BENTOFIX TECHNOLOGIES, INC.

MANUFACTURERS OF BENTOFIX

Bentofix Technologies, Inc. hereby certifies that the following test results meet or exceed our specifications for Bentofix and the specifications for WMI/Trail Ridge Landfill.

The Swell Index according to ASTM D5890, the Fluid Loss according to ASTM D5891 and the Moisture Content according to ASTM D4643 were tested at least once per 50,000 square feet.

PROJECT: WMI/TRAIL RIDGE LANDFILL

STYLE: BENTOFIX NS

LOT NUMBER: B0102002

RAILCAR NO.: 424516

SAMPLE NO.	SWELL INDEX (ml)	FLUID LOSS (ml)	MOISTURE CONTENT (%)
1	29	17.0	7.6
2	29	17.2	7.8
3	27	16.8	8.1
4	28	17.4	7.9

KEVIN NEWMAN
Quality Control Manager

11/06/2000
DATE

BENTOFIX TECHNOLOGIES, INC.

Summary Of Triaxal Permeability Test Results

PROJECT: WMI/TRAIL RIDGE LANDFILL

LOT NO.: B0102002 DATE: 10-23-2000

ROLL NO.: 15111 TIME: 9:35 AM

DESCRIPTION: NS PERMEANT: Distilled Water

PHYSICAL PROPERTY DATA

INITIAL HEIGHT (cm): 0.65 FINAL HEIGHT (cm): 0.69

INITIAL AREA (cm^2) : 41.74 FINAL AREA (cm^2) : 41.74

INITIAL WEIGHT (g) : 28.98 FINAL WEIGHT (g) : 40.95

TEST PARAMETERS

CELL PRESSURE (p.s.i.) : 50 HEAD PRESSURE (p.s.i.) : 47

TAIL PRESSURE (p.s.i.) : 45

PERMEABILITY INPUT DATA

FLOW, Q (c.c.) : 1.580 TIME, t (sec) : 81 000

LENGTH, L (cm) : 0.69

AREA, A (cm^2) : 41.74 HEAD, h (cm) : 140.2

$$K = \frac{Q\ L}{Ath}$$

COMPUTED PERMEABILITY

PERMEABILITY, K = **2.30×10^{-9}** cm/sec @ 20 DEGREES C

TEST PERFORMED BY : KAREN BURDEN

BENTOFIX TECHNOLOGIES, INC.

Summary Of Triaxal Permeability Test Results

PROJECT: WMI/TRAIL RIDGE LANDFILL

LOT NO.: B0102002 DATE: 10-23-2000

ROLL NO.: 15151 TIME: 9:55 AM

DESCRIPTION: NS PERMEANT: Distilled Water

PHYSICAL PROPERTY DATA

INITIAL HEIGHT (cm): 0.64 FINAL HEIGHT (cm): 0.68

INITIAL AREA (cm^2) : 41.74 FINAL AREA (cm^2) : 41.74

INITIAL WEIGHT (g) : 28.19 FINAL WEIGHT (g) : 41.02

TEST PARAMETERS

CELL PRESSURE (p.s.i.) : 50 HEAD PRESSURE (p.s.i.) : 47

TAIL PRESSURE (p.s.i.) : 45

PERMEABILITY INPUT DATA

FLOW, Q (c.c.) : 1.5750 TIME, t (sec) : 86 400

LENGTH, L (cm) : 0.68

AREA, A (cm^2) : 41.74 HEAD, h (cm) : 140.2

$$K = \frac{Q\ L}{Ath}$$

COMPUTED PERMEABILITY

PERMEABILITY, K = **2.12×10^{-9}** cm/sec @ 20 DEGREES C

TEST PERFORMED BY : KAREN BURDEN

BENTOFIX TECHNOLOGIES, INC.
MANUFACTURERS OF BENTOFIX

Bentofix Technologies, Inc. hereby certifies that the following test results meet or exceed our specifications for Bentofix and the specifications for WMI/Trail Ridge Landfill.

The Swell Index according to ASTM D5890, the Fluid Loss according to ASTM D5891 and the Moisture Content according to ASTM D4643 were tested at least once per 50,000 square feet.

PROJECT: WMI/TRAIL RIDGE LANDFILL

STYLE: BENTOFIX NS

LOT NUMBER: B0101802

RAILCAR NO.: 454158

SAMPLE NO.	SWELL INDEX (ml)	FLUID LOSS (ml)	MOISTURE CONTENT (%)
1	30	13.6	8.5
2	31	13.8	8.0
3	28	13.4	8.2
4	29	13.6	8.4

KEVIN NEWMAN
Quality Control Manager

10/25/2000
DATE

BENTOFIX TECHNOLOGIES, INC.

Summary Of Triaxal Permeability Test Results

PROJECT: WMI/TRAIL RIDGE LANDFILL

LOT NO.: B0101802 DATE: 10-20-2000

ROLL NO.: 14950 TIME: 9:30 AM

DESCRIPTION: NS PERMEANT: Distilled Water

PHYSICAL PROPERTY DATA

INITIAL HEIGHT (cm): 0.68 FINAL HEIGHT (cm): 0.75

INITIAL AREA (cm^2) : 78.5 FINAL AREA (cm^2) : 78.5

INITIAL WEIGHT (g) : 69.83 FINAL WEIGHT (g) : 91.22

TEST PARAMETERS

CELL PRESSURE (p.s.i.) : 50 HEAD PRESSURE (p.s.i.) : 47

TAIL PRESSURE (p.s.i.) : 45

PERMEABILITY INPUT DATA

FLOW, Q (c.c.) : 2.680 TIME, t (sec) : 79 200

LENGTH, L (cm) : 0.75

AREA, A (cm^2) : 78.5 HEAD, h (cm) : 140.2

$$K = \frac{Q\ L}{Ath}$$

COMPUTED PERMEABILITY

PERMEABILITY, K = **2.31×10^{-9}** cm/sec @ 20 DEGREES C

TEST PERFORMED BY : KAREN BURDEN

BENTOFIX TECHNOLOGIES, INC.

Summary Of Triaxal Permeability Test Results

PROJECT: WMI/TRAIL RIDGE LANDFILL

LOT NO.: B0101802 DATE: 10-20-2000

ROLL NO.: 14990 TIME: 10:00 AM

DESCRIPTION: NS PERMEANT: Distilled Water

PHYSICAL PROPERTY DATA

INITIAL HEIGHT (cm): 0.67 FINAL HEIGHT (cm): 0.76

INITIAL AREA (cm^2) : 78.5 FINAL AREA (cm^2) : 78.5

INITIAL WEIGHT (g) : 70.01 FINAL WEIGHT (g) : 90.86

TEST PARAMETERS

CELL PRESSURE (p.s.i.) : 50 HEAD PRESSURE (p.s.i.) : 47

TAIL PRESSURE (p.s.i.) : 45

PERMEABILITY INPUT DATA

FLOW, Q (c.c.) : 2.550 TIME, t (sec) : 86 400

LENGTH, L (cm) : 0.76

AREA, A (cm^2) : 78.5 HEAD, h (cm) : 140.2

$$K = \frac{Q\ L}{A t h}$$

COMPUTED PERMEABILITY

PERMEABILITY, K = **2.04×10^{-9}** cm/sec @ 20 DEGREES C

TEST PERFORMED BY : KAREN BURDEN

BENTOFIX TECHNOLOGIES, INC.
MANUFACTURERS OF BENTOFIX

Bentofix Technologies, Inc. hereby certifies that the following test results meet or exceed our specifications for Bentofix and the specifications for WMI/Trail Ridge Landfill.

The Swell Index according to ASTM D5890, the Fluid Loss according to ASTM D5891 and the Moisture Content according to ASTM D4643 were tested at least once per 50,000 square feet.

PROJECT: WMI/TRAIL RIDGE LANDFILL

STYLE: BENTOFIX NS

LOT NUMBER: B0102502

RAILCAR NO.: 423361

SAMPLE NO.	SWELL INDEX (ml)	FLUID LOSS (ml)	MOISTURE CONTENT (%)
1	28	13.4	8.0
2	28	13.6	7.9
3	29	13.8	7.6

KEVIN NEWMAN
Quality Control Manager

11/06/2000
DATE

BENTOFIX TECHNOLOGIES, INC.

Summary Of Triaxal Permeability Test Results

PROJECT: WMI/TRAIL RIDGE LANDFILL

LOT NO.: B0102502 DATE: 10-26-2000

ROLL NO.: 15364 TIME: 4:30 PM

DESCRIPTION: NS PERMEANT: Distilled Water

PHYSICAL PROPERTY DATA

INITIAL HEIGHT (cm): 0.74 FINAL HEIGHT (cm): 0.80

INITIAL AREA (cm^2) : 41.74 FINAL AREA (cm^2) : 41.74

INITIAL WEIGHT (g) : 30.81 FINAL WEIGHT (g) : 47.58

TEST PARAMETERS

CELL PRESSURE (p.s.i.) : 50 HEAD PRESSURE (p.s.i.) : 47

TAIL PRESSURE (p.s.i.) : 45

PERMEABILITY INPUT DATA

FLOW, Q (c.c.) : 1.440 TIME, t (sec) : 86400

LENGTH, L (cm) : 0.80

AREA, A (cm^2) : 41.74 HEAD, h (cm) : 140.2

$$K = \frac{Q\ L}{Ath}$$

COMPUTED PERMEABILITY

PERMEABILITY, K = **2.28×10^{-9}** cm/sec @ 20 DEGREES C

TEST PERFORMED BY : KAREN BURDEN

BENTOFIX TECHNOLOGIES, INC.

Summary Of Triaxal Permeability Test Results

PROJECT: WMI/TRAIL RIDGE LANDFILL

LOT NO.: B0102502 DATE: 10-26-2000

ROLL NO.: 15404 TIME: 5:00 PM

DESCRIPTION: NS PERMEANT: Distilled Water

PHYSICAL PROPERTY DATA

INITIAL HEIGHT (cm): 0.73 FINAL HEIGHT (cm): 0.78

INITIAL AREA (cm^2) : 41.74 FINAL AREA (cm^2) : 41.74

INITIAL WEIGHT (g) : 30.58 FINAL WEIGHT (g) : 51.29

TEST PARAMETERS

CELL PRESSURE (p.s.i.) : 50 HEAD PRESSURE (p.s.i.) : 47

TAIL PRESSURE (p.s.i.) : 45

PERMEABILITY INPUT DATA

FLOW, Q (c.c.) : 1.5050 TIME, t (sec) : 86400

LENGTH, L (cm) : 0.78

AREA, A (cm^2) : 41.74 HEAD, h (cm) : 140.2

$$K = \frac{Q\ L}{Ath}$$

COMPUTED PERMEABILITY

PERMEABILITY, K = **2.32×10^{-9}** cm/sec @ 20 DEGREES C

TEST PERFORMED BY : KAREN BURDEN

BENTOFIX TECHNOLOGIES, INC.
MANUFACTURERS OF BENTOFIX

Bentofix Technologies, Inc. hereby certifies that the following test results meet or exceed our specifications for Bentofix and the specifications for WMI/Trail Ridge Landfill.

The Swell Index according to ASTM D5890, the Fluid Loss according to ASTM D5891 and the Moisture Content according to ASTM D4643 were tested at least once per 50,000 square feet.

PROJECT: WMI/TRAIL RIDGE LANDFILL

STYLE: BENTOFIX NS

LOT NUMBER: B0110902

RAILCAR NO.: 455054-2

SAMPLE NO.	SWELL INDEX (ml)	FLUID LOSS (ml)	MOISTURE CONTENT (%)
1	27	17.0	7.4
2	28	17.2	7.2
3	28	16.6	7.7
4	27	17.4	7.3

KEVIN NEWMAN
Quality Control Manager

11/23/2000
DATE

BENTOFIX TECHNOLOGIES, INC.

Summary Of Triaxal Permeability Test Results

PROJECT: WMI/TRAIL RIDGE LANDFILL

LOT NO.: B0110902 DATE: 11-10-2000

ROLL NO.: 17240 TIME: 2:30 PM

DESCRIPTION: NS PERMEANT: Distilled Water

PHYSICAL PROPERTY DATA

INITIAL HEIGHT (cm): 0.60 FINAL HEIGHT (cm): 0.65

INITIAL AREA (cm^2) : 41.74 FINAL AREA (cm^2) : 41.74

INITIAL WEIGHT (g) : 27.86 FINAL WEIGHT (g) : 39.68

TEST PARAMETERS

CELL PRESSURE (p.s.i.) : 50 HEAD PRESSURE (p.s.i.) : 47

TAIL PRESSURE (p.s.i.) : 45

PERMEABILITY INPUT DATA

FLOW, Q (c.c.) : 1.7950 TIME, t (sec) : 86 400

LENGTH, L (cm) : 0.65

AREA, A (cm^2) : 41.74 HEAD, h (cm) : 140.2

$$K = \frac{Q\ L}{Ath}$$

COMPUTED PERMEABILITY

PERMEABILITY, K = 2.31×10^{-8} cm/sec @ 20 DEGREES C

TEST PERFORMED BY : KAREN BURDEN

BENTOFIX TECHNOLOGIES, INC.

Summary Of Triaxal Permeability Test Results

PROJECT: WMI/TRAIL RIDGE LANDFILL

LOT NO.: B0110902 DATE: 11-10-2000

ROLL NO.: 17280 TIME: 3:00 PM

DESCRIPTION: NS PERMEANT: Distilled Water

PHYSICAL PROPERTY DATA

INITIAL HEIGHT (cm): 0.59 FINAL HEIGHT (cm): 0.64

INITIAL AREA (cm^2) : 41.74 FINAL AREA (cm^2) : 41.74

INITIAL WEIGHT (g) : 27.38 FINAL WEIGHT (g) : 40.08

TEST PARAMETERS

CELL PRESSURE (p.s.i.) : 50 HEAD PRESSURE (p.s.i.) : 47

TAIL PRESSURE (p.s.i.) : 45

PERMEABILITY INPUT DATA

FLOW, Q (c.c.) : 1.780 TIME, t (sec) : 86 400

LENGTH, L (cm) : 0.64

AREA, A (cm^2) : 41.74 HEAD, h (cm) : 140.2

$$K = \frac{Q\ L}{Ath}$$

COMPUTED PERMEABILITY

PERMEABILITY, K = 2.25×10^{-9} cm/sec @ 20 DEGREES C

TEST PERFORMED BY : KAREN BURDEN

BENTOFIX TECHNOLOGIES, INC.
MANUFACTURERS OF BENTOFIX

Bentofix Technologies, Inc. hereby certifies that the following test results meet or exceed our specifications for Bentofix and the specifications for WMI/Trail Ridge Landfill.

The Swell Index according to ASTM D5890, the Fluid Loss according to ASTM D5891 and the Moisture Content according to ASTM D4643 were tested at least once per 50,000 square feet.

PROJECT: WMI/TRAIL RIDGE LANDFILL

STYLE: BENTOFIX NS

LOT NUMBER: B0111312

RAILCAR NO.: 455093

MPLE NO.	SWELL INDEX (ml)	FLUID LOSS (ml)	MOISTURE CONTENT (%)
1	25	14.6	7.4
2	24	14.4	7.2
3	26	14.0	7.1
4	25	14.4	6.8

KEVIN NEWMAN
Quality Control Manager

11/23/2000
DATE

BENTOFIX TECHNOLOGIES, INC.

Summary Of Triaxal Permeability Test Results

PROJECT: WMI/TRAIL RIDGE LANDFILL

LOT NO.: B0111312 DATE: 11-15-2000

ROLL NO.: 17405 TIME: 11:30 AM

DESCRIPTION: NS PERMEANT: Distilled Water

PHYSICAL PROPERTY DATA

INITIAL HEIGHT (cm): 0.70 FINAL HEIGHT (cm): 0.76

INITIAL AREA (cm^2) : 41.74 FINAL AREA (cm^2) : 41.74

INITIAL WEIGHT (g) : 26.87 FINAL WEIGHT (g) : 44.11

TEST PARAMETERS

CELL PRESSURE (p.s.i.) : 50 HEAD PRESSURE (p.s.i.) : 47

TAIL PRESSURE (p.s.i.) : 45

PERMEABILITY INPUT DATA

FLOW, Q (c.c.) : 2.260 TIME, t (sec) : 91 800

LENGTH, L (cm) : 0.76

AREA, A (cm^2) : 41.74 HEAD, h (cm) : 140.2

$$K = \frac{Q\ L}{Ath}$$

COMPUTED PERMEABILITY

PERMEABILITY, K = 3.20×10^{-9} cm/sec @ 20 DEGREES C

TEST PERFORMED BY : KAREN BURDEN

BENTOFIX TECHNOLOGIES, INC.

Summary Of Triaxal Permeability Test Results

PROJECT: WMI/TRAIL RIDGE LANDFILL

LOT NO.: B0111312 DATE: 11-15-2000

ROLL NO.: 17445 TIME: 12:00 PM

DESCRIPTION: NS PERMEANT: Distilled Water

PHYSICAL PROPERTY DATA

INITIAL HEIGHT (cm): 0.69 FINAL HEIGHT (cm): 0.76

INITIAL AREA (cm^2) : 41.74 FINAL AREA (cm^2) : 41.74

INITIAL WEIGHT (g) : 25.81 FINAL WEIGHT (g) : 43.87

TEST PARAMETERS

CELL PRESSURE (p.s.i.) : 50 HEAD PRESSURE (p.s.i.) : 47

TAIL PRESSURE (p.s.i.) : 45

PERMEABILITY INPUT DATA

FLOW, Q (c.c.) : 1.2850 TIME, t (sec) : 86 400

LENGTH, L (cm) : 0.76

AREA, A (cm^2) : 41.74 HEAD, h (cm) : 140.2

$$K = \frac{Q\ L}{Ath}$$

COMPUTED PERMEABILITY

PERMEABILITY, K = 1.93×10^{-9} cm/sec @ 20 DEGREES C

TEST PERFORMED BY : KAREN BURDEN

BENTOFIX TECHNOLOGIES, INC.
MANUFACTURERS OF BENTOFIX

Bentofix Technologies, Inc. hereby certifies that the following test results meet or exceed our specifications for Bentofix and the specifications for WMI/Trail Ridge Landfill.

The Swell Index according to ASTM D5890, the Fluid Loss according to ASTM D5891 and the Moisture Content according to ASTM D4643 were tested at least once per 50,000 square feet.

PROJECT: WMI/TRAIL RIDGE LANDFILL

STYLE: BENTOFIX NS

LOT NUMBER: B0111502

RAILCAR NO.: 425424

SAMPLE NO.	SWELL INDEX (ml)	FLUID LOSS (ml)	MOISTURE CONTENT (%)
1	26	11.4	7.6
2	28	11.6	7.9
3	27	12.2	8.2
4	26	11.8	8.0

KEVIN NEWMAN
Quality Control Manager

11/23/2000
DATE

BENTOFIX TECHNOLOGIES, INC.

Summary Of Triaxal Permeability Test Results

PROJECT: WMI/TRAIL RIDGE LANDFILL

LOT NO.: B0111502 DATE: 11-17-2000

ROLL NO.: 16459 TIME: 1:00 PM

DESCRIPTION: NS PERMEANT: Distilled Water

PHYSICAL PROPERTY DATA

INITIAL HEIGHT (cm): 0.69 FINAL HEIGHT (cm): 0.77

INITIAL AREA (cm^2) : 78.5 FINAL AREA (cm^2) : 78.5

INITIAL WEIGHT (g) : 58.64 FINAL WEIGHT (g) : 92.30

TEST PARAMETERS

CELL PRESSURE (p.s.i.) : 50 HEAD PRESSURE (p.s.i.) : 47

TAIL PRESSURE (p.s.i.) : 45

PERMEABILITY INPUT DATA

FLOW, Q (c.c.) : 2.800 TIME, t (sec) : 84 600

LENGTH, L (cm) : 0.77

AREA, A (cm^2) : 78.5 HEAD, h (cm) : 140.2

$$K = \frac{Q\ L}{Ath}$$

COMPUTED PERMEABILITY

PERMEABILITY, K = 2.32×10^{-9} cm/sec @ 20 DEGREES C

TEST PERFORMED BY : KAREN BURDEN

BENTOFIX TECHNOLOGIES, INC.

Summary Of Triaxal Permeability Test Results

PROJECT: WMI/TRAIL RIDGE LANDFILL

LOT NO.: B0111502 DATE: 11-17-2000

ROLL NO.: 16499 TIME: 1:30 PM

DESCRIPTION: NS PERMEANT: Distilled Water

PHYSICAL PROPERTY DATA

INITIAL HEIGHT (cm): 0.68 FINAL HEIGHT (cm): 0.76

INITIAL AREA (cm^2) : 78.5 FINAL AREA (cm^2) : 78.5

INITIAL WEIGHT (g) : 57.91 FINAL WEIGHT (g) : 91.23

TEST PARAMETERS

CELL PRESSURE (p.s.i.) : 50 HEAD PRESSURE (p.s.i.) : 47

TAIL PRESSURE (p.s.i.) : 45

PERMEABILITY INPUT DATA

FLOW, Q (c.c.) : 2.3650 TIME, t (sec) : 86 400

LENGTH, L (cm) : 0.76

AREA, A (cm^2) : 78.5 HEAD, h (cm) : 140.2

$$K = \frac{Q\ L}{A t h}$$

COMPUTED PERMEABILITY

PERMEABILITY, K = 1.89×10^{-9} cm/sec @ 20 DEGREES C

TEST PERFORMED BY : KAREN BURDEN

Sent By: HP LaserJet 3100; 7753331;
Jan-4-01 2:36PM;
Page 15/30
P.01

BENTOFIX TECHNOLOGIES, INC.

CERTIFICATE OF ANALYSIS 2000

PRODUCT: BARA-KADE LD-30

Attn: Anne
Fax: (705) 725-8860

Shipped From: **Bentonite Performance Minerals**
789 Hwy. 14-A East
Lovell, WY 82431

CAR / Trk No.	LOAD DATE	MOIST 12 Max.	F.L. 18 Max.	MBC MEQ	Free Swell 25 Min.	PWA 750 Min.
BNSF 423214	10/26/00	9.08	16.4	90	30	879

YTD NUMBER OF CARS/TRKS		% MOIST 12 Max.	F.L. 18 Max.	MBC MEQ	Free Swell 25 Min.	PWA 750 Min
111	M AVG	7.87	16.49	84.11	27.84	830.62
	STD DEV	0.51	0.84	2.64	1.30	37.58

Sold To: 23 Truman Road
Barrie, Ontario
L4M 6E7

Shipped To: 23 Truman Road
Barrie, Ontario
L4M 6E7

Q A Supervisor
Allen Harvey

10/29/00

CC: Charles McAughan
File

BENTOFIX TECHNOLOGIES, INC.
MANUFACTURERS OF BENTOFIX

Bentofix Technologies, Inc. hereby certifies that the following test results meet or exceed our specifications for Bentofix and the specifications for WMI/Trail Ridge Landfill.

The Swell Index according to ASTM D5890, the Fluid Loss according to ASTM D5891 and the Moisture Content according to ASTM D4643 were tested at least once per 50,000 square feet.

PROJECT: WMI/TRAIL RIDGE LANDFILL

STYLE: BENTOFIX NS

LOT NUMBER: B0112702

RAILCAR NO.: 423214

SAMPLE NO.	SWELL INDEX (ml)	FLUID LOSS (ml)	MOISTURE CONTENT (%)
1	26	16.6	9.2
2	27	16.8	8.2
3	26	17.0	9.0
4	28	16.4	8.6

KEVIN NEWMAN
Quality Control Manager

01/04/2001
DATE

BENTOFIX TECHNOLOGIES, INC.

Summary Of Triaxal Permeability Test Results

PROJECT: WMI/TRAIL RIDGE LANDFILL

LOT NO.: B0112702 DATE: 11-27-2000

ROLL NO.: 16795 TIME: 1:15 PM

DESCRIPTION: NS PERMEANT: Distilled Water

PHYSICAL PROPERTY DATA

INITIAL HEIGHT (cm): 0.72 FINAL HEIGHT (cm): 0.81

INITIAL AREA (cm^2) : 41.74 FINAL AREA (cm^2) : 41.74

INITIAL WEIGHT (g) : 30.08 FINAL WEIGHT (g) : 48.38

TEST PARAMETERS

CELL PRESSURE (p.s.i.) : 50 HEAD PRESSURE (p.s.i.) : 47

TAIL PRESSURE (p.s.i.) : 45

PERMEABILITY INPUT DATA

FLOW, Q (c.c.) : 1.650 TIME, t (sec) : 86 400

LENGTH, L (cm) : 0.81

AREA, A (cm^2) : 41.74 HEAD, h (cm) : 140.2

$$K = \frac{Q\ L}{A t h}$$

COMPUTED PERMEABILITY

PERMEABILITY, K = 2.64×10^{-9} cm/sec @ 20 DEGREES C

TEST PERFORMED BY : KAREN BURDEN

BENTOFIX TECHNOLOGIES, INC.

Summary Of Triaxal Permeability Test Results

PROJECT: WMI/TRAIL RIDGE LANDFILL

LOT NO.: B0112702 DATE: 11-27-2000

ROLL NO.: 16835 TIME: 1:45 PM

DESCRIPTION: NS PERMEANT: Distilled Water

PHYSICAL PROPERTY DATA

INITIAL HEIGHT (cm): 0.71 FINAL HEIGHT (cm): 0.80

INITIAL AREA (cm^2) : 41.74 FINAL AREA (cm^2) : 41.74

INITIAL WEIGHT (g) : 29.28 FINAL WEIGHT (g) : 47.21

TEST PARAMETERS

CELL PRESSURE (p.s.i.) : 50 HEAD PRESSURE (p.s.i.) : 47

TAIL PRESSURE (p.s.i.) : 45

PERMEABILITY INPUT DATA

FLOW, Q (c.c.) : 1.700 TIME, t (sec) : 86 400

LENGTH, L (cm) : 0.80

AREA, A (cm^2) : 41.74 HEAD, h (cm) : 140.2

$$K = \frac{Q\ L}{Ath}$$

COMPUTED PERMEABILITY

PERMEABILITY, K = 2.69×10^{-9} cm/sec @ 20 DEGREES C

TEST PERFORMED BY : KAREN BURDEN

GP-75

P[redacted]ox 832 Greybull, Wyoming 82426
1-307-765-4496

LABORATORY ANALYSIS

Date Tested 11/8/00

SOLD TO:	SHIP TO:
BENTOFIX 85 MORROW ROAD BARRIE ONTARIO CANADA	SAME 23 TRUMAN ROAD BARRIE ONTARIO CANADA

SHIP DATE	RAILCAR OR TRUCK NUMBER	PLANT OF ORIGIN	TYPE OF MATERIAL
11/8/00	BNSF 420834-2	GREYBULL WYO	FED SEAL GRANULAR

NOTE: Our data for the above shipment shows the following test results:

LABORATORY TEST RESULTS	LABORATORY TEST RESULTS
1 MOIST; 8.0	7
2 SWELL; 31	8
3 WPA 870	9
4FLUID LOSS; 13.0	10
5	11
6	12

Should you have any questions or require additional information please let us know (1-307-765-4496)

Chris Good
SIGNED DAT

BENTOFIX TECHNOLOGIES, INC.
MANUFACTURERS OF BENTOFIX

Bentofix Technologies, Inc. hereby certifies that the following test results meet or exceed our specifications for Bentofix and the specifications for WMI/Trail Ridge Landfill.

The Swell Index according to ASTM D5890, the Fluid Loss according to ASTM D5891 and the Moisture Content according to ASTM D4643 were tested at least once per 50,000 square feet.

PROJECT: WMI/TRAIL RIDGE LANDFILL

STYLE: BENTOFIX NS

LOT NUMBER: B0120702

RAILCAR NO.: 420834-2

SAMPLE NO.	SWELL INDEX (ml)	FLUID LOSS (ml)	MOISTURE CONTENT (%)
1	27	13.4	7.2
2	26	13.8	7.5
3	32	13.6	8.0
4	29	14.0	7.8

KEVIN NEWMAN
Quality Control Manager

01/04/2001
DATE

BENTOFIX TECHNOLOGIES, INC.

Summary Of Triaxal Permeability Test Results

PROJECT: WMI/TRAIL RIDGE LANDFILL

LOT NO.: B0120702 DATE: 12-08-2000

ROLL NO.: 18620 TIME: 1:00 PM

DESCRIPTION: NS PERMEANT: Distilled Water

PHYSICAL PROPERTY DATA

INITIAL HEIGHT (cm): 0.67 FINAL HEIGHT (cm): 0.73

INITIAL AREA (cm^2) : 41.74 FINAL AREA (cm^2) : 41.74

INITIAL WEIGHT (g) : 27.07 FINAL WEIGHT (g) : 43.90

TEST PARAMETERS

CELL PRESSURE (p.s.i.) : 50 HEAD PRESSURE (p.s.i.) : 47

TAIL PRESSURE (p.s.i.) : 45

PERMEABILITY INPUT DATA

FLOW, Q (c.c.) : 1.600 TIME, t (sec) : 84 600

LENGTH, L (cm) : 0.73

AREA, A (cm^2) : 41.74 HEAD, h (cm) : 140.2

$$K = \frac{Q\ L}{Ath}$$

COMPUTED PERMEABILITY

PERMEABILITY, K = 2.36×10^{-9} cm/sec @ 20 DEGREES C

TEST PERFORMED BY : KAREN BURDEN

BENTOFIX TECHNOLOGIES, INC.

Summary Of Triaxal Permeability Test Results

PROJECT: WMI/TRAIL RIDGE LANDFILL

LOT NO.: B0120702 DATE: 12-08-2000

ROLL NO.: 18664 TIME: 4:00 PM

DESCRIPTION: NS PERMEANT: Distilled Water

PHYSICAL PROPERTY DATA

INITIAL HEIGHT (cm): 0.65 FINAL HEIGHT (cm): 0.71

INITIAL AREA (cm^2) : 41.74 FINAL AREA (cm^2) : 41.74

INITIAL WEIGHT (g) : 26.47 FINAL WEIGHT (g) : 42.18

TEST PARAMETERS

CELL PRESSURE (p.s.i.) : 50 HEAD PRESSURE (p.s.i.) : 47

TAIL PRESSURE (p.s.i.) : 45

PERMEABILITY INPUT DATA

FLOW, Q (c.c.) : 1.520 TIME, t (sec) : 84 600

LENGTH, L (cm) : 0.71

AREA, A (cm^2) : 41.74 HEAD, h (cm) : 140.2

$$K = \frac{Q\ L}{Ath}$$

COMPUTED PERMEABILITY

PERMEABILITY, K = 2.18×10^{-9} cm/sec @ 20 DEGREES C

TEST PERFORMED BY : KAREN BURDEN

GP-75

P.O. Box 832 Greybull, Wyoming 82426
1-307-765-4496

LABORATORY ANALYSIS

Date Tested 11/14/00

SOLD TO:	SHIP TO:
BENTOFIX 85 MORROW ROAD BARRIE ONTARIO CANADA	SAME 23 TRUMAN ROAD BARRIE ONTARIO CANADA

SHIP DATE	RAILCAR OR TRUCK NUMBER	PLANT OF ORIGIN	TYPE OF MATERIAL
11/14/00	BN 449645-1	GREYBULL WYO	FED SEAL GRANULAR

NOTE: Our data for the above shipment shows the following test results:

LABORATORY TEST RESULTS	LABORATORY TEST RESULTS
1 MOIST; 7.6	7
2 SWELL; 30	8
3 WPA 930	9
4FLUID LOSS; 15.0	10
5	11
6	12

Should you have any questions or require additional information please let us know (1-307-765-4496)

Chris Good 11-20-00
SIGNED DAT

proved By: B.B.

Labanal.doc (7/95
Rev C 9/9

BENTOFIX TECHNOLOGIES, INC.
MANUFACTURERS OF BENTOFIX

Bentofix Technologies, Inc. hereby certifies that the following test results meet or exceed our specifications for Bentofix and the specifications for WMI/Trail Ridge Landfill.

The Swell Index according to ASTM D5890, the Fluid Loss according to ASTM D5891 and the Moisture Content according to ASTM D4643 were tested at least once per 50,000 square feet.

PROJECT: WMI/TRAIL RIDGE LANDFILL

STYLE: BENTOFIX NS

LOT NUMBER: B0121402

RAILCAR NO.: 449645-1

SAMPLE NO.	SWELL INDEX (ml)	FLUID LOSS (ml)	MOISTURE CONTENT (%)
1	26	14.0	6.8
2	27	14.2	7.0
3	26	14.6	7.4
4	25	14.2	7.2

KEVIN NEWMAN
Quality Control Manager

12/21/2000
DATE

BENTOFIX TECHNOLOGIES, INC.

Summary Of Triaxal Permeability Test Results

PROJECT: WMI/TRAIL RIDGE LANDFILL

LOT NO.: B0121402 DATE: 12-14-2000

ROLL NO.: 18712 TIME: 1:30 PM

DESCRIPTION: NS PERMEANT: Distilled Water

PHYSICAL PROPERTY DATA

INITIAL HEIGHT (cm): 0.66 FINAL HEIGHT (cm): 0.68

INITIAL AREA (cm^2) : 41.74 FINAL AREA (cm^2) : 41.74

INITIAL WEIGHT (g) : 26.39 FINAL WEIGHT (g) : 42.71

TEST PARAMETERS

CELL PRESSURE (p.s.i.) : 50 HEAD PRESSURE (p.s.i.) : 47

TAIL PRESSURE (p.s.i.) : 45

PERMEABILITY INPUT DATA

FLOW, Q (c.c.) : 2.1450 TIME, t (sec) : 86 400

LENGTH, L (cm) : 0.68

AREA, A (cm^2) : 41.74 HEAD, h (cm) : 140.2

$$K = \frac{Q\ L}{Ath}$$

COMPUTED PERMEABILITY

PERMEABILITY, K = 2.89×10^{-8} cm/sec @ 20 DEGREES C

TEST PERFORMED BY : KAREN BURDEN

BENTOFIX TECHNOLOGIES, INC.

Summary Of Triaxal Permeability Test Results

PROJECT: WMI/TPAIL RIDGE LANDFILL

LOT NO.: B0121402 DATE: 12-14-2000

ROLL NO.: 18751 TIME: 2:00 PM

DESCRIPTION: NS PERMEANT: Distilled Water

PHYSICAL PROPERTY DATA

INITIAL HEIGHT (cm): 0.68 FINAL HEIGHT (cm): 0.71

INITIAL AREA (cm^2) : 41.74 FINAL AREA (cm^2) : 41.74

INITIAL WEIGHT (g) : 27.83 FINAL WEIGHT (g) : 43.81

TEST PARAMETERS

CELL PRESSURE (p.s.i.) : 50 HEAD PRESSURE (p.s.i.) : 47

TAIL PRESSURE (p.s.i.) : 45

PERMEABILITY INPUT DATA

FLOW, Q (c.c.) : 2.0150 TIME, t (sec) : 86 400

LENGTH, L (cm) : 0.71

AREA, A (cm^2) : 41.74 HEAD, h (cm) : 140.2

$$K = \frac{Q\ L}{Ath}$$

COMPUTED PERMEABILITY

PERMEABILITY, K = 2.83×10^{-3} cm/sec @ 20 DEGREES C

TEST PERFORMED BY : KAREN BURDEN

BENTOFIX TECHNOLOGIES, INC.

CERTIFICATE OF ANALYSIS 2000

PRODUCT : BARA-KADE 30

ATTN: ~~MR SCOTT LUCAS~~ Anne.

SHIPPED FROM: **BENTONITE PERFORMANCNE MINERALS**
HCR 69, BOX 112
COLONY PLANT
BELLE FOURCHE, S.D. 57717

CAR No.	LOAD DATE	% MOIST 12 MAX	FL 18 MAX	MBC meq 70 MIN	SWELL INDEX 25 MIN	PWA 750 MIN
DME 49219	10-20-00	7.7	15.6	106	33	1057
DME 49028	10-21-00	9.2	16.2	108	33	1028

OCTOBER No. of CARS		% MOIST 12 MAX	FL 18 MAX	MBC meq 70 MIN	SWELL INDEX 25 MIN	PWA 750 MIN
2	M AVG	8.47	15.90	107.00	33.00	1042.50
	STD DEV	0.77	0.30	1.00	0.00	14.50

YTD No. of CARS		% MOIST 12 MAX	FL 18 MAX	MBC meq 70 MIN	SWELL INDEX 25 MIN	PWA 750 MIN
14	M AVG	9.27	16.03	106.71	30.43	1023.79
	STD DEV	0.50	0.72	3.67	2.16	30.81

SOLD TO: **BENTOFIX TECHNOLOGIES, INC.**
85 MORROW ROAD
BARRIE, ONTARIO
L4N 3V7
ATTN: MR. SCOTT LUCAS
FAX: (705)725-8860
(MAILED HARD COPY)

SHIPPED TO: **BENTOFIX TECHNOLOGIES, INC.**
23 TRUMANS RD
BARRIE, ON
L4M 6E7

Q.A. SUPERVISOR
C. J. HEINERT
10/24/00

CC: CHARLES McAUGHAN
FILE

Prepared by: CJH

ENSLIN VALUE: CALBARRIE NAME LTD TO DETERMINE VALUE WITH THEIR MQ1 PROCEDURES. 600+ MIN BY THEIR TEST)

From: Bentonite Performance Minerals To: SCOTT LUCAS
Date: 10/24/00 Time: 9:08:38 AM
Sent by: HP LaserJet 3100; 7753331; Jan-4-01 2:10PM;

BENTOFIX TECHNOLOGIES, INC.
MANUFACTURERS OF BENTOFIX

Bentofix Technologies, Inc. hereby certifies that the following test results meet or exceed our specifications for Bentofix and the specifications for WMI/Trail Ridge Landfill.

The Swell Index according to ASTM D5890, the Fluid Loss according to ASTM D5891 and the Moisture Content according to ASTM D4643 were tested at least once per 50,000 square feet.

PROJECT: WMI/TRAIL RIDGE LANDFILL

STYLE: BENTOFIX NS

LOT NUMBER: B0121102

RAILCAR NO.: 49028

SAMPLE NO.	SWELL INDEX (ml)	FLUID LOSS (ml)	MOISTURE CONTENT (%)
1	33	16.2	11.0
2	34	16.4	9.6
3	33	16.8	9.1
4	30	16.6	10.4

KEVIN NEWMAN
Quality Control Manager

01/04/2001
DATE

BENTOFIX TECHNOLOGIES, INC.

Summary Of Triaxal Permeability Test Results

PROJECT: WMI/TRAIL RIDGE LANDFILL

LOT NO.: B0121102 DATE: 12-11-2000

ROLL NO.: 20007 TIME: 12:00 PM

DESCRIPTION: NS PERMEANT: Distilled Water

PHYSICAL PROPERTY DATA

INITIAL HEIGHT (cm): 0.66 FINAL HEIGHT (cm): 0.72

INITIAL AREA (cm^2) : 41.74 FINAL AREA (cm^2) : 41.74

INITIAL WEIGHT (g) : 29.23 FINAL WEIGHT (g) : 44.91

TEST PARAMETERS

CELL PRESSURE (p.s.i.) : 50 HEAD PRESSURE (p.s.i.) : 47

TAIL PRESSURE (p.s.i.) : 45

PERMEABILITY INPUT DATA

FLOW, Q (c.c.) : 1.500 TIME, t (sec) : 86 400

LENGTH, L (cm) : 0.72

AREA, A (cm^2) : 41.74 HEAD, h (cm) : 140.2

$$K = \frac{Q\ L}{A t h}$$

COMPUTED PERMEABILITY

PERMEABILITY, K = 2.14×10^{-9} cm/sec @ 20 DEGREES C

TEST PERFORMED BY : KAREN BURDEN

BENTOFIX TECHNOLOGIES, INC.

Summary Of Triaxal Permeability Test Results

PROJECT: WMI/TRAIL RIDGE LANDFILL

LOT NO.: B0121102 DATE: 12-11-2000

ROLL NO.: 20056 TIME: 12:30 PM

DESCRIPTION: NS PERMEANT: Distilled Water

PHYSICAL PROPERTY DATA

INITIAL HEIGHT (cm): 0.69 FINAL HEIGHT (cm): 0.74

INITIAL AREA (cm^2) : 41.74 FINAL AREA (cm^2) : 41.74

INITIAL WEIGHT (g) : 30.19 FINAL WEIGHT (g) : 45.04

TEST PARAMETERS

CELL PRESSURE (p.s.i.) : 50 HEAD PRESSURE (p.s.i.) : 47

TAIL PRESSURE (p.s.i.) : 45

PERMEABILITY INPUT DATA

FLOW, Q (c.c.) : 1.6050 TIME, t (sec) : 86 400

LENGTH, L (cm) : 0.74

AREA, A (cm^2) : 41.74 HEAD, h (cm) : 140.2

$$K = \frac{Q\ L}{Ath}$$

COMPUTED PERMEABILITY

PERMEABILITY, K = 2.35×10^{-9} cm/sec @ 20 DEGREES C

TEST PERFORMED BY : KAREN BURDEN

SECTION E-6

Geomembrane Welding Rod

SERROT INTERNATIONAL, INC.

Polyethylene Certificate of Analysis

Customer: WMI
Project: Trail Ridge Landfill
Project Number: 5135
Resin Type: Solvay HDPE Extrusion Rod
Bill of Lading: 000

We hereby certify that the polyethylene resin for the above identified shipment meets or exceeds Serrot International, Inc. specifications. Testing was performed on each resin blend.

Melt Flow Index was determined according to ASTM D 1238. Density was determined according to ASTM D 1505. Carbon black was determined according to ASTM D 4218. The average test results are listed below.

RESIN PROPERTIES

Blend Number	Melt Flow Index (g/10 min)	Density (g/cm)	Carbon Black Content (%)
4172	0.229	0.946	2.35
4178	0.241	0.947	2.33
4156	0.233	0.949	2.33

Jane Allen
Quality Control Manager

1-09-01
Date

This Certification of Analysis shall not be reproduced except in full, without the written approval of the laboratory.

APPENDIX F

Subgrade Acceptance Forms

S.G. #1

VA

CERTIFICATE OF ACCEPTANCE OF SOIL SURFACE

GEOSYNTHETIC INSTALLER		PROJECT	
COMPANY	SERROT INTERNATIONAL	LOCATION	BALDWIN, FL
ADDRESS	7543 PECUE LANE	PROJECT	003-3979
	BATON ROUGE, LA	OWNER	TRAIL RIDGE LANDFILL, INC

I, the Undersigned, the duly authorized representative of SERROT

do hereby accept the area of soil surface bounded by

114+30 E to 117+80 E

77+30 N to 80+35 N

and shall be responsible for maintaining its integrity and suitability in accordance with the project specifications from this date to the completion of the installation.

NAME	SIGNATURE	TITLE	DATE
Don Butts	Don Butts	Inspector	11-7-00

CERTIFICATE OF ACCEPTANCE RECEIVED BY QA / QC MANAGER

NAME	SIGNATURE	TITLE	DATE
MICHAEL BRACCI	Michael Bracci	R.E	11/7/00

CERTIFICATE OF ACCEPTANCE RECEIVED BY OWNER

NAME	SIGNATURE	TITLE	DATE
WILLIAM DAVIDSON	William Davidson	CONST MGR	11-7-00

GCS FORM: G4

(JUNE 1992)

VA

CERTIFICATE OF ACCEPTANCE OF SOIL SURFACE

GEOSYNTHETIC INSTALLER		PROJECT	
COMPANY	SERROT INTL	LOCATION	BALDWIN, FL
ADDRESS	7543 PELUE LANE	PROJECT	003-3979
	BATON ROUGE, LA	OWNER	TRAIL RIDGE LANDFILL, INC

I, the Undersigned, the duly authorized representative of SERROT

do hereby accept the area of soil surface bounded by

117+80E to 121+25E

77+30N to 80+35N

and shall be responsible for maintaining its integrity and suitability in accordance with the project specifications from this date to the completion of the installation.

NAME	SIGNATURE	TITLE	DATE
DON BUTTON	Don Button	Superintendent	11-8-00

CERTIFICATE OF ACCEPTANCE RECEIVED BY QA / QC MANAGER

NAME	SIGNATURE	TITLE	DATE
MICHAEL BENCH	Michael Bench	RE	11/8/00

CERTIFICATE OF ACCEPTANCE RECEIVED BY OWNER

NAME	SIGNATURE	TITLE	DATE
WILLIAM DAVIDSON	William Davidson	CONST MGR	11-8-00

GCS FORM: G4

(JUNE 1992)

S.G. #3
VA

CERTIFICATE OF ACCEPTANCE OF SOIL SURFACE

GEOSYNTHETIC INSTALLER		PROJECT	
COMPANY	SERROT INTERNATIONAL	LOCATION	BALDWIN, FL
ADDRESS	7543 PECUE LANE	PROJECT	003-3979
	BATON ROUGE, LA	OWNER	TRAIL RIDGE LANDFILL, INC

S. 354
S 369

I, the Undersigned, the duly authorized representative of SERROT

do hereby accept the area of soil surface bounded by

77+30 N to 80+35 N
121+25 E to 124+30 E

and shall be responsible for maintaining its integrity and suitability in accordance with the project specifications from this date to the completion of the installation.

NAME	SIGNATURE	TITLE	DATE
Don Butler		Legato	11-5-00

CERTIFICATE OF ACCEPTANCE RECEIVED BY QA / QC MANAGER

NAME	SIGNATURE	TITLE	DATE
	MICHAEL BUCCI	R.E	11/10/00

CERTIFICATE OF ACCEPTANCE RECEIVED BY OWNER

NAME	SIGNATURE	TITLE	DATE
WILLIAM DAVIDSON		CONST. MGR	11-10-00

GCS FORM: G4
(JUNE 1992)

J.G#4
VA

CERTIFICATE OF ACCEPTANCE OF SOIL SURFACE

GEOSYNTHETIC INSTALLER		PROJECT	
COMPANY	7543 PECUE LANE	LOCATION	BALDWIN, FL
ADDRESS	BATON ROUGE, LA	PROJECT	003-3979
		OWNER	TRAIL RIDGE LANDFILL, INC

I, the Undersigned, the duly authorized representative of SERROT INT'L

do hereby accept the area of soil surface bounded by

124+20E to 124+40E
77+30E to 80+35E

and shall be responsible for maintaining its integrity and suitability in accordance with the project specifications from this date to the completion of the installation.

NAME	SIGNATURE	TITLE	DATE
Don Buttrea	Don Buttrea	Supervisor	11-14-

CERTIFICATE OF ACCEPTANCE RECEIVED BY QA / QC MANAGER

NAME	SIGNATURE	TITLE	DATE
MICHAEL BRACCI	Michael Bracci	R.E	11/14/00

CERTIFICATE OF ACCEPTANCE RECEIVED BY OWNER

NAME	SIGNATURE	TITLE	DATE
WILLIAM DAVIDSON	William Dawson	CONST. MGR.	11-14-00

GCS FORM: G4
(JUNE 1992)

GOLDER ASSOCIATES

#5

VA

CERTIFICATE OF ACCEPTANCE OF SOIL SURFACE

GEOSYNTHETIC INSTALLER		PROJECT	
COMPANY	SERROT INTERNATIONAL	LOCATION	BALDWIN, FL
ADDRESS	7543 PECUE LANE	PROJECT	003-3979
	BATON ROUGE, LA	OWNER	TRAIL RIDGE LANDFILL, INC

I, the Undersigned, the duly authorized representative of SERROT

do hereby accept the area of soil surface bounded by

124+40E TO 5' EAST OF ANCHOR TRENCH ALONG

77+30N TO 80+35N

PANELS S-370 TO S-385

and shall be responsible for maintaining its integrity and suitability in accordance with the project specifications from this date to the completion of the installation.

NAME	SIGNATURE	TITLE	DATE
[signature]	[signature]	Superintendent	1-6-2001

CERTIFICATE OF ACCEPTANCE RECEIVED BY QA / QC MANAGER

NAME	SIGNATURE	TITLE	DATE
[signature]	FABIAN BENAVENTE	RES. ENG.	1/6/01

CERTIFICATE OF ACCEPTANCE RECEIVED BY OWNER

NAME	SIGNATURE	TITLE	DATE
William DAVIDSON	[signature]	CONST MGR	1-6-01

GO[illegible]M: G4
[illegible]1992)

GOLDER ASSOCIATES

CERTIFICATE OF ACCEPTANCE OF SOIL SURFACE

GEOSYNTHETIC INSTALLER		PROJECT	
COMPANY	SERPOT INTERNATIONAL	LOCATION	BALDWIN, FL
ADDRESS	1943 PECUE LANE	PROJECT	003-3979
	BATON ROUGE, LA	OWNER	TRAIL RIDGE LANDFILL, INC

I, the Undersigned, the duly authorized representative of SERPOT

do hereby accept the area of soil surface bounded by 114+50E TO 118+60E ALONG 77+30N TO 5' BEYOND THE SOUTH ANCHOR TRENCH P-600 → P-627 INSIDE OF IX B

and shall be responsible for maintaining its integrity and suitability in accordance with the project specifications from this date to the completion of the installation.

NAME	SIGNATURE	TITLE	DATE
[illegible]	[signature]	Superintendent	1-25-01

CERTIFICATE OF ACCEPTANCE RECEIVED BY QA / QC MANAGER

NAME	SIGNATURE	TITLE	DATE
FABIAN BENAVENTE	[signature]	R.E.	1/25/01

CERTIFICATE OF ACCEPTANCE RECEIVED BY OWNER

NAME	SIGNATURE	TITLE	DATE
WILLIAM DAVIDSON	[signature]	CONST MGR	1-25-01

FORM: G4
(1992)

CERTIFICATE OF ACCEPTANCE OF SOIL SURFACE

GEOSYNTHETIC INSTALLER		PROJECT	
COMPANY	SEPROT INTERNATIONAL	LOCATION	BALDWIN, FL
ADDRESS	7943 PECUE LANE	PROJECT	003-3979
	BATON ROUGE, LA	OWNER	TRAIL RIDGE LANDFILL, INC

I, the Undersigned, the duly authorized representative of SEPROT

do hereby accept the area of soil surface bounded by 118+60 E TO 122+00 E ALONG 47+30 N TO 5' BEYOND THE SOUTH ANCHOR TRENCH S-628 TO S-652 INSIDE OF PHASE IV B

and shall be responsible for maintaining its integrity and suitability in accordance with the project specifications from this date to the completion of the installation.

NAME	SIGNATURE	TITLE	DATE
Don Butts	Don Butts	Supt.	1-26-01

CERTIFICATE OF ACCEPTANCE RECEIVED BY QA / QC MANAGER

NAME	SIGNATURE	TITLE	DATE
FABIAN BENAVENTE	Fabian F. Benavente	R.E.	1/26/01

CERTIFICATE OF ACCEPTANCE RECEIVED BY OWNER

NAME	SIGNATURE	TITLE	DATE
WILLIAM DAVIDSON	William Davidson	CONST. MGR	1-26-01

GCS FORM: G4
(JUNE 1992)

CERTIFICATE OF ACCEPTANCE OF SOIL SURFACE

GEOSYNTHETIC INSTALLER		PROJECT	
COMPANY	SERROT INTERNATIONAL	LOCATION	BALDWIN, FL
ADDRESS	7943 PECUE LANE	PROJECT	003-3979
	BATON ROUGE, LA	OWNER	TRAIL RIDGE LANDFILL, INC

I, the Undersigned, the duly authorized representative of SERROT

do hereby accept the area of soil surface bounded by 122+00E TO 123+00E ALONG 77+30N TO 5' SOUTH OF THE SOUTH ANCHOR TRENCH S-653 TO S-659 INSIDE OF PHASE IV B

and shall be responsible for maintaining its integrity and suitability in accordance with the project specifications from this date to the completion of the installation.

NAME	SIGNATURE	TITLE	DATE
		Supervisor	2-9-01

CERTIFICATE OF ACCEPTANCE RECEIVED BY QA / QC MANAGER

NAME	SIGNATURE	TITLE	DATE
FABIAN BENAVENTE	Carlos F. Benavente	R.E.	2/9/01

CERTIFICATE OF ACCEPTANCE RECEIVED BY OWNER

NAME	SIGNATURE	TITLE	DATE
WILLIAM DAVIDSON	William Davidson	CONST MGR	2-9-01

GC[illegible]RM: G4
1992)

CERTIFICATE OF ACCEPTANCE OF SOIL SURFACE

GEOSYNTHETIC INSTALLER		PROJECT	
COMPANY	SERROT INTERNATIONAL	LOCATION	BALDWIN, FL
ADDRESS	1943 PECUE LANE	PROJECT	003-3979
	BATON ROUGE, LA	OWNER	TRAIL RIDGE LANDFILL, INC

I, the Undersigned, the duly authorized representative of SERROT

do hereby accept the area of soil surface bounded by 123+00E TO 5' EAST OF THE EAST ANCHOR TRENCH ALONG 77+30N TO 5' SOUTH OF SOUTH ANCHOR TRENCH PANELS S-660 TO S-672 IN LF B

and shall be responsible for maintaining its integrity and suitability in accordance with the project specifications from this date to the completion of the installation.

NAME	SIGNATURE	TITLE	DATE
Jon Butler	Jon Butler	Supervisor	3-8-01

CERTIFICATE OF ACCEPTANCE RECEIVED BY QA / QC MANAGER

NAME	SIGNATURE	TITLE	DATE
FABIAN BRAVANTE	Fabian Bravante	P.E.	3/8/01

CERTIFICATE OF ACCEPTANCE RECEIVED BY OWNER

NAME	SIGNATURE	TITLE	DATE
William DAVIDSON	William Davidson	CONST MGR	3-8-01

GCS FORM: G4
(JUNE 1992)

GOLDER ASSOCIATES

CERTIFICATE OF ACCEPTANCE OF SOIL SURFACE

#1

GEOSYNTHETIC INSTALLER

COMPANY SERROT INTERNATIONAL
ADDRESS 7943 PECUE LANE
BATON ROUGE, LA 70809

PROJECT

LOCATION BALDWIN, FL
PROJECT 003-3979
OWNER TRAIL RIDGE LANDFILL, INC

I, the Undersigned, the duly authorized representative of SERROT INTERNATIONAL

do hereby accept the area of soil surface bounded by
100+57 E TO 104+50 E ALONG 80+30 N AND 77+30 N
CORRESPONDING TO PANELS S-400 TO S-435 OF PHASE IC

and shall be responsible for maintaining its integrity and suitability in accordance with the project specifications from this date to the completion of the installation.

NAME	SIGNATURE	TITLE	DATE
			12-13

CERTIFICATE OF ACCEPTANCE RECEIVED BY QA / QC MANAGER

NAME	SIGNATURE	TITLE	DATE
FABIAN BENAVENTE		R.E.	12/13/00

CERTIFICATE OF ACCEPTANCE RECEIVED BY OWNER

NAME	SIGNATURE	TITLE	DATE
WILLIAM DAVIDSON		CONST MGR	12/13/00

GCS FORM: G4
(JUNE 1992)

CERTIFICATE OF ACCEPTANCE OF SOIL SURFACE

#2

GEOSYNTHETIC INSTALLER

COMPANY SERPOT INTERNATIONAL
ADDRESS 7943 PECUE LANE
BATON ROUGE LA 70809

PROJECT

LOCATION BALDWIN, FL
PROJECT 003-3979
OWNER TRAIL RIDGE LANDFILL, INC

I, the Undersigned, the duly authorized representative of SERPOT INTERNATIONAL

do hereby accept the area of soil surface bounded by
104+50 E TO 108+00E ALONG 80+30N TO 77+30N
CORRESPONDING TO PANELS S-436 TO S-462 OF PHASE IC

and shall be responsible for maintaining its integrity and suitability in accordance with the project specifications from this date to the completion of the installation.

NAME	SIGNATURE	TITLE	DATE

CERTIFICATE OF ACCEPTANCE RECEIVED BY QA / QC MANAGER

NAME	SIGNATURE	TITLE	DATE
FABIAN BENAVENTE	Fabian Benavente	R.E.	12/13/00

CERTIFICATE OF ACCEPTANCE RECEIVED BY OWNER

NAME	SIGNATURE	TITLE	DATE
WILLIAM DAVIDSON	William Davidson	CONST MGR	12/13/00

GCS FORM: G4
(JUNE 1992)

GOLDER ASSOCIATES

CERTIFICATE OF ACCEPTANCE OF SOIL SURFACE

#3

GEOSYNTHETIC INSTALLER

COMPANY SERPOT INTERNATIONAL
ADDRESS 7943 PECUE LANE
BATON ROUGE, LA 70809

PROJECT

LOCATION BALDWIN, FL
PROJECT 003-3979
OWNER TRAIL RIDGE LANDFILL, INC

I, the Undersigned, the duly authorized representative of SERPOT INTERNATIONAL

do hereby accept the area of soil surface bounded by
108+00 E TO 109+50 E ALONG 80+30 N TO 77+30 N
CORRESPONDING TO PANELS 5-463 TO 5-472 IN PHASE IIC

and shall be responsible for maintaining its integrity and suitability in accordance with the project specifications from this date to the completion of the installation.

NAME	SIGNATURE	TITLE	DATE
Jon Rutt	Jon Rutt	Engineer	

CERTIFICATE OF ACCEPTANCE RECEIVED BY QA / QC MANAGER

NAME	SIGNATURE	TITLE	DATE
FABIAN BENAVENTE	Fabian Benavente	P.E	12/14/00

CERTIFICATE OF ACCEPTANCE RECEIVED BY OWNER

NAME	SIGNATURE	TITLE	DATE
WILLIAM DAVIDSON	William Davidson	CONST MGR	12/19/00

GCS FORM: G4
(JUNE 1992)

#4

CERTIFICATE OF ACCEPTANCE OF SOIL SURFACE

GEOSYNTHETIC INSTALLER		PROJECT	
COMPANY	SERROT INTERNATIONAL	LOCATION	BALDWIN, FL
ADDRESS	7943 PECUE LANE	PROJECT	003-3979
	BATON ROUGE, LA	OWNER	TRAIL RIDGE LANDFILL, INC

I, the Undersigned, the duly authorized representative of SERROT

do hereby accept the area of soil surface bounded by 109+10E TO 111+50E ALONG 80+30N TO 77+30N

PANELS S-473 TO S-490 IN PHASE V C

and shall be responsible for maintaining its integrity and suitability in accordance with the project specifications from this date to the completion of the installation.

NAME	SIGNATURE	TITLE	DATE
[signature]	[signature]	Superb	1-11-01

CERTIFICATE OF ACCEPTANCE RECEIVED BY QA / QC MANAGER

NAME	SIGNATURE	TITLE	DATE
FABIAN BENAVENTE	[signature]	R.E.	1/11/01

CERTIFICATE OF ACCEPTANCE RECEIVED BY OWNER

NAME	SIGNATURE	TITLE	DATE
William DAVIDSON	[signature]	CONST. MGR	1-11-01

GCS[illegible]M: G4
[illegible]92)

GOLDER ASSOCIATES

CERTIFICATE OF ACCEPTANCE OF SOIL SURFACE

#5

GEOSYNTHETIC INSTALLER		PROJECT	
COMPANY	SERROT INTERNATIONAL	LOCATION	BALDWIN, FL
ADDRESS	1943 PECUE LANE	PROJECT	003-3979
	BATON ROUGE, LA	OWNER	TRAIL RIDGE LANDFILL, INC

I, the Undersigned, the duly authorized representative of SERROT

do hereby accept the area of soil surface bounded by 111+50E TO 112+55E ALONG 80+30N TO 77+30N

PANELS S-491 TO S-498 IN PHASE IIC

and shall be responsible for maintaining its integrity and suitability in accordance with the project specifications from this date to the completion of the installation.

NAME	SIGNATURE	TITLE	DATE
Don Butler	Don Butler	Supt	1-16

CERTIFICATE OF ACCEPTANCE RECEIVED BY QA / QC MANAGER

NAME	SIGNATURE	TITLE	DATE
FABIAN BENAVENTE	Carlos F Gomez	R.E.	1/16/01

CERTIFICATE OF ACCEPTANCE RECEIVED BY OWNER

NAME	SIGNATURE	TITLE	DATE
William Davidson	William Davidson	CONST MGR	1-16-01

GCS FORM: G4
(JUNE 1992)

CERTIFICATE OF ACCEPTANCE OF SOIL SURFACE

#6

GEOSYNTHETIC INSTALLER		PROJECT	
COMPANY	SERPOT INTERNATIONAL	LOCATION	BALDWIN, FL
ADDRESS	7943 PECUE LANE	PROJECT	003-3979
	BATON ROUGE, LA	OWNER	TRAIL RIDGE LANDFILL, INC

I, the Undersigned, the duly authorized representative of SERPOT

do hereby accept the area of soil surface bounded by 112+55E TO 114+00E ALONG 80+30N TO 77+30N

PANELS S-499 TO S-508

and shall be responsible for maintaining its integrity and suitability in accordance with the project specifications from this date to the completion of the installation.

NAME	SIGNATURE	TITLE	DATE
Don Butts	Don Butts	Supervisor	2-22-01

CERTIFICATE OF ACCEPTANCE RECEIVED BY QA / QC MANAGER

NAME	SIGNATURE	TITLE	DATE
FABIAN BENAVENTE	Carlos F. Gomez	R.E.	2/22/01

CERTIFICATE OF ACCEPTANCE RECEIVED BY OWNER

NAME	SIGNATURE	TITLE	DATE
William Davidson	William Davidson	CONST MGR.	2-22-01

GCS FORM: G4
(JUNE 1992)

GOLDER ASSOCIATES

CERTIFICATE OF ACCEPTANCE OF SOIL SURFACE

#7

GEOSYNTHETIC INSTALLER		PROJECT	
COMPANY	SERROT INTERNATIONAL	LOCATION	BALDWIN, FL
ADDRESS	7943 PECUE LANE	PROJECT	003-3979
	BATON ROUGE, LA	OWNER	TRAIL RIDGE LANDFILL, INC

I, the Undersigned, the duly authorized representative of SERROT

do hereby accept the area of soil surface bounded by 114+00E TO 114+30E

ALONG 80+30N TO 77+30N

PANELS S-509 TO S-511

and shall be responsible for maintaining its integrity and suitability in accordance with the project specifications from this date to the completion of the installation.

NAME	SIGNATURE	TITLE	DATE
Don Butler	Don Butler	Supervisor	2-23-01

CERTIFICATE OF ACCEPTANCE RECEIVED BY QA / QC MANAGER

NAME	SIGNATURE	TITLE	DATE
FABIAN BONAVENTURA	Fabian F. Bonaventura	R.E.	2/23/01

CERTIFICATE OF ACCEPTANCE RECEIVED BY OWNER

NAME	SIGNATURE	TITLE	DATE
William Davidson	William Davidson	CONST MGR	2-23-01

GCS FORM: G4
(JUNE 1992)

GOLDER ASSOCIATES

CERTIFICATE OF ACCEPTANCE OF SOIL SURFACE

GEOSYNTHETIC INSTALLER		PROJECT	
COMPANY	SERPOT INTERNATIONAL	LOCATION	BALDWIN, FL
ADDRESS	1943 PRUDE LANE	PROJECT	003-3979
	BATON ROUGE, LA	OWNER	TRAIL RIDGE LANDFILL, INC

I, the Undersigned, the duly authorized representative of SERPOT

do hereby accept the area of soil surface bounded by 100+63N TO 104+50N
ALONG 77+30W TO 74+33W
S-700 TO S-738
INSIDE PHASE IV D

and shall be responsible for maintaining its integrity and suitability in accordance with the project specifications from this date to the completion of the installation.

NAME	SIGNATURE	TITLE	DATE
Don Butts	Don Butts	Supervisor	2-16-01

CERTIFICATE OF ACCEPTANCE RECEIVED BY QA / QC MANAGER

NAME	SIGNATURE	TITLE	DATE
FABIAN BENAVENTE	Carlos F. Benavente	R.E.	2/16/01

CERTIFICATE OF ACCEPTANCE RECEIVED BY OWNER

NAME	SIGNATURE	TITLE	DATE
William Dawson	William Dawson	CONST MGR.	2-16-01

GCS FORM: G4
(JUNE 1992)

GOLDER ASSOCIATES

CERTIFICATE OF ACCEPTANCE OF SOIL SURFACE

GEOSYNTHETIC INSTALLER

COMPANY SERPOT INTERNATIONAL
ADDRESS 7443 PRCOF LANE
BATON ROUGE, LA

PROJECT

LOCATION BALDWIN, FL
PROJECT 003-3979
OWNER TRAIL RIDGE LANDFILL, INC

I, the Undersigned, the duly authorized representative of SERPO

do hereby accept the area of soil surface bounded by 104+50 TO 105+90
ALONG 77+30N TO 74+33N
PANELS S-739 TO S-748
INSIDE PHASE IV D

and shall be responsible for maintaining its integrity and suitability in accordance with the project specifications from this date to the completion of the installation.

NAME	SIGNATURE	TITLE	DATE
Don Butler	Don Butler	Supervisor	2-17-01

CERTIFICATE OF ACCEPTANCE RECEIVED BY QA / QC MANAGER

NAME	SIGNATURE	TITLE	DATE
FABIAN BENAVENTE	Carlos F. Benavente	R.E.	2/17/01

CERTIFICATE OF ACCEPTANCE RECEIVED BY OWNER

NAME	SIGNATURE	TITLE	DATE
WILLIAM DAVIDSON	William Davidson	CONST MGR	2-17-01

GCS FORM: G4
(JUNE 1992)

GOLDER ASSOCIATES

CERTIFICATE OF ACCEPTANCE OF SOIL SURFACE

GEOSYNTHETIC INSTALLER		PROJECT	
COMPANY	SEAFOT INTERNATIONAL	LOCATION	BALDWIN, FL
ADDRESS	7943 PECUE LANE	PROJECT	003-3979
	BATON ROUGE, LA	OWNER	TRAIL RIDGE LANDFILL, INC

I, the Undersigned, the duly authorized representative of SEAFOT

do hereby accept the area of soil surface bounded by 105+90E TO 109+40E

ALONG 77+30N TO 74+33N

PANELS S-749 TO S-774 PHASE IV D

and shall be responsible for maintaining its integrity and suitability in accordance with the project specifications from this date to the completion of the installation.

NAME	SIGNATURE	TITLE	DATE
Don Butts	Don Butts	Supervisor	3-2-01

CERTIFICATE OF ACCEPTANCE RECEIVED BY QA / QC MANAGER

NAME	SIGNATURE	TITLE	DATE
FABIAN BENAVENTE	Carlos F. Benavente	R.E.	3/7/01

CERTIFICATE OF ACCEPTANCE RECEIVED BY OWNER

NAME	SIGNATURE	TITLE	DATE
William Davidson	William Davidson	CONST MGR	3-7-01

GCS FORM: G4
(JUNE 1992)

GOLDER ASSOCIATES

CERTIFICATE OF ACCEPTANCE OF SOIL SURFACE

GEOSYNTHETIC INSTALLER

COMPANY SERROT INTERNATIONAL

ADDRESS 7943 Peck Lane

Baton Rouge, LA

PROJECT

LOCATION BALDWIN, FL

PROJECT 003-3979

OWNER TRAIL RIDGE LANDFILL, INC

I, the Undersigned, the duly authorized representative of SERROT

do hereby accept the area of soil surface bounded by 109+40E TO 112+40E ALONG 77+30N TO 74+33N

PANELS S-775 TO S-795 IN PHASE IV D

and shall be responsible for maintaining its integrity and suitability in accordance with the project specifications from this date to the completion of the installation.

NAME	SIGNATURE	TITLE	DATE
Jon Buttle	Jon Buttle	Supt.	4-4-01

CERTIFICATE OF ACCEPTANCE RECEIVED BY QA / QC MANAGER

NAME	SIGNATURE	TITLE	DATE
FABIAN BERMUDEZ	Curtis F. Jones	R.E.	4/4/01

CERTIFICATE OF ACCEPTANCE RECEIVED BY OWNER

NAME	SIGNATURE	TITLE	DATE
William Davidson	William Jenkins	const MGR	4-4-01

GCS FORM: G4

(JUNE 1992)

GOLDER ASSOCIATES

CERTIFICATE OF ACCEPTANCE OF SOIL SURFACE

GEOSYNTHETIC INSTALLER		PROJECT	
COMPANY	SERPOT INTERNATIONAL	LOCATION	BALDWIN, FL
ADDRESS	7943 PECUE LANE	PROJECT	003-3979
	BATON ROUGE, LA	OWNER	TRAIL RIDGE LANDFILL, INC

I, the Undersigned, the duly authorized representative of SERPOT

do hereby accept the area of soil surface bounded by 112+40E TO 114+50E ALONG 77+30N TO 74+33N

PANELS S-796 TO S-812 IN PHASE IV D

and shall be responsible for maintaining its integrity and suitability in accordance with the project specifications from this date to the completion of the installation.

NAME	SIGNATURE	TITLE	DATE
Don Butler	Don Butler	Superintendent	4-7-01

CERTIFICATE OF ACCEPTANCE RECEIVED BY QA / QC MANAGER

NAME	SIGNATURE	TITLE	DATE
FABIAN BERNABE	Carlos F. Ramos	R.E.	4/7/01

CERTIFICATE OF ACCEPTANCE RECEIVED BY OWNER

NAME	SIGNATURE	TITLE	DATE
WILLIAM DAVIDSON	William Davidson	CONST MGR.	4-7-01

GCS FORM: G4
(JUNE 1992)

GOLDER ASSOCIATES

APPENDIX G

Geomembrane Panel Deployment Logs

SECTION G-1

Secondary

TABLE G-1
GEOMEMBRANE DEPLOYMENT SUMMARY
SECONDARY GEOMEMBRANE LINER
TRAIL RIDGE LANDFILL PHASES VA, VB, VC, AND VD
BALDWIN, FLORIDA

PANEL NUMBER	ROLL NUMBER	DATE DEPLOYED	VISUAL PANEL CONDITION	NOMINAL SHEET OVERLAP (INCHES)	LENGTH (FT.)	AVG. PANEL EDGE THICKNESS (MILS)		QA MON.(1)	REMARKS
						LEAD	TRAIL		
PHASE VA									
S-300	1913272	11/07/00	OK	5	308	N/A	N/A	SL	
S-301	1913272	11/07/00	OK	5	153	N/A	N/A	SL	
S-302	1913267	11/07/00	OK	5	158	N/A	N/A	SL	
S-303	1913267	11/07/00	OK	5	297	N/A	N/A	SL	
S-304	1913232	11/07/00	OK	5	11	N/A	N/A	SL	
S-305	1913232	11/07/00	OK	5	307	N/A	N/A	SL	
S-306	1913232	11/07/00	OK	5	142	N/A	N/A	SL	
S-307	1913289	11/07/00	OK	5	167	N/A	N/A	SL	
S-308	1913289	11/07/00	OK	5	286	N/A	N/A	SL	
S-309	1913263	11/07/00	OK	5	23	N/A	N/A	SL	
S-310	1913263	11/07/00	OK	5	308	N/A	N/A	SL	
S-311	1913263	11/07/00	OK	5	120	N/A	N/A	SL	
S-312	1913268	11/07/00	OK	5	192	N/A	N/A	SL	
S-313	1913268	11/07/00	OK	5	267	N/A	N/A	SL	
S-314	1913281	11/07/00	OK	5	44	N/A	N/A	SL	
S-315	1913281	11/07/00	OK	5	309	N/A	N/A	SL	
S-316	1913281	11/07/00	OK	5	100	N/A	N/A	SL	
S-317	1913265	11/07/00	OK	5	212	N/A	N/A	SL	
S-318	1913265	11/07/00	OK	5	236	N/A	N/A	SL	
S-319	1913280	11/07/00	OK	5	75	N/A	N/A	SL	
S-320	1913280	11/07/00	OK	5	311	N/A	N/A	SL	
S-321	1913280	11/07/00	OK	5	74	N/A	N/A	SL	
S-322	1913248	11/07/00	OK	5	234	N/A	N/A	SL	
S-323	1913248	11/07/00	OK	5	213	N/A	N/A	SL	
S-324	1913269	11/07/00	OK	5	100	N/A	N/A	SL	
S-325	1913269	11/07/00	OK	5	310	N/A	N/A	SL	
S-326	1913269	11/08/00	OK	5	47	N/A	N/A	SC	
S-327	1912416	11/08/00	OK	5	263	N/A	N/A	SC	
S-328	1912416	11/08/00	OK	5	202	N/A	N/A	SC	
S-329	1913266	11/08/00	OK	5	111	N/A	N/A	SC	
S-330	1913266	11/08/00	OK	5	310	N/A	N/A	SC	
S-331	1913266	11/08/00	OK	5	29	N/A	N/A	SC	
S-332	1913264	11/08/00	OK	5	281	N/A	N/A	SC	
S-333	1913264	11/08/00	OK	5	174	N/A	N/A	SC	
S-334	1912937	11/08/00	OK	5	137	N/A	N/A	SC	
S-335	1912937	11/08/00	OK	5	312	N/A	N/A	SC	
S-336	1912946	11/08/00	OK	5	314	N/A	N/A	SC	
S-337	1912946	11/08/00	OK	5	162	N/A	N/A	SC	
S-338	1913261	11/08/00	OK	5	149	N/A	N/A	SC	
S-339	1913261	11/08/00	OK	5	311	N/A	N/A	SC	
S-340	1912996	11/08/00	OK	5	314	N/A	N/A	SC	
S-341	1912996	11/08/00	OK	5	157	N/A	N/A	SC	
S-342	1913002	11/08/00	OK	5	159	N/A	N/A	SC	
S-343	1913002	11/08/00	OK	5	307	N/A	N/A	SC	
S-344	1913271	11/08/00	OK	5	7	N/A	N/A	SC	
S-345	1913271	11/08/00	OK	5	315	N/A	N/A	SC	
S-346	1913271	11/08/00	OK	5	142	N/A	N/A	SC	
S-347	1913262	11/08/00	OK	5	173	N/A	N/A	SC	
S-348	1913262	11/08/00	OK	5	285	N/A	N/A	SC	
S-349	1913270	11/08/00	OK	5	30	N/A	N/A	SC	
S-350	1913270	11/09/00	OK	5	312	N/A	N/A	SL	
S-351	1913270	11/09/00	OK	5	117	N/A	N/A	SL	

TABLE G-1
GEOMEMBRANE DEPLOYMENT SUMMARY
SECONDARY GEOMEMBRANE LINER
TRAIL RIDGE LANDFILL PHASES VA, VB, VC, AND VD
BALDWIN, FLORIDA

PANEL NUMBER	ROLL NUMBER	DATE DEPLOYED	VISUAL PANEL CONDITION	NOMINAL SHEET OVERLAP (INCHES)	LENGTH (FT.)	AVG. PANEL EDGE THICKNESS (MILS)		QA MON.(1)	REMARKS
						LEAD	TRAIL		
S-352	1912951	11/09/00	OK	5	194	N/A	N/A	SL	
S-353	1912951	11/09/00	OK	5	268	N/A	N/A	SL	
S-354	1912938	11/09/00	OK	5	43	N/A	N/A	SL	
S-355	1912938	11/09/00	OK	5	311	N/A	N/A	SL	
S-356	1912938	11/09/00	OK	5	109	N/A	N/A	SL	
S-357	1912934	11/09/00	OK	5	206	N/A	N/A	SL	
S-358	1912934	11/09/00	OK	5	255	N/A	N/A	SL	
S-359	1912941	11/09/00	OK	5	56	N/A	N/A	SL	
S-360	1912941	11/09/00	OK	5	312	N/A	N/A	SL	
S-361	1912940	11/09/00	OK	5	312	N/A	N/A	SL	
S-362	1912952	11/09/00	OK	5	310	N/A	N/A	SL	
S-363	1913273	11/09/00	OK	5	309	N/A	N/A	SL	
S-364	1913273	11/09/00	OK	5	154	N/A	N/A	SL	
S-365	1913260	11/09/00	OK	5	156	N/A	N/A	SL	
S-366	1913260	11/09/00	OK	5	302	N/A	N/A	SL	
S-367	1913231	11/09/00	OK	5	11	N/A	N/A	SL	
S-368	1913231	11/09/00	OK	5	312	N/A	N/A	SL	
S-369	1912989	11/14/00	OK	5	306	N/A	N/A	SL	
S-370	1912957	01/06/01	OK	5	193	N/A	N/A	SL	
S-371	1912957	01/06/01	OK	5	189	N/A	N/A	SL	
S-372	1912962	01/06/01	OK	5	180	N/A	N/A	SL	
S-373	1912962	01/06/01	OK	5	173	N/A	N/A	SL	
S-374	1912970	01/06/01	OK	5	153	N/A	N/A	SL	
S-375	1912970	01/06/01	OK	5	154	N/A	N/A	SL	
S-376	1912970	01/06/01	OK	5	80	N/A	N/A	SL	
S-377	1913228	01/06/01	OK	5	42	N/A	N/A	SL	
S-378	1913228	01/06/01	OK	5	141	N/A	N/A	SL	
S-379	1913228	01/06/01	OK	5	132	N/A	N/A	SL	
S-380	1913228	01/06/01	OK	5	119	N/A	N/A	SL	
S-381	1912997	01/06/01	OK	5	115	N/A	N/A	SL	
S-382	1912997	01/06/01	OK	5	101	N/A	N/A	SL	
S-383	1912997	01/06/01	OK	5	90	N/A	N/A	SL	
S-384	1912997	01/06/01	OK	5	79	N/A	N/A	SL	
S-385	1912997	01/06/01	OK	5	60	N/A	N/A	SL	
RS-1	1912993	01/06/01	OK	5	-	N/A	N/A	SL	Rubsheet
RS-2	1912993	01/06/01	OK	5	-	N/A	N/A	SL	Rubsheet
RS-3	1912993	01/06/01	OK	5	-	N/A	N/A	SL	Rubsheet
PHASE VB									
S-600	1914449	01/25/01	OK	5	312	N/A	N/A	SL	
S-601	1914449	01/25/01	OK	5	138	N/A	N/A	SL	
S-602	1914641	01/25/01	OK	5	163	N/A	N/A	SL	
S-603	1914641	01/25/01	OK	5	233	N/A	N/A	SL	
S-604	1914421	01/25/01	OK	5	80	N/A	N/A	SL	
S-605	1914421	01/25/01	OK	5	303	N/A	N/A	SL	
S-606	1914421	01/25/01	OK	5	66	N/A	N/A	SL	
S-607	1914635	01/25/01	OK	5	240	N/A	N/A	SL	
S-608	1914635	01/25/01	OK	5	205	N/A	N/A	SL	
S-609	1914609	01/25/01	OK	5	101	N/A	N/A	SL	
S-610	1914609	01/25/01	OK	5	302	N/A	N/A	SL	
S-611	1914609	01/25/01	OK	5	43	N/A	N/A	SL	
S-612	1914613	01/25/01	OK	5	258	N/A	N/A	SL	

TABLE G-1
GEOMEMBRANE DEPLOYMENT SUMMARY
SECONDARY GEOMEMBRANE LINER
TRAIL RIDGE LANDFILL PHASES VA, VB, VC, AND VD
BALDWIN, FLORIDA

PANEL NUMBER	ROLL NUMBER	DATE DEPLOYED	VISUAL PANEL CONDITION	NOMINAL SHEET OVERLAP (INCHES)	LENGTH (FT.)	AVG. PANEL EDGE THICKNESS (MILS)		QA MON.(1)	REMARKS
						LEAD	TRAIL		
S-613	1914613	01/25/01	OK	5	191	N/A	N/A	SL	
S-614	1914447	01/25/01	OK	5	113	N/A	N/A	SL	
S-615	1914447	01/25/01	OK	5	301	N/A	N/A	SL	
S-616	1914607	01/25/01	OK	5	303	N/A	N/A	SL	
S-617	1914607	01/25/01	OK	5	152	N/A	N/A	SL	
S-618	1914441	01/25/01	OK	5	152	N/A	N/A	SL	
S-619	1914441	01/25/01	OK	5	301	N/A	N/A	SL	
S-620	1914666	01/25/01	OK	5	301	N/A	N/A	SL	
S-621	1914666	01/25/01	OK	5	140	N/A	N/A	SL	
S-622	1914614	01/25/01	OK	5	163	N/A	N/A	SL	
S-623	1914614	01/25/01	OK	5	280	N/A	N/A	SL	
S-624	1914633	01/25/01	OK	5	22	N/A	N/A	KG	
S-625	1914633	01/25/01	OK	5	300	N/A	N/A	KG	
S-626	1914633	01/25/01	OK	5	112	N/A	N/A	KG	
S-627	1914659	01/25/01	OK	5	190	N/A	N/A	KG	
S-628	1914659	01/26/01	OK	5	250	N/A	N/A	CFB	
S-629	1914419	01/26/01	OK	5	61	N/A	N/A	CFB	
S-630	1914419	01/26/01	OK	5	305	N/A	N/A	CFB	
S-631	1914419	01/26/01	OK	5	74	N/A	N/A	CFB	
S-632	1914625	01/26/01	OK	5	232	N/A	N/A	CFB	
S-633	1914625	01/26/01	OK	5	215	N/A	N/A	CFB	
S-634	1914411	01/26/01	OK	5	82	N/A	N/A	KG	
S-635	1914411	01/26/01	OK	5	302	N/A	N/A	KG	
S-636	1914411	01/26/01	OK	5	60	N/A	N/A	CFB	
S-637	1914615	01/26/01	OK	5	240	N/A	N/A	CFB	
S-638	1914615	01/26/01	OK	5	210	N/A	N/A	CFB	
S-639	1914593	01/26/01	OK	5	87	N/A	N/A	CFB	
S-640	1914593	01/26/01	OK	5	289	N/A	N/A	CFB	
S-641	1914593	01/26/01	OK	5	70	N/A	N/A	CFB	
S-642	1914621	01/26/01	OK	5	210	N/A	N/A	CFB	
S-643	1914621	01/26/01	OK	5	230	N/A	N/A	CFB	
S-644	1914589	01/26/01	OK	5	47	N/A	N/A	CFB	
S-645	1914589	01/26/01	OK	5	273	N/A	N/A	CFB	
S-646	1914589	01/26/01	OK	5	116	N/A	N/A	CFB	
S-647	1914435	01/26/01	OK	5	151	N/A	N/A	CFB	
S-648	1914435	01/26/01	OK	5	255	N/A	N/A	CFB	
S-649	1914435	01/26/01	OK	5	43	N/A	N/A	CFB	
S-650	1914675	01/26/01	OK	5	215	N/A	N/A	CFB	
S-651	1913220	01/26/01	OK	5	14	N/A	N/A	CFB	
S-652	1914675	01/26/01	OK	5	232	N/A	N/A	CFB	
S-653	1914425	02/09/01	OK	5	243	N/A	N/A	KG	
S-654	1914425	02/09/01	OK	5	218	N/A	N/A	KG	
S-655	1914620	02/09/01	OK	5	24	N/A	N/A	KG	
S-656	1914620	02/09/01	OK	5	242	N/A	N/A	KG	
S-657	1914620	02/09/01	OK	5	187	N/A	N/A	KG	
S-658	1914674	02/09/01	OK	5	40	N/A	N/A	KG	
S-659	1914674	02/09/01	OK	5	216	N/A	N/A	KG	
S-660	1914457	03/08/01	OK	5	199	N/A	N/A	CFB	
S-661	1914457	03/08/01	OK	5	189	N/A	N/A	CFB	
S-662	1914457	03/08/01	OK	5	86	N/A	N/A	CFB	
S-663	1914619	03/08/01	OK	5	98	N/A	N/A	CFB	
S-664	1914619	03/08/01	OK	5	159	N/A	N/A	CFB	
S-665	1914619	03/08/01	OK	5	100	N/A	N/A	CFB	

TABLE G-1
GEOMEMBRANE DEPLOYMENT SUMMARY
SECONDARY GEOMEMBRANE LINER
TRAIL RIDGE LANDFILL PHASES VA, VB, VC, AND VD
BALDWIN, FLORIDA

PANEL NUMBER	ROLL NUMBER	DATE DEPLOYED	VISUAL PANEL CONDITION	NOMINAL SHEET OVERLAP (INCHES)	LENGTH (FT.)	AVG. PANEL EDGE THICKNESS (MILS)		QA MON.(1)	REMARKS
						LEAD	TRAIL		
S-666	1914619	03/08/01	OK	5	62	N/A	N/A	CFB	
S-667	1914423	03/08/01	OK	5	120	N/A	N/A	CFB	
S-668	1914423	03/08/01	OK	5	105	N/A	N/A	CFB	
S-669	1914423	03/08/01	OK	5	94	N/A	N/A	CFB	
S-670	1914423	03/08/01	OK	5	80	N/A	N/A	CFB	
S-671	1914672	03/08/01	OK	5	65	N/A	N/A	CFB	
S-672	1914672	03/08/01	OK	5	33	N/A	N/A	CFB	
RS-1	1914672	03/08/01	OK	5	41	N/A	N/A	CFB	Rubsheet
RS-2	1914672	03/08/01	OK	5	68	N/A	N/A	CFB	Rubsheet
RS-3	1914672	03/08/01	OK	5	68	N/A	N/A	CFB	Rubsheet
RS-4	1914672	03/08/01	OK	5	30	N/A	N/A	CFB	Rubsheet
RS-5	1914672	03/08/01	OK	5	15	N/A	N/A	CFB	Rubsheet
PHASE VC									
S-400	1913233	12/12/00	OK	5	310	N/A	N/A	SL	
S-401	1913233	12/12/00	OK	5	139	N/A	N/A	CFB	
S-402	1912950	12/12/00	OK	5	168	N/A	N/A	CFB	
S-403	1912950	12/12/00	OK	5	57	N/A	N/A	CFB	
S-404	1912950	12/12/00	OK	5	59	N/A	N/A	CFB	
S-405	1912950	12/12/00	OK	5	60	N/A	N/A	CFB	
S-406	1912950	12/12/00	OK	5	61	N/A	N/A	CFB	
S-407	1912950	12/12/00	OK	5	60	N/A	N/A	CFB	
S-408	1912960	12/12/00	OK	5	70	N/A	N/A	CFB	
S-409	1912960	12/12/00	OK	5	67	N/A	N/A	CFB	
S-410	1912960	12/12/00	OK	5	65	N/A	N/A	CFB	
S-411	1912960	12/12/00	OK	5	67	N/A	N/A	CFB	
S-412	1912960	12/12/00	OK	5	68	N/A	N/A	CFB	
S-413	1912960	12/12/00	OK	5	69	N/A	N/A	CFB	
S-414	1912991	12/12/00	OK	5	70	N/A	N/A	CFB	
S-415	1912991	12/12/00	OK	5	69	N/A	N/A	CFB	
S-416	1912991	12/12/00	OK	5	71	N/A	N/A	CFB	
S-417	1912991	12/12/00	OK	5	235	N/A	N/A	CFB	
S-418	1912974	12/12/00	OK	5	75	N/A	N/A	CFB	
S-419	1912974	12/12/00	OK	5	304	N/A	N/A	CFB	
S-420	1912974	12/12/00	OK	5	60	N/A	N/A	CFB	
S-421	1913254	12/12/00	OK	5	246	N/A	N/A	CFB	
S-422	1913254	12/12/00	OK	5	197	N/A	N/A	CFB	
S-423	1912945	12/12/00	OK	5	112	N/A	N/A	CFB	
S-424	1912945	12/12/00	OK	5	307	N/A	N/A	CFB	
S-425	1913284	12/12/00	OK	5	308	N/A	N/A	CFB	
S-426	1913284	12/12/00	OK	5	149	N/A	N/A	CFB	
S-427	1913218	12/12/00	OK	5	162	N/A	N/A	CFB	
S-428	1913218	12/12/00	OK	5	288	N/A	N/A	CFB	
S-429	1913283	12/12/00	OK	5	15	N/A	N/A	CFB	
S-430	1913283	12/12/00	OK	5	302	N/A	N/A	SL	
S-431	1913283	12/12/00	OK	5	118	N/A	N/A	SL	
S-432	1912995	12/12/00	OK	5	190	N/A	N/A	SL	
S-433	1912995	12/12/00	OK	5	266	N/A	N/A	SL	
S-434	1912987	12/12/00	OK	5	38	N/A	N/A	SL	
S-435	1912987	12/12/00	OK	5	302	N/A	N/A	SL	
S-436	1912987	12/13/00	OK	5	113	N/A	N/A	SC	
S-437	1912961	12/13/00	OK	5	188	N/A	N/A	CFB	

TABLE G-1
GEOMEMBRANE DEPLOYMENT SUMMARY
SECONDARY GEOMEMBRANE LINER
TRAIL RIDGE LANDFILL PHASES VA, VB, VC, AND VD
BALDWIN, FLORIDA

PANEL NUMBER	ROLL NUMBER	DATE DEPLOYED	VISUAL PANEL CONDITION	NOMINAL SHEET OVERLAP (INCHES)	LENGTH (FT.)	AVG. PANEL EDGE THICKNESS (MILS)		QA MON.(1)	REMARKS
						LEAD	TRAIL		
S-438	1912961	12/13/00	OK	5	262	N/A	N/A	CFB	
S-439	1912986	12/13/00	OK	5	40	N/A	N/A	CFB	
S-440	1912986	12/13/00	OK	5	303	N/A	N/A	CFB	
S-441	1912986	12/13/00	OK	5	106	N/A	N/A	CFB	
S-442	1913010	12/13/00	OK	5	197	N/A	N/A	CFB	
S-443	1913010	12/13/00	OK	5	263	N/A	N/A	CFB	
S-444	1912975	12/13/00	OK	5	41	N/A	N/A	CFB	
S-445	1912975	12/13/00	OK	5	304	N/A	N/A	CFB	
S-446	1912975	12/13/00	OK	5	111	N/A	N/A	CFB	
S-447	1912948	12/13/00	OK	5	192	N/A	N/A	CFB	
S-448	1912948	12/13/00	OK	5	260	N/A	N/A	CFB	
S-449	1912983	12/13/00	OK	5	50	N/A	N/A	CFB	
S-450	1912983	12/13/00	OK	5	305	N/A	N/A	CFB	
S-451	1912983	12/13/00	OK	5	78	N/A	N/A	CFB	
S-452	1912963	12/13/00	OK	5	223	N/A	N/A	CFB	
S-453	1912963	12/13/00	OK	5	228	N/A	N/A	SC	
S-454	1912966	12/13/00	OK	5	76	N/A	N/A	SC	
S-455	1912966	12/13/00	OK	5	301	N/A	N/A	SC	
S-456	1912966	12/13/00	OK	5	67	N/A	N/A	SC	
S-457	1912981	12/13/00	OK	5	234	N/A	N/A	SC	
S-458	1912981	12/13/00	OK	5	216	N/A	N/A	SC	
S-459	1913004	12/13/00	OK	5	86	N/A	N/A	SC	
S-460	1913004	12/13/00	OK	5	304	N/A	N/A	SC	
S-461	1913004	12/13/00	OK	5	69	N/A	N/A	SC	
S-462	1913007	12/13/00	OK	5	244	N/A	N/A	SC	
S-463	1913007	12/14/00	OK	5	206	N/A	N/A	CFB	
S-464	1913003	12/14/00	OK	5	95	N/A	N/A	CFB	
S-465	1913003	12/14/00	OK	5	301	N/A	N/A	CFB	
S-466	1913003	12/14/00	OK	5	59	N/A	N/A	CFB	
S-467	1912977	12/14/00	OK	5	242	N/A	N/A	CFB	
S-468	1912977	12/14/00	OK	5	211	N/A	N/A	CFB	
S-469	1912971	12/14/00	OK	5	91	N/A	N/A	CFB	
S-470	1912971	12/14/00	OK	5	306	N/A	N/A	CFB	
S-471	1912971	12/14/00	OK	5	57	N/A	N/A	CFB	
S-472	1912930	12/14/00	OK	5	245	N/A	N/A	CFB	
S-473	1912993	01/11/01	OK	5	303	N/A	N/A	SL	
S-474	1913250	01/11/01	OK	5	303	N/A	N/A	SL	
S-475	1913250	01/11/01	OK	5	156	N/A	N/A	SL	
S-476	1912954	01/11/01	OK	5	152	N/A	N/A	SL	
S-477	1912964	01/11/01	OK	5	153	N/A	N/A	SL	
S-478	1912980	01/11/01	OK	5	154	N/A	N/A	SL	
S-479	1912935	01/11/01	OK	5	150	N/A	N/A	SL	
S-480	1913009	01/11/01	OK	5	163	N/A	N/A	SL	
S-481	1912972	01/11/01	OK	5	155	N/A	N/A	SL	
S-482	1913006	01/11/01	OK	5	65	N/A	N/A	SL	
S-483	1912959	01/11/01	OK	5	24	N/A	N/A	SL	
S-484	1912959	01/11/01	OK	5	136	N/A	N/A	SL	
S-485	1912978	01/11/01	OK	5	161	N/A	N/A	SL	
S-486	1912968	01/11/01	OK	5	10	N/A	N/A	SL	
S-487	1913221	01/11/01	OK	5	300	N/A	N/A	SL	
S-488	1913221	01/11/01	OK	5	154	N/A	N/A	SL	
S-489	1913226	01/11/01	OK	5	152	N/A	N/A	SL	
S-490	1913226	01/11/01	OK	5	301	N/A	N/A	SL	

TABLE G-1
GEOMEMBRANE DEPLOYMENT SUMMARY
SECONDARY GEOMEMBRANE LINER
TRAIL RIDGE LANDFILL PHASES VA, VB, VC, AND VD
BALDWIN, FLORIDA

PANEL NUMBER	ROLL NUMBER	DATE DEPLOYED	VISUAL PANEL CONDITION	NOMINAL SHEET OVERLAP (INCHES)	LENGTH (FT.)	AVG. PANEL EDGE THICKNESS (MILS)		QA MON.(1)	REMARKS
						LEAD	TRAIL		
S-491	1913210	01/16/01	OK	5	301	N/A	N/A	SL	
S-492	1913210	01/16/01	OK	5	63	N/A	N/A	SL	
S-493	1912942	01/16/01	OK	5	242	N/A	N/A	SL	
S-494	1912942	01/16/01	OK	5	218	N/A	N/A	SL	
S-495	1912943	01/16/01	OK	5	83	N/A	N/A	SL	
S-496	1912943	01/16/01	OK	5	299	N/A	N/A	SL	
S-497	1912943	01/16/01	OK	5	75	N/A	N/A	SL	
S-498	1913290	01/16/01	OK	5	226	N/A	N/A	SL	
S-499	1914451	02/22/01	OK	5	242	N/A	N/A	SL	
S-500	1914652	02/22/01	OK	5	60	N/A	N/A	SL	
S-501	1914652	02/22/01	OK	5	300	N/A	N/A	SL	
S-502	1914652	02/22/01	OK	5	86	N/A	N/A	SL	
S-503	1914418	02/22/01	OK	5	213	N/A	N/A	SL	
S-504	1914418	02/22/01	OK	5	249	N/A	N/A	SL	
S-505	1914650	02/22/01	OK	5	65	N/A	N/A	SL	
S-506	1914650	02/22/01	OK	5	300	N/A	N/A	SL	
S-507	1914650	02/22/01	OK	5	99	N/A	N/A	SL	
S-508	1914415	02/22/01	OK	5	204	N/A	N/A	SL	
S-509	1914415	02/23/01	OK	5	255	N/A	N/A	SC	
S-510	1914426	02/23/01	OK	5	55	N/A	N/A	SC	
S-511	1914426	02/23/01	OK	5	301	N/A	N/A	SC	
PHASE VD									
S-700	1914628	02/16/01	OK	5	305	N/A	N/A	KG	
S-701	1914638	02/16/01	OK	5	303	N/A	N/A	KG	
S-702	1914638	02/16/01	OK	5	25	N/A	N/A	KG	
S-703	1914638	02/16/01	OK	5	36	N/A	N/A	KG	
S-704	1914638	02/16/01	OK	5	60	N/A	N/A	KG	
S-705	1914414	02/16/01	OK	5	60	N/A	N/A	KG	
S-706	1914414	02/16/01	OK	5	62	N/A	N/A	KG	
S-707	1914414	02/16/01	OK	5	62	N/A	N/A	KG	
S-708	1914414	02/16/01	OK	5	63	N/A	N/A	KG	
S-709	1914414	02/16/01	OK	5	63	N/A	N/A	KG	
S-710	1914414	02/16/01	OK	5	63	N/A	N/A	KG	
S-711	1914414	02/16/01	OK	5	64	N/A	N/A	KG	
S-712	1914590	02/16/01	OK	5	64	N/A	N/A	KG	
S-713	1914590	02/16/01	OK	5	64	N/A	N/A	KG	
S-714	1914590	02/16/01	OK	5	62	N/A	N/A	KG	
S-715	1914590	02/16/01	OK	5	62	N/A	N/A	KG	
S-716	1914590	02/16/01	OK	5	63	N/A	N/A	KG	
S-717	1914590	02/16/01	OK	5	138	N/A	N/A	KG	
S-718	1914623	02/16/01	OK	5	162	N/A	N/A	CFB	
S-719	1914623	02/16/01	OK	5	287	N/A	N/A	CFB	
S-720	1914627	02/16/01	OK	5	24	N/A	N/A	CFB	
S-721	1914627	02/16/01	OK	5	310	N/A	N/A	CFB	
S-722	1914627	02/16/01	OK	5	117	N/A	N/A	CFB	
S-723	1914616	02/16/01	OK	5	186	N/A	N/A	KG	
S-724	1914616	02/16/01	OK	5	263	N/A	N/A	KG	
S-725	1914452	02/16/01	OK	5	50	N/A	N/A	KG	
S-726	1914452	02/16/01	OK	5	309	N/A	N/A	KG	
S-727	1914452	02/16/01	OK	5	101	N/A	N/A	KG	
S-728	1914634	02/16/01	OK	5	204	N/A	N/A	KG	

TABLE G-1
GEOMEMBRANE DEPLOYMENT SUMMARY
SECONDARY GEOMEMBRANE LINER
TRAIL RIDGE LANDFILL PHASES VA, VB, VC, AND VD
BALDWIN, FLORIDA

PANEL NUMBER	ROLL NUMBER	DATE DEPLOYED	VISUAL PANEL CONDITION	NOMINAL SHEET OVERLAP (INCHES)	LENGTH (FT.)	AVG. PANEL EDGE THICKNESS (MILS)		QA MON.(1)	REMARKS
						LEAD	TRAIL		
S-729	1914634	02/16/01	OK	5	250	N/A	N/A	KG	
S-730	1914673	02/16/01	OK	5	59	N/A	N/A	KG	
S-731	1914673	02/16/01	OK	5	304	N/A	N/A	KG	
S-732	1914673	02/16/01	OK	5	91	N/A	N/A	KG	
S-733	1914645	02/16/01	OK	5	217	N/A	N/A	KG	
S-734	1914645	02/16/01	OK	5	236	N/A	N/A	KG	
S-735	1914632	02/16/01	OK	5	73	N/A	N/A	KG	
S-736	1914632	02/16/01	OK	5	304	N/A	N/A	KG	
S-737	1914632	02/16/01	OK	5	75	N/A	N/A	KG	
S-738	1914624	02/16/01	OK	5	233	N/A	N/A	KG	
S-739	1914646	02/17/01	OK	5	303	N/A	N/A	KG	
S-740	1914646	02/17/01	OK	5	145	N/A	N/A	KG	
S-741	1914427	02/17/01	OK	5	160	N/A	N/A	KG	
S-742	1914427	02/17/01	OK	5	286	N/A	N/A	KG	
S-743	1914424	02/17/01	OK	5	30	N/A	N/A	KG	
S-744	1914424	02/17/01	OK	5	304	N/A	N/A	KG	
S-745	1914424	02/17/01	OK	5	117	N/A	N/A	KG	
S-746	1914660	02/17/01	OK	5	197	N/A	N/A	KG	
S-747	1914660	02/17/01	OK	5	262	N/A	N/A	KG	
S-748	1914624	02/17/01	OK	5	45	N/A	N/A	KG	
S-749	1914656	03/07/01	OK	5	307	N/A	N/A	CFB	
S-750	1914656	03/07/01	OK	5	149	N/A	N/A	CFB	
S-751	1914669	03/07/01	OK	5	162	N/A	N/A	CFB	
S-752	1914669	03/07/01	OK	5	282	N/A	N/A	CFB	
S-753	1914642	03/07/01	OK	5	26	N/A	N/A	CFB	
S-754	1914642	03/07/01	OK	5	308	N/A	N/A	CFB	
S-755	1914642	03/07/01	OK	5	114	N/A	N/A	CFB	
S-756	1914453	03/07/01	OK	5	196	N/A	N/A	CFB	
S-757	1914453	03/07/01	OK	5	259	N/A	N/A	CFB	
S-758	1914416	03/07/01	OK	5	45	N/A	N/A	CFB	
S-759	1914416	03/07/01	OK	5	305	N/A	N/A	CFB	
S-760	1914416	03/07/01	OK	5	96	N/A	N/A	CFB	
S-761	1914410	03/07/01	OK	5	214	N/A	N/A	CFB	
S-762	1914410	03/07/01	OK	5	239	N/A	N/A	CFB	
S-763	1914431	03/07/01	OK	5	76	N/A	N/A	CFB	
S-764	1914431	03/07/01	OK	5	312	N/A	N/A	CFB	
S-765	1914431	03/07/01	OK	5	76	N/A	N/A	CFB	
S-766	1914454	03/07/01	OK	5	237	N/A	N/A	CFB	
S-767	1914454	03/07/01	OK	5	220	N/A	N/A	CFB	
S-768	1914429	03/07/01	OK	5	93	N/A	N/A	CFB	
S-769	1914429	03/07/01	OK	5	307	N/A	N/A	CFB	
S-770	1914429	03/07/01	OK	5	58	N/A	N/A	CFB	
S-771	1914667	03/07/01	OK	5	250	N/A	N/A	CFB	
S-772	1914667	03/07/01	OK	5	200	N/A	N/A	CFB	
S-773	1914597	03/07/01	OK	5	115	N/A	N/A	CFB	
S-774	1914597	03/07/01	OK	5	309	N/A	N/A	CFB	
S-775	1914604	04/04/01	OK	5	312	N/A	N/A	CFB	
S-776	1914604	04/04/01	OK	5	134	N/A	N/A	CFB	
S-777	1914653	04/04/01	OK	5	173	N/A	N/A	CFB	
S-778	1914653	04/04/01	OK	5	274	N/A	N/A	CFB	
S-779	1914445	04/04/01	OK	5	30	N/A	N/A	CFB	
S-780	1914445	04/04/01	OK	5	309	N/A	N/A	CFB	
S-781	1914445	04/04/01	OK	5	108	N/A	N/A	CFB	

TABLE G-1
GEOMEMBRANE DEPLOYMENT SUMMARY
SECONDARY GEOMEMBRANE LINER
TRAIL RIDGE LANDFILL PHASES VA, VB, VC, AND VD
BALDWIN, FLORIDA

PANEL NUMBER	ROLL NUMBER	DATE DEPLOYED	VISUAL PANEL CONDITION	NOMINAL SHEET OVERLAP (INCHES)	LENGTH (FT.)	AVG. PANEL EDGE THICKNESS (MILS)		QA MON.(1)	REMARKS
						LEAD	TRAIL		
S-782	1914643	04/04/01	OK	5	196	N/A	N/A	CFB	
S-783	1914643	04/04/01	OK	5	243	N/A	N/A	CFB	
S-784	1914611	04/04/01	OK	5	63	N/A	N/A	CFB	
S-785	1914611	04/04/01	OK	5	314	N/A	N/A	CFB	
S-786	1914611	04/04/01	OK	5	76	N/A	N/A	CFB	
S-787	1914600	04/04/01	OK	5	233	N/A	N/A	CFB	
S-788	1914600	04/04/01	OK	5	220	N/A	N/A	CFB	
S-789	1914636	04/04/01	OK	5	92	N/A	N/A	CFB	
S-790	1914636	04/04/01	OK	5	314	N/A	N/A	CFB	
S-791	1914636	04/04/01	OK	5	52	N/A	N/A	CFB	
S-792	1914648	04/04/01	OK	5	264	N/A	N/A	CFB	
S-793	1914648	04/04/01	OK	5	191	N/A	N/A	CFB	
S-794	1914631	04/04/01	OK	5	122	N/A	N/A	CFB	
S-795	1914631	04/04/01	OK	5	307	N/A	N/A	CFB	
S-796	1912969	04/07/01	OK	5	305	N/A	N/A	CFB	
S-797	1912969	04/07/01	OK	5	144	N/A	N/A	CFB	
S-798	1912965	04/07/01	OK	5	168	N/A	N/A	CFB	
S-799	1912965	04/07/01	OK	5	283	N/A	N/A	CFB	
S-800	1912928	04/07/01	OK	5	29	N/A	N/A	CFB	
S-801	1912928	04/07/01	OK	5	310	N/A	N/A	CFB	
S-802	1912928	04/07/01	OK	5	101	N/A	N/A	CFB	
S-803	1912958	04/07/01	OK	5	210	N/A	N/A	CFB	
S-804	1912958	04/07/01	OK	5	236	N/A	N/A	CFB	
S-805	1913001	04/07/01	OK	5	78	N/A	N/A	CFB	
S-806	1913001	04/07/01	OK	5	308	N/A	N/A	CFB	
S-807	1913001	04/07/01	OK	5	64	N/A	N/A	CFB	
S-808	1914440	04/07/01	OK	5	243	N/A	N/A	CFB	
S-809	1912985	04/07/01	OK	5	309	N/A	N/A	CFB	
S-810	1914631	04/07/01	OK	5	27	N/A	N/A	CFB	
S-811	1912985	04/07/01	OK	5	137	N/A	N/A	CFB	
S-812	1912985	04/07/01	OK	5	140	N/A	N/A	CFB	

NOTES: (1) Refer to Appendix A for list of Golder and Serrot personnel.
N/A = Not Applicable

F/N: SGDS.XLS

SECTION G-2

Primary

TABLE G-2
GEOMEMBRANE DEPLOYMENT SUMMARY
PRIMARY GEOMEMBRANE LINER
TRAIL RIDGE LANDFILL PHASES VA, VB, VC, AND VD
BALDWIN, FLORIDA

PANEL NUMBER	ROLL NUMBER	DATE DEPLOYED	VISUAL PANEL CONDITION	NOMINAL SHEET OVERLAP (INCHES)	LENGTH (FT.)	AVG. PANEL EDGE THICKNESS (MILS)		QA MON.(1)	REMARKS
						LEAD	TRAIL		
PHASE VA									
P-300	1912947	11/15/00	OK	5	309	N/A	N/A	SL	
P-301	1912947	11/15/00	OK	5	190	N/A	N/A	SL	
P-302	1912989	11/15/00	OK	5	120	N/A	N/A	SL	
P-303	1912936	11/16/00	OK	5	312	N/A	N/A	SL	
P-304	1912936	11/16/00	OK	5	156	N/A	N/A	SL	
P-305	1913246	11/16/00	OK	5	154	N/A	N/A	SL	
P-306	1913246	11/16/00	OK	5	307	N/A	N/A	SL	
P-307	1913230	11/16/00	OK	5	308	N/A	N/A	SL	
P-308	1913230	11/16/00	OK	5	153	N/A	N/A	SL	
P-309	1913219	11/16/00	OK	5	156	N/A	N/A	SL	
P-310	1913219	11/16/00	OK	5	305	N/A	N/A	SL	
P-311	1913253	11/16/00	OK	5	7	N/A	N/A	SL	
P-312	1913253	11/16/00	OK	5	310	N/A	N/A	SL	
P-313	1913212	11/16/00	OK	5	310	N/A	N/A	SL	
P-314	1913222	11/20/00	OK	5	312	N/A	N/A	SC	
P-315	1913222	11/20/00	OK	5	150	N/A	N/A	SC	
P-316	1913247	11/20/00	OK	5	161	N/A	N/A	KG	
P-317	1913247	11/20/00	OK	5	292	N/A	N/A	KG	
P-318	1913214	11/20/00	OK	5	23	N/A	N/A	KG	
P-319	1913214	11/20/00	OK	5	311	N/A	N/A	KG	
P-320	1913214	11/20/00	OK	5	120	N/A	N/A	KG	
P-321	1913258	11/20/00	OK	5	192	N/A	N/A	KG	
P-322	1913258	11/21/00	OK	5	264	N/A	N/A	SL	
P-323	1913254	11/21/00	OK	5	48	N/A	N/A	SL	
P-324	1913254	11/21/00	OK	5	312	N/A	N/A	SL	
P-325	1913254	11/21/00	OK	5	105	N/A	N/A	SL	
P-326	1913244	11/21/00	OK	5	208	N/A	N/A	SL	
P-327	1913244	11/21/00	OK	5	248	N/A	N/A	SL	
P-328	1913241	11/21/00	OK	5	65	N/A	N/A	SL	
P-329	1913241	11/21/00	OK	5	311	N/A	N/A	SL	
P-330	1913241	11/21/00	OK	5	74	N/A	N/A	SL	
P-331	1913236	11/21/00	OK	5	236	N/A	N/A	SL	
P-332	1913236	11/21/00	OK	5	222	N/A	N/A	SL	
P-333	1913282	11/21/00	OK	5	90	N/A	N/A	SL	
P-334	1913282	11/21/00	OK	5	310	N/A	N/A	SL	
P-335	1913235	11/21/00	OK	5	308	N/A	N/A	SL	
P-336	1913235	11/22/00	OK	6	139	N/A	N/A	CFB	
P-337	1913208	11/22/00	OK	6	171	N/A	N/A	CFB	
P-338	1913208	11/22/00	OK	6	293	N/A	N/A	CFB	
P-339	1913286	11/22/00	OK	6	20	N/A	N/A	CFB	
P-340	1913286	11/22/00	OK	6	320	N/A	N/A	CFB	
P-341	1913286	11/22/00	OK	6	121	N/A	N/A	CFB	
P-342	1913256	11/22/00	OK	6	194	N/A	N/A	CFB	
P-343	1913256	11/22/00	OK	6	267	N/A	N/A	CFB	
P-344	1913238	11/22/00	OK	6	48	N/A	N/A	CFB	
P-345	1913238	11/22/00	OK	6	314	N/A	N/A	CFB	
P-346	1913238	11/22/00	OK	6	88	N/A	N/A	CFB	
P-347	1913234	11/22/00	OK	6	230	N/A	N/A	CFB	
P-348	1913234	11/22/00	OK	6	227	N/A	N/A	CFB	
P-349	1913279	11/22/00	OK	6	86	N/A	N/A	CFB	
P-350	1913279	11/24/00	OK	6	315	N/A	N/A	CFB	
P-351	1913279	11/24/00	OK	6	58	N/A	N/A	CFB	
P-352	1913242	11/24/00	OK	6	258	N/A	N/A	CFB	
P-353	1913242	11/24/00	OK	6	198	N/A	N/A	CFB	

TABLE G-2
GEOMEMBRANE DEPLOYMENT SUMMARY
PRIMARY GEOMEMBRANE LINER
TRAIL RIDGE LANDFILL PHASES VA, VB, VC, AND VD
BALDWIN, FLORIDA

PANEL NUMBER	ROLL NUMBER	DATE DEPLOYED	VISUAL PANEL CONDITION	NOMINAL SHEET OVERLAP (INCHES)	LENGTH (FT.)	AVG. PANEL EDGE THICKNESS (MILS)		QA MON.(1)	REMARKS
						LEAD	TRAIL		
P-354	1913243	11/24/00	OK	6	119	N/A	N/A	CFB	
P-355	1913243	11/24/00	OK	6	314	N/A	N/A	CFB	
P-356	1913276	11/24/00	OK	6	317	N/A	N/A	KG	
P-357	1913276	11/24/00	OK	6	145	N/A	N/A	KG	
P-358	1913239	11/24/00	OK	6	168	N/A	N/A	KG	
P-359	1913239	11/24/00	OK	6	280	N/A	N/A	CFB	
P-360	1913288	11/24/00	OK	6	26	N/A	N/A	CFB	
P-361	1913288	11/24/00	OK	6	311	N/A	N/A	CFB	
P-362	1913288	11/30/00	OK	5	120	N/A	N/A	SC	
P-363	1913287	11/30/00	OK	5	200	N/A	N/A	SC	
P-364	1913287	11/30/00	OK	5	257	N/A	N/A	SC	
P-365	1913255	11/30/00	OK	5	54	N/A	N/A	SC	
P-366	1913255	11/30/00	OK	5	312	N/A	N/A	SC	
P-367	1913255	11/30/00	OK	5	104	N/A	N/A	SC	
P-368	1913237	11/30/00	OK	5	217	N/A	N/A	SC	
P-369	1913215	01/13/01	OK	5	215	N/A	N/A	KG	
P-370	1913215	01/13/01	OK	5	216	N/A	N/A	KG	
P-371	1913216	01/13/01	OK	5	214	N/A	N/A	KG	
P-372	1913216	01/13/01	OK	5	194	N/A	N/A	KG	
P-373	1913216	01/13/01	OK	5	60	N/A	N/A	KG	
P-374	1912962	01/13/01	OK	5	79	N/A	N/A	KG	
P-375	1912957	01/13/01	OK	5	55	N/A	N/A	KG	
P-376	1913220	01/15/01	OK	5	202	N/A	N/A	SL	
P-377	1913220	01/15/01	OK	5	201	N/A	N/A	SL	
P-378	1913207	01/15/01	OK	5	120	N/A	N/A	SL	
P-379	1913207	01/15/01	OK	5	92	N/A	N/A	SL	
P-380	1913207	01/15/01	OK	5	30	N/A	N/A	SL	
P-381	1913207	01/15/01	OK	5	110	N/A	N/A	SL	
P-382	1913225	01/15/01	OK	5	92	N/A	N/A	SL	
P-383	1913225	01/15/01	OK	5	91	N/A	N/A	SL	
P-384	1913225	01/15/01	OK	5	75	N/A	N/A	SL	
P-385	1913225	01/15/01	OK	5	70	N/A	N/A	SL	
P-386	1913220	01/15/01	OK	5	50	N/A	N/A	SL	
P-387	1913207	01/15/01	OK	5	47	N/A	N/A	SL	
P-388	1913225	01/15/01	OK	5	32	N/A	N/A	SL	
RP-1	1913210	01/16/01	OK	5	43	N/A	N/A	CFB	Rubsheet
RP-2	1913210	01/16/01	OK	5	43	N/A	N/A	CFB	Rubsheet
PHASE VB									
P-600	1914647	02/05/01	OK	5	309	N/A	N/A	KBG	
P-601	1914637	02/05/01	OK	5	310	N/A	N/A	KBG	
P-602	1914637	02/05/01	OK	5	153	N/A	N/A	KBG	
P-603	1914662	02/05/01	OK	5	167	N/A	N/A	KBG	
P-604	1914662	02/05/01	OK	5	273	N/A	N/A	KBG	
P-605	1914617	02/05/01	OK	5	32	N/A	N/A	KBG	
P-606	1914617	02/05/01	OK	5	304	N/A	N/A	KBG	
P-607	1914617	02/05/01	OK	5	112	N/A	N/A	KBG	
P-608	1914626	02/05/01	OK	5	196	N/A	N/A	KBG	
P-609	1914626	02/05/01	OK	5	260	N/A	N/A	KBG	
P-610	1914647	02/05/01	OK	5	46	N/A	N/A	KBG	
P-611	1914668	02/06/01	OK	5	305	N/A	N/A	KG	
P-612	1914668	02/06/01	OK	5	153	N/A	N/A	KG	
P-613	1914588	02/06/01	OK	5	156	N/A	N/A	KG	
P-614	1914588	02/06/01	OK	5	283	N/A	N/A	KG	

TABLE G-2
GEOMEMBRANE DEPLOYMENT SUMMARY
PRIMARY GEOMEMBRANE LINER
TRAIL RIDGE LANDFILL PHASES VA, VB, VC, AND VD
BALDWIN, FLORIDA

PANEL NUMBER	ROLL NUMBER	DATE DEPLOYED	VISUAL PANEL CONDITION	NOMINAL SHEET OVERLAP (INCHES)	LENGTH (FT.)	AVG. PANEL EDGE THICKNESS (MILS)		QA MON.(1)	REMARKS
						LEAD	TRAIL		
P-615	1914606	02/06/01	OK	5	22	N/A	N/A	KG	
P-616	1914606	02/06/01	OK	5	309	N/A	N/A	KG	
P-617	1914606	02/06/01	OK	5	124	N/A	N/A	KG	
P-618	1914654	02/06/01	OK	5	188	N/A	N/A	KG	
P-619	1914654	02/06/01	OK	5	262	N/A	N/A	KG	
P-620	1914671	02/06/01	OK	5	43	N/A	N/A	KG	
P-621	1914671	02/06/01	OK	5	309	N/A	N/A	KG	
P-622	1914670	02/07/01	OK	5	313	N/A	N/A	SL	
P-623	1914670	02/07/01	OK	5	151	N/A	N/A	SL	
P-624	1914594	02/07/01	OK	5	157	N/A	N/A	SL	
P-625	1914594	02/07/01	OK	5	282	N/A	N/A	SL	
P-626	1914678	02/07/01	OK	5	28	N/A	N/A	SL	
P-627	1914678	02/07/01	OK	5	304	N/A	N/A	SL	
P-628	1914678	02/07/01	OK	5	119	N/A	N/A	SL	
P-629	1914605	02/07/01	OK	5	195	N/A	N/A	SL	
P-630	1914605	02/07/01	OK	5	263	N/A	N/A	SL	
P-631	1914610	02/07/01	OK	5	51	N/A	N/A	SL	
P-632	1914610	02/07/01	OK	5	303	N/A	N/A	SL	
P-633	1914610	02/07/01	OK	5	102	N/A	N/A	SL	
P-634	1914592	02/07/01	OK	5	210	N/A	N/A	SL	
P-635	1914592	02/07/01	OK	5	242	N/A	N/A	SL	
P-636	1914671	02/07/01	OK	5	60	N/A	N/A	CFB	
P-637	1914661	02/08/01	OK	5	294	N/A	N/A	SL	
P-638	1914661	02/08/01	OK	5	160	N/A	N/A	SL	
P-639	1914456	02/08/01	OK	5	136	N/A	N/A	SL	
P-640	1914456	02/08/01	OK	5	287	N/A	N/A	SL	
P-641	1914596	02/08/01	OK	5	281	N/A	N/A	SL	
P-642	1914596	02/08/01	OK	5	176	N/A	N/A	SL	
P-643	1914438	02/08/01	OK	5	106	N/A	N/A	SL	
P-644	1914438	02/08/01	OK	5	271	N/A	N/A	SL	
P-645	1914618	02/08/01	OK	5	270	N/A	N/A	SL	
P-646	1914618	02/08/01	OK	5	188	N/A	N/A	SL	
P-647	1914647	02/08/01	OK	5	75	N/A	N/A	SL	
P-648	1914658	02/14/01	OK	5	258	N/A	N/A	CFB	
P-649	1914658	02/14/01	OK	5	196	N/A	N/A	CFB	
P-650	1914595	02/14/01	OK	5	60	N/A	N/A	CFB	
P-651	1914595	02/14/01	OK	5	245	N/A	N/A	CFB	
P-652	1914595	02/14/01	OK	5	146	N/A	N/A	CFB	
P-653	1914655	02/14/01	OK	5	98	N/A	N/A	CFB	
P-654	1914655	02/14/01	OK	5	237	N/A	N/A	CFB	
P-655	1914655	02/14/01	OK	5	121	N/A	N/A	CFB	
P-656	1914628	02/14/01	OK	5	110	N/A	N/A	CFB	
P-657	1914599	03/17/01	OK	5	181	N/A	N/A	CFB	
P-658	1914599	03/17/01	OK	5	168	N/A	N/A	CFB	
P-659	1914599	03/17/01	OK	5	106	N/A	N/A	CFB	
P-660	1914436	03/17/01	OK	5	61	N/A	N/A	CFB	
P-661	1914436	03/17/01	OK	5	129	N/A	N/A	CFB	
P-662	1914436	03/21/01	OK	5	45	N/A	N/A	CFB	
P-663	1914436	03/21/01	OK	5	53	N/A	N/A	CFB	
P-664	1914436	03/21/01	OK	5	61	N/A	N/A	CFB	
P-665	1914436	03/21/01	OK	5	67	N/A	N/A	CFB	
P-666	1914437	03/23/01	OK	5	140	N/A	N/A	CFB	
P-667	1914450	03/28/01	OK	5	126	N/A	N/A	CFB	
P-668	1914450	03/28/01	OK	5	123	N/A	N/A	CFB	
P-669	1914422	03/28/01	OK	5	107	N/A	N/A	CFB	

TABLE G-2
GEOMEMBRANE DEPLOYMENT SUMMARY
PRIMARY GEOMEMBRANE LINER
TRAIL RIDGE LANDFILL PHASES VA, VB, VC, AND VD
BALDWIN, FLORIDA

PANEL NUMBER	ROLL NUMBER	DATE DEPLOYED	VISUAL PANEL CONDITION	NOMINAL SHEET OVERLAP (INCHES)	LENGTH (FT.)	AVG. PANEL EDGE THICKNESS (MILS)		QA MON.(1)	REMARKS
						LEAD	TRAIL		
P-670	1914422	03/28/01	OK	5	106	N/A	N/A	CFB	
P-671	1914422	03/28/01	OK	5	71	N/A	N/A	CFB	
P-672	1914422	03/28/01	OK	5	63	N/A	N/A	CFB	
P-673	1914422	03/28/01	OK	5	37	N/A	N/A	CFB	
P-674	1914422	03/28/01	OK	5	15	N/A	N/A	CFB	
RP-1	1914612	04/02/01	OK	5	37	N/A	N/A	CFB	Rubsheet
RP-2	1914612	04/02/01	OK	5	45	N/A	N/A	CFB	Rubsheet
RP-3	1914612	04/02/01	OK	5	39	N/A	N/A	CFB	Rubsheet
PHASE VC									
P-400	1912976	12/18/00	OK	5	313	N/A	N/A	CFB	
P-401	1912976	12/18/00	OK	5	153	N/A	N/A	CFB	
P-402	1912930	12/18/00	OK	5	155	N/A	N/A	CFB	
P-403	1912998	12/18/00	OK	5	49	N/A	N/A	CFB	
P-404	1912998	12/18/00	OK	5	48	N/A	N/A	CFB	
P-405	1912998	12/18/00	OK	5	52	N/A	N/A	CFB	
P-406	1912998	12/18/00	OK	5	51	N/A	N/A	CFB	
P-407	1912998	12/18/00	OK	5	53	N/A	N/A	CFB	
P-408	1912998	12/18/00	OK	5	57	N/A	N/A	CFB	
P-409	1912998	12/18/00	OK	5	54	N/A	N/A	CFB	
P-410	1912998	12/18/00	OK	5	55	N/A	N/A	CFB	
P-411	1912968	12/18/00	OK	5	56	N/A	N/A	CFB	
P-412	1912968	12/18/00	OK	5	58	N/A	N/A	CFB	
P-413	1912968	12/18/00	OK	5	56	N/A	N/A	CFB	
P-414	1912968	12/18/00	OK	5	59	N/A	N/A	CFB	
P-415	1912968	12/18/00	OK	5	60	N/A	N/A	CFB	
P-416	1912968	12/18/00	OK	5	60	N/A	N/A	CFB	
P-417	1912994	12/19/00	OK	5	310	N/A	N/A	CFB	
P-418	1912955	12/19/00	OK	5	307	N/A	N/A	CFB	
P-419	1912994	01/04/01	OK	5	154	N/A	N/A	SL	
P-420	1912955	01/04/01	OK	5	145	N/A	N/A	CFB	
P-421	1912992	01/04/01	OK	5	12	N/A	N/A	SL	
P-422	1912992	01/04/01	OK	5	307	N/A	N/A	SL	
P-423	1912992	01/04/01	OK	5	139	N/A	N/A	SL	
P-424	1913008	01/04/01	OK	5	169	N/A	N/A	SL	
P-425	1913008	01/04/01	OK	5	293	N/A	N/A	SL	
P-426	1913006	01/04/01	OK	5	16	N/A	N/A	SL	
P-427	1913006	01/04/01	OK	5	304	N/A	N/A	SL	
P-428	1912935	01/05/01	OK	5	308	N/A	N/A	CFB	
P-429	1912964	01/05/01	OK	5	303	N/A	N/A	CFB	
P-430	1912972	01/05/01	OK	5	307	N/A	N/A	CFB	
P-431	1912959	01/05/01	OK	5	307	N/A	N/A	CFB	
P-432	1913009	01/05/01	OK	5	304	N/A	N/A	CFB	
P-433	1912980	01/05/01	OK	5	305	N/A	N/A	CFB	
P-434	1912978	01/05/01	OK	5	304	N/A	N/A	CFB	
P-435	1912954	01/05/01	OK	5	307	N/A	N/A	CFB	
P-436	1913290	01/18/01	OK	5	227	N/A	N/A	SL	
P-437	1913000	01/18/01	OK	5	83	N/A	N/A	SL	
P-438	1913000	01/18/01	OK	5	304	N/A	N/A	SL	
P-439	1913000	01/18/01	OK	5	71	N/A	N/A	SL	
P-440	1913227	01/18/01	OK	5	233	N/A	N/A	SL	
P-441	1913227	01/18/01	OK	5	214	N/A	N/A	SL	
P-442	1913274	01/18/01	OK	5	95	N/A	N/A	SL	
P-443	1913274	01/18/01	OK	5	305	N/A	N/A	SL	

TABLE G-2
GEOMEMBRANE DEPLOYMENT SUMMARY
PRIMARY GEOMEMBRANE LINER
TRAIL RIDGE LANDFILL PHASES VA, VB, VC, AND VD
BALDWIN, FLORIDA

PANEL NUMBER	ROLL NUMBER	DATE DEPLOYED	VISUAL PANEL CONDITION	NOMINAL SHEET OVERLAP (INCHES)	LENGTH (FT.)	AVG. PANEL EDGE THICKNESS (MILS)		QA MON.(1)	REMARKS
						LEAD	TRAIL		
P-444	1913274	01/18/01	OK	5	49	N/A	N/A	SL	
P-445	1913259	01/18/01	OK	5	254	N/A	N/A	SL	
P-446	1913259	01/18/01	OK	5	194	N/A	N/A	SL	
P-447	1912944	01/18/01	OK	5	112	N/A	N/A	SL	
P-448	1912944	01/18/01	OK	5	302	N/A	N/A	SL	
P-449	1913240	01/19/01	OK	5	302	N/A	N/A	SL	
P-450	1913245	01/19/01	OK	5	301	N/A	N/A	SL	
P-451	1913285	01/19/01	OK	5	303	N/A	N/A	SL	
P-452	1913229	01/19/01	OK	5	302	N/A	N/A	SL	
P-453	1913217	01/19/01	OK	5	302	N/A	N/A	SL	
P-454	1913277	01/19/01	OK	5	303	N/A	N/A	SL	
P-455	1913211	01/19/01	OK	5	305	N/A	N/A	SL	
P-456	1912933	01/19/01	OK	5	305	N/A	N/A	SL	
P-457	1913275	01/19/01	OK	5	304	N/A	N/A	SL	
P-458	1913275	01/24/01	OK	5	145	N/A	N/A	SL	
P-459	1913245	01/24/01	OK	5	154	N/A	N/A	SL	
P-460	1913240	01/24/01	OK	5	9	N/A	N/A	SL	
P-461	1913240	01/24/01	OK	5	139	N/A	N/A	SL	
P-462	1913224	01/24/01	OK	5	172	N/A	N/A	SL	
P-463	1913224	01/24/01	OK	5	271	N/A	N/A	SL	
P-464	1913229	01/24/01	OK	5	36	N/A	N/A	SL	
P-465	1913005	01/24/01	OK	5	306	N/A	N/A	SL	
P-466	1913005	01/24/01	OK	5	158	N/A	N/A	SL	
P-467	1913285	01/24/01	OK	5	154	N/A	N/A	SL	
P-468	1913277	01/24/01	OK	5	155	N/A	N/A	SL	
P-469	1912933	01/24/01	OK	5	157	N/A	N/A	SL	
P-470	1912927	01/24/01	OK	5	307	N/A	N/A	SL	
P-471	1912927	01/24/01	OK	5	152	N/A	N/A	SL	
P-472	1913211	01/24/01	OK	5	158	N/A	N/A	SL	
P-473	1912929	01/29/01	OK	5	304	N/A	N/A	SC	
P-474	1912929	01/29/01	OK	5	163	N/A	N/A	SC	
P-475	1913205	01/29/01	OK	5	149	N/A	N/A	SC	
P-476	1913205	01/29/01	OK	5	302	N/A	N/A	SC	
P-477	1912956	01/29/01	OK	5	301	N/A	N/A	SC	
P-478	1912956	01/29/01	OK	5	161	N/A	N/A	SC	
P-479	1913251	01/29/01	OK	5	139	N/A	N/A	SC	
P-480	1913251	01/29/01	OK	5	299	N/A	N/A	SC	
P-481	1913213	01/29/01	OK	5	302	N/A	N/A	SC	
P-482	1914417	02/23/01	OK	5	303	N/A	N/A	SC	
P-483	1914417	02/23/01	OK	5	165	N/A	N/A	SC	
P-484	1914413	02/23/01	OK	5	150	N/A	N/A	SC	
P-485	1914413	02/23/01	OK	5	303	N/A	N/A	SC	
P-486	1914420	02/23/01	OK	5	301	N/A	N/A	SC	
P-487	1914420	02/23/01	OK	5	166	N/A	N/A	SC	
P-488	1914412	02/23/01	OK	5	135	N/A	N/A	SC	
P-489	1914412	02/23/01	OK	5	299	N/A	N/A	SC	
P-490	1914651	02/24/01	OK	5	303	N/A	N/A	SL	
P-491	1914434	02/24/01	OK	5	303	N/A	N/A	SL	
P-492	1914622	02/24/01	OK	5	303	N/A	N/A	SL	
P-493	1914432	02/24/01	OK	5	303	N/A	N/A	SL	
P-494	1914432	02/24/01	OK	5	163	N/A	N/A	SL	
PHASE VD									
P-700	1914439	02/20/01	OK	5	290	N/A	N/A	SC	

TABLE G-2
GEOMEMBRANE DEPLOYMENT SUMMARY
PRIMARY GEOMEMBRANE LINER
TRAIL RIDGE LANDFILL PHASES VA, VB, VC, AND VD
BALDWIN, FLORIDA

PANEL NUMBER	ROLL NUMBER	DATE DEPLOYED	VISUAL PANEL CONDITION	NOMINAL SHEET OVERLAP (INCHES)	LENGTH (FT.)	AVG. PANEL EDGE THICKNESS (MILS)		QA MON.(1)	REMARKS
						LEAD	TRAIL		
P-701	1914439	02/20/01	OK	5	60	N/A	N/A	SC	
P-702	1914439	02/20/01	OK	5	60	N/A	N/A	SC	
P-703	1914664	02/20/01	OK	5	62	N/A	N/A	SC	
P-704	1914664	02/20/01	OK	5	61	N/A	N/A	SC	
P-705	1914664	02/20/01	OK	5	61	N/A	N/A	SC	
P-706	1914664	02/20/01	OK	5	60	N/A	N/A	SC	
P-707	1914664	02/20/01	OK	5	62	N/A	N/A	SC	
P-708	1914664	02/20/01	OK	5	60	N/A	N/A	SC	
P-709	1914664	02/20/01	OK	5	61	N/A	N/A	SC	
P-710	1915649	02/20/01	OK	5	60	N/A	N/A	SC	
P-711	1915649	02/20/01	OK	5	61	N/A	N/A	SC	
P-712	1915649	02/20/01	OK	5	61	N/A	N/A	SC	
P-713	1915649	02/20/01	OK	5	66	N/A	N/A	SC	
P-714	1915649	02/20/01	OK	5	60	N/A	N/A	SC	
P-715	1915649	02/21/01	OK	5	150	N/A	N/A	SL	
P-716	1914409	02/21/01	OK	5	153	N/A	N/A	SL	
P-717	1914409	02/21/01	OK	5	305	N/A	N/A	SL	
P-718	1914663	02/21/01	OK	5	305	N/A	N/A	SL	
P-719	1914663	02/21/01	OK	5	141	N/A	N/A	SL	
P-720	1914458	02/21/01	OK	5	165	N/A	N/A	SL	
P-721	1914458	02/21/01	OK	5	287	N/A	N/A	SL	
P-722	1914676	02/21/01	OK	5	19	N/A	N/A	SL	
P-723	1914676	02/21/01	OK	5	307	N/A	N/A	SL	
P-724	1914676	02/21/01	OK	5	123	N/A	N/A	SL	
P-725	1914679	02/21/01	OK	5	186	N/A	N/A	SL	
P-726	1914679	02/21/01	OK	5	261	N/A	N/A	SL	
P-727	1914451	02/21/01	OK	5	50	N/A	N/A	SL	
P-728	1914451	02/21/01	OK	5	310	N/A	N/A	SL	
P-729	1914451	02/21/01	OK	5	94	N/A	N/A	SL	
P-730	1914433	02/21/01	OK	5	215	N/A	N/A	SL	
P-731	1914677	02/28/01	OK	5	310	N/A	N/A	SL	
P-732	1914677	02/28/01	OK	5	132	N/A	N/A	SL	
P-733	1914665	02/28/01	OK	5	178	N/A	N/A	SL	
P-734	1914665	02/28/01	OK	5	280	N/A	N/A	SL	
P-735	1914651	02/28/01	OK	5	39	N/A	N/A	SL	
P-736	1914651	02/28/01	OK	5	117	N/A	N/A	SL	
P-737	1914644	02/28/01	OK	5	203	N/A	N/A	CFB	
P-738	1914644	02/28/01	OK	5	261	N/A	N/A	CFB	
P-739	1914657	02/28/01	OK	5	61	N/A	N/A	CFB	
P-740	1914657	02/28/01	OK	5	311	N/A	N/A	CFB	
P-741	1914442	03/22/01	OK	5	311	N/A	N/A	CFB	
P-742	1914442	03/22/01	OK	5	160	N/A	N/A	CFB	
P-743	1914598	03/22/01	OK	5	167	N/A	N/A	CFB	
P-744	1914598	03/22/01	OK	5	285	N/A	N/A	CFB	
P-745	1914443	03/22/01	OK	5	28	N/A	N/A	CFB	
P-746	1914443	03/22/01	OK	5	312	N/A	N/A	CFB	
P-747	1914443	03/22/01	OK	5	125	N/A	N/A	CFB	
P-748	1914437	03/22/01	OK	5	194	N/A	N/A	CFB	
P-749	1914437	03/24/01	OK	5	124	N/A	N/A	SL	
P-750	1914455	03/24/01	OK	5	190	N/A	N/A	SL	
P-751	1914455	03/24/01	OK	5	256	N/A	N/A	SL	
P-752	1914446	03/24/01	OK	5	57	N/A	N/A	SL	
P-753	1914446	03/24/01	OK	5	315	N/A	N/A	SL	
P-754	1914446	03/24/01	OK	5	86	N/A	N/A	SL	
P-755	1914444	03/24/01	OK	5	223	N/A	N/A	SL	

TABLE G-2
GEOMEMBRANE DEPLOYMENT SUMMARY
PRIMARY GEOMEMBRANE LINER
TRAIL RIDGE LANDFILL PHASES VA, VB, VC, AND VD
BALDWIN, FLORIDA

PANEL NUMBER	ROLL NUMBER	DATE DEPLOYED	VISUAL PANEL CONDITION	NOMINAL SHEET OVERLAP (INCHES)	LENGTH (FT.)	AVG. PANEL EDGE THICKNESS (MILS)		QA MON.(1)	REMARKS
						LEAD	TRAIL		
P-756	1914444	03/24/01	OK	5	245	N/A	N/A	SL	
P-757	1914430	03/24/01	OK	5	66	N/A	N/A	SL	
P-758	1914430	03/24/01	OK	5	310	N/A	N/A	SL	
P-759	1914430	03/24/01	OK	5	93	N/A	N/A	SL	
P-760	1914591	03/24/01	OK	5	216	N/A	N/A	SL	
P-761	1914591	03/24/01	OK	5	230	N/A	N/A	SL	
P-762	1914428	03/24/01	OK	5	85	N/A	N/A	SL	
P-763	1914428	03/24/01	OK	5	313	N/A	N/A	SL	
P-764	1913278	03/27/01	OK	5	310	N/A	N/A	SL	
P-765	1913278	03/27/01	OK	5	140	N/A	N/A	SL	
P-766	1914448	03/27/01	OK	5	175	N/A	N/A	SL	
P-767	1914448	03/27/01	OK	5	287	N/A	N/A	SL	
P-768	1914608	03/27/01	OK	5	20	N/A	N/A	SL	
P-769	1914608	03/27/01	OK	5	306	N/A	N/A	SL	
P-770	1914608	03/27/01	OK	5	114	N/A	N/A	SL	
P-771	1914450	03/27/01	OK	5	192	N/A	N/A	SL	
P-772	1912077	04/09/01	OK	5	327	N/A	N/A	CFB	
P-773	1912077	04/09/01	OK	5	113	N/A	N/A	CFB	
P-774	1915262	04/09/01	OK	5	194	N/A	N/A	CFB	
P-775	1915262	04/09/01	OK	5	270	N/A	N/A	CFB	
P-776	1915261	04/09/01	OK	5	39	N/A	N/A	CFB	
P-777	1915261	04/09/01	OK	5	306	N/A	N/A	CFB	
P-778	1915261	04/09/01	OK	5	98	N/A	N/A	CFB	
P-779	1915263	04/09/01	OK	5	208	N/A	N/A	CFB	
P-780	1915263	04/09/01	OK	5	247	N/A	N/A	CFB	
P-781	1912441	04/09/01	OK	5	60	N/A	N/A	CFB	
P-782	1912441	04/11/01	OK	5	308	N/A	N/A	CFB	
P-783	1912441	04/11/01	OK	5	94	N/A	N/A	CFB	
P-784	1912121	04/11/01	OK	5	215	N/A	N/A	CFB	
P-785	1912121	04/11/01	OK	5	238	N/A	N/A	CFB	
P-786	1912432	04/11/01	OK	5	69	N/A	N/A	CFB	
P-787	1912432	04/11/01	OK	5	308	N/A	N/A	CFB	
P-788	1912432	04/11/01	OK	5	222	N/A	N/A	CFB	
P-789	1912086	04/11/01	OK	5	87	N/A	N/A	CFB	
P-790	1912086	04/12/01	OK	5	85	N/A	N/A	CFB	
P-791	1912485	04/12/01	OK	5	71	N/A	N/A	CFB	
P-792	1912485	04/12/01	OK	5	193	N/A	N/A	CFB	
P-793	1912434	04/12/01	OK	5	120	N/A	N/A	CFB	
P-794	1912434	04/12/01	OK	5	140	N/A	N/A	CFB	
P-795	1914433	04/12/01	OK	5	172	N/A	N/A	CFB	
P-796	1914433	04/12/01	OK	5	103	N/A	N/A	CFB	
P-797	1912458	04/12/01	OK	5	208	N/A	N/A	CFB	
P-798	1912458	04/12/01	OK	5	259	N/A	N/A	CFB	
P-799	1912273	04/12/01	OK	5	52	N/A	N/A	CFB	
P-800	1912273	04/12/01	OK	5	312	N/A	N/A	CFB	
P-801	1912273	04/12/01	OK	5	114	N/A	N/A	CFB	
P-802	1912433	04/12/01	OK	5	199	N/A	N/A	CFB	
P-803	1912433	04/13/01	OK	5	270	N/A	N/A	SL	
P-804	1912093	04/13/01	OK	5	38	N/A	N/A	SL	
P-805	1912093	04/13/01	OK	5	308	N/A	N/A	SL	
P-806	1912093	04/13/01	OK	5	111	N/A	N/A	SL	
P-807	1912437	04/13/01	OK	5	200	N/A	N/A	SL	
P-808	1912437	04/13/01	OK	5	268	N/A	N/A	SL	
P-809	1914456	04/13/01	OK	5	30	N/A	N/A	SL	
P-810	1912098	04/14/01	OK	5	310	N/A	N/A	CFB	

TABLE G-2
GEOMEMBRANE DEPLOYMENT SUMMARY
PRIMARY GEOMEMBRANE LINER
TRAIL RIDGE LANDFILL PHASES VA, VB, VC, AND VD
BALDWIN, FLORIDA

PANEL NUMBER	ROLL NUMBER	DATE DEPLOYED	VISUAL PANEL CONDITION	NOMINAL SHEET OVERLAP (INCHES)	LENGTH (FT.)	AVG. PANEL EDGE THICKNESS (MILS)		QA MON.(1)	REMARKS
						LEAD	TRAIL		
P-811	1912098	04/14/01	OK	5	154	N/A	N/A	CFB	
P-812	1912083	04/14/01	OK	5	156	N/A	N/A	CFB	

NOTES: (1) Refer to Appendix A for list of Golder and Serrot personnel.
N/A = Not Applicable

F/N: PGDS.XLS

APPENDIX H

Trial Seam Summaries

SECTION H-1

Fusion Summaries

TABLE H-1
GEOMEMBRANE FUSION TRIAL SEAM SUMMARY
SECONDARY AND PRIMARY GEOMEMBRANE LINERS
TRAIL RIDGE LANDFILL PHASES VA, VB, VC, AND VD
BALDWIN, FLORIDA

TRIAL SEAM NUMBER	DATE	TIME	AMBIENT TEMP. (F)	WELDER I.D.		MACH. SPEED	WEDGE TEMP. (C)	QA MON.(1)	RESULTS(2)			REMARKS
				MACH.#	TECH(1)				OUTSIDE PEEL	INSIDE PEEL	STATUS	
PHASE VA												
TF-01	11/07/00	800	70	16040	2174	5.0	750	SC	SE1/SE1	SE1/SE1	PASS	
TF-02	11/07/00	800	70	1642	2322	5.0	750	SC	SE1/SE1	SE1/SE1	PASS	
TF-03	11/07/00	1330	80	1642	2322	5.0	750	SC	SE1/SE1	SE1/SE1	PASS	
TF-04	11/07/00	1345	80	16040	2174	5.0	750	SC	SE1/SE1	SE1/SE1	PASS	
TF-05	11/07/00	1600	80	16035	2174	5.0	750	SC	SE1/SE1	SE1/SE1	PASS	
TF-01	11/08/00	740	70	1642	2322	5.0	750	SL	SE1/SE1	SE1/AD	FAIL	SEE RETEST TF-01R1
TF-01R1	11/08/00	840	70	1642	2322	5.0	750	SL	SE1/SE1	SE1/SE1	PASS	
TF-02	11/08/00	900	70	16040	2174	5.0	750	MLB	SE1/SE1	SE1/SE1	PASS	
TF-03	11/08/00	1315	75	16040	2174	5.0	750	SL	SE1/SE1	SE1/SE1	PASS	
TF-04	11/08/00	1315	75	1642	2322	5.0	750	SL	SE1/SE1	SE1/SE1	PASS	
TF-01	11/09/00	730	70	1642	2322	4.0	750	SC	SE1/SE1	SE1/SE1	PASS	
TF-02	11/09/00	730	70	16040	2174	5.0	750	SC	SE1/SE1	SE1/SE1	PASS	
TF-03	11/09/00	1320	75	1642	2322	5.0	750	SC	SE1/SE1	SE1/SE1	PASS	
TF-04	11/09/00	1335	75	16040	2174	5.0	750	SC	SE1/SE1	SE1/SE1	PASS	
TF-01	11/14/00	830	70	16040	2174	4.5	750	SC	SE1/SE1	SE1/SE1	PASS	
TF-01	11/15/00	1620	60	16040	2174	5.0	750	CFB	SE1/SE1	SE1/SE1	PASS	
TF-01	11/16/00	1330	70	16040	2174	5.0	750	SC	SE1/SE1	SE1/SE1	PASS	
TF-02	11/16/00	1330	70	1642	2322	5.0	750	SC	SE1/SE1	SE1/SE1	PASS	
TF-01	11/20/00	1345	65	16040	2174	4.5	750	SC	SE1/SE1	SE1/SE1	PASS	
TF-02	11/20/00	1330	65	1642	2322	5.0	750	SC	SE1/SE1	SE1/SE1	PASS	
TF-01	11/21/00	740	50	1642	2322	4.0	750	SL	SE1/SE1	SE1/SE1	PASS	
TF-02	11/21/00	800	50	16040	2174	5.0	750	SL	SE1/SE1	SE1/SE1	PASS	
TF-03	11/21/00	1320	50	1642	2322	5.0	750	SC	SE1/SE1	SE1/SE1	PASS	
TF-04	11/21/00	1315	50	16040	2174	5.0	750	SC	SE1/SE1	SE1/SE1	PASS	
TF-01	11/22/00	830	40	1642	2322	5.0	750	SC	SE1/SE1	SE1/SE1	PASS	
TF-02	11/22/00	800	40	16040	2174	4.0	750	SC	SE1/SE1	SE1/SE1	PASS	
TF-03	11/22/00	1315	60	1642	2322	5.0	750	SC	SE1/SE1	SE1/SE1	PASS	
TF-04	11/22/00	1315	60	16040	2174	5.0	750	SC	SE1/SE1	SE1/SE1	PASS	
TF-01	11/24/00	950	55	16040	2174	4.0	750	CFB	SE1/SE1	SE1/SE1	PASS	
TF-02	11/24/00	930	55	1642	2322	5.0	750	CFB	SE1/SE1	SE1/SE1	PASS	
TF-03	11/24/00	1400	55	1642	2322	5.0	750	KG	SE1/SE1	SE1/SE1	PASS	
TF-04	11/24/00	1405	55	16040	2174	4.0	750	KG	SE1/SE1	SE1/SE1	PASS	
TF-01	11/30/00	1335	70	16040	2174	5.0	750	KG	SE1/SE1	SE1/SE1	PASS	
TF-02	11/30/00	1355	70	1642	2322	5.0	750	KG	SE1/SE1	SE1/SE1	PASS	
TF-01	01/06/01	810	40	1630	5535	4.5	750	KG	SE1/SE1	SE1/SE1	PASS	

TABLE H-1
GEOMEMBRANE FUSION TRIAL SEAM SUMMARY
SECONDARY AND PRIMARY GEOMEMBRANE LINERS
TRAIL RIDGE LANDFILL PHASES VA, VB, VC, AND VD
BALDWIN, FLORIDA

TRIAL SEAM NUMBER	DATE	TIME	AMBIENT TEMP. (F)	WELDER I.D. MACH. #	WELDER I.D. TECH(1)	MACH. SPEED	WEDGE TEMP. (C)	QA MON.(1)	RESULTS(2) OUTSIDE PEEL	RESULTS(2) INSIDE PEEL	RESULTS(2) STATUS	REMARKS
TF-02	01/06/01	820	40	16040	2322	4.0	750	KG	SE1/SE1	SE1/SE1	PASS	
TF-03	01/06/01	1300	60	1630	5535	4.5	750	KG	SE1/SE1	SE1/SE1	PASS	
TF-04	01/06/01	1300	60	16040	2322	4.0	750	KG	SE1/SE1	SE1/SE1	PASS	
TF-01	01/13/01	815	45	1630	5535	4.5	750	SC	SE1/SE1	SE1/SE1	PASS	
TF-02	01/13/01	1315	60	16040	2174	5.0	750	SC	SE1/SE1	SE1/SE1	PASS	
TF-03	01/13/01	1315	60	1642	5535	4.5	750	SC	SE1/SE1	SE1/SE1	PASS	
TF-01	01/15/01	1445	75	1642	5535	5.0	750	SC	SE1/SE1	SE1/SE1	PASS	
TF-02	01/15/01	1445	75	16040	2174	5.0	750	SC	SE1/SE1	SE1/SE1	PASS	
TF-01	01/16/01	750	50	16040	2174	5.0	750	SC	SE1/SE1	SE1/SE1	PASS	
PHASE VB												
TF-01	01/25/01	810	50	1642	5535	4.0	750	CFB	SE1/SE1	SE1/SE1	FAIL	SEE RETEST TF-01R1
TF-02	01/25/01	800	50	16040	2174	5.0	750	CFB	SE1/SE1	SE1/SE1	PASS	
TF-01R1	01/25/01	855	50	1642	5535	4.0	750	CFB	SE1/SE1	SE1/SE1	PASS	
TF-03	01/25/01	1320	55	16040	2174	5.0	750	SC	SE1/SE1	SE1/SE1	PASS	
TF-04	01/25/01	1330	55	1642	5535	4.0	750	SC	SE1/SE1	SE1/SE1	PASS	
TF-01	01/26/01	730	30	16040	2174	4.5	750	SC	SE1/SE1	SE1/SE1	PASS	
TF-02	01/26/01	800	30	1642	2322	4.0	750	SC	SE1/SE1	SE1/SE1	PASS	
TF-03	01/26/01	1315	60	16040	2174	5.0	750	SC	SE1/SE1	SE1/SE1	PASS	
TF-04	01/26/01	1325	60	1642	2322	4.0	750	SC	SE1/SE1	SE1/SE1	PASS	
TF-01	02/05/01	1350	60	1642	2322	4.5	750	KG	SE1/SE1	SE1/SE1	PASS	
TF-02	02/05/01	1345	60	16040	2174	5.0	750	KG	SE1/SE1	SE1/SE1	PASS	
TF-01	02/06/01	1330	70	1642	2322	4.5	750	SL	SE1/SE1	SE1/SE1	PASS	
TF-02	02/06/01	1335	70	16040	2174	5.0	750	SL	SE1/SE1	SE1/SE1	PASS	
TF-01	02/07/01	1350	75	16040	2174	5.0	750	KG	SE1/SE1	SE1/SE1	PASS	
TF-02	02/07/01	1330	75	1642	2322	4.5	750	KG	SE1/SE1	SE1/SE1	PASS	
TF-01	02/08/01	1415	70	1642	5535	5.0	750	SC	SE1/SE1	SE1/SE1	PASS	
TF-02	02/08/01	1415	70	16040	2174	5.0	750	SC	SE1/SE1	SE1/SE1	PASS	
TF-01	02/09/01	1335	75	16040	2174	5.0	750	SC	SE1/SE1	SE1/SE1	PASS	
TF-02	02/09/01	1340	75	1642	2392	5.0	750	SC	SE1/SE1	SE1/SE1	FAIL	SEE RETEST TF-02R1
TF-02R1	02/09/01	1415	75	1642	2392	5.0	750	SC	SE1/SE1	SE1/SE1	PASS	
TF-01	02/14/01	1345	70	16040	2174	5.0	750	SC	SE1/SE1	SE1/SE1	PASS	
TF-02	02/14/01	1400	70	1642	5535	5.0	750	SC	SE1/SE1	SE1/SE1	PASS	
TF-01	03/08/01	830	50	16040	2174	5.0	750	SC	SE1/SE1	SE1/SE1	PASS	
TF-02	03/08/01	835	50	1642	2322	4.0	750	SC	SE1/SE1	SE1/SE1	PASS	

TABLE H-1
GEOMEMBRANE FUSION TRIAL SEAM SUMMARY
SECONDARY AND PRIMARY GEOMEMBRANE LINERS
TRAIL RIDGE LANDFILL PHASES VA, VB, VC, AND VD
BALDWIN, FLORIDA

TRIAL SEAM NUMBER	DATE	TIME	AMBIENT TEMP. (F)	WELDER I.D.		MACH. SPEED	WEDGE TEMP. (C)	QA MON.(1)	RESULTS(2)			REMARKS
				MACH. #	TECH(1)				OUTSIDE PEEL	INSIDE PEEL	STATUS	
TF-03	03/08/01	1320	65	16040	2174	5.0	750	SC	SE1/SE1	SE1/SE1	PASS	
TF-04	03/08/01	1320	65	1642	2322	5.0	750	SC	SE1/SE1	SE1/SE1	PASS	
TF-01	03/17/01	1115	70	1642	5535	5.0	750	SC	SE1/SE1	SE1/SE1	PASS	
TF-01	03/21/01	1225	50	16040	5535	5.0	750	SL	SE1/SE1	SE1/SE1	PASS	
TF-01	03/23/01	1230	75	1642	2322	5.0	750	SC	SE1/SE1	SE1/SE1	PASS	
TF-01	03/28/01	1520	60	1642	2322	5.0	750	SC	SE1/SE1	SE1/SE1	PASS	
TF-01	04/02/01	1310	70	16040	2897	5.0	750	SC	SE1/SE1	SE1/SE1	PASS	
PHASE VC												
TF-01	12/12/00	730	60	1642	5535	5.0	750	SL	SE1/SE1	SE1/SE1	PASS	
TF-02	12/12/00	740	60	16040	2174	4.5	750	SL	SE1/SE1	SE1/SE1	PASS	
TF-03	12/12/00	1310	65	16040	2174	5.0	750	SC	SE1/SE1	SE1/SE1	PASS	
TF-04	12/12/00	1305	65	1642	5535	5.0	750	SC	SE1/SE1	SE1/SE1	PASS	
TF-01	12/13/00	730	60	1642	5535	5.0	750	KG	SE1/SE1	SE1/SE1	PASS	
TF-02	12/13/00	730	60	16040	2174	5.0	750	KG	SE1/SE1	SE1/SE1	PASS	
TF-03	12/13/00	1315	60	1642	5535	5.0	750	CFB	SE1/SE1	SE1/SE1	PASS	
TF-04	12/13/00	1320	60	16040	2174	5.0	750	CFB	SE1/SE1	SE1/SE1	PASS	
TF-01	12/14/00	730	60	1642	5535	4.5	750	SC	SE1/SE1	SE1/SE1	PASS	
TF-02	12/14/00	730	60	16040	2174	5.0	750	SC	SE1/SE1	SE1/SE1	PASS	
TF-01	12/18/00	1350	60	1642	5535	5.0	750	SC	SE1/SE1	SE1/SE1	PASS	
TF-02	12/18/00	1355	60	16040	2174	5.0	750	SC	SE1/SE1	SE1/SE1	PASS	
TF-01	12/19/00	800	35	1642	5535	4.5	750	KG	SE1/SE1	SE1/SE1	PASS	
TF-02	12/19/00	800	35	16040	2174	4.5	750	KG	SE1/SE1	SE1/SE1	PASS	
TF-01	01/04/01	1325	45	16040	2322	4.5	750	KG	SE1/SE1	SE1/SE1	PASS	
TF-02	01/04/01	1330	45	1642	5535	4.5	750	KG	SE1/SE1	SE1/SE1	PASS	
TF-03	01/04/01	1430	45	1316	5535	4.5	750	CFB	SE1/SE1	SE1/SE1	PASS	
TF-01	01/05/01	1320	60	16040	2322	4.0	750	KG	SE1/SE1	SE1/SE1	PASS	
TF-02	01/05/01	1330	60	16045	2392	4.5	750	KG	SE1/SE1	SE1/SE1	PASS	
TF-03	01/05/01	1335	60	1630	5535	4.5	750	KG	SE1/SE1	SE1/SE1	PASS	
TF-01	01/11/01	1250	70	16045	5535	4.0	750	SC	SE1/SE1	SE1/SE1	PASS	
TF-02	01/11/01	1300	70	16040	2174	5.0	750	SC	SE1/SE1	SE1/SE1	PASS	
TF-01	01/16/01	1340	65	1642	2322	5.0	750	KG	SE1/SE1	SE1/SE1	PASS	
TF-02	01/16/01	1335	65	16040	2174	5.0	750	KG	SE1/SE1	SE1/SE1	PASS	
TF-01	01/18/01	1315	75	1642	2322	5.0	750	SC	SE1/SE1	SE1/SE1	PASS	
TF-02	01/18/01	1330	75	16040	2174	5.0	750	SC	SE1/SE1	SE1/SE1	PASS	

TABLE H-1
GEOMEMBRANE FUSION TRIAL SEAM SUMMARY
SECONDARY AND PRIMARY GEOMEMBRANE LINERS
TRAIL RIDGE LANDFILL PHASES VA, VB, VC, AND VD
BALDWIN, FLORIDA

TRIAL SEAM NUMBER	DATE	TIME	AMBIENT TEMP. (F)	WELDER I.D. MACH. #	WELDER I.D. TECH(1)	MACH. SPEED	WEDGE TEMP. (C)	QA MON.(1)	RESULTS(2) OUTSIDE PEEL	RESULTS(2) INSIDE PEEL	RESULTS(2) STATUS	REMARKS
TF-01	01/19/01	1330	75	1642	2322	5.0	750	KG	SE1/SE1	SE1/SE1	PASS	
TF-02	01/19/01	1330	75	16040	2174	5.0	750	SC	SE1/SE1	SE1/SE1	FAIL	SEE RETEST TF-02R1
TF-02R1	01/19/01	1355	75	16040	2174	5.0	750	KG	SE1/SE1	SE1/SE1	PASS	
TF-01	01/24/01	1300	55	16040	2174	5.0	750	SC	SE1/SE1	SE1/SE1	PASS	
TF-02	01/24/01	1310	55	1642	2322	5.0	750	SC	SE1/SE1	SE1/SE1	PASS	
TF-01	01/29/01	1409	65	1642	2322	4.0	750	SL	SE1/SE1	SE1/SE1	PASS	
TF-02	01/29/01	1400	65	16040	2174	4.5	750	SL	SE1/SE1	SE1/SE1	PASS	
TF-01	02/22/01	815	70	1642	2322	5.0	750	CFB	SE1/SE1	SE1/SE1	PASS	
TF-02	02/22/01	820	70	16040	2174	5.0	750	CFB	SE1/SE1	SE1/SE1	PASS	
TF-01	02/23/01	1400	65	1642	5535	5.0	750	SL	SE1/SE1	SE1/SE1	PASS	
TF-02	02/23/01	1400	65	16040	2174	5.0	750	SL	SE1/SE1	SE1/SE1	PASS	
TF-01	02/24/01	1200	60	1642	5535	5.0	750	KG	SE1/SE1	SE1/SE1	PASS	
TF-02	02/24/01	1200	60	16040	2174	5.0	750	KG	SE1/SE1	SE1/SE1	PASS	
TF-03	02/24/01	1300	60	1537	2392	5.0	750	CFB	SE1/SE1	SE1/SE1	PASS	
TF-01	02/26/01	1020	65	16040	2174	5.0	750	SL	SE1/SE1	SE1/SE1	PASS	
PHASE VD												
TF-01	02/16/01	830	60	1642	5535	5.0	750	SC	SE1/SE1	SE1/SE1	PASS	
TF-02	02/16/01	840	60	16040	2174	5.0	750	SC	SE1/SE1	SE1/SE1	PASS	
TF-03	02/16/01	1320	65	16040	2174	5.0	750	SC	SE1/SE1	SE1/SE1	PASS	
TF-04	02/16/01	1325	65	1642	5535	5.0	750	SC	SE1/SE1	SE1/SE1	PASS	
TF-01	02/17/01	1330	65	16040	2174	5.0	750	SC	SE1/SE1	SE1/SE1	PASS	
TF-02	02/17/01	1320	65	1642	5535	5.0	750	SC	SE1/SE1	SE1/SE1	PASS	
TF-01	02/20/01	1410	65	16040	2174	5.0	750	SL	SE1/SE1	SE1/SE1	PASS	
TF-02	02/20/01	1430	65	1642	5535	5.0	750	SL	SE1/SE1	SE1/SE1	PASS	
TF-01	02/21/01	1000	65	1642	5535	5.0	750	CFB	SE1/SE1	SE1/SE1	PASS	
TF-02	02/21/01	1000	65	16040	2174	5.0	750	CFB	SE1/SE1	SE1/SE1	PASS	
TF-03	02/21/01	1325	70	1642	5535	5.0	750	CFB	SE1/SE1	SE1/SE1	PASS	
TF-04	02/21/01	1325	70	16040	2174	5.0	750	CFB	SE1/SE1	SE1/SE1	PASS	
TF-01	02/28/01	1010	65	16040	2174	5.0	750	KG	SE1/SE1	SE1/SE1	PASS	
TF-02	02/28/01	1020	65	1642	5535	5.0	750	KG	SE1/SE1	SE1/SE1	PASS	
TF-03	02/28/01	1300	75	16040	2174	5.0	750	KG	SE1/SE1	SE1/SE1	PASS	
TF-04	02/28/01	1300	75	1642	5535	5.0	750	KG	SE1/SE1	SE1/SE1	PASS	
TF-01	03/07/01	815	45	1642	2322	4.0	750	SC	SE1/SE1	SE1/SE1	PASS	
TF-02	03/07/01	825	45	16040	2174	5.0	750	SC	SE1/SE1	SE1/SE1	PASS	

TABLE H-1
GEOMEMBRANE FUSION TRIAL SEAM SUMMARY
SECONDARY AND PRIMARY GEOMEMBRANE LINERS
TRAIL RIDGE LANDFILL PHASES VA, VB, VC, AND VD
BALDWIN, FLORIDA

TRIAL SEAM NUMBER	DATE	TIME	AMBIENT TEMP. (F)	WELDER I.D.		MACH. SPEED	WEDGE TEMP. (C)	QA MON.(1)	RESULTS(2)			REMARKS
				MACH. #	TECH(1)				OUTSIDE PEEL	INSIDE PEEL	STATUS	
TF-03	03/07/01	1320	55	1642	2322	5.0	750	SC	SE1/SE1	SE1/SE1	PASS	
TF-04	03/07/01	1330	55	16040	2174	5.0	750	SC	SE1/SE1	SE1/SE1	FAIL	SEE RETEST TF-01R1
TF-01	03/22/01	1515	70	1642	2322	5.0	750	SC	SE1/SE1	SE1/SE1	PASS	
TF-01R1	03/22/01	1530	70	1642	2322	5.0	750	SC	SE1/SE1	SE1/SE1	PASS	
TF-02	03/22/01	1600	70	16040	2323	5.0	750	SC	SE1/SE1	SE1/SE1	PASS	
TF-01	03/24/01	1215	70	1642	2322	5.0	750	KG	SE1/SE1	SE1/SE1	PASS	
TF-02	03/24/01	1230	70	16040	7534	5.5	750	KG	SE1/SE1	SE1/SE1	PASS	
TF-01	03/27/01	1215	50	1642	2322	5.0	750	SC	SE1/SE1	SE1/SE1	PASS	
TF-02	03/27/01	1215	50	16040	7535	5.5	750	SC	SE1/SE1	SE1/SE1	PASS	
TF-01	04/04/01	800	60	1642	2322	4.0	750	SC	SE1/SE1	SE1/SE1	PASS	
TF-02	04/04/01	805	60	16040	7535	5.0	750	SC	SE1/SE1	SE1/SE1	PASS	
TF-03	04/04/01	1300	70	1642	2322	5.0	750	SC	SE1/SE1	SE1/SE1	PASS	
TF-04	04/04/01	1315	70	16040	7535	5.0	750	SC	SE1/SE1	SE1/SE1	PASS	
TF-01	04/07/01	748	60	1642	2322	5.0	750	SC	SE1/SE1	SE1/SE1	FAIL	SEE RETEST TF-01R1
TF-02	04/07/01	750	60	16040	2300	4.0	750	SC	SE1/SE1	SE1/SE1	PASS	
TF-01R1	04/07/01	815	60	1642	2322	5.0	750	SC	SE1/SE1	SE1/SE1	PASS	
TF-03	04/07/01	1345	75	16040	2300	5.0	750	SC	SE1/SE1	SE1/SE1	PASS	
TF-01	04/09/01	1400	80	1642	2322	5.0	750	SC	SE1/SE1	SE1/SE1	PASS	
TF-02	04/09/01	1400	80	16040	2300	5.0	750	SC	SE1/SE1	SE1/SE1	PASS	
TF-01	04/11/01	1205	85	16040	2300	5.0	750	SC	SE1/SE1	SE1/SE1	PASS	
TF-02	04/11/01	1211	85	1642	2067	5.0	750	SC	SE1/SE1	SE1/SE1	PASS	
TF-01	04/12/01	1315	85	16040	2300	5.0	750	SC	SE1/SE1	SE1/SE1	PASS	
TF-02	04/12/01	1314	85	1642	2067	5.0	750	SC	SE1/SE1	SE1/SE1	PASS	
TF-01	04/13/01	1310	85	16040	2300	5.0	750	CFB	SE1/SE1	SE1/SE1	PASS	
TF-02	04/13/01	1430	85	1642	2300	5.0	750	CFB	SE1/SE1	SE1/SE1	PASS	
TF-01	04/14/01	1415	75	1642	2067	5.0	750	KG	SE1/SE1	SE1/SE1	PASS	

NOTES:

(1) Refer to Appendix A for list of Golder and Serrot personnel.

(2) Peel codes are based on modes illustrated in Figure H-1.

F/N: SGFTSS.XLS

SECTION H-2

Extrusion Summaries

TABLE H-2
GEOMEMBRANE EXTRUSION TRIAL SEAM SUMMARY
SECONDARY AND PRIMARY GEOMEMBRANE LINERS
TRAIL RIDGE LANDFILL PHASES VA, VB, VC, AND VD
BALDWIN, FLORIDA

TRIAL SEAM NUMBER	DATE	TIME	AMBIENT TEMP. (F)	WELDER I.D. MACH. #	WELDER I.D. TECH(1)	PRE-HEAT	NOZZLE TEMP. (C)	QA MON.(1)	RESULTS(2) PEEL	RESULTS(2) STATUS	REMARKS
PHASE VA											
TX-01	11/07/00	920	70	320	2897	200.0	250	SC	SE3/SE3	PASS	
TX-02	11/07/00	1345	80	320	2897	200.0	250	SC	SE3/SE3	PASS	
TX-01	11/08/00	805	70	320	2897	200.0	250	SL	SE3/SE3	PASS	
TX-02	11/08/00	1320	75	320	2897	200.0	250	SL	SE3/SE3	PASS	
TX-01	11/09/00	755	70	320	2897	200.0	250	SC	SE3/SE3	PASS	
TX-02	11/09/00	1330	75	320	2897	200.0	250	SC	SE3/SE3	PASS	
TX-01	11/10/00	805	75	320	2897	200.0	250	SC	SE3/SE3	PASS	
TX-02	11/10/00	1330	75	312	2392	200.0	250	SC	SE3/SE3	PASS	
TX-03	11/10/00	1355	75	320	2897	200.0	250	SC	SE3/SE3	PASS	
TX-04	11/10/00	1330	75	316	2322	200.0	250	SC	SE3/SE3	PASS	
TX-05	11/10/00	1330	75	314	2173	200.0	250	SC	SE3/SE3	PASS	
TX-01	11/11/00	800	65	312	2392	200.0	250	SL	SE3/SE3	PASS	
TX-02	11/11/00	755	65	320	2897	200.0	250	SL	SE3/SE3	PASS	
TX-03	11/11/00	800	65	314	2174	200.0	250	SL	SE3/SE3	PASS	
TX-01	11/13/00	1325	60	312	2392	200.0	250	SL	SE3/SE3	PASS	
TX-01	11/15/00	1520	75	320	2897	200.0	250	SC	SE3/SE3	PASS	
TX-02	11/15/00	1516	75	316	2322	200.0	250	SC	SE3/SE3	PASS	
TX-01	11/16/00	1315	70	320	2897	200.0	250	SC	SE3/SE3	PASS	
TX-01	11/17/00	750	70	320	2897	200.0	250	SC	SE3/SE3	PASS	
TX-02	11/17/00	810	70	312	2392	200.0	250	SC	SE3/SE3	PASS	
TX-03	11/17/00	1215	70	312	2392	200.0	250	SC	SE3/SE3	PASS	
TX-01	11/18/00	1310	70	320	2897	200.0	250	SC	SE3/SE3	PASS	
TX-02	11/18/00	1235	70	314	2173	200.0	250	SC	SE3/SE3	PASS	
TX-01	11/20/00	1340	65	320	2897	200.0	250	SC	SE3/SE3	PASS	
TX-01	11/21/00	820	50	320	2897	200.0	250	SL	SE3/SE3	PASS	
TX-02	11/21/00	1335	50	316	2897	200.0	250	SC	SE3/SE3	PASS	
TX-01	11/22/00	830	40	316	2897	200.0	250	SC	SE3/SE3	PASS	
TX-02	11/22/00	810	40	312	2392	210.0	260	SC	SE3/SE3	PASS	
TX-03	11/22/00	1330	60	316	2897	200.0	250	SC	SE3/SE3	PASS	
TX-01	11/24/00	800	55	316	2897	200.0	250	CFB	SE3/SE3	PASS	
TX-02	11/24/00	805	55	327	2392	200.0	250	CFB	SE3/SE3	PASS	
TX-03	11/24/00	1320	55	316	2897	200.0	250	KG	SE3/SE3	PASS	
TX-01	11/27/00	730	55	314	2173	200.0	250	SC	SE3/SE3	PASS	
TX-02	11/27/00	800	55	327	2322	200.0	250	SC	SE3/SE3	PASS	
TX-03	11/27/00	900	55	316	2897	200.0	250	SC	SE3/SE3	PASS	
TX-04	11/27/00	1330	60	314	2173	200.0	250	CFB	SE3/SE3	PASS	

TABLE H-2
GEOMEMBRANE EXTRUSION TRIAL SEAM SUMMARY
SECONDARY AND PRIMARY GEOMEMBRANE LINERS
TRAIL RIDGE LANDFILL PHASES VA, VB, VC, AND VD
BALDWIN, FLORIDA

TRIAL SEAM NUMBER	DATE	TIME	AMBIENT TEMP. (F)	WELDER I.D.		PRE-HEAT	NOZZLE TEMP. (C)	QA MON.(1)	RESULTS(2)		REMARKS
				MACH. #	TECH(1)				PEEL	STATUS	
TX-05	11/27/00	1336	60	316	2897	200.0	250	CFB	SE3/SE3	PASS	
TX-01	11/30/00	830	50	327	2392	200.0	250	SL	SE3/SE3	PASS	
TX-02	11/30/00	1430	70	316	2897	200.0	250	SL	SE3/SE3	PASS	
TX-01	12/01/00	815	50	316	2897	200.0	250	SC	SE3/SE3	PASS	
TX-02	12/01/00	815	50	314	2173	200.0	265	SL	SE3/SE3	FAIL	SEE RETEST TX-02R1
TX-02R1	12/01/00	830	50	314	2173	200.0	265	SL	SE3/SE3	PASS	
TX-03	12/01/00	1430	70	314	2173	200.0	250	SL	SE3/SE3	PASS	
TX-04	12/01/00	1415	70	316	2897	200.0	250	SL	SE3/SE3	PASS	
TX-05	12/01/00	1455	70	327	2322	200.0	250	SL	SE3/SE3	PASS	
TX-01	12/02/00	830	50	316	2897	200.0	250	SL	SE3/SE3	PASS	WELDED IN PHASE IVC
TX-02	12/02/00	830	50	327	2322	200.0	250	SL	SE3/SE3	PASS	
TX-03	12/02/00	830	50	314	2173	200.0	250	SL	SE3/SE3	PASS	
TX-04	12/02/00	915	50	312	2322	200.0	250	SL	SE3/SE3	PASS	
TX-05	12/02/00	1225	70	316	2897	200.0	250	SL	SE3/SE3	PASS	WELDED IN PHASE IVC
TX-06	12/02/00	1220	70	312	2322	200.0	250	SL	SE3/SE3	PASS	
TX-07	12/02/00	1220	70	314	2173	200.0	250	SL	SE3/SE3	PASS	
TX-01	12/04/00	850	38	321	2392	200.0	250	SC	SE3/SE3	PASS	
TX-02	12/04/00	850	38	314	2173	200.0	250	SC	SE3/SE3	PASS	
TX-03	12/04/00	900	38	316	2322	200.0	250	SC	SE3/SE3	PASS	
TX-01	01/06/01	836	40	320	2897	200.0	250	KG	SE3/SE3	PASS	
TX-02	01/06/01	1320	60	320	2897	200.0	250	KG	SE3/SE3	PASS	
TX-01	01/08/01	840	55	320	2897	200.0	250	SL	SE3/SE3	PASS	
TX-02	01/08/01	1320	55	320	2897	200.0	250	CFB	SE3/SE3	PASS	
TX-01	01/10/01	1045	50	320	2897	200.0	250	KG	SE3/SE3	PASS	
TX-01	01/13/01	1325	60	320	2897	200.0	250	SC	SE3/SE3	PASS	
TX-02	01/13/01	1440	60	316	2322	200.0	250	SC	SE3/SE3	PASS	
TX-01	01/15/01	830	50	320	2897	200.0	250	SC	SE3/SE3	PASS	
TX-02	01/15/01	1455	75	320	2897	200.0	250	SC	SE3/SE3	PASS	
TX-01	01/16/01	805	50	320	2897	200.0	250	SC	SE3/SE3	PASS	
TX-02	01/16/01	800	50	314	2322	200.0	250	SC	SE3/SE3	PASS	
TX-03	01/16/01	840	50	316	7534	200.0	250	SC	SE3/SE3	PASS	
TX-04	01/16/01	1320	50	314	2392	210.0	255	SC	SE3/SE3	PASS	
TX-05	01/16/01	1340	50	316	7534	200.0	250	SC	SE3/SE3	PASS	
TX-01	01/17/01	840	60	320	2897	200.0	250	CFB	SE3/SE3	PASS	
TX-01	01/18/01	800	75	320	2897	200.0	250	SC	SE3/SE3	PASS	
TX-01	01/19/01	815	75	320	2897	200.0	250	KG	SE3/SE3	PASS	
TX-01	01/22/01	1030	50	320	2897	200.0	250	SC	SE3/SE3	PASS	

TABLE H-2
GEOMEMBRANE EXTRUSION TRIAL SEAM SUMMARY
SECONDARY AND PRIMARY GEOMEMBRANE LINERS
TRAIL RIDGE LANDFILL PHASES VA, VB, VC, AND VD
BALDWIN, FLORIDA

TRIAL SEAM NUMBER	DATE	TIME	AMBIENT TEMP. (F)	WELDER I.D.		PRE-HEAT	NOZZLE TEMP. (C)	QA MON.(1)	RESULTS(2)		REMARKS
				MACH. #	TECH(1)				PEEL	STATUS	
TX-02	01/22/01	1300	55	320	2897	200.0	250	SC	SE3/SE3	PASS	
TX-01	03/15/01	810	65	320	2897	200.0	250	SC	SE3/SE3	PASS	
TX-02	03/15/01	1243	70	320	2897	200.0	250	SC	SE3/SE3	PASS	
PHASE VB											
TX-01	01/25/01	830	50	320	2897	200.0	250	CFB	SE3/SE3	PASS	
TX-02	01/25/01	1350	55	320	2897	200.0	250	SC	SE3/SE3	PASS	
TX-01	01/26/01	800	30	320	2897	200.0	250	SC	SE3/SE3	PASS	
TX-02	01/26/01	1326	60	320	2897	200.0	250	SC	SE3/SE3	PASS	
TX-03	01/26/01	1320	60	316	7534	200.0	250	SC	SE3/SE3	PASS	
TX-01	01/27/01	750	40	316	7534	200.0	250	SC	SE3/SE3	PASS	
TX-02	01/27/01	800	40	320	2897	200.0	250	SC	SE3/SE3	PASS	
TX-03	01/27/01	830	45	314	2173	200.0	250	CFB	SE3/SE3	PASS	
TX-01	02/01/01	1410	55	320	2897	200.0	250	KG	SE3/SE3	PASS	
TX-01	02/05/01	1355	60	320	2897	200.0	250	KG	SE3/SE3	PASS	
TX-02	02/05/01	1445	60	316	2322	200.0	250	KG	SE3/SE3	PASS	
TX-01	02/06/01	935	45	316	2392	200.0	250	SL	SE3/SE3	PASS	
TX-02	02/06/01	1345	70	320	2897	200.0	250	SL	SE3/SE3	PASS	
TX-03	02/06/01	1355	70	316	2392	210.0	250	SL	SE3/SE3	PASS	
TX-01	02/07/01	1337	75	320	2897	200.0	250	KG	SE3/SE3	PASS	
TX-01	02/08/01	1000	55	316	2392	200.0	250	SC	SE3/SE3	PASS	
TX-02	02/08/01	1420	70	320	2897	200.0	250	SC	SE3/SE3	PASS	
TX-01	02/09/01	850	60	320	2897	200.0	250	CFB	SE3/SE3	PASS	
TX-02	02/09/01	900	60	314	2173	200.0	250	CFB	SE3/SE3	PASS	
TX-03	02/09/01	844	60	316	2322	200.0	250	CFB	SE3/SE3	PASS	
TX-04	02/09/01	1340	75	320	2897	200.0	250	CFB	SE3/SE3	PASS	
TX-05	02/09/01	1345	75	316	2322	200.0	250	CFB	SE3/SE3	PASS	
TX-01	02/10/01	835	60	320	2897	200.0	250	KG	SE3/SE3	PASS	
TX-02	02/10/01	1305	60	320	2897	200.0	250	SC	SE3/SE3	PASS	
TX-01	02/12/01	950	55	316	2392	200.0	250	CFB	SE3/SE3	PASS	
TX-02	02/12/01	1340	65	320	2392	200.0	250	CFB	SE3/SE3	PASS	
TX-01	02/13/01	1015	55	314	2322	200.0	250	KG	SE3/SE3	PASS	
TX-02	02/13/01	1330	65	314	2392	200.0	250	KG	SE3/SE3	PASS	
TX-03	02/13/01	1338	65	320	2897	200.0	250	KG	SE3/SE3	PASS	
TX-01	02/14/01	1405	70	320	2897	200.0	250	SC	SE3/SE3	PASS	
TX-01	02/15/01	810	60	320	2897	200.0	250	SC	SE3/SE3	PASS	

TABLE H-2
GEOMEMBRANE EXTRUSION TRIAL SEAM SUMMARY
SECONDARY AND PRIMARY GEOMEMBRANE LINERS
TRAIL RIDGE LANDFILL PHASES VA, VB, VC, AND VD
BALDWIN, FLORIDA

TRIAL SEAM NUMBER	DATE	TIME	AMBIENT TEMP. (F)	WELDER I.D.		PRE-HEAT	NOZZLE TEMP. (C)	QA MON.(1)	RESULTS(2)		REMARKS
				MACH. #	TECH(1)				PEEL	STATUS	
TX-02	02/15/01	750	60	314	2173	200.0	250	SC	SE3/SE3	PASS	
TX-01	03/08/01	930	50	320	2897	200.0	250	SC	SE3/SE3	PASS	
TX-02	03/08/01	1330	65	320	2897	200.0	250	SC	SE3/SE3	PASS	
TX-03	03/08/01	1445	65	222	2322	200.0	250	SC	SE3/SE3	PASS	
TX-04	03/08/01	1515	65	314	2173	200.0	265	SL	SE3/SE3	PASS	
TX-01	03/09/01	830	50	320	2897	200.0	265	SC	SE3/SE3	PASS	
TX-01	03/14/01	1355	70	320	2897	200.0	250	SL	SE3/SE3	PASS	
TX-01	03/17/01	1350	70	320	2897	200.0	250	SC	SE3/SE3	PASS	
TX-01	03/21/01	820	45	320	2897	200.0	250	CFB	SE3/SE3	PASS	
TX-02	03/21/01	1235	50	320	2897	200.0	250	SL	SE3/SE3	PASS	
TX-01	03/23/01	1350	75	314	2322	200.0	250	CFB	SE3/SE3	PASS	
TX-01	03/28/01	925	60	320	2897	200.0	250	SC	SE3/SE3	PASS	
TX-02	03/28/01	1645	60	320	2897	200.0	250	SC	SE3/SE3	PASS	
TX-01	03/29/01	800	65	320	2897	200.0	250	CFB	SE3/SE3	PASS	
TX-02	03/29/01	800	65	314	2322	200.0	250	CFB	SE3/SE3	PASS	
TX-01	04/02/01	805	40	320	2897	200.0	250	SC	SE3/SE3	PASS	
TX-02	04/02/01	845	40	314	7534	200.0	250	SC	SE3/SE3	PASS	
TX-03	04/02/01	830	40	118	2322	200.0	250	SC	SE3/SE3	PASS	
TX-04	04/02/01	1320	70	320	2897	200.0	250	SC	SE3/SE3	PASS	
TX-05	04/02/01	1320	70	314	7534	200.0	250	SC	SE3/SE3	PASS	
TX-06	04/02/01	1346	70	118	2322	200.0	250	SC	SE3/SE3	PASS	
TX-01	04/18/01	1450	65	314	2300	200.0	250	SL	SE3/SE3	PASS	
TX-01	04/19/01	930	60	314	2300	200.0	250	SC	SE3/SE3	PASS	
PHASE VC											
TX-01	12/12/00	810	65	320	2897	200.0	250	SC	SE3/SE3	PASS	
TX-02	12/12/00	320	65	320	2897	200.0	250	SC	SE3/SE3	PASS	
TX-01	12/13/00	750	60	320	2897	200.0	250	KG	SE3/SE3	PASS	
TX-02	12/13/00	1325	60	320	2897	200.0	250	CFB	SE3/SE3	PASS	
TX-01	12/14/00	805	60	320	2897	200.0	250	SC	SE3/SE3	PASS	
TX-02	12/14/00	1330	80	314	2174	200.0	265	SC	SE3/SE3	PASS	
TX-03	12/14/00	1340	80	316	2977	200.0	265	SC	SE3/SE3	PASS	
TX-04	12/14/00	1405	80	320	2897	200.0	250	SC	SE3/SE3	PASS	
TX-01	12/18/00	1435	60	327	2897	200.0	250	SC	SE3/SE3	PASS	
TX-01	12/19/00	850	35	327	2897	200.0	250	KG	SE3/SE3	PASS	
TX-01	12/20/00	815	30	327	2897	200.0	250	SC	SE3/SE3	PASS	

TABLE H-2
GEOMEMBRANE EXTRUSION TRIAL SEAM SUMMARY
SECONDARY AND PRIMARY GEOMEMBRANE LINERS
TRAIL RIDGE LANDFILL PHASES VA, VB, VC, AND VD
BALDWIN, FLORIDA

TRIAL SEAM NUMBER	DATE	TIME	AMBIENT TEMP. (F)	WELDER I.D.		PRE-HEAT	NOZZLE TEMP. (C)	QA MON.(1)	RESULTS(2)		REMARKS
				MACH. #	TECH(1)				PEEL	STATUS	
TX-02	12/20/00	820	30	312	2976	200.0	250	SC	SE3/SE5	PASS	
TX-01	01/04/01	1345	45	320	2897	200.0	250	KG	SE3/SE3	PASS	
TX-01	01/05/01	1340	60	320	2897	200.0	250	KG	SE3/SE3	PASS	
TX-01	01/08/01	845	55	312	7534	250.0	260	SL	SE3/SE3	PASS	
TX-02	01/08/01	920	55	314	2322	200.0	250	SL	SE3/SE3	PASS	
TX-03	01/08/01	1315	55	314	2322	200.0	250	KG	SE3/SE3	PASS	
TX-04	01/08/01	1325	55	316	7534	200.0	250	KG	SE3/SE3	PASS	
TX-01	01/09/01	915	38	314	2173	200.0	265	SL	SE3/SE3	PASS	
TX-02	01/09/01	930	38	316	2322	200.0	265	CFB	SE3/SE3	PASS	
TX-03	01/09/01	1326	45	320	2897	200.0	250	CFB	SE3/SE3	PASS	
TX-01	01/11/01	1240	70	320	2897	200.0	250	SC	SE3/SE3	PASS	
TX-01	01/12/01	900	50	320	2897	200.0	250	SC	SE3/SE3	PASS	
TX-02	01/12/01	915	50	314	2173	200.0	250	SC	SE3/SE3	PASS	
TX-03	01/12/01	1100	55	316	2322	200.0	250	SC	SE3/SE3	PASS	
TX-04	01/12/01	1340	55	320	2897	200.0	250	SC	SE3/SE3	PASS	
TX-01	01/16/01	1358	70	320	2897	200.0	250	SL	SE3/SE3	PASS	
TX-01	01/17/01	815	60	316	7534	200.0	265	CFB	SE3/SE3	PASS	
TX-01	01/18/01	1450	75	320	2897	200.0	250	SC	SE3/SE3	PASS	
TX-01	01/19/01	1350	75	320	2897	200.0	250	KG	SE3/SE3	PASS	
TX-01	01/22/01	800	40	314	2173	200.0	265	SC	SE3/SE3	PASS	
TX-02	01/22/01	800	40	316	2322	200.0	250	SC	SE3/SE3	PASS	
TX-01	01/24/01	945	55	320	2897	200.0	250	SC	SE3/SE3	PASS	
TX-02	01/24/01	1320	55	320	2897	200.0	250	SC	SE3/SE3	PASS	
TX-01	01/25/01	800	40	314	7534	200.0	250	SC	SE3/SE3	PASS	
TX-01	01/26/01	800	40	316	7534	200.0	265	SC	SE3/SE3	PASS	
TX-01	01/29/01	1405	65	320	2897	200.0	250	SL	SE3/SE3	PASS	
TX-01	01/30/01	810	60	320	2897	200.0	250	KG	SE3/SE3	PASS	
TX-02	01/30/01	800	60	314	2173	200.0	265	KG	SE3/SE3	PASS	
TX-01	01/31/01	758	60	320	2897	200.0	250	KG	SE3/SE3	PASS	
TX-01	02/03/01	820	45	316	2322	200.0	250	KG	SE3/SE3	PASS	
TX-02	02/03/01	830	45	314	2173	200.0	265	KG	SE3/SE3	PASS	
TX-03	02/03/01	845	45	320	2897	200.0	250	KG	SE3/SE3	PASS	
TX-01	02/22/01	900	70	320	2897	200.0	250	CFB	SE3/SE3	PASS	
TX-02	02/22/01	1000	70	314	2322	200.0	250	CFB	SE3/SE3	PASS	
TX-01	02/23/01	800	60	320	2897	200.0	250	SC	SE3/SE3	PASS	
TX-02	02/23/01	1330	60	320	2897	200.0	250	SL	SE3/SE3	PASS	
TX-03	02/23/01	1415	60	314	2392	200.0	250	SL	SE3/SE3	PASS	

TABLE H-2
GEOMEMBRANE EXTRUSION TRIAL SEAM SUMMARY
SECONDARY AND PRIMARY GEOMEMBRANE LINERS
TRAIL RIDGE LANDFILL PHASES VA, VB, VC, AND VD
BALDWIN, FLORIDA

TRIAL SEAM NUMBER	DATE	TIME	AMBIENT TEMP. (F)	WELDER I.D.		PRE-HEAT	NOZZLE TEMP. (C)	QA MON.(1)	RESULTS(2)		REMARKS
				MACH. #	TECH(1)				PEEL	STATUS	
TX-01	02/24/01	810	60	314	2392	200.0	250	KG	SE3/SE3	PASS	
TX-02	02/24/01	800	60	320	2897	200.0	250	KG	SE3/SE3	PASS	
TX-03	02/24/01	1200	60	314	2392	200.0	250	KG	SE3/SE3	PASS	
TX-04	02/24/01	1205	60	314	2977	200.0	250	KG	SE3/SE3	PASS	
TX-05	02/24/01	1210	60	320	2897	200.0	250	CFB	SE3/SE3	PASS	
TX-06	02/24/01	1345	60	314	2322	200.0	250	CFB	SE3/SE3	PASS	
TX-01	02/26/01	1010	65	320	2897	200.0	250	SL	SE3/SE3	PASS	
TX-02	02/26/01	1030	65	314	2977	200.0	250	SL	SE3/SE3	PASS	
TX-03	02/26/01	1305	70	314	2977	200.0	250	SL	SE3/SE3	PASS	
TX-04	02/26/01	1330	70	320	2897	200.0	250	SL	SE3/SE3	PASS	
TX-01	03/06/01	905	55	320	2897	200.0	250	SC	SE3/SE3	PASS	
TX-02	03/06/01	1400	55	320	2897	200.0	250	SL	SE3/SE3	PASS	
TX-01	04/19/01	1325	70	320	2322	200.0	250	SL	SE3/SE3	PASS	
TX-02	04/19/01	1355	72	314	2300	200.0	250	SL	SE3/SE3	PASS	
TX-03	04/19/01	1435	72	328	0524	200.0	250	SL	SE3/SE3	PASS	
TX-01	04/20/01	745	60	314	2300	200.0	250	SL	SE3/SE3	PASS	
TX-02	04/20/01	745	60	320	2322	200.0	250	SL	SE3/SE3	PASS	
TX-03	04/20/01	1320	75	314	2300	200.0	250	SC	SE3/SE3	PASS	
TX-04	04/20/01	1330	75	320	2322	200.0	250	SC	SE3/SE3	PASS	
PHASE VD											
TX-01	02/16/01	840	60	320	2897	200.0	250	SC	SE3/SE3	PASS	
TX-02	02/16/01	1340	65	320	2897	200.0	250	SC	SE3/SE3	PASS	
TX-01	02/17/01	920	55	320	2897	200.0	250	SC	SE3/SE3	PASS	
TX-02	02/17/01	920	55	314	2173	200.0	265	SC	SE3/SE3	PASS	
TX-03	02/17/01	925	55	222	2322	200.0	250	SC	SE3/SE3	PASS	
TX-04	02/17/01	1354	65	320	2897	200.0	250	SC	SE3/SE3	PASS	
TX-01	02/19/01	755	50	320	2897	200.0	250	SL	SE3/SE3	PASS	
TX-01	02/20/01	1500	65	320	2897	200.0	250	SL	SE3/SE3	PASS	
TX-02	02/20/01	1635	65	314	2173	200.0	265	SL	SE3/SE3	PASS	
TX-03	02/20/01	1651	65	222	2977	240.0	265	SL	SE3/SE3	PASS	
TX-01	02/21/01	950	65	314	2392	210.0	250	CFB	SE3/SE3	PASS	
TX-02	02/21/01	1054	65	320	2897	200.0	250	CFB	SE3/SE3	PASS	
TX-03	02/21/01	1331	70	320	2897	200.0	250	CFB	SE3/SE3	PASS	
TX-04	02/21/01	1425	70	314	2392	210.0	250	SL	SE3/SE3	PASS	
TX-01	02/22/01	1400	75	320	2897	200.0	250	SC	SE3/SE3	PASS	

TABLE H-2
GEOMEMBRANE EXTRUSION TRIAL SEAM SUMMARY
SECONDARY AND PRIMARY GEOMEMBRANE LINERS
TRAIL RIDGE LANDFILL PHASES VA, VB, VC, AND VD
BALDWIN, FLORIDA

TRIAL SEAM NUMBER	DATE	TIME	AMBIENT TEMP. (F)	WELDER I.D.		PRE-HEAT	NOZZLE TEMP. (C)	QA MON.(1)	RESULTS(2)		REMARKS
				MACH. #	TECH(1)				PEEL	STATUS	
TX-02	02/22/01	1400	75	314	2173	200.0	265	SC	SE3/SE3	PASS	
TX-03	02/22/01	1440	75	222	2392	200.0	250	SC	SE3/SE3	PASS	
TX-04	02/23/01	900	60	314	2392	200.0	250	CFB	SE3/SE3	PASS	
TX-01	02/28/01	1035	65	320	2897	200.0	250	KG	SE3/SE3	PASS	
TX-02	02/28/01	1330	75	320	2897	200.0	250	KG	SE3/SE3	PASS	
TX-03	02/28/01	1330	75	314	2977	200.0	250	KG	SE3/SE3	PASS	
TX-01	03/06/01	800	55	314	2173	200.0	265	SC	SE3/SE3	PASS	
TX-02	03/06/01	1310	55	314	2173	200.0	265	SL	SE3/SE3	PASS	
TX-03	03/06/01	1350	55	222	2322	200.0	250	SL	SE3/SE3	PASS	
TX-01	03/07/01	830	45	320	2897	200.0	250	SC	SE3/SE3	PASS	
TX-02	03/07/01	1341	55	320	2897	200.0	250	SC	SE3/SE3	PASS	
TX-01	03/09/01	830	50	320	2897	200.0	250	SC	SE3/SE3	PASS	
TX-01	03/10/01	815	50	320	2897	200.0	250	SL	SE3/SE3	PASS	
TX-02	03/10/01	815	50	314	2322	200.0	250	SL	SE3/SE3	PASS	
TX-03	03/10/01	1305	50	314	2322	200.0	250	SL	SE3/SE3	PASS	
TX-04	03/10/01	1320	50	320	2897	200.0	250	SL	SE3/SE3	PASS	
TX-01	03/12/01	810	65	320	2897	200.0	250	SC	SE3/SE3	PASS	
TX-01	03/14/01	825	60	320	2897	200.0	250	SL	SE3/SE3	PASS	
TX-02	03/14/01	835	60	314	2322	200.0	250	SL	SE3/SE3	PASS	
TX-01	03/22/01	1550	70	320	2897	200.0	250	SC	SE3/SE3	PASS	
TX-01	03/23/01	820	50	320	2897	200.0	250	SC	SE3/SE3	PASS	
TX-02	03/23/01	1245	75	320	2897	200.0	250	SC	SE3/SE3	PASS	
TX-01	03/24/01	1220	70	320	2897	200.0	250	KG	SE3/SE3	PASS	
TX-02	03/24/01	1225	70	314	2323	200.0	250	KG	SE3/SE3	PASS	
TX-01	03/26/01	817	40	314	2323	200.0	250	SC	SE3/SE3	PASS	
TX-01	03/27/01	810	50	320	2897	200.0	250	SC	SE3/SE3	PASS	
TX-02	03/27/01	1230	50	320	2897	200.0	250	SC	SE3/SE3	PASS	
TX-03	03/27/01	1350	50	314	2323	200.0	250	SC	SE3/SE3	PASS	
TX-01	04/04/01	815	60	320	2897	200.0	250	SC	SE3/SE3	PASS	
TX-02	04/04/01	1330	70	320	2897	200.0	250	SC	SE3/SE3	PASS	
TX-01	04/05/01	815	60	320	2897	200.0	250	SC	SE3/SE3	PASS	
TX-02	04/05/01	800	60	314	2322	200.0	250	SC	SE3/SE3	PASS	
TX-03	04/05/01	1320	60	320	2897	200.0	250	SC	SE3/SE3	PASS	
TX-04	04/05/01	1300	60	314	2322	200.0	250	SC	SE3/SE3	PASS	
TX-01	04/06/01	800	60	320	2897	200.0	250	SC	SE3/SE3	PASS	
TX-02	04/06/01	747	60	314	2322	200.0	250	SC	SE3/SE3	PASS	
TX-01	04/07/01	800	60	320	2897	200.0	250	SC	SE3/SE3	PASS	

TABLE H-2
GEOMEMBRANE EXTRUSION TRIAL SEAM SUMMARY
SECONDARY AND PRIMARY GEOMEMBRANE LINERS
TRAIL RIDGE LANDFILL PHASES VA, VB, VC, AND VD
BALDWIN, FLORIDA

TRIAL SEAM NUMBER	DATE	TIME	AMBIENT TEMP. (F)	WELDER I.D.		PRE-HEAT	NOZZLE TEMP. (C)	QA MON.(1)	RESULTS(2)		REMARKS
				MACH. #	TECH(1)				PEEL	STATUS	
TX-02	04/07/01	1350	75	320	2897	200.0	250	SC	SE3/SE3	PASS	
TX-03	04/07/01	1400	75	314	2322	200.0	250	SC	SE3/SE3	PASS	
TX-01	04/09/01	800	65	320	2897	200.0	250	SC	SE3/SE3	PASS	
TX-01	04/09/01	1330	80	320	2897	200.0	250	SC	SE3/SE3	PASS	
TX-01	04/10/01	900	70	314	2300	200.0	250	SC	SE3/SE3	PASS	
TX-02	04/10/01	1320	85	314	2300	200.0	250	SC	SE3/SE3	PASS	
TX-01	04/11/01	1430	85	314	2300	200.0	250	SC	SE3/SE3	PASS	
TX-01	04/12/01	750	70	314	2300	200.0	250	CFB	SE3/SE3	PASS	
TX-01	04/13/01	800	75	314	2300	200.0	250	CFB	SE3/SE3	PASS	
TX-02	04/13/01	1439	85	314	2067	200.0	250	CFB	SE3/SE3	PASS	
TX-01	04/14/01	820	70	314	2300	200.0	250	KG	SE3/SE3	PASS	
TX-02	04/14/01	842	70	320	2322	200.0	250	KG	SE3/SE3	PASS	
TX-03	04/14/01	1320	75	314	2300	200.0	250	KG	SE3/SE3	PASS	
TX-04	04/14/01	1348	75	320	2322	200.0	250	KG	SE3/SE3	PASS	
TX-01	04/16/01	810	60	320	2322	200.0	250	SC	SE3/SE3	PASS	
TX-02	04/16/01	820	60	314	2300	200.0	250	SC	SE3/SE3	PASS	
TX-03	04/16/01	1330	70	320	2322	200.0	250	SC	SE3/SE3	PASS	
TX-04	04/16/01	1320	70	314	2300	200.0	250	SC	SE3/SE3	PASS	
TX-01	04/17/01	740	60	314	2300	200.0	250	CFB	SE3/SE3	PASS	
TX-01	04/18/01	1510	65	320	2322	200.0	250	SL	SE3/SE3	PASS	
TX-02	04/18/01	1520	65	328	2985	200.0	250	SL	SE3/SE3	PASS	
TX-01	04/19/01	1050	60	320	2322	200.0	250	SL	SE3/SE3	PASS	
TX-02	04/19/01	1325	70	320	2322	200.0	250	SL	SE3/SE3	PASS	
TX-01	04/21/01	910	60	320	2322	200.0	250	SL	SE3/SE3	PASS	
TX-02	04/21/01	920	60	314	2300	200.0	250	SL	SE3/SE3	PASS	
TX-03	04/21/01	1250	75	314	2300	200.0	250	CFB	SE3/SE3	PASS	
TX-01	04/23/01	830	60	314	2300	200.0	250	SC	SE3/SE3	PASS	
TX-02	04/23/01	820	60	320	2322	200.0	250	SC	SE3/SE3	PASS	
TX-03	04/23/01	1300	75	314	2300	200.0	250	SC	SE3/SE3	PASS	
TX-04	04/23/01	1310	75	320	2322	200.0	250	SC	SE3/SE3	PASS	
TX-01	04/24/01	845	65	314	2300	200.0	250	SC	SE3/SE3	PASS	
TX-02	04/24/01	855	65	320	2322	200.0	250	SC	SE3/SE3	PASS	
TX-03	04/24/01	1320	80	314	2300	200.0	250	SC	SE3/SE3	PASS	
TX-04	04/24/01	1320	80	320	2322	200.0	250	SC	SE3/SE3	PASS	
TX-01	04/26/01	1500	70	320	2322	200.0	250	SC	SE3/SE3	PASS	

TABLE H-2
GEOMEMBRANE EXTRUSION TRIAL SEAM SUMMARY
SECONDARY AND PRIMARY GEOMEMBRANE LINERS
TRAIL RIDGE LANDFILL PHASES VA, VB, VC, AND VD
BALDWIN, FLORIDA

TRIAL SEAM NUMBER	DATE	TIME	AMBIENT TEMP. (F)	WELDER I.D.		PRE-HEAT	NOZZLE TEMP. (C)	QA MON.(1)	RESULTS(2)		REMARKS
				MACH. #	TECH(1)				PEEL	STATUS	
TX-01	04/27/01	1000	70	320	2322	200.0	250	CFB	SE3/SE3	PASS	

NOTES:

(1) Refer to Appendix A for list of Golder and Serrot personnel.

(2) Peel code is based on modes illustrated in Figure H-2.

F/N: SGETSS.XLS

Schematic of Untested Specimen

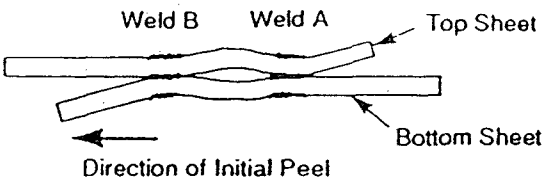

Types of Break	Locus-of-Break Code	Break Description	Classification[a]
	AD	Adhesion failure.	Non-FTB
	BRK	Break in sheeting. Break can be in either top or bottom sheet.	FTB
	SE1	Break at outer edge of seam. Break can be in either top or bottom sheet.	FTB
	SE2	Break at inner edge of seam through both sheets.	FTB
	AD-BRK	Break in first seam after some adhesion failure. Break can be in either the top or bottom sheet.	FTB

[a] FTB = Film - Tear Bond

Locus-of break codes for dual hot-wedge seams in semicrystalline FML's tested for seam strength in shear and peel modes. In cases where the Weld A fails in adhesion in a peel test, it is recommended that the test be stopped, that the specimen be replaced in the testing machine, and that Weld B be tested by peeling in the direction opposite to that used to Weld A.
REFERENCE: FIGURE A-6, NSF INTERNATIONAL STANDARD 54-1993

Golder Associates
JACKSONVILLE, FLORIDA

TITLE: TRIAL SEAM AND DESTRUCTIVE TEST BREAK CODES DUAL HOT WEDGE FUSION WELD

CLIENT/PROJECT: ETM/TRAIL RIDGE PHASES IIIC, IVC, VA, VB, VC, AND VD/FL

DRAWN	GMS	DATE	10/31/00	JOB NO.	003-3979
CHECKED	JJP	SCALE	NOT TO SCALE	DWG NO.	3979L
REVIEWED	JJP	FILE NO.	003-3979	SUBTITLE	REV. NO.
				FIGURE NO.	H-1

Schematic of Untested Specimen

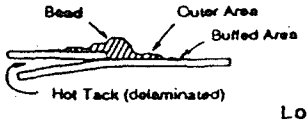

Types of Breaks	Locus-of-Break Code	Break Description	Classification[a]
	AD1	Failure in adhesion. Specimens may also delaminate under the bead and break through the thin extruded material in the outer area.	Non-FTB
	AD2	Failure in adhesion.	Non-FTB
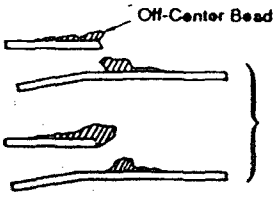	AD-WLD	Break through the fillet. Breaks through the fillet range from breaks starting at the edge of the top sheet to breaks through the fillet after some adhesion failure between the fillet and the bottom sheet.	Non-FTB[b]
	SE1	Break at seam edge in the bottom sheet. Specimens may break anywhere from the bead/outer area edge to the outer area/buffed area edge. (Applicable to shear only).	FTB
	SE2	Break at seam edge in the top sheet. Specimens may break anywhere from bead/outer area edge to the outer area/buffed area edge.	FTB
	SE3	Break at seam edge in the bottom sheet. (Applicable to peel only).	FTB
	BRK1	Break in the bottom sheeting. A "B" in parentheses following the code means the specimen broke in the buffed area. (Applicable to shear only).	FTB
	BRK2	Break in the top sheeting. A "B" in parentheses following the code means the specimen broke in the buffed area.	FTB
	AD-BRK	Break in the bottom sheeting after some adhesion failure between the fillet and the bottom sheet. (Applicable to peel only).	FTB
	HT	Break at the edge of the hot tack for specimens which could not be delaminated in the hot tack.	No Test

[a] FTB = Film - Tear Bond.

[b] Acceptance of AD-WLD breaks may depend on whether test values meet a minimum specification value and not on classification as a FTB or non-FTB break.

Locus-of break codes for filler extrusion weld seams in semi-crystalline FML's tested for seam strength in shear and peel modes.
REFERENCE: FIGURE A-4, NSF INTERNATIONAL STANDARD 54-1993

Golder Associates JACKSONVILLE, FLORIDA	TITLE: TRIAL SEAM AND DESTRUCTIVE TEST BREAK CODES EXTRUSION WELD WITH LEISTER HEAT SEAM				
CLIENT/PROJECT: ETM/TRAIL RIDGE PHASES IIIC, IVC, VA, VB, VC, AND VD/FL	DRAWN: GMS	DATE: 10/31/00	JOB NO.: 003-3979		
	CHECKED: JJC	SCALE: NOT TO SCALE	DWG NO.: 3979M	REV. NO.:	
	REVIEWED: JJC	FILE NO.: 003-3979	SUBTITLE:	FIGURE NO.: H-2	

APPENDIX I

Geomembrane Seam Summaries

SECTION I-1

Secondary Fusion

TABLE I-1
GEOMEMBRANE FUSION SEAM SUMMARY
SECONDARY GEOMEMBRANE LINER
TRAIL RIDGE LANDFILL PHASES VA, VB, VC, AND VD
BALDWIN, FLORIDA

SEAM NUMBER	SEAM SECTION(1)	DATE	START TIME	AMBIENT TEMP. (F)	QA MON. (2)	WELDER I.D.		WELDING APPARATUS WEDGE TEMP. (C)		WELDED SEAM LENGTH	DESTRUC. NUMBER (3)	REMARKS
						MACH. #	TECH(2)	DIGITAL SET	INDICATOR			
PHASE VA												
S- 300 / 302	SEOS TO NEOS	11/07/00	830	75	SC	16040	2174	750	-	158	-	
S- 300 / 301	SEOS TO NEOS	11/07/00	850	75	SC	16040	2174	750	-	153	-	
S- 304 / 305	SEOS TO NEOS	11/07/00	925	75	SC	16040	2174	750	-	10	-	
S- 303 / 305	SEOS TO NEOS	11/07/00	930	75	SC	16040	2174	750	-	298	DSF-300	100A
S- 308 / 309	WEOS TO EEOS	11/07/00	1005	75	SC	16040	2174	750	-	23	-	
S- 307 / 309	SEOS TO NEOS	11/07/00	1010	75	SC	16040	2174	750	-	22	-	
S- 307 / 308	SEOS TO NEOS	11/07/00	1020	75	SC	16040	2174	750	-	144	-	
S- 306 / 308	SEOS TO NEOS	11/07/00	1030	75	SC	16040	2174	750	-	142	-	
S- 310 / 312	SEOS TO NEOS	11/07/00	1105	75	SC	16040	2174	750	-	192	DSF-303	100F
S- 310 / 311	SEOS TO NEOS	11/07/00	1115	75	SC	16040	2174	750	-	120	-	
S- 314 / 315	SEOS TO NEOS	11/07/00	1400	80	SC	16040	2174	750	-	44	-	
S- 313 / 315	SEOS TO NEOS	11/07/00	1410	80	SC	16040	2174	750	-	267	DSF-305	100H
S- 317 / 319	SEOS TO NEOS	11/07/00	1445	80	SC	16040	2174	750	-	75	-	
S- 318 / 319	EEOS TO WEOS	11/07/00	1500	80	SC	16040	2174	750	-	23	-	
S- 317 / 318	SEOS TO NEOS	11/07/00	1510	80	SC	16040	2174	750	-	137	-	
S- 316 / 318	SEOS TO NEOS	11/07/00	1520	80	SC	16040	2174	750	-	98	DSF-307	100N
S- 301 / 302	WEOS TO EEOS	11/07/00	830	75	SC	1642	2322	750	-	23	-	
S- 303 / 304	WEOS TO EEOS	11/07/00	900	75	SC	1642	2322	750	-	23	-	
S- 302 / 304	SEOS TO NEOS	11/07/00	905	75	SC	1642	2322	750	-	10	-	
S- 302 / 303	SEOS TO NEOS	11/07/00	915	75	SC	1642	2322	750	-	150	-	
S- 301 / 303	SEOS TO NEOS	11/07/00	925	75	SC	1642	2322	750	-	153	-	
S- 306 / 307	EEOS TO WEOS	11/07/00	935	75	SC	1642	2322	750	-	23	-	
S- 305 / 307	SEOS TO NEOS	11/07/00	940	75	SC	1642	2322	750	-	167	DSF-301	100B
S- 305 / 306	SEOS TO NEOS	11/07/00	955	75	SC	1642	2322	750	-	142	-	
S- 309 / 310	SEOS TO NEOS	11/07/00	1020	75	SC	1642	2322	750	-	22	-	
S- 308 / 310	SEOS TO NEOS	11/07/00	1025	75	SC	1642	2322	750	-	286	DSF-302	100E
S- 311 / 312	EEOS TO WEOS	11/07/00	1105	75	SC	1642	2322	750	-	23	-	
S- 313 / 314	EEOS TO WEOS	11/07/00	1110	75	SC	1642	2322	750	-	23	-	
S- 312 / 314	SEOS TO NEOS	11/07/00	1130	75	SC	1642	2322	750	-	44	DSF-304	100G
S- 312 / 313	SEOS TO NEOS	11/07/00	1140	75	SC	1642	2322	750	-	148	-	
S- 311 / 313	SEOS TO NEOS	11/07/00	1150	75	SC	1642	2322	750	-	120	-	
S- 316 / 317	WEOS TO EEOS	11/07/00	1410	80	SC	1642	2322	750	-	23	-	
S- 315 / 317	SEOS TO NEOS	11/07/00	1415	80	SC	1642	2322	750	-	210	DSF-306	100M
S- 315 / 316	SEOS TO NEOS	11/07/00	1430	80	SC	1642	2322	750	-	98	-	
S- 319 / 320	SEOS TO NEOS	11/07/00	1500	80	SC	1642	2322	750	-	75	-	
S- 318 / 320	SEOS TO NEOS	11/07/00	1510	80	SC	1642	2322	750	-	236	-	

TABLE I-1
GEOMEMBRANE FUSION SEAM SUMMARY
SECONDARY GEOMEMBRANE LINER
TRAIL RIDGE LANDFILL PHASES VA, VB, VC, AND VD
BALDWIN, FLORIDA

SEAM NUMBER	SEAM SECTION(1)	DATE	START TIME	AMBIENT TEMP. (F)	QA MON. (2)	WELDER I.D.		WELDING APPARATUS WEDGE TEMP. (C)		WELDED SEAM LENGTH	DESTRUC. NUMBER (3)	REMARKS
						MACH. #	TECH(2)	DIGITAL SET	INDICATOR			
S- 321 / 322	WEOS TO EEOS	11/07/00	1535	80	SC	1642	2322	750	-	23	-	
S- 323 / 324	WEOS TO EEOS	11/07/00	1540	80	SC	1642	2322	750	-	23	DSF-308	100S
S- 320 / 322	SEOS TO NEOS	11/07/00	1545	80	SC	1642	2322	750	-	234	-	
S- 320 / 321	SEOS TO NEOS	11/07/00	1600	80	SC	1642	2322	750	-	74	-	
S- 324 / 325	SEOS TO NEOS	11/07/00	1630	80	SC	1642	2322	750	-	100	-	
S- 323 / 325	SEOS TO NEOS	11/07/00	1640	80	SC	1642	2322	750	-	213	DSF-310	100X
S- 322 / 324	SEOS TO NEOS	11/07/00	1630	80	SC	16035	2174	750	-	99	DSF-309	100W
S- 322 / 323	SEOS TO NEOS	11/07/00	1640	80	SC	16035	2174	750	-	136	-	
S- 321 / 323	SEOS TO NEOS	11/07/00	1650	80	SC	16035	2174	750	-	74	-	
S- 325 / 327	SEOS TO NEOS	11/08/00	850	70	SL	1642	2322	750	-	163	-	
S- 325 / 326	SEOS TO NEOS	11/08/00	925	70	SL	1642	2322	750	-	47	-	
S- 326 / 327	WEOS TO EEOS	11/08/00	935	70	SL	1642	2322	750	-	23	-	
S- 329 / 330	SEOS TO NEOS	11/08/00	940	70	SL	1642	2322	750	-	111	DSF-311	103N
S- 328 / 330	SEOS TO NEOS	11/08/00	950	70	SL	1642	2322	750	-	200	-	
S- 332 / 334	SEOS TO NEOS	11/08/00	1025	70	SL	1642	2322	750	-	137	-	
S- 332 / 333	SEOS TO NEOS	11/08/00	1040	70	SL	1642	2322	750	-	146	DSF-313	103R
S- 331 / 333	SEOS TO NEOS	11/08/00	1050	70	SL	1642	2322	750	-	28	-	
S- 335 / 336	SEOS TO NEOS	11/08/00	1105	70	SL	1642	2322	750	-	311	-	
S- 337 / 338	WEOS TO EEOS	11/08/00	1340	75	SL	1642	2322	750	-	23	-	
S- 338 / 339	SEOS TO NEOS	11/08/00	1350	75	SL	1642	2322	750	-	149	DSF-315	105A
S- 337 / 339	SEOS TO NEOS	11/08/00	1400	75	SL	1642	2322	750	-	159	-	
S- 341 / 342	EEOS TO WEOS	11/08/00	1435	75	SL	1642	2322	750	-	23	-	
S- 340 / 342	SEOS TO NEOS	11/08/00	1445	75	SL	1642	2322	750	-	159	-	
S- 340 / 341	SEOS TO NEOS	11/08/00	1500	75	SL	1642	2322	750	-	155	DSF-317	105C
S- 344 / 345	SEOS TO NEOS	11/08/00	1530	75	SL	1642	2322	750	-	6	-	
S- 343 / 345	SEOS TO NEOS	11/08/00	1531	75	SL	1642	2322	750	-	308	-	
S- 348 / 349	WEOS TO EEOS	11/08/00	1615	75	SL	1642	2322	750	-	23	-	
S- 347 / 349	SEOS TO NEOS	11/08/00	1620	75	SL	1642	2322	750	-	29	-	
S- 347 / 348	SEOS TO NEOS	11/08/00	1625	75	SL	1642	2322	750	-	143	DSF-319	105H
S- 346 / 348	SEOS TO NEOS	11/08/00	1635	75	SL	1642	2322	750	-	140	-	
S- 328 / 329	EEOS TO WEOS	11/08/00	920	70	SL	16040	2174	750	-	23	-	
S- 327 / 329	SEOS TO NEOS	11/08/00	930	70	SL	16040	2174	750	-	121	-	
S- 327 / 328	SEOS TO NEOS	11/08/00	940	70	SL	16040	2174	750	-	151	-	
S- 326 / 328	SEOS TO NEOS	11/08/00	945	70	SL	16040	2174	750	-	47	-	
S- 331 / 332	WEOS TO EEOS	11/08/00	1000	70	SL	16040	2174	750	-	23	-	
S- 333 / 334	EEOS TO WEOS	11/08/00	1005	70	SL	16040	2174	750	-	23	-	
S- 330 / 332	SEOS TO NEOS	11/08/00	1010	70	SL	16040	2174	750	-	281	DSF-312	103P

TABLE I-1
GEOMEMBRANE FUSION SEAM SUMMARY
SECONDARY GEOMEMBRANE LINER
TRAIL RIDGE LANDFILL PHASES VA, VB, VC, AND VD
BALDWIN, FLORIDA

SEAM NUMBER	SEAM SECTION(1)	DATE	START TIME	AMBIENT TEMP. (F)	QA MON. (2)	WELDER I.D.		WELDING APPARATUS WEDGE TEMP. (C)		WELDED SEAM LENGTH	DESTRUC. NUMBER (3)	REMARKS
						MACH. #	TECH(2)	DIGITAL SET	INDICATOR			
S- 330 / 331	SEOS TO NEOS	11/08/00	1035	70	SL	16040	2174	750	-	28	-	
S- 334 / 335	SEOS TO NEOS	11/08/00	1045	70	SL	16040	2174	750	-	135	-	
S- 333 / 335	SEOS TO NEOS	11/08/00	1100	70	SL	16040	2174	750	-	174	DSF-314	103S
S- 336 / 338	SEOS TO NEOS	11/08/00	1335	75	SL	16040	2174	750	-	149	-	
S- 336 / 337	SEOS TO NEOS	11/08/00	1355	75	SL	16040	2174	750	-	159	-	
S- 339 / 340	SEOS TO NEOS	11/08/00	1415	75	SL	16040	2174	750	-	309	DSF-316	105B
S- 343 / 344	WEOS TO EEOS	11/08/00	1500	75	SL	16040	2174	750	-	23	-	
S- 342 / 344	SEOS TO NEOS	11/08/00	1515	75	SL	16040	2174	750	-	6	-	
S- 342 / 343	SEOS TO NEOS	11/08/00	1516	75	SL	16040	2174	750	-	153	-	
S- 341 / 343	SEOS TO NEOS	11/08/00	1520	75	SL	16040	2174	750	-	155	DSF-318	105D
S- 346 / 347	EEOS TO WEOS	11/08/00	1543	75	SL	16040	2174	750	-	23	-	
S- 345 / 347	SEOS TO NEOS	11/08/00	1555	75	SL	16040	2174	750	-	172	-	
S- 345 / 346	SEOS TO NEOS	11/08/00	1610	75	SL	16040	2174	750	-	140	-	
S- 351 / 352	WEOS TO EEOS	11/09/00	800	75	SC	1642	2322	750	-	23	-	
S- 350 / 352	SEOS TO NEOS	11/09/00	810	75	SC	1642	2322	750	-	193	-	
S- 350 / 351	SEOS TO NEOS	11/09/00	825	75	SC	1642	2322	750	-	118	DSF-321	104W
S- 354 / 355	SEOS TO NEOS	11/09/00	905	75	SC	1642	2322	750	-	42	-	
S- 353 / 355	SEOS TO NEOS	11/09/00	915	75	SC	1642	2322	750	-	266	-	
S- 356 / 357	WEOS TO EEOS	11/09/00	945	75	SC	1642	2322	750	-	23	-	
S- 358 / 359	WEOS TO EEOS	11/09/00	1000	75	SC	1642	2322	750	-	23	-	
S- 357 / 359	SEOS TO NEOS	11/09/00	1005	75	SC	1642	2322	750	-	56	DSF-323	105P
S- 357 / 358	SEOS TO NEOS	11/09/00	1010	75	SC	1642	2322	750	-	149	-	
S- 356 / 358	SEOS TO NEOS	11/09/00	1025	75	SC	1642	2322	750	-	109	-	
S- 360 / 361	SEOS TO NEOS	11/09/00	1055	75	SC	1642	2322	750	-	312	DSF-325	105R
S- 362 / 363	SEOS TO NEOS	11/09/00	1400	75	SC	1642	2322	750	-	309	-	
S- 366 / 367	WEOS TO EEOS	11/09/00	1445	75	SC	1642	2322	750	-	23	-	
S- 365 / 367	SEOS TO NEOS	11/09/00	1450	75	SC	1642	2322	750	-	11	-	
S- 365 / 366	SEOS TO NEOS	11/09/00	1455	75	SC	1642	2322	750	-	147	DSF-327	105T
S- 364 / 366	SEOS TO NEOS	11/09/00	1505	75	SC	1642	2322	750	-	154	-	
S- 349 / 350	SEOS TO NEOS	11/09/00	815	75	SC	16040	2174	750	-	29	DSF-320	104T
S- 348 / 350	SEOS TO NEOS	11/09/00	820	75	SC	16040	2174	750	-	279	-	
S- 353 / 354	WEOS TO EEOS	11/09/00	845	75	SC	16040	2174	750	-	23	-	
S- 352 / 354	SEOS TO NEOS	11/09/00	900	75	SC	16040	2174	750	-	42	-	
S- 352 / 353	SEOS TO NEOS	11/09/00	910	75	SC	16040	2174	750	-	150	-	
S- 351 / 353	SEOS TO NEOS	11/09/00	920	75	SC	16040	2174	750	-	118	DSF-322	105N
S- 355 / 357	SEOS TO NEOS	11/09/00	945	75	SC	16040	2174	750	-	204	-	
S- 355 / 356	SEOS TO NEOS	11/09/00	1000	75	SC	16040	2174	750	-	109	-	

TABLE I-1
GEOMEMBRANE FUSION SEAM SUMMARY
SECONDARY GEOMEMBRANE LINER
TRAIL RIDGE LANDFILL PHASES VA, VB, VC, AND VD
BALDWIN, FLORIDA

SEAM NUMBER	SEAM SECTION(1)	DATE	START TIME	AMBIENT TEMP. (F)	QA MON. (2)	WELDER I.D.		WELDING APPARATUS WEDGE TEMP. (C)		WELDED SEAM LENGTH	DESTRUC. NUMBER (3)	REMARKS
						MACH. #	TECH(2)	DIGITAL SET	INDICATOR			
S- 359 / 360	SEOS TO NEOS	11/09/00	1030	75	SC	16040	2174	750	-	56	DSF-324	105Q
S- 358 / 360	SEOS TO NEOS	11/09/00	1040	75	SC	16040	2174	750	-	223	-	
S- 361 / 362	SEOS TO NEOS	11/09/00	1100	75	SC	16040	2174	750	-	312	DSF-326	105SW
S- 363 / 365	SEOS TO NEOS	11/09/00	1400	75	SC	16040	2174	750	-	156	-	
S- 364 / 365	WEOS TO EEOS	11/09/00	1415	75	SC	16040	2174	750	-	23	-	
S- 363 / 364	SEOS TO NEOS	11/09/00	1420	75	SC	16040	2174	750	-	154	-	
S- 367 / 368	SEOS TO NEOS	11/09/00	1510	75	SC	16040	2174	750	-	11	-	
S- 366 / 368	SEOS TO NEOS	11/09/00	1515	75	SC	16040	2174	750	-	302	DSF-328	106X
S- 368 / 369	SEOS TO NEOS	11/14/00	845	65	SL	16040	2174	750	-	174	-	
S- 371 / 372	WEOS TO EEOS	01/06/01	1000	40	KG	16040	2322	750	-	180	-	
S- 374 / 375	WEOS TO EEOS	01/06/01	1100	50	KG	16040	2322	750	-	153	-	
S- 373 / 374	WEOS TO EEOS	01/06/01	1130	50	KG	16040	2322	750	-	9	-	
S- 373 / 375	WEOS TO EEOS	01/06/01	1135	50	KG	16040	2322	750	-	49	DSF-330	107K
S- 373 / 376	WEOS TO EEOS	01/06/01	1145	55	KG	16040	2322	750	-	51	-	
S- 373 / 377	WEOS TO EEOS	01/06/01	1150	55	KG	16040	2322	750	-	51	-	
S- 373 / 108F	WEOS TO EEOS	01/06/01	1155	55	KG	16040	2322	750	-	9	-	
S- 377 / 108F	WEOS TO EEOS	01/06/01	1200	55	KG	16040	2322	750	-	10	-	
S- 378 / 379	EEOS TO WEOS	01/06/01	1340	60	KG	16040	2322	750	-	128	-	
S- 380 / 381	EEOS TO WEOS	01/06/01	1400	60	KG	16040	2322	750	-	109	-	
S- 382 / 383	EEOS TO WEOS	01/06/01	1420	60	KG	16040	2322	750	-	89	DSF-332	107N
S- 384 / 385	EEOS TO WEOS	01/06/01	1435	60	KG	16040	2322	750	-	60	-	
S- 370 / 371	WEOS TO EEOS	01/06/01	930	40	KG	1630	5535	750	-	189	-	
S- 372 / 373	WEOS TO EEOS	01/06/01	1005	40	KG	1630	5535	750	-	170	DSF-329	107J
S- 375 / 376	WEOS TO 108E	01/06/01	1105	50	KG	1630	5535	750	-	31	-	
S- 375 / 376	108E TO EEOS	01/06/01	1110	50	KG	1630	5535	750	-	68	-	
S- 376 / 377	WEOS TO EEOS	01/06/01	1120	50	KG	1630	5535	750	-	59	-	
S- 374 / 378	EEOS TO WEOS	01/06/01	1340	60	KG	1630	5535	750	-	140	-	
S- 379 / 380	EEOS TO WEOS	01/06/01	1400	60	KG	1630	5535	750	-	119	DSF-331	107M
S- 381 / 382	EEOS TO WEOS	01/06/01	1420	60	KG	1630	5535	750	-	101	-	
S- 383 / 384	EEOS TO WEOS	01/06/01	1435	60	KG	1630	5535	750	-	77	-	
S- 369 / 385	SEOS TO NEOS	01/06/01	1520	60	KG	1630	5535	750	-	24	-	
S- 369 / 384	SEOS TO NEOS	01/06/01	1525	60	KG	1630	5535	750	-	25	-	
S- 369 / 383	SEOS TO NEOS	01/06/01	1530	60	KG	1630	5535	750	-	25	-	
S- 369 / 382	SEOS TO NEOS	01/06/01	1535	60	KG	1630	5535	750	-	25	-	
S- 369 / 381	SEOS TO NEOS	01/06/01	1540	60	KG	1630	5535	750	-	25	-	
S- 369 / 380	SEOS TO NEOS	01/06/01	1545	60	KG	1630	5535	750	-	25	-	
S- 369 / 379	SEOS TO NEOS	01/06/01	1550	55	KG	1630	5535	750	-	25	-	

TABLE I-1
GEOMEMBRANE FUSION SEAM SUMMARY
SECONDARY GEOMEMBRANE LINER
TRAIL RIDGE LANDFILL PHASES VA, VB, VC, AND VD
BALDWIN, FLORIDA

SEAM NUMBER	SEAM SECTION(1)	DATE	START TIME	AMBIENT TEMP. (F)	QA MON. (2)	WELDER I.D.		WELDING APPARATUS WEDGE TEMP. (C)		WELDED SEAM LENGTH	DESTRUC. NUMBER (3)	REMARKS
						MACH. #	TECH(2)	DIGITAL SET	INDICATOR			
S- 369 / 378	SEOS TO NEOS	01/06/01	1600	55	KG	1630	5535	750	-	25	-	
S- 369 / 374	SEOS TO NEOS	01/06/01	1605	55	KG	1630	5535	750	-	17	-	
S- 369 / 373	SEOS TO NEOS	01/06/01	1610	55	KG	1630	5535	750	-	23	-	
S- 369 / 372	SEOS TO NEOS	01/06/01	1615	55	KG	1630	5535	750	-	23	-	
S- 369 / 371	SEOS TO NEOS	01/06/01	1620	55	KG	1630	5535	750	-	23	-	
S- 369 / 370	SEOS TO NEOS	01/06/01	1625	55	KG	1630	5535	750	-	17	DSF-333	107P
RS- 1 / 2	WEOS TO EEOS	01/06/01	1630	55	KG	1630	5535	750	-	42	-	Rubsheet
RS- 2 / 3	EEOS TO WEOS	01/06/01	1635	55	KG	1630	5535	750	-	44	-	Rubsheet
PHASE VB												
S- 601 / 602	WEOS TO EEOS	01/25/01	905	50	CFB	16040	2174	750	-	23	-	
S- 603 / 604	WEOS TO EEOS	01/25/01	907	50	CFB	16040	2174	750	-	23	-	
S- 602 / 604	SEOS TO NEOS	01/25/01	910	50	CFB	16040	2174	750	-	73	DSF-600	601B
S- 602 / 603	SEOS TO NEOS	01/25/01	920	50	CFB	16040	2174	750	-	85	-	
S- 601 / 603	SEOS TO NEOS	01/25/01	930	50	CFB	16040	2174	750	-	138	-	
S- 606 / 607	WEOS TO EEOS	01/25/01	950	50	CFB	16040	2174	750	-	23	-	
S- 605 / 607	SEOS TO NEOS	01/25/01	1000	50	CFB	16040	2174	750	-	240	DSF-602	601D
S- 605 / 606	SEOS TO NEOS	01/25/01	1020	50	CFB	16040	2174	750	-	66	-	
S- 607 / 609	SEOS TO NEOS	01/25/01	1035	50	CFB	16040	2174	750	-	101	-	
S- 607 / 608	SEOS TO NEOS	01/25/01	1045	50	CFB	16040	2174	750	-	139	-	
S- 606 / 608	SEOS TO NEOS	01/25/01	1110	50	CFB	16040	2174	750	-	66	-	
S- 610 / 612	SEOS TO NEOS	01/25/01	1115	50	CFB	16040	2174	750	-	258	DSF-604	601H
S- 610 / 611	SEOS TO NEOS	01/25/01	1135	50	CFB	16040	2174	750	-	43	-	
S- 611 / 612	WEOS TO EEOS	01/25/01	1150	50	CFB	16040	2174	750	-	23	-	
S- 611 / 613	SEOS TO NEOS	01/25/01	1155	50	CFB	16040	2174	750	-	43	-	
S- 614 / 615	SEOS TO NEOS	01/25/01	1350	50	SC	16040	2174	750	-	110	-	
S- 613 / 615	SEOS TO NEOS	01/25/01	1405	50	SC	16040	2174	750	-	187	DSF-606	601J
S- 617 / 618	WEOS TO EEOS	01/25/01	1430	55	SC	16040	2174	750	-	23	-	
S- 616 / 618	SEOS TO NEOS	01/25/01	1435	55	SC	16040	2174	750	-	151	-	
S- 616 / 617	SEOS TO NEOS	01/25/01	1450	55	SC	16040	2174	750	-	150	-	
S- 619 / 620	SEOS TO NEOS	01/25/01	1515	55	SC	16040	2174	750	-	301	DSF-608	601N
S- 623 / 624	WEOS TO EEOS	01/25/01	1605	55	SC	16040	2174	750	-	23	-	
S- 622 / 624	SEOS TO NEOS	01/25/01	1610	55	SC	16040	2174	750	-	22	-	
S- 622 / 623	SEOS TO NEOS	01/25/01	1620	55	SC	16040	2174	750	-	140	-	
S- 621 / 623	SEOS TO NEOS	01/25/01	1630	55	SC	16040	2174	750	-	138	DSF-610	601Q
S- 625 / 627	SEOS TO NEOS	01/25/01	1655	55	SC	16040	2174	750	-	188	-	

TABLE I-1
GEOMEMBRANE FUSION SEAM SUMMARY
SECONDARY GEOMEMBRANE LINER
TRAIL RIDGE LANDFILL PHASES VA, VB, VC, AND VD
BALDWIN, FLORIDA

SEAM NUMBER	SEAM SECTION(1)	DATE	START TIME	AMBIENT TEMP. (F)	QA MON. (2)	WELDER I.D.		WELDING APPARATUS WEDGE TEMP. (C)		WELDED SEAM LENGTH	DESTRUC. NUMBER (3)	REMARKS
						MACH. #	TECH(2)	DIGITAL SET	INDICATOR			
S- 625 / 626	SEOS TO NEOS	01/25/01	1710	55	SC	16040	2174	750	-	110	-	
S- 600 / 602	SEOS TO NEOS	01/25/01	900	50	CFB	1642	2322	750	-	164	-	
S- 600 / 601	SEOS TO NEOS	01/25/01	925	50	CFB	1642	2322	750	-	136	DSF-601	601C
S- 604 / 605	SEOS TO NEOS	01/25/01	940	50	CFB	1642	2322	750	-	79	-	
S- 603 / 605	SEOS TO NEOS	01/25/01	1000	50	CFB	1642	2322	750	-	233	-	
S- 608 / 609	WEOS TO EEOS	01/25/01	1030	50	CFB	1642	2322	750	-	23	-	
S- 609 / 610	SEOS TO NEOS	01/25/01	1040	50	CFB	1642	2322	750	-	101	DSF-603	601F
S- 608 / 610	SEOS TO NEOS	01/25/01	1055	50	CFB	1642	2322	750	-	205	-	
S- 613 / 614	WEOS TO EEOS	01/25/01	1100	50	CFB	1642	2322	750	-	23	-	
S- 612 / 614	SEOS TO NEOS	01/25/01	1135	50	CFB	1642	2322	750	-	113	-	
S- 612 / 613	SEOS TO NEOS	01/25/01	1145	50	SC	1642	2322	750	-	145	DSF-605	601I
S- 615 / 616	SEOS TO NEOS	01/25/01	1400	50	SC	1642	2322	750	-	302	-	
S- 618 / 619	SEOS TO NEOS	01/25/01	1445	50	SC	1642	2322	750	-	151	DSF-607	601M
S- 617 / 619	SEOS TO NEOS	01/25/01	1500	50	SC	1642	2322	750	-	150	-	
S- 621 / 622	EEOS TO WEOS	01/25/01	1525	50	SC	1642	2322	750	-	23	-	
S- 620 / 622	SEOS TO NEOS	01/25/01	1550	50	SC	1642	2322	750	-	162	-	
S- 620 / 621	SEOS TO NEOS	01/25/01	1605	50	SC	1642	2322	750	-	138	DSF-609	601P
S- 624 / 625	SEOS TO NEOS	01/25/01	1625	50	SC	1642	2322	750	-	22	-	
S- 623 / 625	SEOS TO NEOS	01/25/01	1630	55	SC	1642	2322	750	-	278	-	
S- 626 / 627	WEOS TO EEOS	01/25/01	1700	55	SC	1642	2322	750	-	23	-	
S- 628 / 629	WEOS TO EEOS	01/26/01	845	40	SC	16040	2174	750	-	23	-	
S- 627 / 629	SEOS TO NEOS	01/26/01	850	40	SC	16040	2174	750	-	61	DSF-611	601S
S- 627 / 628	SEOS TO NEOS	01/26/01	900	40	SC	16040	2174	750	-	134	-	
S- 626 / 628	SEOS TO NEOS	01/26/01	910	40	SC	16040	2174	750	-	110	-	
S- 631 / 632	WEOS TO EEOS	01/26/01	935	45	SC	16040	2174	750	-	23	-	
S- 630 / 632	SEOS TO NEOS	01/26/01	950	45	SC	16040	2174	750	-	227	DSF-614	603E
S- 630 / 631	SEOS TO NEOS	01/26/01	1015	50	SC	16040	2174	750	-	70	-	
S- 634 / 635	SEOS TO NEOS	01/26/01	1050	50	SC	16040	2174	750	-	80	-	
S- 633 / 635	SEOS TO NEOS	01/26/01	1105	50	SC	16040	2174	750	-	214	-	
S- 637 / 639	SEOS TO NEOS	01/26/01	1135	50	SC	16040	2174	750	-	85	DSF-616	603J
S- 637 / 638	SEOS TO NEOS	01/26/01	1140	50	SC	16040	2174	750	-	138	-	
S- 636 / 638	SEOS TO NEOS	01/26/01	1150	60	SC	16040	2174	750	-	56	-	
S- 640 / 642	SEOS TO NEOS	01/26/01	1400	60	SC	16040	2174	750	-	209	-	
S- 641 / 642	WEOS TO EEOS	01/26/01	1415	60	SC	16040	2174	750	-	23	-	
S- 640 / 641	SEOS TO NEOS	01/26/01	1420	60	SC	16040	2174	750	-	69	DSF-617	603K
S- 644 / 645	SEOS TO NEOS	01/26/01	1440	60	SC	16040	2174	750	-	47	-	
S- 643 / 645	SEOS TO NEOS	01/26/01	1450	60	SC	16040	2174	750	-	227	-	

TABLE I-1
GEOMEMBRANE FUSION SEAM SUMMARY
SECONDARY GEOMEMBRANE LINER
TRAIL RIDGE LANDFILL PHASES VA, VB, VC, AND VD
BALDWIN, FLORIDA

SEAM NUMBER	SEAM SECTION(1)	DATE	START TIME	AMBIENT TEMP. (F)	QA MON. (2)	WELDER I.D.		WELDING APPARATUS WEDGE TEMP. (C)		WELDED SEAM LENGTH	DESTRUC. NUMBER (3)	REMARKS
						MACH. #	TECH(2)	DIGITAL SET	INDICATOR			
S- 647 / 648	SEOS TO NEOS	01/26/01	1510	60	SC	16040	2174	750	-	141	-	
S- 646 / 648	SEOS TO NEOS	01/26/01	1530	60	SC	16040	2174	750	-	112	DSF-619	603N
S- 650 / 652	SEOS TO NEOS	01/26/01	1605	60	SC	16040	2174	750	-	198	-	
S- 649 / 652	SEOS TO NEOS	01/26/01	1620	60	SC	16040	2174	750	-	39	-	
S- 649 / 651	SEOS TO NEOS	01/26/01	1630	60	SC	16040	2174	750	-	11	-	
S- 629 / 630	SEOS TO NEOS	01/26/01	900	45	SC	1642	2322	750	-	61	-	
S- 628 / 630	SEOS TO NEOS	01/26/01	910	45	SC	1642	2322	750	-	241	DSF-612	603A
S- 633 / 634	WEOS TO EEOS	01/26/01	940	45	SC	1642	2322	750	-	23	-	
S- 632 / 634	SEOS TO NEOS	01/26/01	950	45	SC	1642	2322	750	-	75	-	
S- 632 / 633	SEOS TO NEOS	01/26/01	1000	45	SC	1642	2322	750	-	147	-	
S- 631 / 633	SEOS TO NEOS	01/26/01	1010	45	SC	1642	2322	750	-	69	DSF-613	603D
S- 636 / 637	WEOS TO EEOS	01/26/01	1020	45	SC	1642	2322	750	-	23	-	
S- 635 / 637	SEOS TO NEOS	01/26/01	1050	50	SC	1642	2322	750	-	240	-	
S- 635 / 636	SEOS TO NEOS	01/26/01	1105	50	SC	1642	2322	750	-	56	-	
S- 638 / 639	WEOS TO EEOS	01/26/01	1120	50	SC	1642	2322	750	-	23	-	
S- 639 / 640	SEOS TO NEOS	01/26/01	1125	50	SC	1642	2322	750	-	75	-	
S- 638 / 640	SEOS TO NEOS	01/26/01	1135	50	SC	1642	2322	750	-	204	DSF-615	603I
S- 643 / 644	WEOS TO EEOS	01/26/01	1400	55	SC	1642	2322	750	-	23	-	
S- 642 / 644	SEOS TO NEOS	01/26/01	1410	60	SC	1642	2322	750	-	50	-	
S- 642 / 643	SEOS TO NEOS	01/26/01	1415	60	SC	1642	2322	750	-	159	-	
S- 641 / 643	SEOS TO NEOS	01/26/01	1430	60	SC	1642	2322	750	-	69	-	
S- 646 / 647	WEOS TO EEOS	01/26/01	1440	60	SC	1642	2322	750	-	23	-	
S- 645 / 647	SEOS TO NEOS	01/26/01	1445	60	SC	1642	2322	750	-	152	DSF-618	603M
S- 645 / 646	SEOS TO NEOS	01/26/01	1510	60	SC	1642	2322	750	-	113	-	
S- 649 / 650	WEOS TO EEOS	01/26/01	1515	60	SC	1642	2322	750	-	23	-	
S- 648 / 650	SEOS TO NEOS	01/26/01	1530	60	SC	1642	2322	750	-	208	-	
S- 648 / 649	SEOS TO NEOS	01/26/01	1545	60	SC	1642	2322	750	-	43	DSF-620	603P
S- 651 / 652	WEOS TO EEOS	01/26/01	1605	60	SC	1642	2322	750	-	23	-	
S- 652 / 653	SEOS TO NEOS	02/09/01	1420	75	SC	1642	2322	750	-	230	-	
S- 651 / 653	SEOS TO NEOS	02/09/01	1435	75	SC	1642	2322	750	-	14	-	
S- 655 / 656	SEOS TO NEOS	02/09/01	1445	75	SC	1642	2322	750	-	24	-	
S- 654 / 656	SEOS TO NEOS	02/09/01	1450	75	SC	1642	2322	750	-	205	DSF-621	605C
S- 657 / 658	WEOS TO EEOS	02/09/01	1505	75	SC	1642	2322	750	-	23	-	
S- 657 / 659	SEOS TO NEOS	02/09/01	1515	75	SC	1642	2322	750	-	172	-	
S- 658 / 659	SEOS TO NEOS	02/09/01	1525	75	SC	1642	2322	750	-	40	-	
S- 654 / 655	WEOS TO EEOS	02/09/01	1410	75	SC	16040	2174	750	-	23	-	
S- 653 / 655	SEOS TO NEOS	02/09/01	1420	75	SC	16040	2174	750	-	20	-	

TABLE I-1
GEOMEMBRANE FUSION SEAM SUMMARY
SECONDARY GEOMEMBRANE LINER
TRAIL RIDGE LANDFILL PHASES VA, VB, VC, AND VD
BALDWIN, FLORIDA

SEAM NUMBER	SEAM SECTION(1)	DATE	START TIME	AMBIENT TEMP. (F)	QA MON. (2)	WELDER I.D.		WELDING APPARATUS WEDGE TEMP. (C)		WELDED SEAM LENGTH	DESTRUC. NUMBER (3)	REMARKS
						MACH. #	TECH(2)	DIGITAL SET	INDICATOR			
S- 653 / 654	SEOS TO NEOS	02/09/01	1430	75	SC	16040	2174	750	-	212	-	
S- 656 / 657	SEOS TO NEOS	02/09/01	1445	75	SC	16040	2174	750	-	184	-	
S- 656 / 658	SEOS TO NEOS	02/09/01	1500	75	SC	16040	2174	750	-	39	DSF-622	605D
S- 662 / 663	NEOS TO SEOS	03/08/01	915	50	SC	1642	2322	750	-	23	DSF-624	605F
S- 661 / 662	WEOS TO EEOS	03/08/01	940	50	SC	1642	2322	750	-	79	-	
S- 661 / 663	WEOS TO EEOS	03/08/01	950	50	SC	1642	2322	750	-	96	-	
S- 667 / 668	NEOS TO SEOS	03/08/01	1120	60	SC	1642	2322	750	-	110	-	
S- 669 / 670	NEOS TO SEOS	03/08/01	1135	60	SC	1642	2322	750	-	75	-	
S- 671 / 672	NEOS TO SEOS	03/08/01	1345	60	SC	1642	2322	750	-	37	-	
S- 665 / 667	WEOS TO EEOS	03/08/01	1400	60	SC	1642	2322	750	-	16	-	
S- 665 / 668	WEOS TO EEOS	03/08/01	1404	60	SC	1642	2322	750	-	23	-	
S- 665 / 669	WEOS TO EEOS	03/08/01	1407	60	SC	1642	2322	750	-	23	-	
S- 665 / 670	WEOS TO EEOS	03/08/01	1409	60	SC	1642	2322	750	-	23	-	
S- 665 / 671	WEOS TO EEOS	03/08/01	1412	60	SC	1642	2322	750	-	23	-	
S- 665 / 672	WEOS TO EEOS	03/08/01	1415	60	SC	1642	2322	750	-	23	-	
S- 660 / 661	WEOS TO EEOS	03/08/01	915	50	SC	16040	2174	750	-	188	DSF-623	605E
S- 662 / 664	WEOS TO EEOS	03/08/01	930	50	SC	16040	2174	750	-	78	-	
S- 663 / 664	WEOS TO EEOS	03/08/01	940	50	SC	16040	2174	750	-	86	-	
S- 664 / 665	WEOS TO EEOS	03/08/01	1010	50	SC	16040	2174	750	-	90	-	
S- 664 / 666	WEOS TO EEOS	03/08/01	1020	50	SC	16040	2174	750	-	57	-	
S- 665 / 666	WEOS TO EEOS	03/08/01	1040	50	SC	16040	2174	750	-	52	-	
S- 668 / 669	NEOS TO SEOS	03/08/01	1130	60	SC	16040	2174	750	-	89	-	
S- 670 / 671	NEOS TO SEOS	03/08/01	1140	60	SC	16040	2174	750	-	60	-	
S- 659 / 667	SEOS TO NEOS	03/08/01	1415	60	SC	16040	2174	750	-	113	-	
S- 659 / 664	SEOS TO NEOS	03/08/01	1420	60	SC	16040	2174	750	-	23	-	
S- 659 / 662	SEOS TO NEOS	03/08/01	1425	60	SC	16040	2174	750	-	23	-	
S- 659 / 661	SEOS TO NEOS	03/08/01	1435	60	SC	16040	2174	750	-	23	-	
S- 659 / 660	SEOS TO NEOS	03/08/01	1445	60	SC	16040	2174	750	-	23	-	
S- RS1 / RS2	NEOS TO SEOS	03/08/01	1630	60	SC	16040	2174	750	-	41	-	Rubsheet
S- RS2 / RS3	SEOS TO NEOS	03/08/01	1645	60	SC	16040	2174	750	-	55	-	Rubsheet
PHASE VC												
S- 400 / 402	SEOS TO NEOS	12/12/00	800	65	SC	16040	2174	4.5	750	167	-	
S- 400 / 401	SEOS TO NEOS	12/12/00	815	65	SC	16040	2174	4.5	750	135	-	
S- 409 / 410	EEOS TO WEOS	12/12/00	845	65	SC	16040	2174	4.5	750	65	-	
S- 410 / 411	EEOS TO WEOS	12/12/00	855	65	SC	16040	2174	4.5	750	64	-	

TABLE I-1
GEOMEMBRANE FUSION SEAM SUMMARY
SECONDARY GEOMEMBRANE LINER
TRAIL RIDGE LANDFILL PHASES VA, VB, VC, AND VD
BALDWIN, FLORIDA

SEAM NUMBER	SEAM SECTION(1)	DATE	START TIME	AMBIENT TEMP. (F)	QA MON. (2)	WELDER I.D.		WELDING APPARATUS WEDGE TEMP. (C)		WELDED SEAM LENGTH	DESTRUC. NUMBER (3)	REMARKS
						MACH. #	TECH(2)	DIGITAL SET	INDICATOR			
S- 411 / 412	EEOS TO WEOS	12/12/00	910	65	SC	16040	2174	4.5	750	66	DSF-350	151M
S- 412 / 413	EEOS TO WEOS	12/12/00	935	65	SC	16040	2174	4.5	750	68	-	
S- 413 / 414	EEOS TO WEOS	12/12/00	940	65	SC	16040	2174	4.5	750	66	-	
S- 400 / 416	SEOS TO NEOS	12/12/00	955	65	SC	16040	2174	4.5	750	15	-	
S- 400 / 415	SEOS TO NEOS	12/12/00	958	65	SC	16040	2174	4.5	750	23	-	
S- 400 / 414	SEOS TO NEOS	12/12/00	1000	65	SC	16040	2174	4.5	750	23	-	
S- 400 / 413	SEOS TO NEOS	12/12/00	1003	65	SC	16040	2174	4.5	750	23	-	
S- 400 / 412	SEOS TO NEOS	12/12/00	1005	65	SC	16040	2174	4.5	750	23	-	
S- 400 / 411	SEOS TO NEOS	12/12/00	1007	65	SC	16040	2174	4.5	750	23	-	
S- 400 / 410	SEOS TO NEOS	12/12/00	1010	65	SC	16040	2174	4.5	750	23	-	
S- 400 / 409	SEOS TO NEOS	12/12/00	1013	65	SC	16040	2174	4.5	750	23	-	
S- 400 / 408	SEOS TO NEOS	12/12/00	1015	65	SC	16040	2174	4.5	750	23	-	
S- 400 / 407	SEOS TO NEOS	12/12/00	1018	65	SC	16040	2174	4.5	750	23	-	
S- 400 / 406	SEOS TO NEOS	12/12/00	1020	65	SC	16040	2174	4.5	750	23	-	
S- 400 / 405	SEOS TO NEOS	12/12/00	1023	65	SC	16040	2174	4.5	750	23	-	
S- 400 / 404	SEOS TO NEOS	12/12/00	1026	65	SC	16040	2174	4.5	750	23	-	
S- 400 / 403	SEOS TO NEOS	12/12/00	1031	65	SC	16040	2174	4.5	750	20	-	
S- 418 / 419	SEOS TO NEOS	12/12/00	1040	65	SC	16040	2174	4.5	750	75	DSF-353	152D
S- 417 / 419	SEOS TO NEOS	12/12/00	1050	65	SC	16040	2174	4.5	750	235	-	
S- 422 / 423	EEOS TO WEOS	12/12/00	1115	65	SC	16040	2174	4.5	750	23	-	
S- 421 / 423	SEOS TO NEOS	12/12/00	1120	65	SC	16040	2174	4.5	750	112	-	
S- 421 / 422	SEOS TO NEOS	12/12/00	1130	65	SC	16040	2174	4.5	750	134	DSF-354	152E
S- 424 / 425	SEOS TO NEOS	12/12/00	1330	65	SC	16040	2174	5.0	750	30	-	
S- 426 / 427	EEOS TO WEOS	12/12/00	1410	65	SC	16040	2174	5.0	750	23	-	
S- 425 / 427	SEOS TO NEOS	12/12/00	1425	65	SC	16040	2174	5.0	750	160	DSF-357	152H
S- 425 / 426	SEOS TO NEOS	12/12/00	1450	65	SC	16040	2174	5.0	750	149	-	
S- 431 / 432	WEOS TO EEOS	12/12/00	1505	65	SC	16040	2174	5.0	750	23	-	
S- 430 / 432	SEOS TO NEOS	12/12/00	1510	65	SC	16040	2174	5.0	750	188	-	
S- 430 / 431	SEOS TO NEOS	12/12/00	1530	65	SC	16040	2174	5.0	750	112	DSF-358	152N
S- 432 / 434	SEOS TO NEOS	12/12/00	1550	65	SC	16040	2174	5.0	750	38	-	
S- 432 / 433	SEOS TO NEOS	12/12/00	1600	65	SC	16040	2174	5.0	750	268	-	
S- 431 / 433	SEOS TO NEOS	12/12/00	1620	65	SC	16040	2174	5.0	750	379	-	
S- 401 / 402	EEOS TO WEOS	12/12/00	800	65	SC	1642	5535	5.0	750	23	-	
S- 403 / 404	WEOS TO EEOS	12/12/00	810	65	SC	1642	5535	5.0	750	57	-	
S- 404 / 405	WEOS TO EEOS	12/12/00	815	65	SC	1642	5535	5.0	750	58	-	
S- 405 / 406	WEOS TO EEOS	12/12/00	820	65	SC	1642	5535	5.0	750	60	-	
S- 406 / 407	WEOS TO EEOS	12/12/00	830	65	SC	1642	5535	5.0	750	58	-	

TABLE I-1
GEOMEMBRANE FUSION SEAM SUMMARY
SECONDARY GEOMEMBRANE LINER
TRAIL RIDGE LANDFILL PHASES VA, VB, VC, AND VD
BALDWIN, FLORIDA

SEAM NUMBER	SEAM SECTION(1)	DATE	START TIME	AMBIENT TEMP. (F)	QA MON. (2)	WELDER I.D.		WELDING APPARATUS WEDGE TEMP. (C)		WELDED SEAM LENGTH	DESTRUC. NUMBER (3)	REMARKS
						MACH. #	TECH(2)	DIGITAL SET	INDICATOR			
S- 407 / 150A	SEOS TO NEOS	12/12/00	840	65	SC	1642	5535	5.0	750	23	-	
S- 407 / 408	WEOS TO EEOS	12/12/00	845	65	SC	1642	5535	5.0	750	63	DSF-351	151N
S- 408 / 409	EEOS TO WEOS	12/12/00	900	65	SC	1642	5535	5.0	750	64	-	
S- 414 / 415	EEOS TO WEOS	12/12/00	930	65	SC	1642	5535	5.0	750	68	-	
S- 415 / 416	WEOS TO EEOS	12/12/00	940	65	SC	1642	5535	5.0	750	67	-	
S- 417 / 418	WEOS TO EEOS	12/12/00	1000	65	SC	1642	5535	5.0	750	23	-	
S- 402 / 418	SEOS TO NEOS	12/12/00	1010	65	SC	1642	5535	5.0	750	75	-	
S- 402 / 417	SEOS TO NEOS	12/12/00	1020	65	SC	1642	5535	5.0	750	92	-	
S- 401 / 417	SEOS TO NEOS	12/12/00	1030	65	SC	1642	5535	5.0	750	137	DSF-352	151T
S- 420 / 421	WEOS TO EEOS	12/12/00	1050	65	SC	1642	5535	5.0	750	23	-	
S- 419 / 421	SEOS TO NEOS	12/12/00	1105	65	SC	1642	5535	5.0	750	244	-	
S- 419 / 420	SEOS TO NEOS	12/12/00	1130	65	SC	1642	5535	5.0	750	60	-	
S- 420 / 422	SEOS TO NEOS	12/12/00	1135	65	SC	1642	5535	5.0	750	60	-	
S- 423 / 424	SEOS TO NEOS	12/12/00	1335	65	SC	1642	5535	5.0	750	307	DSF-355	152F
S- 422 / 424	SEOS TO NEOS	12/12/00	1350	65	SC	1642	5535	5.0	750	185	-	
S- 428 / 429	WEOS TO EEOS	12/12/00	1410	65	SC	1642	5535	5.0	750	23	-	
S- 427 / 429	SEOS TO NEOS	12/12/00	1425	65	SC	1642	5535	5.0	750	11	-	
S- 427 / 428	SEOS TO NEOS	12/12/00	1430	65	SC	1642	5535	5.0	750	150	-	
S- 426 / 428	SEOS TO NEOS	12/12/00	1450	65	SC	1642	5535	5.0	750	149	DSF-356	152G
S- 429 / 430	SEOS TO NEOS	12/12/00	1505	65	SC	1642	5535	5.0	750	11	-	
S- 428 / 430	SEOS TO NEOS	12/12/00	1510	65	SC	1642	5535	5.0	750	290	-	
S- 433 / 434	WEOS TO EEOS	12/12/00	1535	65	SC	1642	5535	5.0	750	23	-	
S- 434 / 435	SEOS TO NEOS	12/12/00	1550	65	SC	1642	5535	5.0	750	38	DSF-359	152P
S- 433 / 435	SEOS TO NEOS	12/12/00	1605	65	SC	1642	5535	5.0	750	263	-	
S- 435 / 437	SEOS TO NEOS	12/13/00	800	50	KG	16040	2174	5.0	750	188	DSF-360	153A
S- 435 / 436	SEOS TO NEOS	12/13/00	825	50	KG	16040	2174	5.0	750	113	-	
S- 439 / 440	SEOS TO NEOS	12/13/00	845	50	KG	16040	2174	5.0	750	40	-	
S- 438 / 440	SEOS TO NEOS	12/13/00	855	50	KG	16040	2174	5.0	750	261	DSF-362	153C
S- 443 / 444	WEOS TO EEOS	12/13/00	930	50	KG	16040	2174	5.0	750	23	-	
S- 442 / 444	SEOS TO NEOS	12/13/00	940	50	KG	16040	2174	5.0	750	39	-	
S- 442 / 443	SEOS TO NEOS	12/13/00	950	50	KG	16040	2174	5.0	750	154	-	
S- 441 / 443	SEOS TO NEOS	12/13/00	1010	50	KG	16040	2174	5.0	750	106	-	
S- 445 / 447	SEOS TO NEOS	12/13/00	1030	60	KG	16040	2174	5.0	750	192	DSF-364	153E
S- 446 / 447	WEOS TO EEOS	12/13/00	1045	60	KG	16040	2174	5.0	750	23	-	
S- 445 / 446	SEOS TO NEOS	12/13/00	1050	60	KG	16040	2174	5.0	750	110	-	
S- 449 / 450	SEOS TO NEOS	12/13/00	1105	60	KG	16040	2174	5.0	750	50	-	
S- 448 / 450	SEOS TO NEOS	12/13/00	1110	60	KG	16040	2174	5.0	750	251	DSF-366	153M

TABLE I-1
GEOMEMBRANE FUSION SEAM SUMMARY
SECONDARY GEOMEMBRANE LINER
TRAIL RIDGE LANDFILL PHASES VA, VB, VC, AND VD
BALDWIN, FLORIDA

SEAM NUMBER	SEAM SECTION(1)	DATE	START TIME	AMBIENT TEMP. (F)	QA MON. (2)	WELDER I.D.		WELDING APPARATUS WEDGE TEMP. (C)		WELDED SEAM LENGTH	DESTRUC. NUMBER (3)	REMARKS
						MACH. #	TECH(2)	DIGITAL SET	INDICATOR			
S- 450 / 451	SEOS TO NEOS	12/13/00	1145	60	KG	16040	2174	5.0	750	78	-	
S- 452 / 454	SEOS TO NEOS	12/13/00	1350	60	CFB	16040	2174	5.0	750	76	-	
S- 452 / 453	SEOS TO NEOS	12/13/00	1358	60	CFB	16040	2174	5.0	750	152	-	
S- 451 / 453	SEOS TO NEOS	12/13/00	1410	60	CFB	16040	2174	5.0	750	76	-	
S- 455 / 457	SEOS TO NEOS	12/13/00	1425	60	CFB	16040	2174	5.0	750	234	DSF-368	155G
S- 456 / 457	WEOS TO EEOS	12/13/00	1455	60	CFB	16040	2174	5.0	750	23	-	
S- 455 / 456	SEOS TO NEOS	12/13/00	1500	60	CFB	16040	2174	5.0	750	67	-	
S- 436 / 437	WEOS TO EEOS	12/13/00	800	50	KG	1642	5535	5.0	750	23	-	
S- 438 / 439	WEOS TO EEOS	12/13/00	805	50	KG	1642	5535	5.0	750	23	-	
S- 437 / 439	SEOS TO NEOS	12/13/00	815	50	KG	1642	5535	5.0	750	39	-	
S- 437 / 438	SEOS TO NEOS	12/13/00	820	50	KG	1642	5535	5.0	750	150	DSF-361	153B
S- 436 / 438	SEOS TO NEOS	12/13/00	830	50	KG	1642	5535	5.0	750	113	-	
S- 441 / 442	WEOS TO EEOS	12/13/00	850	50	KG	1642	5535	5.0	750	23	-	
S- 440 / 442	SEOS TO NEOS	12/13/00	900	50	KG	1642	5535	5.0	750	197	-	
S- 440 / 441	SEOS TO NEOS	12/13/00	920	50	KG	1642	5535	5.0	750	106	-	
S- 444 / 445	SEOS TO NEOS	12/13/00	945	50	KG	1642	5535	5.0	750	41	DSF-363	153D
S- 443 / 445	SEOS TO NEOS	12/13/00	950	50	KG	1642	5535	5.0	750	263	-	
S- 448 / 449	WEOS TO EEOS	12/13/00	1030	55	KG	1642	5535	5.0	750	23	-	
S- 447 / 449	SEOS TO NEOS	12/13/00	1035	60	KG	1642	5535	5.0	750	49	-	
S- 447 / 448	SEOS TO NEOS	12/13/00	1040	60	KG	1642	5535	5.0	750	143	DSF-365	153I
S- 446 / 448	SEOS TO NEOS	12/13/00	1100	60	KG	1642	5535	5.0	750	111	-	
S- 451 / 452	WEOS TO EEOS	12/13/00	1115	60	KG	1642	5535	5.0	750	23	-	
S- 450 / 452	SEOS TO NEOS	12/13/00	1125	60	KG	1642	5535	5.0	750	223	-	
S- 453 / 454	WEOS TO EEOS	12/13/00	1350	60	CFB	1642	5535	5.0	750	23	-	
S- 454 / 455	SEOS TO NEOS	12/13/00	1355	60	CFB	1642	5535	5.0	750	76	-	
S- 453 / 455	SEOS TO NEOS	12/13/00	1405	60	CFB	1642	5535	5.0	750	228	DSF-367	155P
S- 458 / 459	EEOS TO WEOS	12/13/00	1435	60	CFB	1642	5535	5.0	750	23	-	
S- 457 / 459	SEOS TO NEOS	12/13/00	1445	60	CFB	1642	5535	5.0	750	86	-	
S- 457 / 458	SEOS TO NEOS	12/13/00	1455	60	CFB	1642	5535	5.0	750	149	-	
S- 456 / 458	SEOS TO NEOS	12/13/00	1510	60	CFB	1642	5535	5.0	750	67	DSF-369	155R
S- 459 / 460	SEOS TO NEOS	12/13/00	1525	60	CFB	1642	5535	5.0	750	86	-	
S- 458 / 460	SEOS TO NEOS	12/13/00	1540	60	CFB	1642	5535	5.0	750	216	-	
S- 461 / 462	WEOS TO EEOS	12/13/00	1555	60	CFB	1642	5535	5.0	750	23	-	
S- 460 / 462	SEOS TO NEOS	12/13/00	1605	60	CFB	1642	5535	5.0	750	244	DSF-370	155S
S- 460 / 461	SEOS TO NEOS	12/13/00	1630	60	CFB	1642	5535	5.0	750	69	-	
S- 462 / 464	SEOS TO NEOS	12/14/00	750	60	SC	16040	2174	5.0	750	96	-	
S- 462 / 463	SEOS TO NEOS	12/14/00	810	60	SC	16040	2174	5.0	750	140	DSF-371	155T

TABLE I-1
GEOMEMBRANE FUSION SEAM SUMMARY
SECONDARY GEOMEMBRANE LINER
TRAIL RIDGE LANDFILL PHASES VA, VB, VC, AND VD
BALDWIN, FLORIDA

SEAM NUMBER	SEAM SECTION(1)	DATE	START TIME	AMBIENT TEMP. (F)	QA MON. (2)	WELDER I.D.		WELDING APPARATUS WEDGE TEMP. (C)		WELDED SEAM LENGTH	DESTRUC. NUMBER (3)	REMARKS
						MACH. #	TECH(2)	DIGITAL SET	INDICATOR			
S- 461 / 463	SEOS TO NEOS	12/14/00	820	60	SC	16040	2174	5.0	750	63	-	
S- 466 / 467	EEOS TO WEOS	12/14/00	830	60	SC	16040	2174	5.0	750	23	-	
S- 465 / 467	SEOS TO NEOS	12/14/00	850	60	SC	16040	2174	5.0	750	240	-	
S- 465 / 466	SEOS TO NEOS	12/14/00	915	60	SC	16040	2174	5.0	750	59	-	
S- 463 / 464	EEOS TO WEOS	12/14/00	805	60	SC	1642	5535	4.5	750	23	-	
S- 464 / 465	SEOS TO NEOS	12/14/00	815	60	SC	1642	5535	4.5	750	96	-	
S- 463 / 465	SEOS TO NEOS	12/14/00	820	60	SC	1642	5535	4.5	750	204	DSF-372	155W
S- 468 / 469	EEOS TO WEOS	12/14/00	835	60	SC	1642	5535	4.5	750	23	-	
S- 467 / 469	SEOS TO NEOS	12/14/00	900	60	SC	1642	5535	4.5	750	85	-	
S- 467 / 468	SEOS TO NEOS	12/14/00	915	60	SC	1642	5535	4.5	750	155	-	
S- 466 / 468	SEOS TO NEOS	12/14/00	925	60	SC	1642	5535	4.5	750	59	-	
S- 469 / 470	SEOS TO NEOS	12/14/00	1000	60	SC	1642	5535	4.5	750	89	DSF-373	153W
S- 468 / 470	SEOS TO NEOS	12/14/00	1010	60	SC	1642	5535	4.5	750	210	-	
S- 471 / 472	EEOS TO WEOS	12/14/00	1040	60	SC	1642	5535	4.5	750	23	-	
S- 470 / 472	SEOS TO NEOS	12/14/00	1050	60	SC	1642	5535	4.5	750	246	DSF-374	153X
S- 470 / 471	SEOS TO NEOS	12/14/00	1100	60	SC	1642	5535	4.5	750	50	-	
S- 473 / 474	SEOS TO NEOS	01/11/01	1335	60	KG	16045	5535	4.0	750	301	DSF-375	157A
S- 477 / 478	WEOS TO EEOS	01/11/01	1415	60	KG	16045	5535	4.0	750	23	-	
S- 476 / 478	SEOS TO NEOS	01/11/01	1430	60	KG	16045	5535	4.0	750	150	-	
S- 475 / 478	SEOS TO NEOS	01/11/01	1450	60	KG	16045	5535	4.0	750	3	-	
S- 475 / 477	SEOS TO NEOS	01/11/01	1500	60	KG	16045	5535	4.0	750	149	DSF-377	157C
S- 481 / 482	WEOS TO EEOS	01/11/01	1510	60	KG	16045	5535	4.0	750	23	-	
S- 482 / 483	WEOS TO EEOS	01/11/01	1520	60	KG	16045	5535	4.0	750	23	-	
S- 480 / 483	SEOS TO NEOS	01/11/01	1525	60	KG	16045	5535	4.0	750	22	-	
S- 480 / 482	SEOS TO 157D	01/11/01	1530	60	KG	16045	5535	4.0	750	32	-	
S- 480 / 482	157D TO NEOS	01/11/01	1535	60	KG	16045	5535	4.0	750	94	-	
S- 480 / 481	SEOS TO NEOS	01/11/01	1550	60	KG	16045	5535	4.0	750	10	-	
S- 479 / 481	SEOS TO NEOS	01/11/01	1555	60	KG	16045	5535	4.0	750	142	-	
S- 484 / 485	WEOS TO EEOS	01/11/01	1615	55	KG	16045	5535	4.0	750	23	-	
S- 486 / 487	SEOS TO NEOS	01/11/01	1625	55	KG	16045	5535	4.0	750	10	-	
S- 485 / 487	SEOS TO NEOS	01/11/01	1627	55	KG	16045	5535	4.0	750	155	DSF-379	157F
S- 484 / 487	SEOS TO NEOS	01/11/01	1645	55	KG	16045	5535	4.0	750	135	-	
S- 489 / 490	SEOS TO NEOS	01/11/01	1710	55	KG	16045	5535	4.0	750	149	-	
S- 488 / 490	SEOS TO 157H	01/11/01	1720	55	KG	16045	5535	4.0	750	84	-	
S- 472 / 473	SEOS TO NEOS	01/11/01	1330	60	KG	16040	2174	5.0	750	245	-	
S- 471 / 473	SEOS TO NEOS	01/11/01	1355	60	KG	16040	2174	5.0	750	55	-	
S- 475 / 476	WEOS TO EEOS	01/11/01	1410	60	KG	16040	2174	5.0	750	23	-	

TABLE I-1
GEOMEMBRANE FUSION SEAM SUMMARY
SECONDARY GEOMEMBRANE LINER
TRAIL RIDGE LANDFILL PHASES VA, VB, VC, AND VD
BALDWIN, FLORIDA

SEAM NUMBER	SEAM SECTION(1)	DATE	START TIME	AMBIENT TEMP. (F)	QA MON. (2)	WELDER I.D.		WELDING APPARATUS WEDGE TEMP. (C)		WELDED SEAM LENGTH	DESTRUC. NUMBER (3)	REMARKS
						MACH. #	TECH(2)	DIGITAL SET	INDICATOR			
S- 474 / 476	SEOS TO NEOS	01/11/01	1430	60	KG	16040	2174	5.0	750	150	DSF-376	157B
S- 474 / 475	SEOS TO NEOS	01/11/01	1450	60	KG	16040	2174	5.0	750	152	-	
S- 479 / 480	WEOS TO EEOS	01/11/01	1505	60	KG	16040	2174	5.0	750	23	-	
S- 478 / 480	SEOS TO NEOS	01/11/01	1516	60	KG	16040	2174	5.0	750	153	-	
S- 477 / 480	SEOS TO NEOS	01/11/01	1540	60	KG	16040	2174	5.0	750	5	-	
S- 477 / 479	SEOS TO NEOS	01/11/01	1545	60	KG	16040	2174	5.0	750	144	DSF-378	157E
S- 485 / 486	WEOS TO EEOS	01/11/01	1600	60	KG	16040	2174	5.0	750	23	-	
S- 483 / 486	SEOS TO NEOS	01/11/01	1605	60	KG	16040	2174	5.0	750	9	-	
S- 483 / 485	SEOS TO NEOS	01/11/01	1607	55	KG	16040	2174	5.0	750	13	-	
S- 482 / 485	SEOS TO NEOS	01/11/01	1615	55	KG	16040	2174	5.0	750	128	-	
S- 481 / 485	SEOS TO NEOS	01/11/01	1625	55	KG	16040	2174	5.0	750	7	-	
S- 481 / 484	SEOS TO NEOS	01/11/01	1630	55	KG	16040	2174	5.0	750	132	-	
S- 487 / 489	SEOS TO NEOS	01/11/01	1645	55	KG	16040	2174	5.0	750	147	DSF-380	157G
S- 487 / 488	SEOS TO NEOS	01/11/01	1705	55	KG	16040	2174	5.0	750	149	-	
S- 488 / 489	WEOS TO EEOS	01/11/01	1700	55	KG	16040	2174	5.0	750	23	-	
S- 488 / 490	157H TO NEOS	01/11/01	1720	55	KG	16040	2174	5.0	750	61	-	
S- 490 / 491	SEOS TO NEOS	01/16/01	1400	65	KG	16040	2174	5.0	750	295	-	
S- 492 / 493	WEOS TO EEOS	01/16/01	1435	65	KG	16040	2174	5.0	750	23	-	
S- 494 / 495	WEOS TO EEOS	01/16/01	1440	65	KG	16040	2174	5.0	750	23	-	
S- 493 / 495	SEOS TO NEOS	01/16/01	1500	65	KG	16040	2174	5.0	750	82	DSF-382	157P
S- 493 / 494	SEOS TO NEOS	01/16/01	1510	65	KG	16040	2174	5.0	750	157	-	
S- 492 / 494	SEOS TO NEOS	01/16/01	1520	65	KG	16040	2174	5.0	750	60	-	
S- 496 / 498	SEOS TO 157Q	01/16/01	1537	65	KG	16040	2174	5.0	750	150	-	
S- 491 / 493	SEOS TO NEOS	01/16/01	1415	65	KG	1642	2322	5.0	750	239	DSF-381	157N
S- 491 / 492	SEOS TO NEOS	01/16/01	1430	65	KG	1642	2322	5.0	750	58	-	
S- 495 / 496	SEOS TO NEOS	01/16/01	1455	65	KG	1642	2322	5.0	750	83	-	
S- 494 / 496	SEOS TO NEOS	01/16/01	1500	65	KG	1642	2322	5.0	750	215	-	
S- 497 / 498	WEOS TO EEOS	01/16/01	1530	65	KG	1642	2322	5.0	750	23	-	
S- 496 / 498	157Q TO NEOS	01/16/01	1540	65	KG	1642	2322	5.0	750	73	DSF-383	157R
S- 496 / 497	SEOS TO NEOS	01/16/01	1545	65	KG	1642	2322	5.0	750	74	-	
S- 498 / 500	SEOS TO NEOS	02/22/01	900	70	CFB	16040	2174	5.0	750	60	-	
S- 498 / 499	SEOS TO NEOS	02/22/01	910	70	CFB	16040	2174	5.0	750	166	-	
S- 497 / 499	SEOS TO NEOS	02/22/01	940	70	CFB	16040	2174	5.0	750	75	-	
S- 502 / 503	WEOS TO EEOS	02/22/01	945	70	CFB	16040	2174	5.0	750	23	DSF-385	157T
S- 501 / 503	SEOS TO NEOS	02/22/01	1000	70	CFB	16040	2174	5.0	750	213	-	
S- 501 / 502	SEOS TO NEOS	02/22/01	1025	70	CFB	16040	2174	5.0	750	80	-	
S- 505 / 506	SEOS TO NEOS	02/22/01	1040	70	CFB	16040	2174	5.0	750	51	-	

TABLE I-1
GEOMEMBRANE FUSION SEAM SUMMARY
SECONDARY GEOMEMBRANE LINER
TRAIL RIDGE LANDFILL PHASES VA, VB, VC, AND VD
BALDWIN, FLORIDA

SEAM NUMBER	SEAM SECTION(1)	DATE	START TIME	AMBIENT TEMP. (F)	QA MON. (2)	WELDER I.D.		WELDING APPARATUS WEDGE TEMP. (C)		WELDED SEAM LENGTH	DESTRUC. NUMBER (3)	REMARKS
						MACH. #	TECH(2)	DIGITAL SET	INDICATOR			
S- 504 / 506	SEOS TO NEOS	02/22/01	1050	70	CFB	16040	2174	5.0	750	249	DSF-387	158E
S- 499 / 500	EEOS TO WEOS	02/22/01	855	65	CFB	1642	5535	5.0	750	23	-	
S- 500 / 501	SEOS TO NEOS	02/22/01	902	70	CFB	1642	5535	5.0	750	60	-	
S- 499 / 501	SEOS TO NEOS	02/22/01	908	70	CFB	1642	5535	5.0	750	242	DSF-384	157S
S- 504 / 505	EEOS TO WEOS	02/22/01	940	70	CFB	1642	5535	5.0	750	23	-	
S- 503 / 505	SEOS TO NEOS	02/22/01	950	70	CFB	1642	5535	5.0	750	51	-	
S- 503 / 504	SEOS TO NEOS	02/22/01	1005	70	CFB	1642	5535	5.0	750	163	-	
S- 502 / 504	SEOS TO NEOS	02/22/01	1015	70	CFB	1642	5535	5.0	750	86	DSF-386	157W
S- 507 / 508	WEOS TO EEOS	02/22/01	1030	70	CFB	1642	5535	5.0	750	23	-	
S- 506 / 508	SEOS TO NEOS	02/22/01	1040	70	CFB	1642	5535	5.0	750	204	-	
S- 506 / 507	SEOS TO NEOS	02/22/01	1050	70	CFB	1642	5535	5.0	750	99	-	
S- 509 / 510	WEOS TO EEOS	02/23/01	845	60	SC	16040	2174	5.0	750	23	-	
S- 508 / 510	SEOS TO NEOS	02/23/01	855	60	SC	16040	2174	5.0	750	55	-	
S- 508 / 509	SEOS TO NEOS	02/23/01	900	60	SC	16040	2174	5.0	750	150	-	
S- 507 / 509	SEOS TO NEOS	02/23/01	910	60	SC	16040	2174	5.0	750	100	DSF-388	154X
S- 510 / 511	SEOS TO NEOS	02/23/01	930	60	SC	16040	2174	5.0	750	53	-	
S- 509 / 511	SEOS TO NEOS	02/23/01	940	60	SC	16040	2174	5.0	750	248	-	
PHASE VD												
S- 700 / 701	SEOS TO NEOS	02/16/01	845	65	SC	1642	5535	5.0	750	297	-	
S- 705 / 706	EEOS TO WEOS	02/16/01	925	65	SC	1642	5535	5.0	750	57	-	
S- 707 / 708	EEOS TO WEOS	02/16/01	935	65	SC	1642	5535	5.0	750	60	DSF-701	700B
S- 709 / 710	EEOS TO WEOS	02/16/01	940	65	SC	1642	5535	5.0	750	60	-	
S- 711 / 712	EEOS TO WEOS	02/16/01	950	65	SC	1642	5535	5.0	750	60	-	
S- 713 / 714	EEOS TO WEOS	02/16/01	1010	65	SC	1642	5535	5.0	750	62	-	
S- 715 / 716	EEOS TO WEOS	02/16/01	1020	65	SC	1642	5535	5.0	750	61	-	
S- 717 / 718	EEOS TO WEOS	02/16/01	1050	65	SC	1642	5535	5.0	750	23	-	
S- 701 / 718	SEOS TO NEOS	02/16/01	1055	65	SC	1642	5535	5.0	750	162	-	
S- 701 / 717	SEOS TO NEOS	02/16/01	1110	65	SC	1642	5535	5.0	750	134	DSF-703	700E
S- 720 / 721	SEOS TO NEOS	02/16/01	1120	65	SC	1642	5535	5.0	750	24	-	
S- 719 / 721	SEOS TO NEOS	02/16/01	1130	65	SC	1642	5535	5.0	750	305	-	
S- 724 / 725	WEOS TO EEOS	02/16/01	1350	65	SC	1642	5535	5.0	750	23	-	
S- 723 / 725	SEOS TO NEOS	02/16/01	1400	65	SC	1642	5535	5.0	750	50	DSF-705	700X
S- 723 / 724	SEOS TO NEOS	02/16/01	1415	65	SC	1642	5535	5.0	750	141	-	
S- 722 / 724	SEOS TO NEOS	02/16/01	1425	65	SC	1642	5535	5.0	750	115	-	
S- 727 / 728	WEOS TO EEOS	02/16/01	1429	65	SC	1642	5535	5.0	750	23	-	

TABLE I-1
GEOMEMBRANE FUSION SEAM SUMMARY
SECONDARY GEOMEMBRANE LINER
TRAIL RIDGE LANDFILL PHASES VA, VB, VC, AND VD
BALDWIN, FLORIDA

SEAM NUMBER	SEAM SECTION(1)	DATE	START TIME	AMBIENT TEMP. (F)	QA MON. (2)	WELDER I.D.		WELDING APPARATUS WEDGE TEMP. (C)		WELDED SEAM LENGTH	DESTRUC. NUMBER (3)	REMARKS
						MACH. #	TECH(2)	DIGITAL SET	INDICATOR			
S- 726 / 728	SEOS TO NEOS	02/16/01	1440	70	SC	1642	5535	5.0	750	206	DSF-707	700N
S- 726 / 727	SEOS TO NEOS	02/16/01	1450	70	SC	1642	5535	5.0	750	97	-	
S- 730 / 731	SEOS TO NEOS	02/16/01	1510	70	SC	1642	5535	5.0	750	51	-	
S- 729 / 731	SEOS TO NEOS	02/16/01	1520	70	SC	1642	5535	5.0	750	247	-	
S- 734 / 735	EEOS TO WEOS	02/16/01	1545	70	SC	1642	5535	5.0	750	23	-	
S- 733 / 735	SEOS TO NEOS	02/16/01	1555	70	SC	1642	5535	5.0	750	71	DSF-708	700P
S- 733 / 734	SEOS TO NEOS	02/16/01	1605	70	SC	1642	5535	5.0	750	146	-	
S- 732 / 734	SEOS TO NEOS	02/16/01	1615	70	SC	1642	5535	5.0	750	87	-	
S- 736 / 738	SEOS TO NEOS	02/16/01	1635	70	SC	1642	5535	5.0	750	230	DSF-711	700S
S- 736 / 737	SEOS TO NEOS	02/16/01	1650	70	SC	1642	5535	5.0	750	71	-	
S- 737 / 738	WEOS TO EEOS	02/16/01	1710	70	SC	1642	5535	5.0	750	23	-	
S- 700 / 702	SEOS TO NEOS	02/16/01	855	65	SC	16040	2174	5.0	750	23	-	
S- 702 / 703	SEOS TO NEOS	02/16/01	900	65	SC	16040	2174	5.0	750	23	-	
S- 702 / 704	EEOS TO WEOS	02/16/01	915	65	SC	16040	2174	5.0	750	23	-	
S- 703 / 704	EEOS TO WEOS	02/16/01	920	65	SC	16040	2174	5.0	750	36	-	
S- 704 / 705	EEOS TO WEOS	02/16/01	925	65	SC	16040	2174	5.0	750	57	-	
S- 706 / 707	EEOS TO WEOS	02/16/01	935	65	SC	16040	2174	5.0	750	58	DSF-700	700A
S- 708 / 709	EEOS TO WEOS	02/16/01	945	65	SC	16040	2174	5.0	750	60	-	
S- 710 / 711	EEOS TO WEOS	02/16/01	955	65	SC	16040	2174	5.0	750	61	-	
S- 712 / 713	EEOS TO WEOS	02/16/01	1015	65	SC	16040	2174	5.0	750	61	-	
S- 714 / 715	EEOS TO WEOS	02/16/01	1025	65	SC	16040	2174	5.0	750	62	-	
S- 700 / 704	SEOS TO NEOS	02/16/01	1035	65	SC	16040	2174	5.0	750	23	-	
S- 700 / 705	SEOS TO NEOS	02/16/01	1040	65	SC	16040	2174	5.0	750	23	-	
S- 700 / 706	SEOS TO NEOS	02/16/01	1042	65	SC	16040	2174	5.0	750	23	-	
S- 700 / 707	SEOS TO NEOS	02/16/01	1044	65	SC	16040	2174	5.0	750	23	-	
S- 700 / 708	SEOS TO NEOS	02/16/01	1046	65	SC	16040	2174	5.0	750	23	-	
S- 700 / 709	SEOS TO NEOS	02/16/01	1048	65	SC	16040	2174	5.0	750	23	-	
S- 700 / 710	SEOS TO NEOS	02/16/01	1050	65	SC	16040	2174	5.0	750	23	-	
S- 700 / 711	SEOS TO NEOS	02/16/01	1052	65	SC	16040	2174	5.0	750	23	-	
S- 700 / 712	SEOS TO NEOS	02/16/01	1054	65	SC	16040	2174	5.0	750	23	-	
S- 700 / 713	SEOS TO NEOS	02/16/01	1056	65	SC	16040	2174	5.0	750	23	DSF-702	700C
S- 700 / 714	SEOS TO NEOS	02/16/01	1058	65	SC	16040	2174	5.0	750	23	-	
S- 700 / 715	SEOS TO NEOS	02/16/01	1100	65	SC	16040	2174	5.0	750	23	-	
S- 700 / 716	SEOS TO NEOS	02/16/01	1102	65	SC	16040	2174	5.0	750	12	-	
S- 719 / 720	EEOS TO WEOS	02/16/01	1115	65	SC	16040	2174	5.0	750	23	-	
S- 718 / 720	SEOS TO NEOS	02/16/01	1120	65	SC	16040	2174	5.0	750	24	-	
S- 718 / 719	SEOS TO NEOS	02/16/01	1125	65	SC	16040	2174	5.0	750	285	-	

TABLE I-1
GEOMEMBRANE FUSION SEAM SUMMARY
SECONDARY GEOMEMBRANE LINER
TRAIL RIDGE LANDFILL PHASES VA, VB, VC, AND VD
BALDWIN, FLORIDA

SEAM NUMBER	SEAM SECTION(1)	DATE	START TIME	AMBIENT TEMP. (F)	QA MON. (2)	WELDER I.D.		WELDING APPARATUS WEDGE TEMP. (C)		WELDED SEAM LENGTH	DESTRUC. NUMBER (3)	REMARKS
						MACH. #	TECH(2)	DIGITAL SET	INDICATOR			
S- 717 / 719	SEOS TO NEOS	02/16/01	1140	65	SC	16040	2174	5.0	750	138	-	
S- 721 / 723	SEOS TO NEOS	02/16/01	1340	65	SC	16040	2174	5.0	750	181	DSF-704	700J
S- 722 / 723	EEOS TO WEOS	02/16/01	1355	65	SC	16040	2174	5.0	750	23	-	
S- 721 / 722	SEOS TO NEOS	02/16/01	1400	65	SC	16040	2174	5.0	750	115	-	
S- 725 / 726	SEOS TO NEOS	02/16/01	1414	65	SC	16040	2174	5.0	750	50	-	
S- 724 / 726	SEOS TO NEOS	02/16/01	1420	65	SC	16040	2174	5.0	750	260	DSF-706	700M
S- 729 / 730	EEOS TO WEOS	02/16/01	1500	65	SC	16040	2174	5.0	750	23	-	
S- 728 / 730	SEOS TO NEOS	02/16/01	1510	65	SC	16040	2174	5.0	750	59	-	
S- 728 / 729	SEOS TO NEOS	02/16/01	1515	75	KBG	16040	2174	5.0	750	147	-	
S- 727 / 729	SEOS TO NEOS	02/16/01	1529	75	KBG	16040	2174	5.0	750	100	-	
S- 732 / 733	WEOS TO EEOS	02/16/01	1543	75	KBG	16040	2174	5.0	750	23	-	
S- 731 / 733	SEOS TO NEOS	02/16/01	1550	75	KBG	16040	2174	5.0	750	220	DSF-709	700Q
S- 731 / 732	SEOS TO NEOS	02/16/01	1613	70	KBG	16040	2174	5.0	750	87	-	
S- 735 / 736	SEOS TO NEOS	02/16/01	1632	70	KBG	16040	2174	5.0	750	73	-	
S- 734 / 736	SEOS TO NEOS	02/16/01	1650	70	KBG	16040	2174	5.0	750	232	DSF-710	700R
S- 740 / 741	WEOS TO EEOS	02/17/01	1340	65	SC	1642	5535	5.0	750	23	-	
S- 739 / 741	SEOS TO NEOS	02/17/01	1345	65	SC	1642	5535	5.0	750	158	-	
S- 739 / 740	SEOS TO NEOS	02/17/01	1400	65	SC	1642	5535	5.0	750	143	-	
S- 743 / 744	SEOS TO NEOS	02/17/01	1430	65	SC	1642	5535	5.0	750	25	-	
S- 742 / 744	SEOS TO NEOS	02/17/01	1435	65	SC	1642	5535	5.0	750	277	DSF-713	702N
S- 747 / 748	WEOS TO EEOS	02/17/01	1500	65	SC	1642	5535	5.0	750	23	-	
S- 746 / 748	SEOS TO NEOS	02/17/01	1510	65	SC	1642	5535	5.0	750	43	-	
S- 746 / 747	SEOS TO NEOS	02/17/01	1520	65	SC	1642	5535	5.0	750	144	-	
S- 745 / 747	SEOS TO NEOS	02/17/01	1540	65	SC	1642	5535	5.0	750	114	DSF-715	702Q
S- 738 / 739	SEOS TO NEOS	02/17/01	1335	65	SC	16040	2174	5.0	750	230	-	
S- 737 / 739	SEOS TO NEOS	02/17/01	1350	65	SC	16040	2174	5.0	750	71	-	
S- 742 / 743	EEOS TO WEOS	02/17/01	1420	65	SC	16040	2174	5.0	750	23	-	
S- 741 / 743	SEOS TO NEOS	02/17/01	1430	65	SC	16040	2174	5.0	750	25	-	
S- 741 / 742	SEOS TO NEOS	02/17/01	1440	65	SC	16040	2174	5.0	750	133	DSF-712	702M
S- 740 / 742	SEOS TO NEOS	02/17/01	1450	65	SC	16040	2174	5.0	750	143	-	
S- 745 / 746	WEOS TO EEOS	02/17/01	1505	65	SC	16040	2174	5.0	750	23	-	
S- 744 / 746	SEOS TO NEOS	02/17/01	1515	65	SC	16040	2174	5.0	750	188	-	
S- 744 / 745	SEOS TO NEOS	02/17/01	1530	65	SC	16040	2174	5.0	750	113	DSF-714	702P
S- 750 / 751	WEOS TO EEOS	03/07/01	905	45	SC	1642	2322	5.0	750	23	-	
S- 749 / 751	SEOS TO NEOS	03/07/01	910	45	SC	1642	2322	5.0	750	160	-	
S- 749 / 750	SEOS TO NEOS	03/07/01	920	45	SC	1642	2322	5.0	750	142	-	
S- 752 / 753	WEOS TO EEOS	03/07/01	950	45	SC	1642	2322	5.0	750	23	-	

TABLE I-1
GEOMEMBRANE FUSION SEAM SUMMARY
SECONDARY GEOMEMBRANE LINER
TRAIL RIDGE LANDFILL PHASES VA, VB, VC, AND VD
BALDWIN, FLORIDA

SEAM NUMBER	SEAM SECTION(1)	DATE	START TIME	AMBIENT TEMP. (F)	QA MON. (2)	WELDER I.D.		WELDING APPARATUS WEDGE TEMP. (C)		WELDED SEAM LENGTH	DESTRUC. NUMBER (3)	REMARKS
						MACH. #	TECH(2)	DIGITAL SET	INDICATOR			
S- 753 / 754	SEOS TO NEOS	03/07/01	955	45	SC	1642	2322	5.0	750	20	-	
S- 752 / 754	SEOS TO NEOS	03/07/01	1010	45	SC	1642	2322	5.0	750	282	DSF-716	703P
S- 757 / 758	WEOS TO EEOS	03/07/01	1045	50	SC	1642	2322	5.0	750	23	-	
S- 756 / 758	SEOS TO NEOS	03/07/01	1050	50	SC	1642	2322	5.0	750	45	-	
S- 756 / 757	SEOS TO NEOS	03/07/01	1100	50	SC	1642	2322	5.0	750	147	DSF-718	703R
S- 755 / 757	SEOS TO NEOS	03/07/01	1110	50	SC	1642	2322	5.0	750	111	-	
S- 760 / 761	WEOS TO EEOS	03/07/01	1130	50	SC	1642	2322	5.0	750	23	-	
S- 759 / 761	SEOS TO NEOS	03/07/01	1135	50	SC	1642	2322	5.0	750	209	-	
S- 759 / 760	SEOS TO NEOS	03/07/01	1150	50	SC	1642	2322	5.0	750	93	-	
S- 762 / 763	WEOS TO EEOS	03/07/01	1340	50	SC	1642	2322	5.0	750	23	-	
S- 763 / 764	SEOS TO NEOS	03/07/01	1345	60	SC	1642	2322	5.0	750	70	DSF-721	705B
S- 762 / 764	SEOS TO NEOS	03/07/01	1350	60	SL	1642	2322	5.0	750	232	-	
S- 766 / 768	SEOS TO NEOS	03/07/01	1500	60	SL	1642	2322	5.0	750	93	-	
S- 766 / 767	SEOS TO NEOS	03/07/01	1514	60	SL	1642	2322	5.0	750	143	DSF-722	705C
S- 765 / 767	SEOS TO NEOS	03/07/01	1520	60	SL	1642	2322	5.0	750	76	-	
S- 767 / 768	EEOS TO WEOS	03/07/01	1455	60	SL	1642	2322	5.0	750	23	-	
S- 770 / 771	WEOS TO EEOS	03/07/01	1600	60	SL	1642	2322	5.0	750	23	-	
S- 769 / 771	SEOS TO NEOS	03/07/01	1605	60	SL	1642	2322	5.0	750	150	-	
S- 769 / 770	SEOS TO NEOS	03/07/01	1625	60	SL	1642	2322	5.0	750	58	-	
S- 773 / 774	SEOS TO NEOS	03/07/01	1645	60	SL	1642	2322	5.0	750	115	DSF-725	705F
S- 772 / 774	SEOS TO NEOS	03/07/01	1655	60	SL	1642	2322	5.0	750	200	-	
S- 748 / 749	SEOS TO NEOS	03/07/01	905	45	SL	16040	2174	5.0	750	45	-	
S- 747 / 749	SEOS TO NEOS	03/07/01	915	45	SL	16040	2174	5.0	750	259	-	
S- 751 / 753	SEOS TO NEOS	03/07/01	1000	45	SL	16040	2174	5.0	750	20	-	
S- 751 / 752	SEOS TO NEOS	03/07/01	1010	45	SL	16040	2174	5.0	750	138	DSF-717	703Q
S- 750 / 752	SEOS TO NEOS	03/07/01	1020	45	SL	16040	2174	5.0	750	142	-	
S- 754 / 756	SEOS TO NEOS	03/07/01	1040	50	SL	16040	2174	5.0	750	196	-	
S- 755 / 756	WEOS TO EEOS	03/07/01	1050	50	SL	16040	2174	5.0	750	23	-	
S- 754 / 755	SEOS TO NEOS	03/07/01	1105	50	SL	16040	2174	5.0	750	110	DSF-719	703S
S- 758 / 759	SEOS TO NEOS	03/07/01	1130	50	SL	16040	2174	5.0	750	45	-	
S- 757 / 759	SEOS TO NEOS	03/07/01	1135	50	SL	16040	2174	5.0	750	259	-	
S- 761 / 763	SEOS TO NEOS	03/07/01	1340	50	SL	16040	2174	5.0	750	70	-	
S- 761 / 762	SEOS TO NEOS	03/07/01	1350	60	SL	16040	2174	5.0	750	138	DSF-720	705A
S- 760 / 762	SEOS TO NEOS	03/07/01	1400	60	SL	16040	2174	5.0	750	94	-	
S- 765 / 766	WEOS TO EEOS	03/07/01	1425	60	SL	16040	2174	5.0	750	23	-	
S- 764 / 766	SEOS TO NEOS	03/07/01	1430	60	SL	16040	2174	5.0	750	237	-	
S- 764 / 765	SEOS TO NEOS	03/07/01	1500	60	SL	16040	2174	5.0	750	76	-	

TABLE I-1
GEOMEMBRANE FUSION SEAM SUMMARY
SECONDARY GEOMEMBRANE LINER
TRAIL RIDGE LANDFILL PHASES VA, VB, VC, AND VD
BALDWIN, FLORIDA

SEAM NUMBER	SEAM SECTION(1)	DATE	START TIME	AMBIENT TEMP. (F)	QA MON. (2)	WELDER I.D.		WELDING APPARATUS WEDGE TEMP. (C)		WELDED SEAM LENGTH	DESTRUC. NUMBER (3)	REMARKS
						MACH. #	TECH(2)	DIGITAL SET	INDICATOR			
S- 768 / 769	SEOS TO NEOS	03/07/01	1515	60	SL	16040	2174	5.0	750	93	DSF-723	705D
S- 767 / 769	SEOS TO NEOS	03/07/01	1522	60	SL	16040	2174	5.0	750	220	-	
S- 772 / 773	WEOS TO EEOS	03/07/01	1625	60	SL	16040	2174	5.0	750	23	-	
S- 771 / 773	SEOS TO NEOS	03/07/01	1635	60	SL	16040	2174	5.0	750	115	-	
S- 771 / 772	SEOS TO NEOS	03/07/01	1645	60	SL	16040	2174	5.0	750	143	DSF-724	705E
S- 770 / 772	SEOS TO NEOS	03/07/01	1710	60	SL	16040	2174	5.0	750	58	-	
S- 775 / 777	SEOS TO NEOS	04/04/01	920	65	SC	16040	7535	5.0	750	168	DSF-726	705H
S- 775 / 776	SEOS TO NEOS	04/04/01	930	65	SC	16040	7535	5.0	750	134	-	
S- 776 / 777	WEOS TO EEOS	04/04/01	940	65	SC	16040	7535	5.0	750	23	-	
S- 778 / 779	EEOS TO WEOS	04/04/01	1005	65	SC	16040	7535	5.0	750	23	-	
S- 779 / 780	SEOS TO NEOS	04/04/01	1010	65	SC	16040	7535	5.0	750	26	-	
S- 778 / 780	SEOS TO NEOS	04/04/01	1015	65	SC	16040	7535	5.0	750	273	DSF-728	705Q
S- 783 / 784	EEOS TO WEOS	04/04/01	1100	65	SC	16040	7535	5.0	750	23	-	
S- 782 / 784	SEOS TO NEOS	04/04/01	1110	65	SC	16040	7535	5.0	750	62	-	
S- 782 / 783	SEOS TO NEOS	04/04/01	1115	65	SC	16040	7535	5.0	750	131	-	
S- 781 / 783	SEOS TO NEOS	04/04/01	1130	65	SC	16040	7535	5.0	750	106	-	
S- 786 / 787	WEOS TO EEOS	04/04/01	1345	70	SC	16040	7535	5.0	750	23	DSF-730	705S
S- 785 / 787	SEOS TO NEOS	04/04/01	1350	70	SC	16040	7535	5.0	750	227	-	
S- 785 / 786	SEOS TO NEOS	04/04/01	1410	70	SC	16040	7535	5.0	750	74	-	
S- 789 / 790	SEOS TO NEOS	04/04/01	1435	70	SC	16040	7535	5.0	750	87	-	
S- 788 / 790	SEOS TO NEOS	04/04/01	1445	70	SC	16040	7535	5.0	750	213	DSF-732	707A
S- 793 / 794	WEOS TO EEOS	04/04/01	1520	70	SC	16040	7535	5.0	750	23	-	
S- 774 / 775	SEOS TO NEOS	04/04/01	1000	65	SC	1642	2322	5.0	750	301	DSF-727	705I
S- 777 / 779	SEOS TO NEOS	04/04/01	1030	65	SC	1642	2322	5.0	750	26	-	
S- 777 / 778	SEOS TO NEOS	04/04/01	1035	65	SC	1642	2322	5.0	750	143	-	
S- 776 / 778	SEOS TO NEOS	04/04/01	1045	65	SC	1642	2322	5.0	750	131	-	
S- 781 / 782	WEOS TO EEOS	04/04/01	1100	65	SC	1642	2322	5.0	750	23	-	
S- 780 / 782	SEOS TO NEOS	04/04/01	1110	65	SC	1642	2322	5.0	750	195	DSF-729	705R
S- 780 / 781	SEOS TO NEOS	04/04/01	1145	65	SC	1642	2322	5.0	750	107	-	
S- 784 / 785	SEOS TO NEOS	04/04/01	1330	70	SC	1642	2322	5.0	750	60	-	
S- 783 / 785	SEOS TO NEOS	04/04/01	1340	70	SC	1642	2322	5.0	750	238	DSF-731	705T
S- 788 / 789	WEOS TO EEOS	04/04/01	1410	70	SC	1642	2322	5.0	750	23	-	
S- 787 / 789	SEOS TO NEOS	04/04/01	1420	70	SC	1642	2322	5.0	750	87	-	
S- 791 / 792	WEOS TO EEOS	04/04/01	1440	70	SC	1642	2322	5.0	750	23	-	
S- 786 / 788	SEOS TO NEOS	04/04/01	1425	70	SC	1642	2322	5.0	750	72	-	
S- 787 / 788	SEOS TO NEOS	04/04/01	1415	70	SC	1642	2322	5.0	750	138	-	
S- 790 / 792	SEOS TO NEOS	04/04/01	1450	70	SC	1642	2322	5.0	750	250	DSF-733	707B

TABLE I-1
GEOMEMBRANE FUSION SEAM SUMMARY
SECONDARY GEOMEMBRANE LINER
TRAIL RIDGE LANDFILL PHASES VA, VB, VC, AND VD
BALDWIN, FLORIDA

SEAM NUMBER	SEAM SECTION(1)	DATE	START TIME	AMBIENT TEMP. (F)	QA MON. (2)	WELDER I.D.		WELDING APPARATUS WEDGE TEMP. (C)		WELDED SEAM LENGTH	DESTRUC. NUMBER (3)	REMARKS
						MACH. #	TECH(2)	DIGITAL SET	INDICATOR			
S- 790 / 791	SEOS TO NEOS	04/04/01	1510	70	SC	1642	2322	5.0	750	50	-	
S- 792 / 794	SEOS TO NEOS	04/04/01	1535	70	SC	1642	2322	5.0	750	111	-	
S- 792 / 793	SEOS TO NEOS	04/04/01	1545	70	SC	1642	2322	5.0	750	139	-	
S- 791 / 793	SEOS TO NEOS	04/04/01	1555	70	SC	1642	2322	5.0	750	46	DSF-734	707C
S- 794 / 795	SEOS TO NEOS	04/04/01	1605	70	SC	1642	2322	5.0	750	116	-	
S- 793 / 795	SEOS TO NEOS	04/04/01	1615	70	SC	1642	2322	5.0	750	185	-	
S- 796 / 798	SEOS TO NEOS	04/07/01	815	60	SC	16040	2300	5.0	750	166	-	
S- 797 / 798	WEOS TO EEOS	04/07/01	830	60	SC	16040	2300	5.0	750	23	-	
S- 796 / 797	SEOS TO NEOS	04/07/01	855	60	SC	16040	2300	5.0	750	144	DSF-735	708A
S- 800 / 801	SEOS TO NEOS	04/07/01	900	60	SC	16040	2300	5.0	750	25	-	
S- 799 / 801	SEOS TO NEOS	04/07/01	910	60	SC	16040	2300	5.0	750	276	-	
S- 803 / 805	SEOS TO NEOS	04/07/01	1015	60	SC	16040	2300	5.0	750	75	-	
S- 804 / 805	WEOS TO EEOS	04/07/01	1020	60	SC	16040	2300	5.0	750	23	-	
S- 803 / 804	SEOS TO NEOS	04/07/01	1030	60	SC	16040	2300	5.0	750	131	DSF-738	708D
S- 802 / 804	SEOS TO NEOS	04/07/01	1045	60	SC	16040	2300	5.0	750	95	-	
S- 806 / 808	SEOS TO NEOS	04/07/01	1100	60	SC	16040	2300	5.0	750	242	-	
S- 807 / 808	WEOS TO EEOS	04/07/01	1135	60	SC	16040	2300	5.0	750	23	-	
S- 806 / 807	SEOS TO NEOS	04/07/01	1150	60	SC	16040	2300	5.0	750	62	-	
S- 809 / 812	SEOS TO NEOS	04/07/01	1400	70	SC	16040	2300	5.0	750	140	DSF-740	708F
S- 809 / 811	SEOS TO NEOS	04/07/01	1410	70	SC	16040	2300	5.0	750	139	-	
S- 809 / 810	SEOS TO NEOS	04/07/01	1420	70	SC	16040	2300	5.0	750	27	-	
S- 795 / 796	SEOS TO NEOS	04/07/01	830	60	SC	1642	2322	5.0	750	305	DSF-736	708B
S- 799 / 800	EEOS TO WEOS	04/07/01	925	60	SC	1642	2322	5.0	750	23	-	
S- 798 / 800	SEOS TO NEOS	04/07/01	930	60	SC	1642	2322	5.0	750	25	-	
S- 798 / 799	SEOS TO NEOS	04/07/01	940	60	SC	1642	2322	5.0	750	226	-	
S- 801 / 802	SEOS TO NEOS	04/07/01	1000	60	SC	1642	2322	5.0	750	210	-	
S- 801 / 803	SEOS TO NEOS	04/07/01	1020	60	SC	1642	2322	5.0	750	98	DSF-737	708C
S- 802 / 803	WEOS TO EEOS	04/07/01	1035	60	SC	1642	2322	5.0	750	23	-	
S- 805 / 806	SEOS TO NEOS	04/07/01	1040	60	SC	1642	2322	5.0	750	78	-	
S- 804 / 806	SEOS TO NEOS	04/07/01	1045	60	SC	1642	2322	5.0	750	232	DSF-739	708E
S- 808 / 809	SEOS TO NEOS	04/07/01	1105	60	SC	1642	2322	5.0	750	242	-	
S- 807 / 809	SEOS TO NEOS	04/07/01	1130	60	SC	1642	2322	5.0	750	62	-	
S- 810 / 811	WEOS TO EEOS	04/07/01	1140	60	SC	1642	2322	5.0	750	10	-	
S- 811 / 812	WEOS TO EEOS	04/07/01	1135	60	SC	1642	2322	5.0	750	10	-	

TABLE I-1
GEOMEMBRANE FUSION SEAM SUMMARY
SECONDARY GEOMEMBRANE LINER
TRAIL RIDGE LANDFILL PHASES VA, VB, VC, AND VD
BALDWIN, FLORIDA

SEAM NUMBER	SEAM SECTION(1)	DATE	START TIME	AMBIENT TEMP. (F)	QA MON. (2)	WELDER I.D.		WELDING APPARATUS WEDGE TEMP. (C)		WELDED SEAM LENGTH	DESTRUC. NUMBER (3)	REMARKS
						MACH. #	TECH(2)	DIGITAL SET	INDICATOR			
S- 797 / 799	SEOS TO NEOS	04/07/01	950	60	SC	1642	2322	5.0	750	144	-	

NOTES:

(1) Refer to Appendix J for list of Abbreviations

(2) Refer to Appendix A for list of Golder and Serrot personnel

(3) Refer to Appendix L for Destructive Sample Laboratory Testing Results

F/N: SGFSS.XLS

SECTION I-2

Secondary Extrusion

TABLE I-2
GEOMEMBRANE EXTRUSION SEAM SUMMARY
SECONDARY GEOMEMBRANE LINER
TRAIL RIDGE LANDFILL PHASES VA, VB, VC, AND VD
BALDWIN, FLORIDA

SEAM NUMBER	SEAM SECTION(1)	DATE	START TIME	AMBIENT TEMP. (F)	QA MON. (2)	WELDER I.D.		WELDING APPARATUS WEDGE TEMP. (C)		WELDED SEAM LENGTH	DESTRUC. NUMBER (3)	REMARKS
						MACH. #	TECH(2)	DIGITAL SET	INDICATOR			
PHASE VA												
S- 300 / NTI	102A TO EEOS	11/07/00	1015	70	MLB	320	2897	250	-	12	-	
S- 301 / NTI	WEOS TO EEOS	11/07/00	1025	70	MLB	320	2897	250	-	23	-	
S- 303 / NTI	WEOS TO EEOS	11/07/00	1050	70	MLB	320	2897	250	-	23	-	
S- 305 / NTI	WEOS TO EEOS	11/07/00	1115	70	MLB	320	2897	250	-	23	DSX-300	103C
S- 306 / NTI	WEOS TO EEOS	11/07/00	1415	75	MLB	320	2897	250	-	23	-	
S- 308 / NTI	WEOS TO EEOS	11/07/00	1425	75	MLB	320	2897	250	-	23	-	
S- 310 / NTI	WEOS TO EEOS	11/07/00	1432	75	SL	320	2897	250	-	23	-	
S- 311 / NTI	WEOS TO EEOS	11/07/00	1455	75	SL	320	2897	250	-	23	-	
S- 313 / NTI	WEOS TO EEOS	11/07/00	1540	75	SL	320	2897	250	-	23	-	
S- 315 / NTI	WEOS TO EEOS	11/07/00	1550	75	SL	320	2897	250	-	23	-	
S- 316 / NTI	WEOS TO EEOS	11/07/00	1600	75	SL	320	2897	250	-	23	-	
S- 318 / NTI	WEOS TO EEOS	11/07/00	1625	75	SL	320	2897	250	-	23	-	
S- 320 / NTI	WEOS TO EEOS	11/07/00	1705	75	SL	320	2897	250	-	23	-	
S- 321 / NTI	WEOS TO 8'E	11/07/00	1715	75	MLB	320	2897	250	-	8	-	
S- 321 / NTI	8'E TO WEOS	11/08/00	830	70	SC	320	2897	250	-	15	-	
S- 323 / NTI	WEOS TO EEOS	11/08/00	850	70	SC	320	2897	250	-	23	-	
S- 325 / NTI	WEOS TO EEOS	11/08/00	910	75	SC	320	2897	250	-	23	-	
S- 326 / NTI	WEOS TO EEOS	11/08/00	930	75	SC	320	2897	250	-	23	-	
S- 328 / NTI	WEOS TO EEOS	11/08/00	945	75	SC	320	2897	250	-	23	-	
S- 330 / NTI	WEOS TO EEOS	11/08/00	1030	75	SC	320	2897	250	-	23	-	
S- 331 / NTI	WEOS TO EEOS	11/08/00	1110	75	SC	320	2897	250	-	23	DSX-301	104C
S- 333 / NTI	WEOS TO EEOS	11/08/00	1345	80	SC	320	2897	250	-	23	-	
S- 335 / NTI	WEOS TO EEOS	11/08/00	1400	80	SC	320	2897	250	-	23	-	
S- 336 / NTI	WEOS TO EEOS	11/08/00	1415	80	SC	320	2897	250	-	23	-	
S- 337 / NTI	WEOS TO EEOS	11/08/00	1500	80	SC	320	2897	250	-	23	-	
S- 339 / NTI	WEOS TO EEOS	11/08/00	1600	80	SC	320	2897	250	-	23	-	
S- 340 / NTI	WEOS TO EEOS	11/08/00	1612	80	SC	320	2897	250	-	23	-	
S- 341 / NTI	WEOS TO EEOS	11/09/00	840	75	SC	320	2897	250	-	23	-	
S- 343 / NTI	WEOS TO EEOS	11/09/00	850	75	SC	320	2897	250	-	23	-	
S- 345 / NTI	WEOS TO EEOS	11/09/00	930	75	SC	320	2897	250	-	23	-	
S- 346 / NTI	WEOS TO EEOS	11/09/00	950	75	SC	320	2897	250	-	23	-	
S- 348 / NTI	WEOS TO EEOS	11/09/00	1030	75	SC	320	2897	250	-	23	-	
S- 350 / NTI	WEOS TO EEOS	11/09/00	1040	75	SC	320	2897	250	-	23	-	

TABLE I-2
GEOMEMBRANE EXTRUSION SEAM SUMMARY
SECONDARY GEOMEMBRANE LINER
TRAIL RIDGE LANDFILL PHASES VA, VB, VC, AND VD
BALDWIN, FLORIDA

SEAM NUMBER	SEAM SECTION(1)	DATE	START TIME	AMBIENT TEMP. (F)	QA MON. (2)	WELDER I.D.		WELDING APPARATUS WEDGE TEMP. (C)		WELDED SEAM LENGTH	DESTRUC. NUMBER (3)	REMARKS
						MACH. #	TECH(2)	DIGITAL SET	INDICATOR			
S- 351 / NTI	WEOS TO EEOS	11/09/00	1100	75	SC	320	2897	250	-	23	-	
S- 353 / NTI	WEOS TO EEOS	11/09/00	1405	75	SC	320	2897	250	-	23	-	
S- 355 / NTI	WEOS TO EEOS	11/09/00	1415	75	SC	320	2897	250	-	23	-	
S- 356 / NTI	WEOS TO EEOS	11/09/00	1430	75	SC	320	2897	250	-	23	-	
S- 358 / NTI	WEOS TO EEOS	11/09/00	1435	75	SC	320	2897	250	-	23	-	
S- 360 / NTI	WEOS TO EEOS	11/09/00	1450	75	SC	320	2897	250	-	23	-	
S- 361 / NTI	WEOS TO EEOS	11/09/00	1500	75	SC	320	2897	250	-	23	DSX-302	105X
S- 362 / NTI	WEOS TO EEOS	11/09/00	1550	75	SC	320	2897	250	-	23	-	See Defect 106W
S- 363 / NTI	WEOS TO EEOS	11/09/00	1600	75	SC	320	2897	250	-	23	-	
S- 364 / NTI	WEOS TO EEOS	11/09/00	1615	75	SC	320	2897	250	-	23	-	
S- 366 / NTI	WEOS TO EEOS	11/09/00	1630	75	SC	320	2897	250	-	23	-	
S- 325 / 326	SEOS TO 102J	11/10/00	1700	75	SL	312	2392	250	-	6	-	Extrusion welded flap
S- 325 / 326	102J TO 4' N OF 102J	11/10/00	1705	75	SL	312	2392	250	-	4	-	Extrusion welded flap
S- 328 / 329	EEOS TO 103Q	11/10/00	1603	75	SC	314	2173	250	-	6	-	Extrusion welded flap
S- 328 / 329	103Q TO WEOS	11/10/00	1605	75	SC	314	2173	250	-	17	-	Extrusion welded flap
S- 320 / 322	SEOS TO 100T	11/10/00	1515	75	SC	316	2322	250	-	19	-	Extrusion welded flap
S- 343 / 344	WEOS TO 102R	11/10/00	1640	75	SC	316	2322	250	-	7	-	Extrusion welded flap
S- 342 / 344	SEOS TO NEOS	11/10/00	1645	75	SC	316	2322	250	-	7	-	Extrusion welded flap
S- 344 / 345	SEOS TO NEOS	11/10/00	1650	75	SC	316	2322	250	-	7	-	Extrusion welded flap
S- 325 / 326	4' N OF 102J TO 103X	11/11/00	825	65	SL	312	2392	250	-	16	-	Extrusion welded flap
S- 325 / 326	103X TO NEOS	11/11/00	835	65	SL	312	2392	250	-	8	-	Extrusion welded flap
S- 332 / 333	103R TO 102G	11/11/00	905	65	SL	312	2392	250	-	12	-	Extrusion welded flap
S- 331 / 333	102M TO NEOS	11/11/00	920	65	SL	312	2392	250	-	4	-	Extrusion welded flap
S- 332 / 333	102N TO 102K	11/11/00	940	65	SL	312	2392	250	-	6	-	Extrusion welded flap
S- 365 / 367	NEOS TO SEOS	11/11/00	910	65	SL	314	2174	250	-	10	-	Extrusion welded flap
S- 368 / NTI	WEOS TO EEOS	11/27/00	1440	60	CFB	316	2897	250	-	23	-	
S- 369 / NTI	WEOS TO EEOS	11/27/00	1450	60	CFB	316	2897	250	-	23	-	
S- 368 / 369	NEOS TO 107H	11/27/00	1500	60	CFB	316	2897	250	-	130	-	Extrusion welded flap
S- 368 / 369	107H TO 107I	11/30/00	915	50	SL	327	2392	250	-	11	-	Extrusion welded flap
S- 370 / NTI	WEOS TO EEOS	01/06/01	1030	40	SL	320	2897	250	-	190	-	
S- 373 / 377	108M TO EEOS	01/06/01	1530	65	SL	320	2897	250	-	6	-	
S- 373 / 108F	WEOS TO EEOS	01/06/01	1535	65	SL	320	2897	250	-	7	-	
S- 377 / 108F	WEOS TO EEOS	01/06/01	1540	65	SL	320	2897	250	-	6	-	
S- 375 / RS-1	SEOS TO NEOS	01/06/01	1645	65	SL	320	2897	250	-	21	-	Rubsheet

TABLE I-2
GEOMEMBRANE EXTRUSION SEAM SUMMARY
SECONDARY GEOMEMBRANE LINER
TRAIL RIDGE LANDFILL PHASES VA, VB, VC, AND VD
BALDWIN, FLORIDA

SEAM NUMBER	SEAM SECTION(1)	DATE	START TIME	AMBIENT TEMP. (F)	QA MON. (2)	WELDER I.D.		WELDING APPARATUS WEDGE TEMP. (C)		WELDED SEAM LENGTH	DESTRUC. NUMBER (3)	REMARKS
						MACH. #	TECH(2)	DIGITAL SET	INDICATOR			
S- 376 / RS-1	SEOS TO NEOS	01/06/01	1650	65	SL	320	2897	250	-	2	-	Rubsheet
S- 376 / RS-1	EEOS TO WEOS	01/06/01	1653	65	SL	320	2897	250	-	42	-	Rubsheet
S- 376 / RS-1	NEOS TO SEOS	01/06/01	1710	65	SL	320	2897	250	-	2	-	Rubsheet
S- 375 / RS-1	NEOS TO SEOS	01/06/01	1720	65	SL	320	2897	250	-	21	-	Rubsheet
S- 374 / RS-2	NEOS TO SEOS	01/06/01	1735	65	CFB	320	2897	250	-	22	-	Rubsheet
S- 378 / RS-3	NEOS TO SEOS	01/06/01	1700	65	CFB	312	2322	250	-	15	-	Rubsheet
S- 379 / RS-3	WEOS TO EEOS	01/06/01	1705	65	CFB	312	2322	250	-	43	-	Rubsheet
S- 378 / RS-3	SEOS TO NEOS	01/06/01	1720	65	CFB	312	2322	250	-	22	-	Rubsheet
S- 374 / RS-2	SEOS TO NEOS	01/06/01	1740	65	CFB	312	2322	250	-	22	-	Rubsheet
S- 369 / 373	107Q TO NEOS	01/10/01	1320	55	KG	320	2897	250	-	5	-	
PHASE VB												
S- 600 / NTI	WEOS TO EEOS	01/25/01	1005	50	CFB	320	2897	250	-	23	-	
S- 601 / NTI	WEOS TO EEOS	01/25/01	1020	50	CFB	320	2897	250	-	23	DSX-600	601E
S- 603 / NTI	WEOS TO EEOS	01/25/01	1040	50	CFB	320	2897	250	-	23	-	
S- 605 / NTI	WEOS TO EEOS	01/25/01	1100	50	CFB	320	2897	250	-	23	-	
S- 606 / NTI	WEOS TO EEOS	01/25/01	1130	50	CFB	320	2897	250	-	23	-	
S- 608 / NTI	WEOS TO EEOS	01/25/01	1430	50	CFB	320	2897	250	-	23	-	
S- 610 / NTI	WEOS TO EEOS	01/25/01	1435	50	CFB	320	2897	250	-	23	-	
S- 611 / NTI	WEOS TO EEOS	01/25/01	1445	50	CFB	320	2897	250	-	23	-	
S- 613 / NTI	WEOS TO EEOS	01/25/01	1500	50	CFB	320	2897	250	-	23	-	
S- 615 / NTI	WEOS TO EEOS	01/25/01	1515	50	CFB	320	2897	250	-	23	-	
S- 616 / NTI	WEOS TO EEOS	01/25/01	1530	50	CFB	320	2897	250	-	23	-	
S- 617 / NTI	WEOS TO EEOS	01/25/01	1540	50	CFB	320	2897	250	-	23	-	
S- 619 / NTI	WEOS TO EEOS	01/25/01	1550	50	CFB	320	2897	250	-	23	-	
S- 620 / NTI	WEOS TO EEOS	01/25/01	1710	45	CFB	320	2897	250	-	23	-	
S- 621 / NTI	WEOS TO EEOS	01/26/01	825	40	SC	320	2897	250	-	23	-	
S- 623 / NTI	WEOS TO EEOS	01/26/01	835	40	SC	320	2897	250	-	23	-	
S- 625 / NTI	WEOS TO EEOS	01/26/01	845	40	SC	320	2897	250	-	23	-	
S- 626 / NTI	WEOS TO EEOS	01/26/01	850	40	SC	320	2897	250	-	23	-	
S- 628 / NTI	WEOS TO EEOS	01/26/01	915	45	SC	320	2897	250	-	23	-	
S- 630 / NTI	WEOS TO EEOS	01/26/01	945	50	SC	320	2897	250	-	23	-	
S- 631 / NTI	WEOS TO EEOS	01/26/01	1000	50	SC	320	2897	250	-	23	-	

TABLE I-2
GEOMEMBRANE EXTRUSION SEAM SUMMARY
SECONDARY GEOMEMBRANE LINER
TRAIL RIDGE LANDFILL PHASES VA, VB, VC, AND VD
BALDWIN, FLORIDA

SEAM NUMBER	SEAM SECTION(1)	DATE	START TIME	AMBIENT TEMP. (F)	QA MON. (2)	WELDER I.D.		WELDING APPARATUS WEDGE TEMP. (C)		WELDED SEAM LENGTH	DESTRUC. NUMBER (3)	REMARKS
						MACH. #	TECH(2)	DIGITAL SET	INDICATOR			
S- 633 / NTI	WEOS TO EEOS	01/26/01	1045	50	SC	320	2897	250	-	23	-	
S- 636 / NTI	WEOS TO EEOS	01/26/01	1100	50	SC	320	2897	250	-	23	DSX-601	603H
S- 638 / NTI	WEOS TO EEOS	01/26/01	1130	50	SC	320	2897	250	-	23	-	
S- 640 / NTI	WEOS TO EEOS	01/26/01	1140	50	SC	320	2897	250	-	23	-	
S- 641 / NTI	WEOS TO EEOS	01/26/01	1350	60	SC	320	2897	250	-	23	-	
S- 643 / NTI	WEOS TO EEOS	01/26/01	1400	60	SC	320	2897	250	-	23	-	
S- 645 / NTI	WEOS TO EEOS	01/26/01	1430	60	SC	320	2897	250	-	23	-	
S- 646 / NTI	WEOS TO EEOS	01/26/01	1530	60	SC	320	2897	250	-	23	-	
S- 648 / NTI	WEOS TO EEOS	01/26/01	1600	60	SC	320	2897	250	-	23	-	
S- 635 / NTI	WEOS TO EEOS	01/26/01	1050	60	SC	320	2897	250	-	23	-	
S- 615 / 616	SEOS TO 601K	01/27/01	915	45	SC	316	7534	250	-	15	-	
S- 647 / 648	603Q TO SEOS	01/27/01	950	50	CFB	314	2173	250	-	15	-	
S- 635 / 637	603G TO SEOS	01/27/01	1100	55	CFB	314	2173	250	-	30	-	
S- 629 / 630	602E TO SEOS	01/27/01	1135	55	CFB	314	2173	250	-	20	-	
S- 649 / NTI	WEOS TO EEOS	01/27/01	815	40	SC	320	2897	250	-	23	-	
S- 651 / NTI	WEOS TO EEOS	01/27/01	820	40	SC	320	2897	250	-	23	-	
S- 636 / 637	WEOS TO 602M	01/27/01	910	40	SC	320	2897	250	-	10	-	
S- 653 / NTI	WEOS TO EEOS	02/10/01	1420	60	SC	320	2897	250	-	23	-	
S- 654 / NTI	WEOS TO EEOS	02/10/01	1430	60	SC	320	2897	250	-	23	-	
S- 656 / NTI	WEOS TO EEOS	02/10/01	1435	60	SC	320	2897	250	-	23	-	
S- 658 / NTI	WEOS TO EEOS	02/10/01	1440	60	SC	320	2897	250	-	23	-	
S- 652 / 653	604E TO 604F	02/12/01	1135	65	CFB	316	2392	250	-	12	-	
S- 662 / 663	NEOS TO 605F	03/08/01	1540	60	SC	314	2173	250	-	13	-	
S- 664 / 666	604G TO EEOS	03/08/01	1600	60	SC	314	2173	250	-	10	-	
S- 662 / 663	605F TO SEOS	03/08/01	1550	60	SC	314	2173	250	-	10	-	
S- 659 / 660	604I TO NEOS	03/08/01	1545	60	SC	314	2173	250	-	8	-	
S- 659 / 660	604I TO SEOS	03/08/01	1555	60	SC	314	2173	250	-	14	-	
S- 659 / NTI	WEOS TO EEOS	03/08/01	1030	55	SC	320	2897	250	-	23	-	
S- 660 / NTI	WEOS TO EEOS	03/08/01	1040	55	SC	320	2897	250	-	190	DSX-604	605J
S- RS1 / 669	WEOS TO EEOS	03/08/01	1710	60	CFB	320	2897	250	-	22	-	Rubsheet, Southside
S- RS1 / 670	WEOS TO EEOS	03/08/01	1712	60	CFB	320	2897	250	-	5	-	Rubsheet, Southside
S- RS1 / 670	SEOS TO NEOS	03/08/01	1714	60	CFB	320	2897	250	-	24	-	Rubsheet
S- RS1 / 670	EEOS TO WEOS	03/08/01	1720	60	CFB	320	2897	250	-	6	-	Rubsheet, Northside
S- RS1 / 669	WEOS TO EEOS	03/08/01	1722	60	CFB	320	2897	250	-	18	-	Rubsheet

TABLE I-2
GEOMEMBRANE EXTRUSION SEAM SUMMARY
SECONDARY GEOMEMBRANE LINER
TRAIL RIDGE LANDFILL PHASES VA, VB, VC, AND VD
BALDWIN, FLORIDA

SEAM NUMBER	SEAM SECTION(1)	DATE	START TIME	AMBIENT TEMP. (F)	QA MON. (2)	WELDER I.D.		WELDING APPARATUS WEDGE TEMP. (C)		WELDED SEAM LENGTH	DESTRUC. NUMBER (3)	REMARKS
						MACH. #	TECH(2)	DIGITAL SET	INDICATOR			
S- RS3 / RS4	NEOS TO SEOS	03/08/01	1730	60	CFB	320	2897	250	-	20	-	Rubsheet
S- RS2 / 668	WEOS TO EEOS	03/08/01	1735	60	CFB	320	2897	250	-	17	-	Rubsheet, Northside
S- RS2 / 669	WEOS TO EEOS	03/08/01	1737	60	CFB	320	2897	250	-	4	-	Rubsheet, Northside
S- RS3 / 668	WEOS TO EEOS	03/08/01	1740	60	CFB	320	2897	250	-	21	-	Rubsheet, Northside
S- RS3 / 667	WEOS TO EEOS	03/08/01	1742	60	CFB	320	2897	250	-	3	-	Rubsheet
S- RS4 / RS5	WEOS TO EEOS	03/08/01	1750	60	CFB	320	2897	250	-	5	-	Rubsheet, Northside
S- RS2 / 668	EEOS TO WEOS	03/08/01	1650	55	SC	222	2322	250	-	22	-	Rubsheet, Southside
S- RS2 / 669	EEOS TO WEOS	03/08/01	1655	55	SC	222	2322	250	-	4	-	Rubsheet, Southside
S- RS3 / 668	EEOS TO WEOS	03/08/01	1710	55	SC	222	2322	250	-	2	-	Rubsheet
S- RS3 / 667	NEOS TO SEOS	03/08/01	1715	55	SC	222	2322	250	-	30	-	Rubsheet
S- RS4 / 667	NEOS TO SEOS	03/08/01	1720	55	SC	222	2322	250	-	6	-	Rubsheet
S- RS4 / 659	SEOS TO NEOS	03/08/01	1730	55	SC	222	2322	250	-	17	-	Rubsheet
S- RS3 / RS5	SEOS TO NEOS	03/08/01	1740	55	SC	222	2322	250	-	10	-	Rubsheet
S- RS5 / 659	SEOS TO NEOS	03/08/01	1750	55	SC	222	2322	250	-	12	-	Rubsheet
S- RS5 / 667	SEOS TO NEOS	03/08/01	1755	55	SC	222	2322	250	-	4	-	Rubsheet
S- 669 / 670	604J TO SEOS	03/09/01	905	50	SL	320	2897	250	-	20	-	
PHASE VC												
S- 400 / NTI	WEOS TO EEOS	12/12/00	930	60	CFB	320	2897	250	-	23	-	
S- 401 / NTI	WEOS TO EEOS	12/12/00	940	60	CFB	320	2897	250	-	23	-	
S- 403 / NTI	WEOS TO EEOS	12/12/00	1030	60	CFB	320	2897	250	-	57	DSX-350	150H
S- 417 / NTI	WEOS TO EEOS	12/12/00	1110	60	CFB	320	2897	250	-	23	-	
S- 419 / NTI	WEOS TO EEOS	12/12/00	1120	60	CFB	320	2897	250	-	23	-	
S- 420 / NTI	WEOS TO EEOS	12/12/00	1420	60	SL	320	2897	250	-	23	-	
S- 422 / NTI	WEOS TO EEOS	12/12/00	1430	60	SL	320	2897	250	-	23	-	
S- 424 / NTI	WEOS TO EEOS	12/12/00	1440	60	SL	320	2897	250	-	23	-	
S- 425 / NTI	WEOS TO EEOS	12/12/00	1450	60	SL	320	2897	250	-	23	-	
S- 426 / NTI	WEOS TO EEOS	12/12/00	1500	60	CFB	320	2897	250	-	23	-	
S- 428 / NTI	WEOS TO EEOS	12/12/00	1530	55	CFB	320	2897	250	-	23	-	
S- 430 / NTI	WEOS TO EEOS	12/12/00	1540	55	CFB	320	2897	250	-	23	-	
S- 431 / NTI	WEOS TO EEOS	12/12/00	1545	55	CFB	320	2897	250	-	23	-	
S- 433 / NTI	WEOS TO EEOS	12/12/00	1600	55	CFB	320	2897	250	-	23	-	
S- 435 / NTI	WEOS TO EEOS	12/13/00	900	55	CFB	320	2897	250	-	23	-	

TABLE I-2
GEOMEMBRANE EXTRUSION SEAM SUMMARY
SECONDARY GEOMEMBRANE LINER
TRAIL RIDGE LANDFILL PHASES VA, VB, VC, AND VD
BALDWIN, FLORIDA

SEAM NUMBER	SEAM SECTION(1)	DATE	START TIME	AMBIENT TEMP. (F)	QA MON. (2)	WELDER I.D.		WELDING APPARATUS WEDGE TEMP. (C)		WELDED SEAM LENGTH	DESTRUC. NUMBER (3)	REMARKS
						MACH. #	TECH(2)	DIGITAL SET	INDICATOR			
S- 436 / NTI	WEOS TO EEOS	12/13/00	915	60	CFB	320	2897	250	-	23	-	
S- 438 / NTI	WEOS TO EEOS	12/13/00	930	60	CFB	320	2897	250	-	23	-	
S- 440 / NTI	WEOS TO EEOS	12/13/00	1047	60	CFB	320	2897	250	-	23	-	
S- 441 / NTI	WEOS TO EEOS	12/13/00	1115	60	CFB	320	2897	250	-	23	DSX-351	155I
S- 443 / NTI	WEOS TO EEOS	12/13/00	1130	60	CFB	320	2897	250	-	23	-	
S- 445 / NTI	WEOS TO EEOS	12/13/00	1135	60	CFB	320	2897	250	-	23	-	
S- 446 / NTI	WEOS TO EEOS	12/13/00	1350	60	CFB	320	2897	250	-	23	-	
S- 448 / NTI	WEOS TO EEOS	12/13/00	1355	60	CFB	320	2897	250	-	23	-	
S- 450 / NTI	WEOS TO EEOS	12/13/00	1405	60	CFB	320	2897	250	-	23	-	
S- 451 / NTI	WEOS TO EEOS	12/13/00	1440	60	CFB	320	2897	250	-	23	-	
S- 453 / NTI	WEOS TO EEOS	12/13/00	1450	60	CFB	320	2897	250	-	23	-	
S- 455 / NTI	WEOS TO EEOS	12/13/00	1510	60	CFB	320	2897	250	-	23	-	
S- 456 / NTI	WEOS TO EEOS	12/13/00	1535	60	CFB	320	2897	250	-	23	-	
S- 458 / NTI	WEOS TO EEOS	12/13/00	1600	60	CFB	320	2897	250	-	23	-	
S- 460 / NTI	WEOS TO EEOS	12/13/00	1610	60	CFB	320	2897	250	-	23	-	
S- 461 / NTI	WEOS TO EEOS	12/14/00	815	60	SC	320	2897	250	-	23	-	
S- 463 / NTI	WEOS TO EEOS	12/14/00	820	60	SC	320	2897	250	-	23	-	
S- 465 / NTI	WEOS TO EEOS	12/14/00	910	60	SC	320	2897	250	-	23	-	
S- 466 / NTI	WEOS TO EEOS	12/14/00	1420	60	CFB	320	2897	250	-	23	-	
S- 468 / NTI	WEOS TO EEOS	12/14/00	1430	70	CFB	320	2897	250	-	23	-	
S- 470 / NTI	WEOS TO EEOS	12/14/00	1450	70	CFB	320	2897	250	-	23	-	
S- 471 / NTI	WEOS TO EEOS	12/14/00	1500	70	CFB	320	2897	250	-	23	DSX-352	154F
S- 405 / 406	151G TO 152S	12/14/00	1400	80	SC	316	2977	265	-	8	-	
S- 405 / 406	152S TO WEOS	12/14/00	1405	80	SC	316	2977	265	-	11	-	
S- 473 / NTI	WEOS TO EEOS	01/11/01	1345	70	SC	320	2897	250	-	23	DSX-353	154G
S- 474 / NTI	WEOS TO EEOS	01/11/01	1400	70	SC	320	2897	250	-	23	-	
S- 475 / NTI	WEOS TO EEOS	01/11/01	1440	70	SC	320	2897	250	-	23	-	
S- 477 / NTI	WEOS TO EEOS	01/11/01	1500	70	SC	320	2897	250	-	23	-	
S- 479 / NTI	WEOS TO EEOS	01/11/01	1510	70	SC	320	2897	250	-	23	-	
S- 481 / NTI	WEOS TO EEOS	01/11/01	1525	70	SC	320	2897	250	-	23	-	
S- 484 / NTI	WEOS TO EEOS	01/11/01	1545	70	SC	320	2897	250	-	23	-	
S- 487 / NTI	WEOS TO EEOS	01/11/01	1600	70	SC	320	2897	250	-	23	-	
S- 488 / NTI	WEOS TO EEOS	01/11/01	1610	70	SC	320	2897	250	-	23	-	
S- 490 / NTI	WEOS TO 6' W OF EEOS	01/11/01	1630	70	SC	320	2897	250	-	17	-	

TABLE I-2
GEOMEMBRANE EXTRUSION SEAM SUMMARY
SECONDARY GEOMEMBRANE LINER
TRAIL RIDGE LANDFILL PHASES VA, VB, VC, AND VD
BALDWIN, FLORIDA

SEAM NUMBER	SEAM SECTION(1)	DATE	START TIME	AMBIENT TEMP. (F)	QA MON. (2)	WELDER I.D.		WELDING APPARATUS WEDGE TEMP. (C)		WELDED SEAM LENGTH	DESTRUC. NUMBER (3)	REMARKS
						MACH. #	TECH(2)	DIGITAL SET	INDICATOR			
S- 483 / 486	SEOS TO NEOS	01/12/01	1420	61	SC	320	2897	250	-	10	-	
S- 477 / 480	SEOS TO NEOS	01/12/01	1010	55	SC	314	2173	250	-	4	-	
S- 482 / 485	157I TO NEOS	01/12/01	1200	55	SC	314	2173	250	-	3	-	
S- 475 / 478	SEOS TO NEOS	01/12/01	1210	55	SC	314	2173	250	-	1	-	
S- 490 / NTI	6' W OF EEOS TO EEOS	01/16/01	1515	70	SL	320	2897	250	-	6	-	
S- 491 / NTI	WEOS TO EEOS	01/16/01	1520	70	SL	320	2897	250	-	23	-	
S- 492 / NTI	WEOS TO EEOS	01/16/01	1525	70	SL	320	2897	250	-	23	DSX-356	158D
S- 494 / NTI	WEOS TO EEOS	01/16/01	1540	70	SL	320	2897	250	-	23	-	
S- 496 / NTI	WEOS TO EEOS	01/16/01	1620	70	SL	320	2897	250	-	23	-	
S- 497 / NTI	WEOS TO 19'W OF EEOS	01/16/01	1630	70	SL	320	2897	250	-	19	-	
S- 497 / NTI	19' W OF EEOS TO EEOS	02/22/01	920	70	CFB	320	2897	250	-	4	-	
S- 499 / NTI	WEOS TO EEOS	02/22/01	935	70	CFB	320	2897	250	-	23	DSX-357	157X
S- 501 / NTI	WEOS TO EEOS	02/22/01	945	70	CFB	320	2897	250	-	23	-	
S- 502 / NTI	WEOS TO EEOS	02/22/01	1020	70	CFB	320	2897	250	-	23	-	
S- 504 / NTI	WEOS TO EEOS	02/22/01	1100	70	CFB	320	2897	250	-	23	-	
S- 506 / NTI	WEOS TO EEOS	02/22/01	1115	70	CFB	320	2897	250	-	23	-	
S- 507 / NTI	WEOS TO EEOS	02/23/01	935	60	SL	320	2897	250	-	23	-	
S- 509 / NTI	WEOS TO EEOS	02/23/01	1025	55	SL	320	2897	250	-	23	-	
S- 511 / NTI	WEOS TO EEOS	02/23/01	1040	55	SL	320	2897	250	-	28	-	
S- 511 / ETI	NEOS TO SEOS	02/23/01	1100	55	SL	320	2897	250	-	300	DSX-358	158J
PHASE VD												
S- 700 / NTI	WEOS TO EEOS	02/16/01	940	70	KBG	320	2897	250	-	23	-	
S- 701 / NTI	WEOS TO EEOS	02/16/01	950	70	KBG	320	2897	250	-	23	-	
S- 716 / NTI	WEOS TO EEOS	02/16/01	1345	70	SC	320	2897	250	-	60	-	
S- 717 / NTI	WEOS TO EEOS	02/16/01	1430	70	SC	320	2897	250	-	23	-	
S- 719 / NTI	WEOS TO EEOS	02/16/01	1445	70	SC	320	2897	250	-	23	-	
S- 721 / NTI	WEOS TO EEOS	02/16/01	1520	70	SC	320	2897	250	-	23	-	
S- 722 / NTI	WEOS TO EEOS	02/16/01	1530	70	SC	320	2897	250	-	23	-	
S- 724 / NTI	WEOS TO EEOS	02/16/01	1540	70	SC	320	2897	250	-	23	-	
S- 726 / NTI	WEOS TO EEOS	02/16/01	1550	70	SC	320	2897	250	-	23	-	
S- 727 / NTI	WEOS TO EEOS	02/16/01	1600	70	CFB	320	2897	250	-	23	-	
S- 729 / NTI	WEOS TO EEOS	02/16/01	1610	70	CFB	320	2897	250	-	23	-	

TABLE I-2
GEOMEMBRANE EXTRUSION SEAM SUMMARY
SECONDARY GEOMEMBRANE LINER
TRAIL RIDGE LANDFILL PHASES VA, VB, VC, AND VD
BALDWIN, FLORIDA

SEAM NUMBER	SEAM SECTION(1)	DATE	START TIME	AMBIENT TEMP. (F)	QA MON. (2)	WELDER I.D.		WELDING APPARATUS WEDGE TEMP. (C)		WELDED SEAM LENGTH	DESTRUC. NUMBER (3)	REMARKS
						MACH. #	TECH(2)	DIGITAL SET	INDICATOR			
S- 731 / NTI	WEOS TO EEOS	02/16/01	1620	70	CFB	320	2897	250	-	23	DSX-700	700T
S- 732 / NTI	WEOS TO EEOS	02/16/01	1630	70	CFB	320	2897	250	-	23	-	
S- 734 / NTI	WEOS TO EEOS	02/16/01	1715	70	CFB	320	2897	250	-	23	-	
S- 736 / NTI	WEOS TO EEOS	02/16/01	1730	70	CFB	320	2897	250	-	23	-	
S- 700 / 713	SEOS TO 700C	02/17/01	953	55	SC	314	2173	250	-	4	-	
S- 729 / 731	SEOS TO 702K	02/17/01	1155	65	SC	314	2173	250	-	2	-	
S- 736 / 738	700S TO NEOS	02/17/01	950	65	CFB	320	2897	250	-	23	-	
S- 737 / NTI	WEOS TO EEOS	02/17/01	1415	65	CFB	320	2897	250	-	23	-	
S- 739 / NTI	WEOS TO EEOS	02/17/01	1425	65	CFB	320	2897	250	-	23	-	
S- 740 / NTI	WEOS TO EEOS	02/17/01	1435	65	CFB	320	2897	250	-	23	-	
S- 742 / NTI	WEOS TO EEOS	02/17/01	1450	65	CFB	320	2897	250	-	23	-	
S- 744 / NTI	WEOS TO EEOS	02/17/01	1500	65	CFB	320	2897	250	-	23	-	
S- 745 / NTI	WEOS TO EEOS	02/17/01	1530	65	CFB	320	2897	250	-	23	-	
S- 747 / NTI	WEOS TO EEOS	03/07/01	1350	55	SC	320	2897	250	-	23	-	
S- 749 / NTI	WEOS TO EEOS	03/07/01	1355	55	SC	320	2897	250	-	23	-	
S- 750 / NTI	WEOS TO EEOS	03/07/01	1400	55	SC	320	2897	250	-	23	-	
S- 752 / NTI	WEOS TO EEOS	03/07/01	1410	55	SC	320	2897	250	-	23	-	
S- 754 / NTI	WEOS TO EEOS	03/07/01	1420	55	SC	320	2897	250	-	23	-	
S- 755 / NTI	WEOS TO EEOS	03/07/01	1430	55	SC	320	2897	250	-	23	-	
S- 757 / NTI	WEOS TO EEOS	03/07/01	1435	55	SC	320	2897	250	-	23	-	
S- 759 / NTI	WEOS TO EEOS	03/07/01	1450	55	CFB	320	2897	250	-	23	-	
S- 760 / NTI	WEOS TO EEOS	03/07/01	1500	55	CFB	320	2897	250	-	23	-	
S- 762 / NTI	WEOS TO EEOS	03/07/01	1515	55	CFB	320	2897	250	-	23	-	
S- 764 / NTI	WEOS TO EEOS	03/07/01	1525	55	CFB	320	2897	250	-	23	-	
S- 765 / NTI	WEOS TO EEOS	03/07/01	1535	55	CFB	320	2897	250	-	23	-	
S- 767 / NTI	WEOS TO EEOS	03/07/01	1600	55	CFB	320	2897	250	-	23	-	
S- 769 / NTI	WEOS TO EEOS	03/07/01	1615	55	CFB	320	2897	250	-	23	-	
S- 770 / NTI	WEOS TO EEOS	03/07/01	1625	55	CFB	320	2897	250	-	23	-	
S- 772 / NTI	WEOS TO EEOS	03/07/01	1640	55	CFB	320	2897	250	-	23	-	
S- 750 / 751	EEOS TO WEOS	03/10/01	845	50	SC	320	2897	250	-	23	-	
S- 749 / 750	704T TO 704W	03/10/01	1005	50	SC	320	2897	250	-	3	-	
S- 749 / 750	704W TO NEOS	03/10/01	1006	50	SC	320	2897	250	-	1	-	
S- 749 / 751	SEOS TO 704P	03/12/01	850	65	SC	320	2897	250	-	15	-	
S- 753 / 754	SEOS TO NEOS	03/12/01	900	65	SC	320	2897	250	-	24	-	

TABLE I-2
GEOMEMBRANE EXTRUSION SEAM SUMMARY
SECONDARY GEOMEMBRANE LINER
TRAIL RIDGE LANDFILL PHASES VA, VB, VC, AND VD
BALDWIN, FLORIDA

SEAM NUMBER	SEAM SECTION(1)	DATE	START TIME	AMBIENT TEMP. (F)	QA MON. (2)	WELDER I.D.		WELDING APPARATUS WEDGE TEMP. (C)		WELDED SEAM LENGTH	DESTRUC. NUMBER (3)	REMARKS
						MACH. #	TECH(2)	DIGITAL SET	INDICATOR			
S- 759 / 761	SEOS TO 704X	03/12/01	925	65	SC	320	2897	250	-	15	-	
S- 774 / NTI	WEOS TO EEOS	04/04/01	1330	70	SC	320	2897	250	-	23	-	
S- 775 / NTI	WEOS TO EEOS	04/04/01	1335	70	SC	320	2897	250	-	23	DSX-703	705W
S- 776 / NTI	WEOS TO EEOS	04/04/01	1345	70	SC	320	2897	250	-	23	-	
S- 778 / NTI	WEOS TO EEOS	04/04/01	1350	70	SC	320	2897	250	-	23	-	
S- 780 / NTI	WEOS TO EEOS	04/04/01	1400	70	SC	320	2897	250	-	23	-	
S- 781 / NTI	WEOS TO EEOS	04/04/01	1405	70	SC	320	2897	250	-	23	-	
S- 783 / NTI	WEOS TO EEOS	04/04/01	1410	70	SC	320	2897	250	-	23	-	
S- 785 / NTI	WEOS TO EEOS	04/04/01	1420	70	SC	320	2897	250	-	23	DSX-704	705X
S- 786 / NTI	WEOS TO EEOS	04/04/01	1540	70	SC	320	2897	250	-	23	-	
S- 788 / NTI	WEOS TO EEOS	04/04/01	1550	70	SC	320	2897	250	-	23	-	
S- 790 / NTI	WEOS TO EEOS	04/04/01	1600	70	SC	320	2897	250	-	23	-	
S- 791 / NTI	WEOS TO EEOS	04/04/01	1640	70	SC	320	2897	250	-	23	-	
S- 793 / NTI	WEOS TO EEOS	04/04/01	1700	70	SC	320	2897	250	-	23	-	
S- 788 / 789	WEOS TO EEOS	04/05/01	1500	65	CFB	314	2322	250	-	23	-	
S- 774 / 775	705N TO 705J	04/05/01	900	60	CFB	320	2897	250	-	25	-	
S- 795 / NTI	WEOS TO EEOS	04/07/01	850	60	SC	320	2897	250	-	23	-	
S- 796 / NTI	WEOS TO EEOS	04/07/01	855	60	SC	320	2897	250	-	23	-	
S- 797 / NTI	WEOS TO EEOS	04/07/01	900	60	SC	320	2897	250	-	23	-	
S- 799 / NTI	WEOS TO EEOS	04/07/01	905	60	SC	320	2897	250	-	23	-	
S- 801 / NTI	WEOS TO EEOS	04/07/01	915	60	SC	320	2897	250	-	23	-	
S- 802 / NTI	WEOS TO EEOS	04/07/01	1110	60	SC	320	2897	250	-	23	-	
S- 804 / NTI	WEOS TO EEOS	04/07/01	1120	60	SC	320	2897	250	-	23	-	
S- 806 / NTI	WEOS TO EEOS	04/07/01	1130	60	SC	320	2897	250	-	23	-	
S- 807 / NTI	WEOS TO EEOS	04/07/01	1400	70	SC	320	2897	250	-	23	-	
S- 809 / NTI	WEOS TO EEOS	04/07/01	1430	70	SC	320	2897	250	-	23	DSX-707	708G
S- 810 / NTI	WEOS TO EEOS	04/07/01	1500	70	CFB	320	2897	250	-	8	-	
S- 810 / ETI	NEOS TO SEOS	04/07/01	1510	70	CFB	320	2897	250	-	27	-	
S- 811 / ETI	NEOS TO 110'S	04/07/01	1525	70	CFB	320	2897	250	-	110	-	
S- 811 / ETI	30'N TO SEOS	04/07/01	1500	70	CFB	314	2322	250	-	30	-	
S- 812 / ETI	NEOS TO SEOS	04/07/01	1520	70	CFB	314	2322	250	-	140	-	
S- 810 / 811	WEOS TO EEOS	04/09/01	945	65	SC	320	2897	250	-	5	-	

TABLE I-2
GEOMEMBRANE EXTRUSION SEAM SUMMARY
SECONDARY GEOMEMBRANE LINER
TRAIL RIDGE LANDFILL PHASES VA, VB, VC, AND VD
BALDWIN, FLORIDA

SEAM NUMBER	SEAM SECTION(1)	DATE	START TIME	AMBIENT TEMP. (F)	QA MON. (2)	WELDER I.D.		WELDING APPARATUS WEDGE TEMP. (C)		WELDED SEAM LENGTH	DESTRUC. NUMBER (3)	REMARKS
						MACH. #	TECH(2)	DIGITAL SET	INDICATOR			
S- 811 / 812	WEOS TO EEOS	04/09/01	1025	65	SC	320	2897	250	-	5	-	

NOTES:

(1) Refer to Appendix J for list of Abbreviations

(2) Refer to Appendix A for list of Golder and Serrot personnel

(3) Refer to Appendix L for Destructive Sample Laboratory Testing Results

F/N: SGESS.XLS

SECTION I-3

Primary Fusion

TABLE I-3
GEOMEMBRANE FUSION SEAM SUMMARY
PRIMARY GEOMEMBRANE LINER
TRAIL RIDGE LANDFILL PHASES VA, VB, VC, AND VD
BALDWIN, FLORIDA

SEAM NUMBER	SEAM SECTION(1)	DATE	START TIME	AMBIENT TEMP. (F)	QA MON. (2)	WELDER I.D.		WELDING APPARATUS WEDGE TEMP. (C)		WELDED SEAM LENGTH	DESTRUC. NUMBER (3)	REMARKS
						MACH. #	TECH(2)	DIGITAL SET	INDICATOR			
PHASE VA												
P- 300 / 301	SEOS TO NEOS	11/15/00	1643	55	CFB	16040	2174	750	-	190	-	
P- 301 / 302	EEOS TO WEOS	11/15/00	1700	50	CFB	16040	2174	750	-	23	-	
P- 300 / 302	SEOS TO NEOS	11/15/00	1710	50	CFB	16040	2174	750	-	119	-	
P- 304 / 305	WEOS TO EEOS	11/16/00	1400	70	SC	1642	2322	750	-	23	-	
P- 303 / 305	SEOS TO NEOS	11/16/00	1405	70	SC	1642	2322	750	-	154	-	
P- 303 / 304	SEOS TO NEOS	11/16/00	1420	70	SC	1642	2322	750	-	156	DPF-302	126C
P- 306 / 307	SEOS TO NEOS	11/16/00	1440	70	SC	1642	2322	750	-	306	-	
P- 310 / 311	WEOS TO EEOS	11/16/00	1540	70	SC	1642	2322	750	-	23	-	
P- 309 / 311	SEOS TO NEOS	11/16/00	1545	70	SC	1642	2322	750	-	6	-	
P- 309 / 310	SEOS TO NEOS	11/16/00	1550	70	SC	1642	2322	750	-	155	DPF-304	126E
P- 308 / 310	SEOS TO NEOS	11/16/00	1600	70	SC	1642	2322	750	-	153	-	
P- 312 / 313	SEOS TO NEOS	11/16/00	1620	70	SC	1642	2322	750	-	307	DPF-306	126I
P- 302 / 303	SEOS TO NEOS	11/16/00	1350	70	SC	16040	2174	750	-	119	DPF-300	126A
P- 301 / 303	SEOS TO NEOS	11/16/00	1400	70	SC	16040	2174	750	-	189	DPF-301	126B
P- 305 / 306	SEOS TO NEOS	11/16/00	1430	70	SC	16040	2174	750	-	152	-	
P- 304 / 306	SEOS TO NEOS	11/16/00	1440	70	SC	16040	2174	750	-	156	-	
P- 308 / 309	EEOS TO WEOS	11/16/00	1515	70	SC	16040	2174	750	-	23	-	
P- 307 / 309	SEOS TO NEOS	11/16/00	1520	70	SC	16040	2174	750	-	156	DPF-303	126D
P- 307 / 308	SEOS TO NEOS	11/16/00	1530	70	SC	16040	2174	750	-	153	-	
P- 311 / 312	SEOS TO NEOS	11/16/00	1610	70	SC	16040	2174	750	-	6	-	
P- 310 / 312	SEOS TO NEOS	11/16/00	1615	70	SC	16040	2174	750	-	301	DPF-305	126H
P- 313 / 314	SEOS TO NEOS	11/20/00	1440	65	SC	16040	2174	750	-	308	-	
P- 317 / 318	WEOS TO EEOS	11/20/00	1530	65	SC	16040	2174	750	-	23	-	
P- 316 / 318	SEOS TO NEOS	11/20/00	1540	65	SC	16040	2174	750	-	23	-	
P- 316 / 317	SEOS TO NEOS	11/20/00	1545	65	SC	16040	2174	750	-	139	DPF-307	126S
P- 315 / 317	SEOS TO NEOS	11/20/00	1600	65	SC	16040	2174	750	-	148	-	
P- 319 / 321	SEOS TO NEOS	11/20/00	1615	65	SC	16040	2174	750	-	190	-	
P- 319 / 320	SEOS TO NEOS	11/20/00	1630	65	SC	16040	2174	750	-	116	DPF-309	127A
P- 315 / 316	WEOS TO EEOS	11/20/00	1500	65	SC	1642	2322	750	-	23	-	
P- 314 / 316	SEOS TO NEOS	11/20/00	1510	65	SC	1642	2322	750	-	160	-	
P- 314 / 315	SEOS TO NEOS	11/20/00	1530	65	SC	1642	2322	750	-	148	-	
P- 318 / 319	SEOS TO NEOS	11/20/00	1550	65	SC	1642	2322	750	-	23	DPF-308	126T
P- 317 / 319	SEOS TO NEOS	11/20/00	1600	65	SC	1642	2322	750	-	285	-	
P- 320 / 321	WEOS TO EEOS	11/20/00	1635	65	SC	1642	2322	750	-	23	-	

TABLE I-3
GEOMEMBRANE FUSION SEAM SUMMARY
PRIMARY GEOMEMBRANE LINER
TRAIL RIDGE LANDFILL PHASES VA, VB, VC, AND VD
BALDWIN, FLORIDA

SEAM NUMBER	SEAM SECTION(1)	DATE	START TIME	AMBIENT TEMP. (F)	QA MON. (2)	WELDER I.D.		WELDING APPARATUS WEDGE TEMP. (C)		WELDED SEAM LENGTH	DESTRUC. NUMBER (3)	REMARKS
						MACH. #	TECH(2)	DIGITAL SET	INDICATOR			
P- 321 / 323	SEOS TO NEOS	11/21/00	915	50	SC	16040	2174	750	-	48	-	
P- 321 / 322	SEOS TO NEOS	11/21/00	920	50	SC	16040	2174	750	-	145	-	
P- 320 / 322	SEOS TO NEOS	11/21/00	935	50	SC	16040	2174	750	-	115	-	
P- 324 / 326	SEOS TO NEOS	11/21/00	1030	50	SC	16040	2174	750	-	210	DPF-311	127G
P- 324 / 325	SEOS TO NEOS	11/21/00	1045	50	SC	16040	2174	750	-	108	-	
P- 328 / 329	SEOS TO NEOS	11/21/00	1350	50	SC	16040	2174	750	-	65	-	
P- 327 / 329	SEOS TO NEOS	11/21/00	1410	50	SC	16040	2174	750	-	245	DPF-313	127I
P- 332 / 333	WEOS TO EEOS	11/21/00	1430	50	SC	16040	2174	750	-	23	-	
P- 331 / 333	SEOS TO NEOS	11/21/00	1445	50	SC	16040	2174	750	-	89	-	
P- 331 / 332	SEOS TO NEOS	11/21/00	1455	50	SC	16040	2174	750	-	145	-	
P- 330 / 332	SEOS TO NEOS	11/21/00	1500	50	SC	16040	2174	750	-	75	-	
P- 334 / 335	SEOS TO NEOS	11/21/00	1625	50	SC	16040	2174	750	-	307	DPF-315	127K
P- 322 / 323	EEOS TO WEOS	11/21/00	915	50	SC	1642	2322	750	-	23	-	
P- 323 / 324	SEOS TO NEOS	11/21/00	920	50	SC	1642	2322	750	-	48	-	
P- 322 / 324	SEOS TO NEOS	11/21/00	930	50	SC	1642	2322	750	-	262	DPF-310	127E
P- 325 / 326	WEOS TO EEOS	11/21/00	1035	50	SC	1642	2322	750	-	23	-	
P- 327 / 328	WEOS TO EEOS	11/21/00	1040	50	SC	1642	2322	750	-	23	-	
P- 326 / 328	SEOS TO NEOS	11/21/00	1045	50	SC	1642	2322	750	-	64	-	
P- 326 / 327	SEOS TO NEOS	11/21/00	1055	50	SC	1642	2322	750	-	145	-	
P- 325 / 327	SEOS TO NEOS	11/21/00	1105	50	SC	1642	2322	750	-	104	DPF-312	127H
P- 330 / 331	WEOS TO EEOS	11/21/00	1350	50	SC	1642	2322	750	-	23	-	
P- 329 / 331	SEOS TO NEOS	11/21/00	1400	50	SC	1642	2322	750	-	236	-	
P- 329 / 330	SEOS TO NEOS	11/21/00	1420	50	SC	1642	2322	750	-	74	-	
P- 333 / 334	SEOS TO NEOS	11/21/00	1350	50	SC	1642	2322	750	-	89	-	
P- 332 / 334	SEOS TO NEOS	11/21/00	1315	50	SC	1642	2322	750	-	220	DPF-314	127J
P- 336 / 337	EEOS TO WEOS	11/22/00	920	40	SC	1642	2322	750	-	23	-	
P- 337 / 339	SEOS TO NEOS	11/22/00	925	40	SC	1642	2322	750	-	17	-	
P- 337 / 338	SEOS TO NEOS	11/22/00	928	40	SC	1642	2322	750	-	151	-	
P- 336 / 338	SEOS TO NEOS	11/22/00	940	40	SC	1642	2322	750	-	138	DPF-317	127N
P- 338 / 339	WEOS TO EEOS	11/22/00	1000	40	KG	1642	2322	750	-	23	-	
P- 341 / 342	WEOS TO EEOS	11/22/00	1035	40	KG	1642	2322	750	-	23	-	
P- 340 / 342	SEOS TO NEOS	11/22/00	1055	40	KG	1642	2322	750	-	193	-	
P- 340 / 341	SEOS TO NEOS	11/22/00	1115	40	KG	1642	2322	750	-	119	-	
P- 346 / 347	WEOS TO EEOS	11/22/00	1400	60	SC	1642	2322	750	-	23	-	
P- 344 / 345	SEOS TO NEOS	11/22/00	1405	60	SC	1642	2322	750	-	48	DPF-319	127X

TABLE I-3
GEOMEMBRANE FUSION SEAM SUMMARY
PRIMARY GEOMEMBRANE LINER
TRAIL RIDGE LANDFILL PHASES VA, VB, VC, AND VD
BALDWIN, FLORIDA

SEAM NUMBER	SEAM SECTION(1)	DATE	START TIME	AMBIENT TEMP. (F)	QA MON. (2)	WELDER I.D.		WELDING APPARATUS WEDGE TEMP. (C)		WELDED SEAM LENGTH	DESTRUC. NUMBER (3)	REMARKS
						MACH. #	TECH(2)	DIGITAL SET	INDICATOR			
P- 343 / 345	SEOS TO NEOS	11/22/00	1415	60	SC	1642	2322	750	-	264	-	
P- 348 / 349	EEOS TO WEOS	11/22/00	1500	60	SC	1642	2322	750	-	23	-	
P- 347 / 349	SEOS TO NEOS	11/22/00	1505	60	SC	1642	2322	750	-	86	-	
P- 347 / 348	SEOS TO NEOS	11/22/00	1515	60	SC	1642	2322	750	-	139	DPF-320	130C
P- 346 / 348	SEOS TO NEOS	11/22/00	1530	60	SC	1642	2322	750	-	87	-	
P- 335 / 337	SEOS TO NEOS	11/22/00	915	40	SC	16040	2174	750	-	168	-	
P- 335 / 336	SEOS TO NEOS	11/22/00	930	40	SC	16040	2174	750	-	138	DPF-316	127M
P- 339 / 340	SEOS TO NEOS	11/22/00	1030	40	KG	16040	2174	750	-	20	-	
P- 338 / 340	SEOS TO NEOS	11/22/00	1035	40	KG	16040	2174	750	-	292	-	
P- 343 / 344	WEOS TO EEOS	11/22/00	1400	60	SC	16040	2174	750	-	23	-	
P- 342 / 344	SEOS TO NEOS	11/22/00	1405	60	SC	16040	2174	750	-	48	-	
P- 342 / 343	SEOS TO NEOS	11/22/00	1415	60	SC	16040	2174	750	-	144	DPF-318	127W
P- 341 / 343	SEOS TO NEOS	11/22/00	1420	60	SC	16040	2174	750	-	120	-	
P- 345 / 347	SEOS TO NEOS	11/22/00	1445	60	SC	16040	2174	750	-	225	-	
P- 345 / 346	SEOS TO NEOS	11/22/00	1505	60	SC	16040	2174	750	-	87	DPF-321	130D
P- 349 / 350	SEOS TO NEOS	11/24/00	1010	55	CFB	16040	2174	750	-	86	-	
P- 348 / 350	SEOS TO NEOS	11/24/00	1025	55	CFB	16040	2174	750	-	227	-	
P- 353 / 354	WEOS TO EEOS	11/24/00	1040	55	CFB	16040	2174	750	-	23	-	
P- 352 / 354	SEOS TO NEOS	11/24/00	1045	55	CFB	16040	2174	750	-	119	-	
P- 352 / 353	SEOS TO NEOS	11/24/00	1100	55	CFB	16040	2174	750	-	198	DPF-323	132B
P- 355 / 356	SEOS TO NEOS	11/24/00	1430	50	CFB	16040	2174	750	-	317	-	
P- 359 / 360	WEOS TO EEOS	11/24/00	1540	50	CFB	16040	2174	750	-	23	DPF-325	132K
P- 358 / 360	SEOS TO NEOS	11/24/00	1545	50	CFB	16040	2174	750	-	26	-	
P- 358 / 359	SEOS TO NEOS	11/24/00	1555	50	CFB	16040	2174	750	-	142	-	
P- 357 / 359	SEOS TO NEOS	11/24/00	1605	50	CFB	16040	2174	750	-	144	-	
P- 351 / 353	SEOS TO NEOS	11/24/00	1130	50	CFB	16040	2174	750	-	57	-	Walk Through
P- 351 / 352	WEOS TO EEOS	11/24/00	1005	55	KG	1642	2322	750	-	23	-	
P- 350 / 352	SEOS TO NEOS	11/24/00	1015	55	KG	1642	2322	750	-	254	-	
P- 350 / 351	SEOS TO NEOS	11/24/00	1035	55	KG	1642	2322	750	-	58	-	
P- 354 / 355	SEOS TO NEOS	11/24/00	1100	55	KG	1642	2322	750	-	118	DPF-322	132A
P- 353 / 355	SEOS TO NEOS	11/24/00	1115	55	KG	1642	2322	750	-	192	-	
P- 357 / 358	WEOS TO EEOS	11/24/00	1500	50	KG	1642	2322	750	-	23	-	
P- 356 / 358	SEOS TO NEOS	11/24/00	1505	50	KG	1642	2322	750	-	168	-	
P- 356 / 357	SEOS TO NEOS	11/24/00	1520	50	KG	1642	2322	750	-	143	DPF-324	132P
P- 360 / 361	SEOS TO NEOS	11/24/00	1600	50	KG	1642	2322	750	-	26	-	

TABLE I-3
GEOMEMBRANE FUSION SEAM SUMMARY
PRIMARY GEOMEMBRANE LINER
TRAIL RIDGE LANDFILL PHASES VA, VB, VC, AND VD
BALDWIN, FLORIDA

SEAM NUMBER	SEAM SECTION(1)	DATE	START TIME	AMBIENT TEMP. (F)	QA MON. (2)	WELDER I.D.		WELDING APPARATUS WEDGE TEMP. (C)		WELDED SEAM LENGTH	DESTRUC. NUMBER (3)	REMARKS
						MACH. #	TECH(2)	DIGITAL SET	INDICATOR			
P- 359 / 361	SEOS TO NEOS	11/24/00	1605	50	KG	1642	2322	750	-	283	-	
P- 363 / 365	SEOS TO NEOS	11/30/00	1425	70	KG	1642	2322	750	-	52	DPF-327	132T
P- 364 / 365	WEOS TO EEOS	11/30/00	1400	70	KG	1642	2322	750	-	23	-	
P- 363 / 364	SEOS TO NEOS	11/30/00	1440	70	KG	1642	2322	750	-	143	-	
P- 362 / 364	SEOS TO NEOS	11/30/00	1450	70	KG	1642	2322	750	-	112	-	
P- 367 / 368	WEOS TO EEOS	11/30/00	1530	70	KG	1642	2322	750	-	23	-	
P- 366 / 368	SEOS TO NEOS	11/30/00	1545	70	KG	1642	2322	750	-	217	DPF-329	132X
P- 366 / 367	SEOS TO NEOS	11/30/00	1600	70	KG	1642	2322	750	-	93	-	
P- 361 / 363	SEOS TO NEOS	11/30/00	1430	70	KG	16040	2174	750	-	195	DPF-326	132S
P- 361 / 362	SEOS TO NEOS	11/30/00	1440	70	KG	16040	2174	750	-	114	-	
P- 362 / 363	WEOS TO EEOS	11/30/00	1445	70	KG	16040	2174	750	-	23	-	
P- 365 / 366	SEOS TO NEOS	11/30/00	1520	70	KG	16040	2174	750	-	22	-	
P- 364 / 366	SEOS TO NEOS	11/30/00	1525	70	KG	16040	2174	750	-	256	DPF-328	132W
P- 369 / 370	WEOS TO EEOS	01/13/01	1350	65	SC	1642	5535	750	-	208	DPF-330	133C
P- 371 / 372	WEOS TO EEOS	01/13/01	1440	65	SC	1642	5535	750	-	195	-	
P- 368 / 373	SEOS TO NEOS	01/13/01	1510	65	SC	1642	5535	750	-	20	-	
P- 367 / 373	SEOS TO NEOS	01/13/01	1515	65	SC	1642	5535	750	-	3	-	
P- 367 / 372	SEOS TO NEOS	01/13/01	1520	65	SC	1642	5535	750	-	23	-	
P- 367 / 371	SEOS TO NEOS	01/13/01	1530	65	SC	1642	5535	750	-	23	-	
P- 367 / 370	SEOS TO NEOS	01/13/01	1540	65	SC	1642	5535	750	-	23	-	
P- 367 / 369	SEOS TO NEOS	01/13/01	1550	65	SC	1642	5535	750	-	23	-	
P- 370 / 371	WEOS TO EEOS	01/13/01	1400	65	SC	16040	2174	750	-	203	-	
P- 373 / 374	SEOS TO NEOS	01/13/01	1415	65	SC	16040	2174	750	-	23	DPF-331	133D
P- 374 / 375	SEOS TO NEOS	01/13/01	1425	65	SC	16040	2174	750	-	23	-	
P- 372 / 373	WEOS TO EEOS	01/13/01	1435	65	SC	16040	2174	750	-	55	-	
P- 372 / 374	WEOS TO EEOS	01/13/01	1445	65	SC	16040	2174	750	-	68	-	
P- 372 / 375	WEOS TO EEOS	01/13/01	1455	65	SC	16040	2174	750	-	62	-	
P- 376 / 377	SEOS TO NEOS	01/15/01	1515	75	SC	16040	2174	750	-	199	-	
P- 368 / 376	SEOS TO NEOS	01/15/01	1550	75	SC	16040	2174	750	-	197	DPF-332	133K
P- 378 / 381	WEOS TO EEOS	01/15/01	1615	75	SC	16040	2174	750	-	110	-	
P- 381 / 382	WEOS TO EEOS	01/15/01	1635	75	SC	16040	2174	750	-	100	-	
P- 383 / 384	EEOS TO WEOS	01/15/01	1650	75	SC	16040	2174	750	-	78	-	
P- 384 / 385	EEOS TO WEOS	01/15/01	1700	75	SC	16040	2174	750	-	70	DPF-335	133W
P- 377 / 383	SEOS TO NEOS	01/15/01	1715	75	SC	16040	2174	750	-	23	-	
P- 377 / 382	SEOS TO NEOS	01/15/01	1718	75	SC	16040	2174	750	-	23	-	

TABLE I-3
GEOMEMBRANE FUSION SEAM SUMMARY
PRIMARY GEOMEMBRANE LINER
TRAIL RIDGE LANDFILL PHASES VA, VB, VC, AND VD
BALDWIN, FLORIDA

SEAM NUMBER	SEAM SECTION(1)	DATE	START TIME	AMBIENT TEMP. (F)	QA MON. (2)	WELDER I.D.		WELDING APPARATUS WEDGE TEMP. (C)		WELDED SEAM LENGTH	DESTRUC. NUMBER (3)	REMARKS
						MACH. #	TECH(2)	DIGITAL SET	INDICATOR			
P- 377 / 381	SEOS TO NEOS	01/15/01	1721	75	SC	16040	2174	750	-	23	-	
P- 377 / 378	SEOS TO NEOS	01/15/01	1725	75	SC	16040	2174	750	-	14	-	
P- 378 / 379	WEOS TO EEOS	01/15/01	1525	75	SC	1642	5535	750	-	100	-	
P- 379 / 380	WEOS TO EEOS	01/15/01	1545	75	SC	1642	5535	750	-	47	-	
P- 375 / 380	WEOS TO EEOS	01/15/01	1600	75	SC	1642	5535	750	-	50	-	
P- 373 / 376	WEOS TO EEOS	01/15/01	1610	75	SC	1642	5535	750	-	23	DPF-333	133R
P- 373 / 377	WEOS TO EEOS	01/15/01	1620	75	SC	1642	5535	750	-	23	-	
P- 373 / 378	WEOS TO EEOS	01/15/01	1623	75	SC	1642	5535	750	-	11	-	
P- 374 / 378	WEOS TO EEOS	01/15/01	1624	75	SC	1642	5535	750	-	8	-	
P- 374 / 379	WEOS TO EEOS	01/15/01	1627	75	SC	1642	5535	750	-	59	-	
P- 374 / 380	WEOS TO EEOS	01/15/01	1630	75	SC	1642	5535	750	-	3	-	
P- 382 / 383	EEOS TO WEOS	01/15/01	1635	75	SC	1642	5535	750	-	88	DPF-334	133T
P- 385 / 386	EEOS TO WEOS	01/15/01	1645	75	SC	1642	5535	750	-	55	-	
P- 386 / 387	EEOS TO WEOS	01/15/01	1655	75	SC	1642	5535	750	-	45	-	
P- 387 / 388	WEOS TO EEOS	01/15/01	1705	75	SC	1642	5535	750	-	45	-	
P- 377 / 388	SEOS TO NEOS	01/15/01	1715	75	SC	1642	5535	750	-	9	-	
P- 377 / 387	SEOS TO NEOS	01/15/01	1716	75	SC	1642	5535	750	-	23	-	
P- 377 / 386	SEOS TO NEOS	01/15/01	1720	75	SC	1642	5535	750	-	23	-	
P- 377 / 385	SEOS TO NEOS	01/15/01	1723	75	SC	1642	5535	750	-	23	-	
P- 377 / 384	SEOS TO NEOS	01/15/01	1727	70	SC	1642	5535	750	-	23	-	
RP- 1 / 2	WEOS TO EEOS	01/16/01	900	55	CFB	16040	2174	750	-	43	-	Rubsheet
PHASE VB												
P- 601 / 603	SEOS TO NEOS	02/05/01	1420	60	KG	1642	5535	750	-	164	DPF-601	626B
P- 601 / 602	SEOS TO NEOS	02/05/01	1450	60	KG	1642	5535	750	-	143	-	
P- 602 / 603	EEOS TO WEOS	02/05/01	1440	60	KG	1642	5535	750	-	23	-	
P- 605 / 606	SEOS TO NEOS	02/05/01	1505	60	KG	1642	5535	750	-	32	-	
P- 604 / 606	SEOS TO NEOS	02/05/01	1510	60	KG	1642	5535	750	-	270	DPF-602	626C
P- 609 / 610	WEOS TO EEOS	02/05/01	1555	60	KG	1642	5535	750	-	23	-	
P- 608 / 610	SEOS TO NEOS	02/05/01	1600	60	CFB	1642	5535	750	-	46	-	
P- 608 / 609	SEOS TO NEOS	02/05/01	1610	60	CFB	1642	5535	750	-	150	-	
P- 607 / 609	SEOS TO NEOS	02/05/01	1630	60	CFB	1642	5535	750	-	112	-	
P- 600 / 601	SEOS TO NEOS	02/05/01	1415	60	KG	16040	2174	750	-	306	DPF-600	626A
P- 604 / 605	WEOS TO EEOS	02/05/01	1450	60	KG	16040	2174	750	-	23	-	

TABLE I-3
GEOMEMBRANE FUSION SEAM SUMMARY
PRIMARY GEOMEMBRANE LINER
TRAIL RIDGE LANDFILL PHASES VA, VB, VC, AND VD
BALDWIN, FLORIDA

SEAM NUMBER	SEAM SECTION(1)	DATE	START TIME	AMBIENT TEMP. (F)	QA MON. (2)	WELDER I.D.		WELDING APPARATUS WEDGE TEMP. (C)		WELDED SEAM LENGTH	DESTRUC. NUMBER (3)	REMARKS
						MACH. #	TECH(2)	DIGITAL SET	INDICATOR			
P- 603 / 605	SEOS TO NEOS	02/05/01	1500	60	KG	16040	2174	750	-	32	-	
P- 603 / 604	SEOS TO NEOS	02/05/01	1510	60	KG	16040	2174	750	-	126	-	
P- 602 / 604	SEOS TO NEOS	02/05/01	1520	60	KG	16040	2174	750	-	143	-	
P- 607 / 608	WEOS TO EEOS	02/05/01	1535	60	KG	16040	2174	750	-	23	-	
P- 606 / 608	SEOS TO NEOS	02/05/01	1545	60	KG	16040	2174	750	-	195	DPF-603	626D
P- 606 / 607	SEOS TO NEOS	02/05/01	1610	60	CFB	16040	2174	750	-	109	-	
P- 612 / 613	EEOS TO WEOS	02/06/01	1405	70	SL	1642	5535	750	-	23	-	
P- 614 / 615	EEOS TO WEOS	02/06/01	1415	70	SL	1642	5535	750	-	23	-	
P- 613 / 615	SEOS TO NEOS	02/06/01	1420	70	SL	1642	5535	750	-	22	-	
P- 613 / 614	SEOS TO NEOS	02/06/01	1430	70	SL	1642	5535	750	-	133	DPF-605	626F
P- 612 / 614	SEOS TO NEOS	02/06/01	1440	70	SL	1642	5535	750	-	151	-	
P- 617 / 618	WEOS TO EEOS	02/06/01	1500	70	SL	1642	5535	750	-	23	-	
P- 616 / 618	SEOS TO NEOS	02/06/01	1510	70	SL	1642	5535	750	-	188	-	
P- 616 / 617	SEOS TO NEOS	02/06/01	1530	70	SL	1642	5535	750	-	115	DPF-606	626J
P- 620 / 621	SEOS TO NEOS	02/06/01	1550	70	SL	1642	5535	750	-	43	-	
P- 619 / 621	SEOS TO NEOS	02/06/01	1600	70	SL	1642	5535	750	-	262	-	
P- 609 / 611	626M TO NEOS	02/06/01	1655	70	SL	1642	5535	750	-	109	-	
P- 611 / 613	SEOS TO NEOS	02/06/01	1405	70	SL	16040	2174	750	-	154	-	
P- 611 / 612	SEOS TO NEOS	02/06/01	1420	70	SL	16040	2174	750	-	151	DPF-604	626E
P- 615 / 616	SEOS TO NEOS	02/06/01	1445	70	SL	16040	2174	750	-	22	-	
P- 614 / 616	SEOS TO NEOS	02/06/01	1455	70	SL	16040	2174	750	-	284	-	
P- 619 / 620	EEOS TO WEOS	02/06/01	1530	70	SL	16040	2174	750	-	23	-	
P- 618 / 620	SEOS TO NEOS	02/06/01	1540	70	SL	16040	2174	750	-	43	-	
P- 618 / 619	SEOS TO NEOS	02/06/01	1545	70	SL	16040	2174	750	-	147	DPF-607	626K
P- 617 / 619	SEOS TO NEOS	02/06/01	1600	70	SL	16040	2174	750	-	115	-	
P- 610 / 611	SEOS TO NEOS	02/06/01	1620	70	SL	16040	2174	750	-	46	-	
P- 609 / 611	SEOS TO 626M	02/06/01	1630	70	SL	16040	2174	750	-	149	-	
P- 621 / 622	SEOS TO NEOS	02/07/01	1415	75	KG	16040	2174	750	-	304	DPF-608	625T
P- 625 / 626	EEOS TO WEOS	02/07/01	1450	75	KG	16040	2174	750	-	23	-	
P- 624 / 626	SEOS TO NEOS	02/07/01	1500	75	KG	16040	2174	750	-	21	-	
P- 624 / 625	SEOS TO NEOS	02/07/01	1510	75	KG	16040	2174	750	-	134	-	
P- 623 / 625	SEOS TO NEOS	02/07/01	1520	75	KG	16040	2174	750	-	147	DPF-610	625X
P- 627 / 629	SEOS TO NEOS	02/07/01	1540	75	KG	16040	2174	750	-	187	-	
P- 627 / 628	SEOS TO NEOS	02/07/01	1605	75	KG	16040	2174	750	-	113	-	
P- 628 / 629	EEOS TO WEOS	02/07/01	1610	75	KG	16040	2174	750	-	23	-	

TABLE I-3
GEOMEMBRANE FUSION SEAM SUMMARY
PRIMARY GEOMEMBRANE LINER
TRAIL RIDGE LANDFILL PHASES VA, VB, VC, AND VD
BALDWIN, FLORIDA

SEAM NUMBER	SEAM SECTION(1)	DATE	START TIME	AMBIENT TEMP. (F)	QA MON. (2)	WELDER I.D.		WELDING APPARATUS WEDGE TEMP. (C)		WELDED SEAM LENGTH	DESTRUC. NUMBER (3)	REMARKS
						MACH. #	TECH(2)	DIGITAL SET	INDICATOR			
P- 631 / 632	SEOS TO NEOS	02/07/01	1630	75	KG	16040	2174	750	-	41	-	
P- 630 / 632	SEOS TO NEOS	02/07/01	1650	75	KG	16040	2174	750	-	261	DPF-612	627C
P- 635 / 636	WEOS TO EEOS	02/07/01	1730	70	CFB	16040	2174	750	-	23	-	
P- 634 / 636	SEOS TO NEOS	02/07/01	1735	70	CFB	16040	2174	750	-	60	-	
P- 634 / 635	SEOS TO NEOS	02/07/01	1750	70	CFB	16040	2174	750	-	140	-	
P- 622 / 624	SEOS TO NEOS	02/07/01	1415	75	KG	1642	5535	750	-	156	DPF-609	625W
P- 622 / 623	SEOS TO NEOS	02/07/01	1445	75	KG	1642	5535	750	-	148	-	
P- 623 / 624	WEOS TO EEOS	02/07/01	1440	75	KG	1642	5535	750	-	23	-	
P- 626 / 627	SEOS TO NEOS	02/07/01	1505	75	KG	1642	5535	750	-	20	-	
P- 625 / 627	SEOS TO 627A	02/07/01	1515	75	KG	1642	5535	750	-	74	-	
P- 625 / 627	627A TO NEOS	02/07/01	1535	75	KG	1642	5535	750	-	207	DPF-611	627B
P- 630 / 631	EEOS TO WEOS	02/07/01	1600	75	KG	1642	5535	750	-	23	-	
P- 629 / 631	SEOS TO NEOS	02/07/01	1605	75	KG	1642	5535	750	-	42	-	
P- 629 / 630	SEOS TO NEOS	02/07/01	1610	75	KG	1642	5535	750	-	146	-	
P- 628 / 630	SEOS TO NEOS	02/07/01	1620	75	KG	1642	5535	750	-	113	-	
P- 633 / 634	WEOS TO EEOS	02/07/01	1635	75	KG	1642	5535	750	-	23	DPF-613	627D
P- 632 / 634	SEOS TO NEOS	02/07/01	1700	70	CFB	1642	5535	750	-	210	-	
P- 632 / 633	SEOS TO NEOS	02/07/01	1720	70	CFB	1642	5535	750	-	102	-	
P- 633 / 635	SEOS TO NEOS	02/07/01	1735	70	CFB	1642	5535	750	-	102	-	
P- 636 / 637	SEOS TO NEOS	02/08/01	1430	70	SC	1642	5535	750	-	50	-	
P- 635 / 637	SEOS TO NEOS	02/08/01	1440	70	SC	1642	5535	750	-	240	DPF-614	628C
P- 639 / 640	SEOS TO NEOS	02/08/01	1510	70	SC	1642	5535	750	-	132	-	
P- 638 / 640	SEOS TO NEOS	02/08/01	1520	70	SC	1642	5535	750	-	159	-	
P- 641 / 643	SEOS TO NEOS	02/08/01	1645	70	SC	1642	5535	750	-	104	DPF-616	628F
P- 641 / 642	SEOS TO NEOS	02/08/01	1655	60	SC	1642	5535	750	-	174	-	
P- 646 / 647	EEOS TO WEOS	02/08/01	1720	60	SC	1642	5535	750	-	23	-	
P- 644 / 645	SEOS TO NEOS	02/08/01	1730	60	SC	1642	5535	750	-	270	DPF-618	628I
P- 637 / 639	SEOS TO NEOS	02/08/01	1445	70	SC	16040	2174	750	-	136	-	
P- 638 / 639	EEOS TO WEOS	02/08/01	1505	70	SC	16040	2174	750	-	23	-	
P- 637 / 638	SEOS TO NEOS	02/08/01	1510	70	SC	16040	2174	750	-	155	DPF-615	628E
P- 640 / 641	SEOS TO NEOS	02/08/01	1540	70	SC	16040	2174	750	-	281	-	
P- 642 / 643	EEOS TO WEOS	02/08/01	1645	70	SC	16040	2174	750	-	23	-	
P- 643 / 644	SEOS TO NEOS	02/08/01	1655	70	SC	16040	2174	750	-	105	DPF-617	628G
P- 642 / 644	SEOS TO NEOS	02/08/01	1715	70	SC	16040	2174	750	-	178	-	
P- 645 / 647	SEOS TO NEOS	02/08/01	1735	60	SC	16040	2174	750	-	75	-	

TABLE I-3
GEOMEMBRANE FUSION SEAM SUMMARY
PRIMARY GEOMEMBRANE LINER
TRAIL RIDGE LANDFILL PHASES VA, VB, VC, AND VD
BALDWIN, FLORIDA

SEAM NUMBER	SEAM SECTION(1)	DATE	START TIME	AMBIENT TEMP. (F)	QA MON. (2)	WELDER I.D.		WELDING APPARATUS WEDGE TEMP. (C)		WELDED SEAM LENGTH	DESTRUC. NUMBER (3)	REMARKS
						MACH. #	TECH(2)	DIGITAL SET	INDICATOR			
P- 645 / 646	SEOS TO NEOS	02/08/01	1740	60	SC	16040	2174	750	-	181	DPF-619	628J
P- 649 / 650	WEOS TO EEOS	02/14/01	1435	70	SC	1642	5535	750	-	23	-	
P- 648 / 650	SEOS TO NEOS	02/14/01	1440	70	SC	1642	5535	750	-	60	-	
P- 648 / 649	SEOS TO NEOS	02/14/01	1445	70	SC	1642	5535	750	-	191	DPF-620	628R
P- 652 / 653	WEOS TO EEOS	02/14/01	1510	70	SC	1642	5535	750	-	23	-	
P- 651 / 653	SEOS TO NEOS	02/14/01	1515	70	SC	1642	5535	750	-	94	-	
P- 651 / 652	SEOS TO NEOS	02/14/01	1530	70	SC	1642	5535	750	-	141	-	
P- 655 / 656	EEOS TO WEOS	02/14/01	1555	70	SC	1642	5535	750	-	23	-	
P- 654 / 656	SEOS TO NEOS	02/14/01	1600	70	SC	1642	5535	750	-	104	-	
P- 654 / 655	SEOS TO NEOS	02/14/01	1610	70	SC	1642	5535	750	-	116	DPF-622	628T
P- 647 / 648	SEOS TO NEOS	02/14/01	1420	70	SC	16040	2174	750	-	68	-	
P- 646 / 648	SEOS TO NEOS	02/14/01	1430	70	SC	16040	2174	750	-	184	-	
P- 650 / 651	SEOS TO NEOS	02/14/01	1505	70	SC	16040	2174	750	-	60	-	
P- 649 / 651	SEOS TO NEOS	02/14/01	1510	70	SC	16040	2174	750	-	191	DPF-621	628S
P- 653 / 654	SEOS TO NEOS	02/14/01	1550	70	SC	16040	2174	750	-	88	-	
P- 652 / 654	SEOS TO NEOS	02/14/01	1605	70	SC	16040	2174	750	-	161	-	
P- 657 / 658	WEOS TO EEOS	03/17/01	1135	70	SC	1642	5535	750	-	170	DPF-623	628W
P- 659 / 660	SEOS TO NEOS	03/17/01	1200	70	SC	1642	5535	750	-	23	-	
P- 658 / 660	WEOS TO EEOS	03/17/01	1205	70	SC	1642	5535	750	-	41	-	
P- 658 / 659	WEOS TO EEOS	03/17/01	1310	70	SC	1642	5535	750	-	105	-	
P- 660 / 661	WEOS TO EEOS	03/17/01	1325	70	SC	1642	5535	750	-	40	-	
P- 659 / 661	WEOS TO EEOS	03/17/01	1335	70	SC	1642	5535	750	-	88	DPF-624	628X
P- 655 / 661	SEOS TO NEOS	03/17/01	1350	70	SC	1642	5535	750	-	23	-	
P- 655 / 660	SEOS TO NEOS	03/17/01	1355	70	SC	1642	5535	750	-	23	-	
P- 655 / 658	SEOS TO NEOS	03/17/01	1400	70	SC	1642	5535	750	-	23	-	
P- 655 / 657	SEOS TO NEOS	03/17/01	1405	70	SC	1642	5535	750	-	23	-	
P- 662 / 663	WEOS TO EEOS	03/21/01	1245	50	SL	16040	5535	750	-	45	DPF-625	629R
P- 663 / 664	WEOS TO EEOS	03/21/01	1255	50	SL	16040	5535	750	-	53	DPF-626	629S
P- 664 / 665	WEOS TO EEOS	03/21/01	1305	50	SL	16040	5535	750	-	61	-	
P- 657 / 662	NEOS TO SEOS	03/21/01	1330	50	SL	16040	5535	750	-	23	-	
P- 658 / 663	NEOS TO SEOS	03/21/01	1335	50	SL	16040	5535	750	-	27	-	
P- 659 / 664	NEOS TO SEOS	03/21/01	1340	50	SL	16040	5535	750	-	27	-	
P- 661 / 665	NEOS TO SEOS	03/21/01	1345	50	SL	16040	5535	750	-	27	-	
P- 656 / 666	SEOS TO NEOS	03/23/01	1305	65	CFB	1642	2322	750	-	104	-	
P- 655 / 666	SEOS TO NEOS	03/23/01	1320	65	CFB	1642	2322	750	-	25	-	

TABLE I-3
GEOMEMBRANE FUSION SEAM SUMMARY
PRIMARY GEOMEMBRANE LINER
TRAIL RIDGE LANDFILL PHASES VA, VB, VC, AND VD
BALDWIN, FLORIDA

SEAM NUMBER	SEAM SECTION(1)	DATE	START TIME	AMBIENT TEMP. (F)	QA MON. (2)	WELDER I.D.		WELDING APPARATUS WEDGE TEMP. (C)		WELDED SEAM LENGTH	DESTRUC. NUMBER (3)	REMARKS
						MACH. #	TECH(2)	DIGITAL SET	INDICATOR			
P- 666 / 667	SEOS TO NEOS	03/28/01	1540	60	SC	1642	2322	750	-	115	-	
P- 667 / 668	SEOS TO NEOS	03/28/01	1600	60	SC	1642	2322	750	-	115	DPF-627	630F
P- 668 / 669	SEOS TO NEOS	03/28/01	1615	60	SC	1642	2322	750	-	112	-	
P- 669 / 670	NEOS TO SEOS	03/28/01	1630	60	SC	1642	2322	750	-	95	-	
P- 670 / 673	NEOS TO SEOS	03/28/01	1645	60	SC	1642	2322	750	-	35	-	
P- 673 / 674	NEOS TO SEOS	03/28/01	1650	60	SC	1642	2322	750	-	15	-	
P- 672 / 673	WEOS TO EEOS	03/28/01	1655	60	SC	1642	2322	750	-	25	-	
P- 672 / 674	WEOS TO EEOS	03/28/01	1700	60	SC	1642	2322	750	-	15	-	
P- 671 / 672	WEOS TO EEOS	03/28/01	1705	60	SC	1642	2322	750	-	55	-	
P- 661 / 671	WEOS TO EEOS	03/28/01	1715	60	SC	1642	2322	750	-	15	-	
P- 665 / 671	WEOS TO EEOS	03/28/01	1720	60	SC	1642	2322	750	-	55	DPF-628	630N
P- 670 / 671	NEOS TO SEOS	03/28/01	1725	60	SC	1642	2322	750	-	23	-	
P- 670 / 672	NEOS TO SEOS	03/28/01	1735	60	SC	1642	2322	750	-	23	-	
P- 661 / 667	WEOS TO EEOS	03/28/01	1750	60	SC	1642	2322	750	-	20	-	
P- 661 / 668	WEOS TO EEOS	03/28/01	1755	60	SC	1642	2322	750	-	23	-	
P- 661 / 669	WEOS TO EEOS	03/28/01	1800	60	SC	1642	2322	750	-	23	-	
P- 661 / 670	WEOS TO EEOS	03/28/01	1815	60	SC	1642	2322	750	-	23	-	
P- RP-1 / RP-2	NEOS TO SEOS	04/03/01	1325	60	SL	16040	2897	750	-	37	-	Rubsheet
P- RP-2 / RP-3	NEOS TO SEOS	04/03/01	1330	60	SL	16040	2897	750	-	39	-	Rubsheet
PHASE VC												
P- 400 / 402	SEOS TO NEOS	12/18/00	1425	60	SC	16040	2174	750	-	155	DPF-350	175A
P- 400 / 401	SEOS TO NEOS	12/18/00	1440	60	SC	16040	2174	750	-	153	-	
P- 409 / 410	EEOS TO WEOS	12/18/00	1505	60	SC	16040	2174	750	-	54	-	
P- 410 / 411	EEOS TO WEOS	12/18/00	1515	60	SC	16040	2174	750	-	53	-	
P- 411 / 412	EEOS TO WEOS	12/18/00	1525	60	SC	16040	2174	750	-	57	-	
P- 412 / 413	EEOS TO WEOS	12/18/00	1531	60	SC	16040	2174	750	-	55	DPF-351	175I
P- 413 / 414	EEOS TO WEOS	12/18/00	1540	60	SC	16040	2174	750	-	55	-	
P- 400 / 416	SEOS TO NEOS	12/18/00	1547	60	SC	16040	2174	750	-	23	-	
P- 400 / 415	SEOS TO NEOS	12/18/00	1550	60	SC	16040	2174	750	-	23	-	
P- 400 / 414	SEOS TO NEOS	12/18/00	1555	60	SC	16040	2174	750	-	23	-	
P- 400 / 413	SEOS TO NEOS	12/18/00	1600	60	SC	16040	2174	750	-	23	-	
P- 400 / 412	SEOS TO NEOS	12/18/00	1605	60	SC	16040	2174	750	-	23	-	
P- 400 / 411	SEOS TO NEOS	12/18/00	1610	60	SC	16040	2174	750	-	23	-	

TABLE I-3
GEOMEMBRANE FUSION SEAM SUMMARY
PRIMARY GEOMEMBRANE LINER
TRAIL RIDGE LANDFILL PHASES VA, VB, VC, AND VD
BALDWIN, FLORIDA

SEAM NUMBER	SEAM SECTION(1)	DATE	START TIME	AMBIENT TEMP. (F)	QA MON. (2)	WELDER I.D.		WELDING APPARATUS WEDGE TEMP. (C)		WELDED SEAM LENGTH	DESTRUC. NUMBER (3)	REMARKS
						MACH. #	TECH(2)	DIGITAL SET	INDICATOR			
P- 400 / 410	SEOS TO NEOS	12/18/00	1615	60	SC	16040	2174	750	-	23	-	
P- 400 / 409	SEOS TO NEOS	12/18/00	1620	60	SC	16040	2174	750	-	23	-	
P- 400 / 408	SEOS TO NEOS	12/18/00	1625	60	SC	16040	2174	750	-	23	-	
P- 400 / 407	SEOS TO NEOS	12/18/00	1630	60	SC	16040	2174	750	-	23	-	
P- 400 / 406	SEOS TO NEOS	12/18/00	1635	60	SC	16040	2174	750	-	23	-	
P- 400 / 405	SEOS TO NEOS	12/18/00	1640	60	SC	16040	2174	750	-	23	-	
P- 400 / 404	SEOS TO NEOS	12/18/00	1645	60	SC	16040	2174	750	-	23	-	
P- 400 / 403	SEOS TO NEOS	12/18/00	1650	60	SC	16040	2174	750	-	23	-	
P- 401 / 402	WEOS TO EEOS	12/18/00	1430	60	SC	1642	5535	750	-	23	-	
P- 403 / 404	WEOS TO EEOS	12/18/00	1445	60	SC	1642	5535	750	-	48	-	
P- 404 / 405	WEOS TO EEOS	12/18/00	1455	60	SC	1642	5535	750	-	47	-	
P- 405 / 406	WEOS TO EEOS	12/18/00	1510	60	SC	1642	5535	750	-	49	-	
P- 406 / 407	WEOS TO EEOS	12/18/00	1515	60	SC	1642	5535	750	-	51	-	
P- 407 / 408	WEOS TO EEOS	12/18/00	1520	60	SC	1642	5535	750	-	53	-	
P- 408 / 409	WEOS TO EEOS	12/18/00	1530	60	SC	1642	5535	750	-	52	-	
P- 414 / 415	EEOS TO WEOS	12/18/00	1540	60	SC	1642	5535	750	-	57	-	
P- 415 / 416	WEOS TO EEOS	12/18/00	1545	60	SC	1642	5535	750	-	57	DPF-352	175S
P- 417 / 418	SEOS TO NEOS	12/19/00	905	45	KG	1642	5535	750	-	309	-	
P- 402 / 417	SEOS TO NEOS	12/19/00	830	45	KG	16040	2174	750	-	155	DPF-353	175W
P- 401 / 417	SEOS TO NEOS	12/19/00	920	45	KG	16040	2174	750	-	151	-	
P- 419 / 420	WEOS TO EEOS	01/04/01	1405	45	KG	16040	2322	750	-	23	-	
P- 418 / 420	177A TO NEOS	01/04/01	1410	45	KG	16040	2322	750	-	138	-	
P- 418 / 419	SEOS TO NEOS	01/04/01	1420	50	KG	16040	2322	750	-	155	DPF-354	177B
P- 420 / 422	177D TO NEOS	01/04/01	1505	50	KG	16040	2322	750	-	100	-	
P- 419 / 422	SEOS TO NEOS	01/04/01	1510	50	KG	16040	2322	750	-	151	-	
P- 423 / 424	WEOS TO EEOS	01/04/01	1530	50	KG	16040	2322	750	-	23	-	
P- 425 / 426	WEOS TO EEOS	01/04/01	1540	50	KG	16040	2322	750	-	23	-	
P- 424 / 426	SEOS TO NEOS	01/04/01	1545	50	KG	16040	2322	750	-	15	-	
P- 424 / 425	SEOS TO NEOS	01/04/01	1550	50	KG	16040	2322	750	-	153	DPF-357	177H
P- 423 / 425	SEOS TO NEOS	01/04/01	1600	50	KG	16040	2322	750	-	135	-	
P- 425 / 427	177I TO NEOS	01/04/01	1620	50	KG	16040	2322	750	-	112	-	
P- 420 / 421	WEOS TO EEOS	01/04/01	1400	45	KG	1642	5535	750	-	23	-	
P- 418 / 421	SEOS TO NEOS	01/04/01	1405	45	KG	1642	5535	750	-	10	-	
P- 418 / 420	SEOS TO 177A	01/04/01	1410	50	KG	1642	5535	750	-	5	-	
P- 422 / 424	SEOS TO NEOS	01/04/01	1510	50	KG	1642	5535	750	-	167	DPF-356	177G

TABLE I-3
GEOMEMBRANE FUSION SEAM SUMMARY
PRIMARY GEOMEMBRANE LINER
TRAIL RIDGE LANDFILL PHASES VA, VB, VC, AND VD
BALDWIN, FLORIDA

SEAM NUMBER	SEAM SECTION(1)	DATE	START TIME	AMBIENT TEMP. (F)	QA MON. (2)	WELDER I.D.		WELDING APPARATUS WEDGE TEMP. (C)		WELDED SEAM LENGTH	DESTRUC. NUMBER (3)	REMARKS
						MACH. #	TECH(2)	DIGITAL SET	INDICATOR			
P- 422 / 423	SEOS TO NEOS	01/04/01	1535	50	KG	1642	5535	750	-	133	-	
P- 426 / 427	SEOS TO NEOS	01/04/01	1615	50	KG	1642	5535	750	-	15	-	
P- 425 / 427	SEOS TO 177I	01/04/01	1620	50	KG	1642	5535	750	-	172	-	
P- 421 / 422	SEOS TO NEOS	01/04/01	1440	50	KG	1316	5535	750	-	11	-	
P- 420 / 422	SEOS TO 177D	01/04/01	1445	50	KG	1316	5535	750	-	42	DPF-355	177E
P- 427 / 428	SEOS TO NEOS	01/05/01	1350	60	KG	16045	2392	750	-	304	DPF-358	177K
P- 430 / 431	SEOS TO NEOS	01/05/01	1435	60	KG	16045	2392	750	-	303	DPF-361	177Q
P- 433 / 434	SEOS TO NEOS	01/05/01	1525	55	KG	16045	2392	750	-	303	-	
P- 429 / 430	SEOS TO NEOS	01/05/01	1350	60	KG	1630	5535	750	-	301	DPF-359	177M
P- 432 / 433	SEOS TO NEOS	01/05/01	1500	60	KG	1630	5535	750	-	304	DPF-362	177R
P- 434 / 435	177S TO NEOS	01/05/01	1545	55	KG	1630	5535	750	-	114	-	
P- 428 / 429	SEOS TO NEOS	01/05/01	1350	60	KG	16040	2322	750	-	301	DPF-360	177N
P- 431 / 432	SEOS TO NEOS	01/05/01	1345	60	KG	16040	2322	750	-	302	-	
P- 434 / 435	SEOS TO 177S	01/05/01	1550	55	KG	16040	2322	750	-	187	DPF-363	177T
P- 436 / 437	EEOS TO WEOS	01/18/01	1555	75	SC	1642	2322	750	-	23	-	
P- 438 / 440	SEOS TO NEOS	01/18/01	1600	75	SC	1642	2322	750	-	232	-	
P- 439 / 440	WEOS TO EEOS	01/18/01	1425	75	SC	1642	2322	750	-	23	-	
P- 438 / 439	SEOS TO NEOS	01/18/01	1430	75	SC	1642	2322	750	-	69	DPF-365	179G
P- 442 / 443	SEOS TO NEOS	01/18/01	1435	75	SC	1642	2322	750	-	93	-	
P- 441 / 443	SEOS TO NEOS	01/18/01	1445	75	SC	1642	2322	750	-	208	-	
P- 444 / 445	WEOS TO EEOS	01/18/01	1505	75	SC	1642	2322	750	-	23	-	
P- 446 / 447	WEOS TO EEOS	01/18/01	1515	75	SC	1642	2322	750	-	23	-	
P- 445 / 447	SEOS TO NEOS	01/18/01	1520	75	SC	1642	2322	750	-	110	-	
P- 445 / 446	SEOS TO NEOS	01/18/01	1530	75	SC	1642	2322	750	-	142	DPF-367	179M
P- 444 / 446	SEOS TO NEOS	01/18/01	1545	75	SC	1642	2322	750	-	46	-	
P- 435 / 437	SEOS TO NEOS	01/18/01	1555	75	SC	1642	2322	750	-	79	-	
P- 435 / 436	SEOS TO NEOS	01/18/01	1605	75	SC	1642	2322	750	-	222	-	
P- 437 / 438	SEOS TO NEOS	01/18/01	1355	75	SC	16040	2174	750	-	80	DPF-364	179F
P- 436 / 438	SEOS TO NEOS	01/18/01	1410	75	SC	16040	2174	750	-	222	-	
P- 441 / 442	WEOS TO EEOS	01/18/01	1430	75	SC	16040	2174	750	-	23	-	
P- 440 / 442	SEOS TO NEOS	01/18/01	1435	75	SC	16040	2174	750	-	93	-	
P- 440 / 441	SEOS TO NEOS	01/18/01	1445	75	SC	16040	2174	750	-	140	DPF-366	179K
P- 439 / 441	SEOS TO NEOS	01/18/01	1455	75	SC	16040	2174	750	-	68	-	
P- 443 / 445	SEOS TO NEOS	01/18/01	1515	75	SC	16040	2174	750	-	254	-	
P- 443 / 444	SEOS TO NEOS	01/18/01	1545	75	SC	16040	2174	750	-	46	-	

TABLE I-3
GEOMEMBRANE FUSION SEAM SUMMARY
PRIMARY GEOMEMBRANE LINER
TRAIL RIDGE LANDFILL PHASES VA, VB, VC, AND VD
BALDWIN, FLORIDA

SEAM NUMBER	SEAM SECTION(1)	DATE	START TIME	AMBIENT TEMP. (F)	QA MON. (2)	WELDER I.D.		WELDING APPARATUS WEDGE TEMP. (C)		WELDED SEAM LENGTH	DESTRUC. NUMBER (3)	REMARKS
						MACH. #	TECH(2)	DIGITAL SET	INDICATOR			
P- 447 / 448	SEOS TO NEOS	01/18/01	1600	75	SC	16040	2174	750	-	112	DPF-368	179N
P- 446 / 448	SEOS TO NEOS	01/18/01	1615	75	SC	16040	2174	750	-	186	-	
P- 449 / 450	SEOS TO NEOS	01/19/01	1400	75	KG	1642	2322	750	-	300	DPF-370	181B
P- 451 / 452	SEOS TO NEOS	01/19/01	1425	75	KG	1642	2322	750	-	300	DPF-371	181C
P- 453 / 454	SEOS TO NEOS	01/19/01	1505	75	KG	1642	2322	750	-	300	-	
P- 455 / 456	SEOS TO NEOS	01/19/01	1535	75	KG	1642	2322	750	-	300	DPF-373	181E
P- 456 / 457	SEOS TO 180T	01/19/01	1630	70	KG	1642	2322	750	-	164	-	
P- 448 / 449	SEOS TO NEOS	01/19/01	1400	75	KG	16040	2174	750	-	300	DPF-369	181A
P- 450 / 451	SEOS TO NEOS	01/19/01	1425	75	KG	16040	2174	750	-	300	-	
P- 452 / 453	SEOS TO NEOS	01/19/01	1505	75	KG	16040	2174	750	-	300	DPF-372	181D
P- 454 / 455	SEOS TO NEOS	01/19/01	1535	75	KG	16040	2174	750	-	300	-	
P- 456 / 457	180T TO NEOS	01/19/01	1630	70	KG	16040	2174	750	-	138	DPF-374	181F
P- 460 / 462	SEOS TO NEOS	01/24/01	1335	60	SC	1642	2322	750	-	8	-	
P- 459 / 462	SEOS TO NEOS	01/24/01	1337	60	SC	1642	2322	750	-	152	DPF-375	181J
P- 458 / 462	SEOS TO NEOS	01/24/01	1350	60	SC	1642	2322	750	-	9	-	
P- 461 / 462	WEOS TO EEOS	01/24/01	1354	60	SC	1642	2322	750	-	23	-	
P- 458 / 461	SEOS TO NEOS	01/24/01	1400	60	SC	1642	2322	750	-	134	-	
P- 466 / 467	EEOS TO WEOS	01/24/01	1415	60	SC	1642	2322	750	-	23	-	
P- 464 / 465	SEOS TO NEOS	01/24/01	1425	60	SC	1642	2322	750	-	34	-	
P- 463 / 465	SEOS TO NEOS	01/24/01	1435	60	SC	1642	2322	750	-	268	DPF-377	181Q
P- 468 / 469	WEOS TO EEOS	01/24/01	1455	60	SC	1642	2322	750	-	23	-	
P- 467 / 469	SEOS TO NEOS	01/24/01	1500	60	SC	1642	2322	750	-	150	-	
P- 466 / 468	SEOS TO NEOS	01/24/01	1515	60	SC	1642	2322	750	-	152	-	
P- 471 / 472	EEOS TO WEOS	01/24/01	1540	60	SC	1642	2322	750	-	27	-	
P- 470 / 472	SEOS TO NEOS	01/24/01	1550	60	SC	1642	2322	750	-	155	DPF-379	181W
P- 470 / 471	SEOS TO NEOS	01/24/01	1615	60	SC	1642	2322	750	-	150	-	
P- 459 / 460	WEOS TO EEOS	01/24/01	1330	60	SC	16040	2174	750	-	23	-	
P- 457 / 460	SEOS TO NEOS	01/24/01	1333	60	SC	16040	2174	750	-	5	-	
P- 457 / 459	SEOS TO NEOS	01/24/01	1334	60	SC	16040	2174	750	-	152	-	
P- 458 / 459	EEOS TO WEOS	01/24/01	1350	60	SC	16040	2174	750	-	23	-	
P- 457 / 458	SEOS TO NEOS	01/24/01	1355	60	SC	16040	2174	750	-	145	-	
P- 463 / 464	EEOS TO WEOS	01/24/01	1415	60	SC	16040	2174	750	-	23	-	
P- 462 / 464	SEOS TO NEOS	01/24/01	1420	60	SC	16040	2174	750	-	34	DPF-376	181M
P- 462 / 463	SEOS TO NEOS	01/24/01	1425	60	SC	16040	2174	750	-	137	-	
P- 461 / 463	SEOS TO NEOS	01/24/01	1435	60	SC	16040	2174	750	-	134	-	

TABLE I-3
GEOMEMBRANE FUSION SEAM SUMMARY
PRIMARY GEOMEMBRANE LINER
TRAIL RIDGE LANDFILL PHASES VA, VB, VC, AND VD
BALDWIN, FLORIDA

SEAM NUMBER	SEAM SECTION(1)	DATE	START TIME	AMBIENT TEMP. (F)	QA MON. (2)	WELDER I.D.		WELDING APPARATUS WEDGE TEMP. (C)		WELDED SEAM LENGTH	DESTRUC. NUMBER (3)	REMARKS
						MACH. #	TECH(2)	DIGITAL SET	INDICATOR			
P- 465 / 467	SEOS TO NEOS	01/24/01	1500	60	SC	16040	2174	750	-	150	-	
P- 465 / 466	SEOS TO NEOS	01/24/01	1515	60	SC	16040	2174	750	-	152	DPF-378	181T
P- 469 / 470	SEOS TO NEOS	01/24/01	1550	60	SC	16040	2174	750	-	152	-	
P- 468 / 470	SEOS TO NEOS	01/24/01	1605	60	SC	16040	2174	750	-	153	-	
P- 472 / 473	SEOS TO NEOS	01/29/01	1440	65	SL	16040	2174	750	-	158	-	
P- 471 / 473	SEOS TO NEOS	01/29/01	1500	65	SL	16040	2174	750	-	147	DPF-380	182Q
P- 475 / 476	SEOS TO NEOS	01/29/01	1515	65	SL	16040	2174	750	-	143	-	
P- 474 / 476	SEOS TO NEOS	01/29/01	1530	65	SL	16040	2174	750	-	160	-	
P- 477 / 479	SEOS TO NEOS	01/29/01	1600	65	SL	16040	2174	750	-	138	DPF-382	182W
P- 477 / 478	SEOS TO NEOS	01/29/01	1615	65	SL	16040	2174	750	-	160	-	
P- 473 / 475	SEOS TO NEOS	01/29/01	1435	65	SL	1642	2322	750	-	143	-	
P- 474 / 475	EEOS TO WEOS	01/29/01	1450	65	SL	1642	2322	750	-	23	-	
P- 473 / 474	SEOS TO NEOS	01/29/01	1500	65	SL	1642	2322	750	-	160	-	
P- 476 / 477	SEOS TO NEOS	01/29/01	1520	65	SL	1642	2322	750	-	301	DPF-381	182T
P- 478 / 479	EEOS TO WEOS	01/29/01	1555	65	SL	1642	2322	750	-	23	-	
P- 479 / 480	SEOS TO NEOS	01/29/01	1600	65	SL	1642	2322	750	-	138	-	
P- 478 / 480	SEOS TO NEOS	01/29/01	1615	65	SL	1642	2322	750	-	159	DPF-383	182X
P- 480 / 481	SEOS TO NEOS	01/29/01	1635	65	SL	1642	2322	750	-	299	-	
P- 481 / 482	SEOS TO NEOS	02/23/01	1435	60	SL	16040	2174	750	-	302	DPF-384	184B
P- 484 / 485	SEOS TO NEOS	02/23/01	1510	60	SL	16040	2174	750	-	150	-	
P- 483 / 485	SEOS TO NEOS	02/23/01	1525	60	SL	16040	2174	750	-	165	DPF-386	184D
P- 486 / 488	SEOS TO NEOS	02/23/01	1630	55	SL	16040	2174	750	-	135	-	
P- 487 / 488	EEOS TO WEOS	02/23/01	1645	55	SL	16040	2174	750	-	23	-	
P- 486 / 487	SEOS TO NEOS	02/23/01	1650	55	SL	16040	2174	750	-	165	-	
P- 482 / 484	SEOS TO NEOS	02/23/01	1425	60	SL	1642	5535	750	-	150	DPF-385	184C
P- 483 / 484	EEOS TO WEOS	02/23/01	1445	60	SL	1642	5535	750	-	23	-	
P- 482 / 483	SEOS TO NEOS	02/23/01	1450	60	SL	1642	5535	750	-	165	-	
P- 485 / 486	SEOS TO NEOS	02/23/01	1615	55	SL	1642	5535	750	-	300	DPF-387	184F
P- 488 / 489	SEOS TO NEOS	02/23/01	1655	55	SL	1642	5535	750	-	135	-	
P- 487 / 489	SEOS TO NEOS	02/23/01	1705	55	SL	1642	5535	750	-	165	-	
P- 491 / 492	SEOS TO NEOS	02/24/01	1240	55	KG	1642	5535	750	-	300	-	
P- 489 / 493	SEOS TO NEOS	02/24/01	1315	60	KG	1642	5535	750	-	132	DPF-391	185B
P- 489 / 494	SEOS TO NEOS	02/24/01	1255	60	KG	1537	2392	750	-	163	DPF-390	185A
P- 492 / 493	SEOS TO NEOS	02/24/01	1245	55	KG	16040	2174	750	-	300	-	
P- 493 / 494	SEOS TO NEOS	02/24/01	1320	60	KG	16040	2174	750	-	159	DPF-392	185C

TABLE I-3
GEOMEMBRANE FUSION SEAM SUMMARY
PRIMARY GEOMEMBRANE LINER
TRAIL RIDGE LANDFILL PHASES VA, VB, VC, AND VD
BALDWIN, FLORIDA

SEAM NUMBER	SEAM SECTION(1)	DATE	START TIME	AMBIENT TEMP. (F)	QA MON. (2)	WELDER I.D.		WELDING APPARATUS WEDGE TEMP. (C)		WELDED SEAM LENGTH	DESTRUC. NUMBER (3)	REMARKS
						MACH. #	TECH(2)	DIGITAL SET	INDICATOR			
P- 490 / 491	SEOS TO NEOS	02/26/01	1100	70	SC	16040	2174	750	-	304	DPF-393	184T
P- 490 / 184W	SEOS TO NEOS	02/26/01	1135	70	SC	16040	2174	750	-	301	DPF-494	184X
PHASE VD												
P- 701 / 702	EEOS TO WEOS	02/20/01	1500	65	SL	1642	5535	750	-	60	-	
P- 703 / 704	EEOS TO WEOS	02/20/01	1515	65	SL	1642	5535	750	-	61	-	
P- 705 / 706	EEOS TO WEOS	02/20/01	1525	65	SL	1642	5535	750	-	60	-	
P- 706 / 707	EEOS TO WEOS	02/20/01	1535	70	SL	1642	5535	750	-	60	-	
P- 709 / 710	WEOS TO EEOS	02/20/01	1545	70	SL	1642	5535	750	-	60	-	
P- 711 / 712	WEOS TO EEOS	02/20/01	1555	70	SL	1642	5535	750	-	60	-	
P- 700 / 701	SEOS TO NEOS	02/20/01	1600	70	SL	1642	5535	750	-	23	-	
P- 700 / 702	SEOS TO NEOS	02/20/01	1610	65	SL	1642	5535	750	-	23	DPF-701	750C
P- 700 / 703	SEOS TO NEOS	02/20/01	1612	65	SL	1642	5535	750	-	23	-	
P- 700 / 704	SEOS TO NEOS	02/20/01	1614	65	SL	1642	5535	750	-	23	-	
P- 700 / 705	SEOS TO NEOS	02/20/01	1616	65	SL	1642	5535	750	-	23	-	
P- 700 / 706	SEOS TO NEOS	02/20/01	1618	65	SL	1642	5535	750	-	23	-	
P- 700 / 707	SEOS TO NEOS	02/20/01	1620	65	SL	1642	5535	750	-	23	-	
P- 700 / 708	SEOS TO NEOS	02/20/01	1622	65	SL	1642	5535	750	-	23	-	
P- 700 / 709	SEOS TO NEOS	02/20/01	1624	65	SL	1642	5535	750	-	23	-	
P- 700 / 710	SEOS TO NEOS	02/20/01	1626	65	SL	1642	5535	750	-	23	-	
P- 700 / 711	SEOS TO NEOS	02/20/01	1628	65	SL	1642	5535	750	-	23	-	
P- 700 / 712	SEOS TO NEOS	02/20/01	1630	65	SL	1642	5535	750	-	23	-	
P- 700 / 713	SEOS TO NEOS	02/20/01	1632	65	SL	1642	5535	750	-	14	-	
P- 700 / 714	SEOS TO NEOS	02/20/01	1634	65	SL	1642	5535	750	-	23	-	
P- 702 / 703	EEOS TO WEOS	02/20/01	1510	65	SL	16040	2174	750	-	60	-	
P- 704 / 705	EEOS TO WEOS	02/20/01	1515	65	SL	16040	2174	750	-	61	-	
P- 707 / 708	EEOS TO WEOS	02/20/01	1525	65	SL	16040	2174	750	-	60	-	
P- 708 / 709	EEOS TO WEOS	02/20/01	1535	70	SL	16040	2174	750	-	60	-	
P- 710 / 711	WEOS TO EEOS	02/20/01	1550	70	SL	16040	2174	750	-	60	-	
P- 712 / 713	WEOS TO EEOS	02/20/01	1555	70	SL	16040	2174	750	-	60	-	
P- 713 / 714	WEOS TO EEOS	02/20/01	1605	70	SL	16040	2174	750	-	60	DPF-700	750B
P- 700 / 716	SEOS TO NEOS	02/21/01	1015	65	SC	1642	5535	750	-	150	-	
P- 715 / 716	WEOS TO EEOS	02/21/01	1030	65	SC	1642	5535	750	-	23	-	
P- 700 / 715	SEOS TO NEOS	02/21/01	1035	65	SC	1642	5535	750	-	150	DPF-702	751R

TABLE I-3
GEOMEMBRANE FUSION SEAM SUMMARY
PRIMARY GEOMEMBRANE LINER
TRAIL RIDGE LANDFILL PHASES VA, VB, VC, AND VD
BALDWIN, FLORIDA

SEAM NUMBER	SEAM SECTION(1)	DATE	START TIME	AMBIENT TEMP. (F)	QA MON. (2)	WELDER I.D.		WELDING APPARATUS WEDGE TEMP. (C)		WELDED SEAM LENGTH	DESTRUC. NUMBER (3)	REMARKS
						MACH. #	TECH(2)	DIGITAL SET	INDICATOR			
P- 717 / 718	SEOS TO NEOS	02/21/01	1100	65	SC	1642	5535	750	-	300	-	
P- 721 / 722	WEOS TO EEOS	02/21/01	1135	70	SC	1642	5535	750	-	23	-	
P- 720 / 722	SEOS TO NEOS	02/21/01	1145	70	SC	1642	5535	750	-	19	-	
P- 720 / 721	SEOS TO NEOS	02/21/01	1150	70	CFB	1642	5535	750	-	146	DPF-704	751T
P- 723 / 725	SEOS TO NEOS	02/21/01	1345	70	CFB	1642	5535	750	-	186	-	
P- 724 / 725	WEOS TO EEOS	02/21/01	1420	70	CFB	1642	5535	750	-	23	-	
P- 723 / 724	SEOS TO NEOS	02/21/01	1435	70	CFB	1642	5535	750	-	123	-	
P- 727 / 728	SEOS TO NEOS	02/21/01	1625	65	CFB	1642	5535	750	-	50	DPF-706	751X
P- 726 / 728	SEOS TO NEOS	02/21/01	1635	65	CFB	1642	5535	750	-	261	-	
P- 729 / 730	WEOS TO EEOS	02/21/01	1655	65	CFB	1642	5535	750	-	23	-	
P- 716 / 717	SEOS TO NEOS	02/21/01	1020	65	SC	16040	2174	750	-	150	-	
P- 715 / 717	SEOS TO NEOS	02/21/01	1035	65	SC	16040	2174	750	-	150	-	
P- 719 / 720	WEOS TO EEOS	02/21/01	1100	65	SC	16040	2174	750	-	22	-	
P- 718 / 720	SEOS TO NEOS	02/21/01	1110	65	SC	16040	2174	750	-	158	DPF-703	751S
P- 718 / 719	SEOS TO NEOS	02/21/01	1115	65	CFB	16040	2174	750	-	141	-	
P- 719 / 721	SEOS TO NEOS	02/21/01	1140	70	CFB	16040	2174	750	-	141	-	
P- 722 / 723	SEOS TO NEOS	02/21/01	1340	70	CFB	16040	2174	750	-	19	-	
P- 721 / 723	SEOS TO NEOS	02/21/01	1355	70	CFB	16040	2174	750	-	287	DPF-705	751W
P- 726 / 727	WEOS TO EEOS	02/21/01	1420	70	CFB	16040	2174	750	-	23	-	
P- 725 / 727	SEOS TO NEOS	02/21/01	1430	70	CFB	16040	2174	750	-	50	-	
P- 725 / 726	SEOS TO NEOS	02/21/01	1450	70	CFB	16040	2174	750	-	136	-	
P- 724 / 726	SEOS TO NEOS	02/21/01	1505	70	CFB	16040	2174	750	-	123	-	
P- 728 / 730	SEOS TO NEOS	02/21/01	1645	70	CFB	16040	2174	750	-	215	DPF-707	752A
P- 728 / 729	SEOS TO NEOS	02/21/01	1705	65	CFB	16040	2174	750	-	94	-	
P- 730 / 731	SEOS TO NEOS	02/28/01	1105	70	KG	16040	2174	750	-	214	-	
P- 729 / 731	SEOS TO NEOS	02/28/01	1130	70	KG	16040	2174	750	-	94	-	
P- 734 / 735	WEOS TO EEOS	02/28/01	1325	75	KG	16040	2174	750	-	23	-	
P- 735 / 737	SEOS TO NEOS	02/28/01	1340	75	KG	16040	2174	750	-	38	-	
P- 734 / 737	SEOS TO NEOS	02/28/01	1345	75	KG	16040	2174	750	-	161	DPF-709	752C
P- 734 / 736	SEOS TO NEOS	02/28/01	1400	75	KG	16040	2174	750	-	112	-	
P- 738 / 739	EEOS TO WEOS	02/28/01	1415	75	KG	16040	2174	750	-	23	-	
P- 739 / 740	SEOS TO NEOS	02/28/01	1430	75	KG	16040	2174	750	-	58	-	
P- 738 / 740	SEOS TO NEOS	02/28/01	1440	75	KG	16040	2174	750	-	248	DPF-711	752E
P- 731 / 733	SEOS TO NEOS	02/28/01	1105	70	KG	1642	5535	750	-	172	-	
P- 732 / 733	WEOS TO EEOS	02/28/01	1120	75	KG	1642	5535	750	-	23	-	

TABLE I-3
GEOMEMBRANE FUSION SEAM SUMMARY
PRIMARY GEOMEMBRANE LINER
TRAIL RIDGE LANDFILL PHASES VA, VB, VC, AND VD
BALDWIN, FLORIDA

SEAM NUMBER	SEAM SECTION(1)	DATE	START TIME	AMBIENT TEMP. (F)	QA MON. (2)	WELDER I.D.		WELDING APPARATUS WEDGE TEMP. (C)		WELDED SEAM LENGTH	DESTRUC. NUMBER (3)	REMARKS
						MACH. #	TECH(2)	DIGITAL SET	INDICATOR			
P- 731 / 732	SEOS TO NEOS	02/28/01	1125	75	KG	1642	5535	750	-	140	-	
P- 733 / 735	SEOS TO NEOS	02/28/01	1325	75	KG	1642	5535	750	-	38	-	
P- 733 / 734	SEOS TO NEOS	02/28/01	1335	75	KG	1642	5535	750	-	131	DPF-708	752D
P- 732 / 734	SEOS TO NEOS	02/28/01	1345	75	KG	1642	5535	750	-	138	-	
P- 736 / 737	EEOS TO WEOS	02/28/01	1400	75	KG	1642	5535	750	-	23	-	
P- 737 / 739	SEOS TO NEOS	02/28/01	1415	75	KG	1642	5535	750	-	60	-	
P- 737 / 738	SEOS TO NEOS	02/28/01	1425	75	KG	1642	5535	750	-	139	-	
P- 736 / 738	SEOS TO NEOS	02/28/01	1435	75	KG	1642	5535	750	-	114	DPF-710	752E
P- 743 / 745	SEOS TO NEOS	03/22/01	1725	70	SC	16040	2323	750	-	25	-	
P- 743 / 744	SEOS TO NEOS	03/22/01	1730	70	SC	16040	2323	750	-	131	-	
P- 742 / 744	SEOS TO NEOS	03/22/01	1750	70	SC	16040	2323	750	-	152	-	
P- 746 / 747	SEOS TO NEOS	03/22/01	1820	70	SC	16040	2323	750	-	180	DPF-714	752N
P- 740 / 741	SEOS TO NEOS	03/22/01	1600	70	SC	1642	2322	750	-	307	-	
P- 742 / 743	WEOS TO EEOS	03/22/01	1640	70	SC	1642	2322	750	-	23	DPF-712	752H
P- 741 / 743	SEOS TO NEOS	03/22/01	1645	70	SC	1642	2322	750	-	153	-	
P- 741 / 742	SEOS TO NEOS	03/22/01	1655	70	SC	1642	2322	750	-	153	-	
P- 744 / 745	WEOS TO EEOS	03/22/01	1715	70	SC	1642	2322	750	-	23	-	
P- 745 / 746	SEOS TO NEOS	03/22/01	1728	70	SC	1642	2322	750	-	25	-	
P- 744 / 746	SEOS TO NEOS	03/22/01	1730	70	SC	1642	2322	750	-	285	DPF-713	752K
P- 747 / 748	WEOS TO EEOS	03/22/01	1755	70	SC	1642	2322	750	-	23	-	
P- 746 / 748	SEOS TO NEOS	03/22/01	1800	70	SC	1642	2322	750	-	188	-	
P- 748 / 750	SEOS TO NEOS	03/24/01	1250	70	KG	1642	2322	750	-	189	DPF-715	753R
P- 747 / 750	SEOS TO NEOS	03/24/01	1305	70	KG	1642	2322	750	-	4	-	
P- 749 / 750	EEOS TO WEOS	03/24/01	1310	70	KG	1642	2322	750	-	23	-	
P- 747 / 749	SEOS TO NEOS	03/24/01	1315	70	KG	1642	2322	750	-	117	-	
P- 752 / 753	SEOS TO NEOS	03/24/01	1330	70	KG	1642	2322	750	-	54	-	
P- 751 / 753	SEOS TO NEOS	03/24/01	1335	70	KG	1642	2322	750	-	258	DPF-717	753W
P- 756 / 757	EEOS TO WEOS	03/24/01	1405	70	KG	1642	2322	750	-	23	-	
P- 755 / 757	SEOS TO NEOS	03/24/01	1415	70	KG	1642	2322	750	-	64	-	
P- 755 / 756	SEOS TO NEOS	03/24/01	1420	70	KG	1642	2322	750	-	157	-	
P- 754 / 756	SEOS TO NEOS	03/24/01	1430	70	KG	1642	2322	750	-	87	DPF-718	753X
P- 759 / 760	WEOS TO EEOS	03/24/01	1450	70	KG	1642	2322	750	-	23	-	
P- 758 / 760	SEOS TO NEOS	03/24/01	1500	70	KG	1642	2322	750	-	213	-	
P- 758 / 759	SEOS TO NEOS	03/24/01	1515	70	KG	1642	2322	750	-	92	-	
P- 761 / 762	WEOS TO EEOS	03/24/01	1615	70	KG	1642	2322	750	-	23	-	

TABLE I-3
GEOMEMBRANE FUSION SEAM SUMMARY
PRIMARY GEOMEMBRANE LINER
TRAIL RIDGE LANDFILL PHASES VA, VB, VC, AND VD
BALDWIN, FLORIDA

SEAM NUMBER	SEAM SECTION(1)	DATE	START TIME	AMBIENT TEMP. (F)	QA MON. (2)	WELDER I.D.		WELDING APPARATUS WEDGE TEMP. (C)		WELDED SEAM LENGTH	DESTRUC. NUMBER (3)	REMARKS
						MACH. #	TECH(2)	DIGITAL SET	INDICATOR			
P- 762 / 763	SEOS TO NEOS	03/24/01	1620	70	KG	1642	2322	750	-	82	-	
P- 761 / 763	SEOS TO NEOS	03/24/01	1630	70	KG	1642	2322	750	-	220	DPF-720	754N
P- 751 / 752	EEOS TO WEOS	03/24/01	1250	70	KG	16040	7534	750	-	23	-	
P- 750 / 752	SEOS TO NEOS	03/24/01	1255	70	KG	16040	7534	750	-	53	-	
P- 750 / 751	SEOS TO NEOS	03/24/01	1300	70	KG	16040	7534	750	-	138	-	
P- 749 / 751	SEOS TO NEOS	03/24/01	1315	70	KG	16040	7534	750	-	119	-	
P- 753 / 755	SEOS TO NEOS	03/24/01	1330	70	KG	16040	7534	750	-	221	DPF-716	753T
P- 754 / 755	EEOS TO WEOS	03/24/01	1355	70	KG	16040	7534	750	-	23	-	
P- 753 / 754	SEOS TO NEOS	03/24/01	1400	70	KG	16040	7534	750	-	88	-	
P- 757 / 758	SEOS TO NEOS	03/24/01	1430	70	KG	16040	7534	750	-	63	-	
P- 756 / 758	SEOS TO NEOS	03/24/01	1435	70	KG	16040	7534	750	-	243	DPF-719	754I
P- 760 / 762	SEOS TO NEOS	03/24/01	1605	70	KG	16040	7534	750	-	82	-	
P- 760 / 761	SEOS TO NEOS	03/24/01	1610	70	KG	16040	7534	750	-	130	-	
P- 759 / 761	SEOS TO NEOS	03/24/01	1630	70	KG	16040	7534	750	-	93	-	
P- 765 / 766	EEOS TO WEOS	03/27/01	1250	50	SC	1642	2322	750	-	23	-	
P- 764 / 766	SEOS TO NEOS	03/27/01	1300	50	SC	1642	2322	750	-	140	-	
P- 764 / 765	SEOS TO NEOS	03/27/01	1315	50	SC	1642	2322	750	-	136	DPF-722	754R
P- 767 / 768	EEOS TO WEOS	03/27/01	1330	50	SC	1642	2322	750	-	23	-	
P- 768 / 769	SEOS TO NEOS	03/27/01	1335	50	SC	1642	2322	750	-	30	-	
P- 767 / 769	SEOS TO NEOS	03/27/01	1340	50	SC	1642	2322	750	-	287	-	
P- 763 / 764	SEOS TO NEOS	03/27/01	1255	50	SC	16040	7535	750	-	304	DPF-721	754Q
P- 766 / 768	SEOS TO NEOS	03/27/01	1335	50	SC	16040	7535	750	-	30	-	
P- 766 / 767	SEOS TO NEOS	03/27/01	1345	50	SC	16040	7535	750	-	150	-	
P- 765 / 767	SEOS TO NEOS	03/27/01	1355	50	SC	16040	7535	750	-	136	DPF-723	755I
P- 770 / 771	WEOS TO EEOS	03/27/01	1410	50	SC	16040	7535	750	-	23	-	
P- 769 / 770	SEOS TO NEOS	03/27/01	1415	50	SC	16040	7535	750	-	192	-	
P- 769 / 771	SEOS TO NEOS	03/27/01	1425	50	SC	16040	7535	750	-	114	-	
P- 771 / 772	SEOS TO NEOS	04/09/01	1500	80	SC	16040	2300	750	-	189	-	
P- 770 / 772	SEOS TO NEOS	04/09/01	1520	80	SC	16040	2300	750	-	114	DPF-724	756E
P- 775 / 776	WEOS TO EEOS	04/09/01	1540	80	SC	16040	2300	750	-	23	-	
P- 774 / 776	SEOS TO NEOS	04/09/01	1545	80	SC	16040	2300	750	-	37	-	
P- 774 / 775	SEOS TO NEOS	04/09/01	1555	80	SC	16040	2300	750	-	155	-	
P- 773 / 775	SEOS TO NEOS	04/09/01	1605	80	SC	16040	2300	750	-	111	-	
P- 778 / 779	WEOS TO EEOS	04/09/01	1635	80	SC	16040	2300	750	-	23	-	
P- 777 / 779	SEOS TO NEOS	04/09/01	1640	80	SC	16040	2300	750	-	208	DPF-727	756K

TABLE I-3
GEOMEMBRANE FUSION SEAM SUMMARY
PRIMARY GEOMEMBRANE LINER
TRAIL RIDGE LANDFILL PHASES VA, VB, VC, AND VD
BALDWIN, FLORIDA

SEAM NUMBER	SEAM SECTION(1)	DATE	START TIME	AMBIENT TEMP. (F)	QA MON. (2)	WELDER I.D.		WELDING APPARATUS WEDGE TEMP. (C)		WELDED SEAM LENGTH	DESTRUC. NUMBER (3)	REMARKS
						MACH. #	TECH(2)	DIGITAL SET	INDICATOR			
P- 777 / 778	SEOS TO NEOS	04/09/01	1700	80	SC	16040	2300	750	-	92	-	
P- 772 / 774	SEOS TO NEOS	04/09/01	1500	80	SC	1642	2322	750	-	197	DPF-725	756F
P- 773 / 774	WEOS TO EEOS	04/09/01	1524	80	SC	1642	2322	750	-	23	-	
P- 772 / 773	SEOS TO NEOS	04/09/01	1530	80	SC	1642	2322	750	-	113	-	
P- 776 / 777	SEOS TO NEOS	04/09/01	1545	80	SC	1642	2322	750	-	37	-	
P- 775 / 777	SEOS TO NEOS	04/09/01	1555	80	SC	1642	2322	750	-	270	DPF-726	756I
P- 780 / 781	WEOS TO EEOS	04/09/01	1630	80	SC	1642	2322	750	-	23	-	
P- 779 / 781	SEOS TO NEOS	04/09/01	1640	80	SC	1642	2322	750	-	60	-	
P- 779 / 780	SEOS TO NEOS	04/09/01	1650	80	SC	1642	2322	750	-	150	-	
P- 778 / 780	SEOS TO NEOS	04/09/01	1700	80	SC	1642	2322	750	-	92	-	
P- 781 / 782	SEOS TO NEOS	04/11/01	1220	85	SC	16040	2300	750	-	60	-	
P- 780 / 782	SEOS TO NEOS	04/11/01	1230	85	SC	16040	2300	750	-	240	DPF-728	757A
P- 785 / 786	WEOS TO EEOS	04/11/01	1305	85	SC	16040	2300	750	-	23	-	
P- 784 / 786	SEOS TO NEOS	04/11/01	1315	85	SC	16040	2300	750	-	68	-	
P- 784 / 785	SEOS TO NEOS	04/11/01	1325	85	SC	16040	2300	750	-	146	-	
P- 783 / 785	SEOS TO NEOS	04/11/01	1340	85	SC	16040	2300	750	-	90	-	
P- 782 / 784	SEOS TO NEOS	04/11/01	1235	85	SC	1642	2067	750	-	210	DPF-729	757D
P- 783 / 784	WEOS TO EEOS	04/11/01	1255	85	SC	1642	2067	750	-	23	-	
P- 782 / 783	SEOS TO NEOS	04/11/01	1300	85	SC	1642	2067	750	-	90	-	
P- 786 / 787	SEOS TO NEOS	04/11/01	1310	85	SC	1642	2067	750	-	68	-	
P- 785 / 787	SEOS TO NEOS	04/11/01	1330	85	SC	1642	2067	750	-	237	DPF-730	757G
P- 788 / 789	WEOS TO EEOS	04/11/01	1400	85	SC	1642	2067	750	-	23	-	
P- 787 / 789	SEOS TO NEOS	04/11/01	1410	85	SC	1642	2067	750	-	220	-	
P- 787 / 788	SEOS TO NEOS	04/11/01	1430	85	SC	1642	2067	750	-	83	-	
P- 789 / 791	SEOS TO NEOS	04/12/01	1330	85	SC	16040	2300	750	-	73	DPF-731	757I
P- 789 / 790	SEOS TO NEOS	04/12/01	1340	85	SC	16040	2300	750	-	149	-	
P- 788 / 790	SEOS TO NEOS	04/12/01	1350	85	SC	16040	2300	750	-	87	-	
P- 794 / 795	WEOS TO EEOS	04/12/01	1420	85	SC	16040	2300	750	-	23	-	
P- 793 / 795	SEOS TO NEOS	04/12/01	1430	85	SC	16040	2300	750	-	118	-	
P- 792 / 795	SEOS TO NEOS	04/12/01	1440	85	SC	16040	2300	750	-	53	-	
P- 792 / 794	SEOS TO NEOS	04/12/01	1445	85	SC	16040	2300	750	-	138	DPF-733	757K
P- 798 / 799	WEOS TO EEOS	04/12/01	1530	85	SC	16040	2300	750	-	23	-	
P- 797 / 799	SEOS TO NEOS	04/12/01	1535	85	SC	16040	2300	750	-	52	-	
P- 797 / 798	SEOS TO NEOS	04/12/01	1545	85	SC	16040	2300	750	-	156	-	
P- 796 / 798	SEOS TO NEOS	04/12/01	1555	85	SC	16040	2300	750	-	103	-	

TABLE I-3
GEOMEMBRANE FUSION SEAM SUMMARY
PRIMARY GEOMEMBRANE LINER
TRAIL RIDGE LANDFILL PHASES VA, VB, VC, AND VD
BALDWIN, FLORIDA

SEAM NUMBER	SEAM SECTION(1)	DATE	START TIME	AMBIENT TEMP. (F)	QA MON. (2)	WELDER I.D.		WELDING APPARATUS WEDGE TEMP. (C)		WELDED SEAM LENGTH	DESTRUC. NUMBER (3)	REMARKS
						MACH. #	TECH(2)	DIGITAL SET	INDICATOR			
P- 799 / 800	SEOS TO NEOS	04/12/01	1625	85	SC	16040	2300	750	-	52	DPF-735	758B
P- 798 / 800	SEOS TO 758C	04/12/01	1640	85	SC	16040	2300	750	-	125	-	
P- 790 / 791	WEOS TO EEOS	04/12/01	1340	85	SC	1642	2067	750	-	23	-	
P- 792 / 793	WEOS TO EEOS	04/12/01	1345	85	SC	1642	2067	750	-	23	-	
P- 791 / 793	SEOS TO NEOS	04/12/01	1350	85	SC	1642	2067	750	-	73	DPF-732	757W
P- 790 / 793	SEOS TO NEOS	04/12/01	1355	85	SC	1642	2067	750	-	46	-	
P- 790 / 792	SEOS TO NEOS	04/12/01	1410	85	SC	1642	2067	750	-	187	-	
P- 796 / 797	WEOS TO EEOS	04/12/01	1430	85	SC	1642	2067	750	-	23	-	
P- 795 / 797	SEOS TO NEOS	04/12/01	1435	85	SC	1642	2067	750	-	172	-	
P- 794 / 797	SEOS TO NEOS	04/12/01	1455	85	SC	1642	2067	750	-	36	DPF-734	758A
P- 794 / 796	SEOS TO NEOS	04/12/01	1505	85	SC	1642	2067	750	-	101	-	
P- 798 / 800	758C TO NEOS	04/12/01	1700	85	CFB	1642	2067	750	-	134	-	
P- 800 / 802	SEOS TO NEOS	04/12/01	1715	85	CFB	1642	2067	750	-	199	-	
P- 801 / 802	WEOS TO EEOS	04/12/01	1735	85	CFB	1642	2067	750	-	23	DPF-736	758D
P- 800 / 801	SEOS TO NEOS	04/12/01	1750	85	CFB	1642	2067	750	-	114	-	
P- 803 / 804	EEOS TO WEOS	04/13/01	1330	85	CFB	16040	2300	750	-	23	-	
P- 802 / 804	SEOS TO NEOS	04/13/01	1340	85	CFB	16040	2300	750	-	38	-	
P- 802 / 803	SEOS TO NEOS	04/13/01	1350	85	CFB	16040	2300	750	-	161	-	
P- 801 / 803	SEOS TO NEOS	04/13/01	1420	85	CFB	16040	2300	750	-	114	DPF-737	759X
P- 804 / 805	SEOS TO NEOS	04/13/01	1450	85	CFB	1642	2300	750	-	38	-	
P- 803 / 805	SEOS TO NEOS	04/13/01	1500	85	CFB	1642	2300	750	-	170	-	
P- 806 / 807	WEOS TO EEOS	04/13/01	1530	85	CFB	1642	2300	750	-	23	-	
P- 808 / 809	WEOS TO EEOS	04/13/01	1545	85	CFB	1642	2300	750	-	23	DPF-738	758Q
P- 805 / 807	SEOS TO NEOS	04/13/01	1555	85	CFB	1642	2300	750	-	200	-	
P- 805 / 806	SEOS TO NEOS	04/13/01	1615	85	CFB	1642	2300	750	-	111	-	
P- 807 / 809	SEOS TO NEOS	04/13/01	1630	80	CFB	1642	2300	750	-	30	-	
P- 807 / 808	SEOS TO NEOS	04/13/01	1645	80	CFB	1642	2300	750	-	170	DPF-739	758R
P- 806 / 808	SEOS TO NEOS	04/13/01	1710	80	CFB	1642	2300	750	-	111	-	
P- 809 / 810	SEOS TO NEOS	04/14/01	1500	85	CFB	1642	2067	750	-	42	-	
P- 808 / 810	SEOS TO NEOS	04/14/01	1520	85	CFB	1642	2067	750	-	268	-	
P- 811 / 812	WEOS TO EEOS	04/14/01	1550	80	CFB	1642	2067	750	-	18	-	
P- 810 / 812	SEOS TO NEOS	04/14/01	1610	80	CFB	1642	2067	750	-	156	DPF-740	760E

TABLE I-3
GEOMEMBRANE FUSION SEAM SUMMARY
PRIMARY GEOMEMBRANE LINER
TRAIL RIDGE LANDFILL PHASES VA, VB, VC, AND VD
BALDWIN, FLORIDA

SEAM NUMBER	SEAM SECTION(1)	DATE	START TIME	AMBIENT TEMP. (F)	QA MON. (2)	WELDER I.D.		WELDING APPARATUS WEDGE TEMP. (C)		WELDED SEAM LENGTH	DESTRUC. NUMBER (3)	REMARKS
						MACH. #	TECH(2)	DIGITAL SET	INDICATOR			
P- 810 / 811	SEOS TO NEOS	04/14/01	1620	80	CFB	1642	2067	750	-	154	-	

NOTES:

(1) Refer to Appendix J for list of Abbreviations

(2) Refer to Appendix A for list of Golder and Serrot personnel

(3) Refer to Appendix L for Destructive Sample Laboratory Testing Results

F/N: PGFSS.XLS

SECTION I-4

Primary Extrusion

TABLE I-4
GEOMEMBRANE EXTRUSION SEAM SUMMARY
PRIMARY GEOMEMBRANE LINER
TRAIL RIDGE LANDFILL PHASES VA, VB, VC, AND VD
BALDWIN, FLORIDA

SEAM NUMBER	SEAM SECTION(1)	DATE	START TIME	AMBIEN TEMP. (F)	QA MON. (2)	WELDER I.D.		WELDING APPARATUS WEDGE TEMP. (C)		WELDED SEAM LENGTH	DESTRUC. NUMBER (3)	REMARKS
						MACH. #	TECH(2)	DIGITAL SET	INDICATOR			
PHASE VA												
P- 300 / SEC	NEOS TO CENTER TRENCH	11/15/00	1520	60	CFB	320	2897	250	-	140	-	Temporary weld
P- 300 / SEC	SEOS TO CENTER TRENCH	11/15/00	1530	60	CFB	316	2322	250	-	175	-	Temporary weld
P- 300 / NTI	WEOS TO EEOS	11/16/00	1400	60	KG	320	2897	250	-	23	-	
P- 301 / NTI	WEOS TO EEOS	11/16/00	1410	60	KG	320	2897	250	-	23	-	
P- 303 / NTI	WEOS TO EEOS	11/16/00	1420	60	KG	320	2897	250	-	23	-	
P- 304 / NTI	WEOS TO EEOS	11/16/00	1440	60	KG	320	2897	250	-	23	-	
P- 306 / NTI	WEOS TO EEOS	11/16/00	1500	60	KG	320	2897	250	-	23	-	
P- 307 / NTI	WEOS TO EEOS	11/16/00	1520	60	KG	320	2897	250	-	23	-	
P- 308 / NTI	WEOS TO EEOS	11/17/00	800	65	MLB	320	2897	250	-	23	-	
P- 310 / NTI	WEOS TO EEOS	11/17/00	815	65	MLB	320	2897	250	-	23	DPX-300	125X
P- 312 / NTI	WEOS TO EEOS	11/17/00	830	65	MLB	320	2897	250	-	23	-	
P- 313 / NTI	WEOS TO 8' E	11/17/00	845	65	MLB	320	2897	250	-	8	-	
P- 303 / 305	125J TO 125K	11/17/00	845	70	SC	312	2322	250	-	9	-	Extrusion welded flap
P- 311 / 312	SEOS TO NEOS	11/17/00	945	70	SC	312	2322	250	-	6	-	Extrusion welded flap
P- 309 / 311	SEOS TO NEOS	11/17/00	950	70	SC	312	2322	250	-	6	-	Extrusion welded flap
P- 300 / SWF	SEOS TO CENTER TRENCH	11/18/00	1330	70	SC	314	2173	250	-	150	-	Station 114+50E
P- 300 / SWF	CENTER TRENCH TO NEOS	11/18/00	1330	70	SC	320	2897	250	-	150	-	Station 114+50E
P- 313 / 314	126M TO 126N	11/20/00	1530	65	KG	320	2897	250	-	20	-	
P- 313 / NTI	8' E TO EEOS	11/20/00	1630	65	KG	320	2897	250	-	15	-	
P- 314 / NTI	WEOS TO EEOS	11/20/00	1635	65	KG	320	2897	250	-	23	-	
P- 315 / NTI	WEOS TO EEOS	11/20/00	1645	65	KG	320	2897	250	-	23	-	
P- 317 / NTI	WEOS TO EEOS	11/20/00	1650	65	KG	320	2897	250	-	23	-	
P- 325 / NTI	WEOS TO EEOS	11/21/00	1410	50	SC	316	2897	250	-	23	-	
P- 327 / NTI	WEOS TO EEOS	11/21/00	1445	50	SC	316	2897	250	-	23	-	
P- 329 / NTI	WEOS TO EEOS	11/21/00	1530	50	SC	316	2897	250	-	23	-	
P- 330 / NTI	WEOS TO EEOS	11/21/00	1540	50	SC	316	2897	250	-	23	-	
P- 332 / NTI	WEOS TO EEOS	11/21/00	1600	50	SC	316	2897	250	-	23	-	
P- 334 / NTI	WEOS TO EEOS	11/21/00	1630	50	SC	316	2897	250	-	23	-	
P- 319 / NTI	WEOS TO EEOS	11/21/00	1630	50	SC	320	2897	250	-	23	-	
P- 320 / NTI	WEOS TO EEOS	11/21/00	1630	50	SC	320	2897	250	-	23	-	
P- 322 / NTI	WEOS TO EEOS	11/21/00	1630	50	SC	320	2897	250	-	11	-	
P- 324 / NTI	WEOS TO EEOS	11/21/00	1630	50	SC	320	2897	250	-	23	-	SEE 127F
P- 335 / NTI	WEOS TO EEOS	11/22/00	850	40	SC	316	2897	250	-	23	-	
P- 336 / NTI	WEOS TO EEOS	11/22/00	910	40	KG	316	2897	250	-	23	-	
P- 338 / NTI	WEOS TO EEOS	11/22/00	920	40	KG	316	2897	250	-	23	-	
P- 340 / NTI	WEOS TO EEOS	11/22/00	1000	40	SC	316	2897	250	-	23	-	

TABLE I-4
GEOMEMBRANE EXTRUSION SEAM SUMMARY
PRIMARY GEOMEMBRANE LINER
TRAIL RIDGE LANDFILL PHASES VA, VB, VC, AND VD
BALDWIN, FLORIDA

SEAM NUMBER	SEAM SECTION(1)	DATE	START TIME	AMBIEN TEMP. (F)	QA MON. (2)	WELDER I.D.		WELDING APPARATUS WEDGE TEMP. (C)		WELDED SEAM LENGTH	DESTRUC. NUMBER (3)	REMARKS
						MACH. #	TECH(2)	DIGITAL SET	INDICATOR			
P- 341 / NTI	WEOS TO EEOS	11/22/00	1350	55	CFB	316	2897	250	-	23	-	
P- 343 / NTI	WEOS TO EEOS	11/22/00	1405	55	CFB	316	2897	250	-	23	-	
P- 345 / NTI	WEOS TO EEOS	11/22/00	1415	60	CFB	316	2897	250	-	23	-	
P- 346 / NTI	WEOS TO EEOS	11/22/00	1420	60	CFB	316	2897	250	-	23	-	
P- 348 / NTI	WEOS TO EEOS	11/22/00	1435	60	CFB	316	2897	250	-	23	DPX-301	131H
P- 335 / 336	129K TO 129W	11/24/00	920	55	CFB	316	2897	250	-	5	-	Extrusion welded flap
P- 329 / 330	129R TO NEOS	11/24/00	1020	55	CFB	316	2897	250	-	8	-	Walkthrough
P- 350 / NTI	WEOS TO EEOS	11/24/00	1500	50	CFB	316	2897	250	-	23	-	
P- 351 / NTI	WEOS TO EEOS	11/24/00	1510	50	CFB	316	2897	250	-	23	-	
P- 353 / NTI	WEOS TO EEOS	11/24/00	1540	50	CFB	316	2897	250	-	23	-	
P- 355 / NTI	WEOS TO EEOS	11/24/00	1550	50	CFB	316	2897	250	-	23	-	
P- 322 / 324	128P TO 128Q	11/24/00	935	60	SL	327	2392	250	-	4	-	Extrusion welded flap
P- 332 / 334	129B TO 127J	11/24/00	1005	60	SL	327	2392	250	-	1	-	Extrusion welded flap
P- 336 / 337	WEOS TO 131I	11/24/00	1025	60	SL	327	2392	250	-	10	-	Extrusion welded flap
P- 337 / 339	SEOS TO NEOS	11/27/00	1000	55	CFB	314	2173	250	-	20	-	Extrusion welded flap
P- 347 / 348	130C TO 130G	11/27/00	1340	60	CFB	314	2173	250	-	20	-	Extrusion welded flap
P- 344 / 345	127X TO 131A	11/27/00	1110	55	CFB	314	2173	250	-	5	-	Extrusion welded flap
P- 358 / 360	SEOS TO 130H	11/27/00	1012	60	SC	327	2322	250	-	3	-	Extrusion welded flap
P- 356 / NTI	WEOS TO EEOS	11/27/00	940	60	SC	316	2897	250	-	23	-	
P- 357 / NTI	WEOS TO EEOS	11/27/00	950	60	SC	316	2897	250	-	23	-	
P- 359 / NTI	WEOS TO EEOS	11/27/00	1010	60	SC	316	2897	250	-	23	-	
P- 361 / NTI	WEOS TO EEOS	11/30/00	1445	70	SL	316	2897	250	-	23	-	
P- 362 / NTI	WEOS TO EEOS	11/30/00	1455	70	SL	316	2897	250	-	23	-	
P- 364 / NTI	WEOS TO EEOS	11/30/00	1540	70	SL	316	2897	250	-	23	DPX-304	130T
P- 366 / NTI	WEOS TO EEOS	11/30/00	1600	70	SL	316	2897	250	-	23	-	
P- 367 / SEC	NEOS TO SEOS	11/30/00	1640	70	SL	316	2897	250	-	92	-	Temporary weld
P- 368 / SEC	NEOS TO SEOS	11/30/00	1650	70	SL	316	2897	250	-	216	-	Temporary weld
P- 361 / 363	130Q TO 133A	12/01/00	910	60	SC	316	2897	250	-	3	-	Extrusion welded flap
P- 338 / SWF	SEOS TO 100' N	12/01/00	1510	70	SL	327	2322	250	-	100	-	Station 120+00E
P- 338 / SWF	NEOS TO 100' S	12/01/00	1500	70	SL	316	2897	250	-	100	-	Station 120+00E
P- 338 / SWF	100' N OF SEOS TO 100' S OF NEOS	12/01/00	1500	70	SL	314	2173	250	-	100	-	Station 120+00E
P- 309 / LCF	EEOS TO WEOS	12/02/00	1018	60	SL	312	2322	250	-	23	-	
P- 307 / LCF	EEOS TO WEOS	12/02/00	1027	60	SL	312	2322	250	-	23	-	
P- 306 / LCF	EEOS TO WEOS	12/02/00	1032	60	SL	312	2322	250	-	23	-	
P- 305 / LCF	EEOS TO WEOS	12/02/00	1040	60	SL	312	2322	250	-	23	-	
P- 303 / LCF	EEOS TO WEOS	12/02/00	1045	60	SL	312	2322	250	-	23	-	
P- 302 / LCF	EEOS TO WEOS	12/02/00	1050	60	SL	312	2322	250	-	23	-	

TABLE I-4
GEOMEMBRANE EXTRUSION SEAM SUMMARY
PRIMARY GEOMEMBRANE LINER
TRAIL RIDGE LANDFILL PHASES VA, VB, VC, AND VD
BALDWIN, FLORIDA

SEAM NUMBER	SEAM SECTION(1)	DATE	START TIME	AMBIEN TEMP. (F)	QA MON. (2)	WELDER I.D.		WELDING APPARATUS WEDGE TEMP. (C)		WELDED SEAM LENGTH	DESTRUC. NUMBER (3)	REMARKS
						MACH. #	TECH(2)	DIGITAL SET	INDICATOR			
P- 300 / LCF	EEOS TO WEOS	12/02/00	1055	60	SL	312	2322	250	-	12	-	
P- 340 / LCF	EEOS TO WEOS	12/02/00	1255	70	SL	312	2322	250	-	23	-	
P- 338 / LCF	EEOS TO WEOS	12/02/00	1300	70	SL	312	2322	250	-	23	-	
P- 337 / LCF	EEOS TO WEOS	12/02/00	1310	70	SL	312	2322	250	-	23	-	
P- 335 / LCF	EEOS TO WEOS	12/02/00	1320	70	SL	312	2322	250	-	23	-	
P- 334 / LCF	EEOS TO WEOS	12/02/00	1329	70	SL	312	2322	250	-	23	-	
P- 333 / LCF	EEOS TO WEOS	12/02/00	1345	70	SL	312	2322	250	-	23	-	
P- 319 / LCF	EEOS TO WEOS	12/02/00	1000	60	SL	314	2173	250	-	23	-	
P- 317 / LCF	EEOS TO WEOS	12/02/00	1005	60	SL	314	2173	250	-	23	-	
P- 316 / LCF	EEOS TO WEOS	12/02/00	1015	60	SL	314	2173	250	-	23	-	
P- 314 / LCF	EEOS TO WEOS	12/02/00	1020	60	SL	314	2173	250	-	23	-	
P- 313 / LCF	EEOS TO WEOS	12/02/00	1025	60	SL	314	2173	250	-	23	-	
P- 312 / LCF	EEOS TO WEOS	12/02/00	1030	60	SL	314	2173	250	-	23	-	
P- 310 / LCF	EEOS TO WEOS	12/02/00	1035	60	SL	314	2173	250	-	23	-	
P- 331 / LCF	EEOS TO WEOS	12/02/00	1245	70	SL	314	2173	250	-	23	-	
P- 329 / LCF	EEOS TO WEOS	12/02/00	1250	70	SL	314	2173	250	-	23	-	
P- 328 / LCF	EEOS TO WEOS	12/02/00	1255	70	SL	314	2173	250	-	23	-	
P- 326 / LCF	EEOS TO WEOS	12/02/00	1300	70	SL	314	2173	250	-	23	-	
P- 324 / LCF	EEOS TO WEOS	12/02/00	1305	70	SL	314	2173	250	-	23	-	
P- 322 / LCF	EEOS TO WEOS	12/02/00	1315	70	SL	314	2173	250	-	23	-	
P- 321 / LCF	EEOS TO WEOS	12/02/00	1325	70	SL	314	2173	250	-	23	-	
P- 347 / LCF	EEOS TO WEOS	12/04/00	845	40	SC	314	2173	250	-	23	-	
P- 345 / LCF	EEOS TO WEOS	12/04/00	900	40	SC	314	2173	250	-	23	-	
P- 344 / LCF	EEOS TO WEOS	12/04/00	915	40	SC	314	2173	250	-	23	-	
P- 342 / LCF	EEOS TO WEOS	12/04/00	930	40	SC	314	2173	250	-	23	-	
P- 359 / LCF	EEOS TO WEOS	12/04/00	930	40	SC	321	2392	250	-	23	-	
P- 358 / LCF	EEOS TO WEOS	12/04/00	940	40	SC	321	2392	250	-	23	-	
P- 356 / LCF	EEOS TO WEOS	12/04/00	950	40	SC	321	2392	250	-	23	-	
P- 354 / LCF	EEOS TO WEOS	12/04/00	1000	40	SC	321	2392	250	-	23	-	
P- 355 / LCF	EEOS TO WEOS	12/04/00	930	40	SC	316	2322	250	-	23	-	
P- 352 / LCF	EEOS TO WEOS	12/04/00	940	40	SC	316	2322	250	-	23	-	
P- 350 / LCF	EEOS TO WEOS	12/04/00	950	40	SC	316	2322	250	-	23	-	
P- 349 / LCF	EEOS TO WEOS	12/04/00	1000	40	SC	316	2322	250	-	23	-	
P- 367 / NTI	WEOS TO EEOS	01/13/01	1430	65	CFB	320	2897	250	-	23	-	
P- 369 / NTI	WEOS TO EEOS	01/13/01	1435	65	CFB	320	2897	250	-	215	DPX-305	134G
P- 375 / SEC	133H TO NEOS	01/13/01	1510	65	SC	316	2322	250	-	23	-	
P- 372 / SEC	SEOS TO NEOS	01/13/01	1530	65	SC	316	2322	250	-	23	-	

TABLE I-4
GEOMEMBRANE EXTRUSION SEAM SUMMARY
PRIMARY GEOMEMBRANE LINER
TRAIL RIDGE LANDFILL PHASES VA, VB, VC, AND VD
BALDWIN, FLORIDA

SEAM NUMBER	SEAM SECTION(1)	DATE	START TIME	AMBIEN TEMP. (F)	QA MON. (2)	WELDER I.D.		WELDING APPARATUS WEDGE TEMP. (C)		WELDED SEAM LENGTH	DESTRUC. NUMBER (3)	REMARKS
						MACH. #	TECH(2)	DIGITAL SET	INDICATOR			
P- 371 / SEC	SEOS TO NEOS	01/13/01	1545	65	CFB	316	2322	250	-	23	-	
P- 370 / SEC	SEOS TO NEOS	01/13/01	1600	65	CFB	316	2322	250	-	23	-	
P- 369 / SEC	SEOS TO NEOS	01/13/01	1615	65	CFB	316	2322	250	-	23	-	
P- 387 / SEC	SEOS TO NEOS	01/16/01	835	55	SC	314	2322	250	-	23	-	
P- 386 / SEC	SEOS TO NEOS	01/16/01	840	55	SC	314	2322	250	-	23	-	
P- 385 / SEC	SEOS TO NEOS	01/16/01	900	55	SC	314	2322	250	-	23	-	
P- 384 / SEC	SEOS TO NEOS	01/16/01	920	55	CFB	314	2322	250	-	23	-	
P- 383 / SEC	SEOS TO NEOS	01/16/01	940	55	CFB	314	2322	250	-	23	-	
P- 382 / SEC	SEOS TO NEOS	01/16/01	1000	55	CFB	314	2322	250	-	23	-	
P- 381 / SEC	SEOS TO NEOS	01/16/01	1030	55	CFB	314	2322	250	-	23	-	
P- 378 / SEC	SEOS TO NEOS	01/16/01	1045	55	KG	314	2322	250	-	23	-	
P- 379 / SEC	SEOS TO NEOS	01/16/01	1100	55	KG	314	2322	250	-	23	-	
P- 380 / SEC	SEOS TO NEOS	01/16/01	1115	55	KG	314	2322	250	-	23	-	
P- 375 / SEC	SEOS TO 133H	01/16/01	1130	55	KG	314	2322	250	-	23	-	
P- 378 / RP-1	28' W OF EEOS TO EEOS	01/16/01	920	55	SL	316	7534	250	-	23	-	Rubsheet
P- 374 / 380	WEOS TO EEOS	01/16/01	930	55	CFB	320	2897	250	-	1	-	
P- 378 / RP-1	SEOS TO NEOS (EAST SIDE)	01/16/01	1000	55	SL	320	2897	250	-	6	-	Rubsheet
P- 379 / RP-2	SEOS TO NEOS (EAST SIDE)	01/16/01	1010	55	SL	320	2897	250	-	48	-	Rubsheet
P- 378 / RP-1	SEOS TO NEOS (WEST SIDE)	01/16/01	1000	55	SL	320	2897	250	-	6	-	Rubsheet
P- 378 / RP-1	SEOS TO NEOS (WEST SIDE)	01/16/01	1000	55	SL	320	2897	250	-	6	-	Rubsheet
P- 379 / RP-2	EEOS TO WEOS	01/16/01	1010	55	SL	320	2897	250	-	48	-	Rubsheet
P- 378 / RP-1	WEOS TO 28' W OF EEOS	01/16/01	1050	55	SL	320	2897	250	-	28	-	Rubsheet
P- 378 / 381	135A TO 133S	01/16/01	1126	55	SL	320	2897	250	-	2	-	
P- 378 / 381	133S TO 134X	01/16/01	1130	55	SL	320	2897	250	-	9	-	
P- 386 / LCF	EEOS TO WEOS	01/22/01	1130	50	CFB	320	2897	250	-	18	-	
P- 387 / LCF	EEOS TO WEOS	01/22/01	1140	50	CFB	320	2897	250	-	2	-	
P- 377 / LCF	EEOS TO WEOS	01/22/01	1143	50	CFB	320	2897	250	-	23	-	
P- 376 / LCF	EEOS TO WEOS	01/22/01	1149	55	CFB	320	2897	250	-	23	-	
P- 368 / LCF	EEOS TO WEOS	01/22/01	1155	55	CFB	320	2897	250	-	23	-	
P- 366 / LCF	EEOS TO WEOS	01/22/01	1305	55	CFB	320	2897	250	-	23	-	
P- 365 / LCF	EEOS TO WEOS	01/22/01	1315	55	CFB	320	2897	250	-	23	-	
P- 363 / LCF	EEOS TO WEOS	01/22/01	1325	55	CFB	320	2897	250	-	23	-	
P- 361 / LCF	EEOS TO WEOS	01/22/01	1335	55	CFB	320	2897	250	-	7	-	
P- 300 / LCF	WEOS TO EEOS	02/19/01	1410	70	SC	314	2300	250	-	11	-	

TABLE I-4
GEOMEMBRANE EXTRUSION SEAM SUMMARY
PRIMARY GEOMEMBRANE LINER
TRAIL RIDGE LANDFILL PHASES VA, VB, VC, AND VD
BALDWIN, FLORIDA

SEAM NUMBER	SEAM SECTION(1)	DATE	START TIME	AMBIEN TEMP. (F)	QA MON. (2)	WELDER I.D.		WELDING APPARATUS WEDGE TEMP. (C)		WELDED SEAM LENGTH	DESTRUC. NUMBER (3)	REMARKS
						MACH #	TECH(2)	DIGITAL SET	INDICATOR			
PHASE VB												
P- 600 / SEC	SEOS TO 257' N OF SEOS	02/05/01	1520	65	SL	316	2322	250	-	257	-	Temporary Weld
P- 600 / SEC	WEOS TO EEOS	02/05/01	1712	60	CFB	316	2322	250	-	23	-	
P- 601 / SEC	WEOS TO EEOS	02/05/01	1718	60	CFB	316	2322	250	-	23	-	
P- 603 / SEC	WEOS TO EEOS	02/05/01	1725	55	CFB	316	2322	250	-	23	-	
P- 605 / SEC	WEOS TO EEOS	02/05/01	1733	55	CFB	316	2322	250	-	23	-	
P- 606 / SEC	WEOS TO EEOS	02/05/01	1745	55	CFB	316	2322	250	-	23	-	
P- 600 / NTI	WEOS TO EEOS	02/05/01	1435	60	SL	320	2897	250	-	23	-	
P- 601 / NTI	WEOS TO EEOS	02/05/01	1445	60	SL	320	2897	250	-	23	-	
P- 602 / NTI	WEOS TO EEOS	02/05/01	1455	60	SL	320	2897	250	-	23	-	
P- 604 / NTI	WEOS TO EEOS	02/05/01	1515	60	SL	320	2897	250	-	23	-	
P- 606 / NTI	WEOS TO EEOS	02/05/01	1550	65	SL	320	2897	250	-	23	-	
P- 607 / NTI	WEOS TO EEOS	02/05/01	1600	65	SL	320	2897	250	-	23	-	
P- 600 / SEC	NEOS TO 62' S OF NEOS	02/05/01	1655	60	CFB	320	2897	250	-	62	-	Temporary Weld
P- 609 / NTI	WEOS TO EEOS	02/06/01	1430	70	SL	320	2897	250	-	23	-	
P- 611 / NTI	WEOS TO EEOS	02/06/01	1440	70	SL	320	2897	250	-	23	DPX-600	626H
P- 612 / NTI	WEOS TO EEOS	02/06/01	1450	70	SL	320	2897	250	-	23	-	
P- 614 / NTI	WEOS TO EEOS	02/06/01	1458	70	SL	320	2897	250	-	23	-	
P- 616 / NTI	WEOS TO EEOS	02/06/01	1515	70	SL	320	2897	250	-	23	-	
P- 617 / NTI	WEOS TO EEOS	02/06/01	1555	70	SL	320	2897	250	-	23	-	
P- 619 / NTI	WEOS TO EEOS	02/06/01	1610	70	SL	320	2897	250	-	23	-	
P- 621 / NTI	WEOS TO EEOS	02/06/01	1620	70	SL	320	2897	250	-	23	-	
P- 608 / SEC	WEOS TO EEOS	02/06/01	1410	70	SL	316	2392	250	-	23	-	
P- 622 / NTI	WEOS TO EEOS	02/07/01	1430	75	KBG	320	2897	250	-	23	-	
P- 623 / NTI	WEOS TO EEOS	02/07/01	1433	75	KBG	320	2897	250	-	23	-	
P- 625 / NTI	WEOS TO EEOS	02/07/01	1513	75	KBG	320	2897	250	-	23	-	
P- 627 / NTI	WEOS TO EEOS	02/07/01	1518	75	KBG	320	2897	250	-	23	-	
P- 628 / NTI	WEOS TO EEOS	02/07/01	1600	75	KBG	320	2897	250	-	23	-	
P- 630 / NTI	WEOS TO EEOS	02/07/01	1605	75	KBG	320	2897	250	-	23	-	
P- 632 / NTI	WEOS TO EEOS	02/07/01	1644	75	KBG	320	2897	250	-	23	-	
P- 633 / NTI	WEOS TO EEOS	02/07/01	1650	75	KBG	320	2897	250	-	23	-	
P- 635 / NTI	WEOS TO EEOS	02/08/01	1500	75	CFB	320	2897	250	-	23	-	
P- 637 / NTI	WEOS TO EEOS	02/08/01	1510	75	CFB	320	2897	250	-	23	-	
P- 638 / NTI	WEOS TO EEOS	02/08/01	1520	75	CFB	320	2897	250	-	23	-	
P- 640 / NTI	WEOS TO EEOS	02/08/01	1535	70	CFB	320	2897	250	-	23	-	
P- 641 / NTI	WEOS TO EEOS	02/08/01	1605	70	CFB	320	2897	250	-	23	-	
P- 642 / NTI	WEOS TO EEOS	02/08/01	1615	70	CFB	320	2897	250	-	23	DPX-601	627Q

TABLE I-4
GEOMEMBRANE EXTRUSION SEAM SUMMARY
PRIMARY GEOMEMBRANE LINER
TRAIL RIDGE LANDFILL PHASES VA, VB, VC, AND VD
BALDWIN, FLORIDA

SEAM NUMBER	SEAM SECTION(1)	DATE	START TIME	AMBIEN TEMP. (F)	QA MON. (2)	WELDER I.D.		WELDING APPARATUS WEDGE TEMP. (C)		WELDED SEAM LENGTH	DESTRUC. NUMBER (3)	REMARKS
						MACH. #	TECH(2)	DIGITAL SET	INDICATOR			
P- 644 / NTI	WEOS TO EEOS	02/08/01	1700	70	CFB	320	2897	250	-	23	-	
P- 645 / NTI	WEOS TO EEOS	02/08/01	1710	70	CFB	320	2897	250	-	23	-	
P- 646 / SEC	SEOS TO NEOS	02/09/01	910	65	SL	314	2173	250	-	181	-	Temporary Weld
P- 647 / SEC	SEOS TO NEOS	02/09/01	1000	65	SL	314	2173	250	-	75	-	Temporary Weld
P- 610 / 611	626N TO SEOS	02/09/01	905	60	CFB	316	2322	250	-	8	-	
P- 633 / 634	627D TO 627E	02/09/01	1057	70	SL	316	2322	250	-	1	-	
P- 637 / 638	SEOS TO 628E	02/09/01	1402	70	CFB	316	2322	250	-	4	-	
P- 609 / 611	625S TO 626M	02/09/01	1640	70	CFB	316	2322	250	-	20	-	
P- 610 / SEC	WEOS TO EEOS	02/09/01	1030	65	SL	320	2897	250	-	23	-	
P- 611 / SEC	WEOS TO EEOS	02/09/01	1040	65	SL	320	2897	250	-	23	-	
P- 613 / SEC	WEOS TO EEOS	02/09/01	1050	70	CFB	320	2897	250	-	23	-	
P- 615 / SEC	WEOS TO EEOS	02/09/01	1100	70	CFB	320	2897	250	-	23	-	
P- 616 / SEC	WEOS TO EEOS	02/09/01	1330	75	CFB	320	2897	250	-	23	-	
P- 618 / SEC	WEOS TO EEOS	02/09/01	1345	75	CFB	320	2897	250	-	23	-	
P- 620 / SEC	WEOS TO EEOS	02/09/01	1400	75	CFB	320	2897	250	-	23	-	
P- 621 / SEC	WEOS TO EEOS	02/09/01	1425	75	CFB	320	2897	250	-	23	-	
P- 622 / SEC	WEOS TO EEOS	02/09/01	1435	75	CFB	320	2897	250	-	23	-	
P- 624 / SEC	WEOS TO EEOS	02/09/01	1450	75	CFB	320	2897	250	-	23	-	
P- 626 / SEC	WEOS TO EEOS	02/09/01	1515	75	KG	320	2897	250	-	23	-	
P- 627 / SEC	WEOS TO EEOS	02/09/01	1530	75	KG	320	2897	250	-	23	-	
P- 629 / SEC	WEOS TO EEOS	02/09/01	1545	75	KG	320	2897	250	-	23	-	
P- 631 / SEC	WEOS TO EEOS	02/09/01	1610	75	SC	320	2897	250	-	23	-	
P- 632 / SEC	WEOS TO EEOS	02/09/01	1625	75	SC	320	2897	250	-	23	-	
P- 634 / SEC	WEOS TO EEOS	02/09/01	1635	75	SC	320	2897	250	-	23	-	
P- 636 / SEC	WEOS TO EEOS	02/09/01	1650	75	SC	320	2897	250	-	23	DPX-603	628M
P- 637 / SEC	WEOS TO EEOS	02/09/01	1705	75	SC	320	2897	250	-	23	-	
P- 639 / SEC	WEOS TO EEOS	02/10/01	902	60	KG	320	2897	250	-	23	-	
P- 640 / SEC	WEOS TO EEOS	02/10/01	1100	60	KG	320	2897	250	-	23	-	
P- 641 / SEC	WEOS TO EEOS	02/10/01	1115	60	SC	320	2897	250	-	23	-	
P- 643 / SEC	WEOS TO EEOS	02/10/01	1130	60	SC	320	2897	250	-	23	-	
P- 644 / SEC	WEOS TO EEOS	02/10/01	1200	60	SC	320	2897	250	-	23	-	
P- 645 / SEC	WEOS TO EEOS	02/10/01	1320	60	SC	320	2897	250	-	23	-	
P- 647 / SEC	WEOS TO EEOS	02/10/01	1330	60	SC	320	2897	250	-	23	-	
P- 639 / SWF	SEOS TO 120' N	02/13/01	1410	65	SC	314	2392	250	-	120	-	Station 120+00E
P- 638 / SWF	120' N TO NEOS	02/13/01	1350	65	SC	320	2897	250	-	156	-	Station 120+00E
P- 646 / NTI	WEOS TO EEOS	02/14/01	1440	70	SC	320	2897	250	-	23	-	
P- 648 / NTI	WEOS TO EEOS	02/14/01	1450	70	SC	320	2897	250	-	23	-	

TABLE I-4
GEOMEMBRANE EXTRUSION SEAM SUMMARY
PRIMARY GEOMEMBRANE LINER
TRAIL RIDGE LANDFILL PHASES VA, VB, VC, AND VD
BALDWIN, FLORIDA

SEAM NUMBER	SEAM SECTION(1)	DATE	START TIME	AMBIEN TEMP. (F)	QA MON. (2)	WELDER I.D.		WELDING APPARATUS WEDGE TEMP. (C)		WELDED SEAM LENGTH	DESTRUC. NUMBER (3)	REMARKS
						MACH. #	TECH(2)	DIGITAL SET	INDICATOR			
P- 649 / NTI	WEOS TO EEOS	02/14/01	1500	70	SC	320	2897	250	-	23	-	
P- 651 / NTI	WEOS TO EEOS	02/14/01	1505	70	SC	320	2897	250	-	23	-	
P- 652 / NTI	WEOS TO EEOS	02/14/01	1600	70	SC	320	2897	250	-	23	-	
P- 654 / NTI	WEOS TO EEOS	02/14/01	1630	70	SC	320	2897	250	-	23	-	
P- 655 / SEC	NEOS TO SEOS	02/14/01	1640	70	SC	320	2897	250	-	121	-	Temporary Weld
P- 656 / SEC	NEOS TO SEOS	02/14/01	1650	70	SC	320	2897	250	-	110	-	Temporary Weld
P- 648 / SEC	WEOS TO EEOS	02/15/01	925	65	SC	320	2897	250	-	23	-	
P- 650 / SEC	WEOS TO EEOS	02/15/01	935	65	SC	320	2897	250	-	23	DPX-605	629F
P- 651 / SEC	WEOS TO EEOS	02/15/01	1000	65	SC	320	2897	250	-	23	-	
P- 653 / SEC	WEOS TO EEOS	02/15/01	1020	65	SC	320	2897	250	-	23	-	
P- 654 / SEC	WEOS TO EEOS	02/15/01	1030	65	SC	320	2897	250	-	23	-	
P- 656 / SEC	WEOS TO EEOS	02/15/01	1040	65	SC	320	2897	250	-	23	-	
P- 657 / NTI	WEOS TO EEOS	03/17/01	1600	70	SC	320	2897	250	-	174	DPX-606	692K
P- 655 / NTI	WEOS TO EEOS	03/17/01	1545	70	SC	320	2897	250	-	23	-	
P- 662 / NTI	WEOS TO EEOS	03/21/01	1300	50	CFB	320	2897	250	-	45	-	
P- 657 / 662	630A TO SEOS	03/21/01	1450	50	CFB	320	2897	250	-	5	-	
P- 665 / SEC	SEOS TO NEOS	03/21/01	1530	50	CFB	320	2897	250	-	23	-	
P- 664 / SEC	SEOS TO NEOS	03/21/01	1540	50	CFB	320	2897	250	-	23	-	
P- 663 / SEC	SEOS TO NEOS	03/21/01	1550	50	CFB	320	2897	250	-	23	-	
P- 662 / SEC	SEOS TO NEOS	03/21/01	1600	50	CFB	320	2897	250	-	23	-	
P- 656 / 666	630C TO NEOS	03/23/01	1400	65	CFB	314	2322	250	-	5	-	
P- 655 / 666	SEOS TO NEOS	03/23/01	1405	65	CFB	314	2322	250	-	25	-	
P- 661 / 666	WEOS TO EEOS	03/23/01	1420	65	CFB	314	2322	250	-	23	-	
P- 666 / SEC	NEOS TO SEOS	03/23/01	1500	65	CFB	314	2322	250	-	129	-	Temporary Weld
P- 666 / SEC	WEOS TO EEOS	03/23/01	1550	65	CFB	314	2322	250	-	23	-	South Tie-in
P- 661 / 670	EEOS TO 631B	03/28/01	1825	60	SC	320	2897	250	-	4	-	
P- 672 / 674	630X TO EEOS	03/29/01	915	65	CFB	314	2322	250	-	6	-	
P- 667 / SEC	WEOS TO EEOS	04/02/01	940	45	SL	118	2322	250	-	23	-	
P- 668 / SEC	WEOS TO EEOS	04/02/01	1010	45	SL	118	2322	250	-	23	-	
P- 669 / SEC	WEOS TO EEOS	04/02/01	1040	45	SL	118	2322	250	-	23	-	
P- 670 / SEC	WEOS TO EEOS	04/02/01	1140	45	SL	118	2322	250	-	23	-	
P- 673 / SEC	WEOS TO EEOS	04/02/01	1330	70	SL	118	2322	250	-	23	-	
P- 674 / SEC	WEOS TO EEOS	04/02/01	1400	70	SL	118	2322	250	-	23	-	
P- 672 / SEC	WEOS TO EEOS	04/02/01	1430	70	SL	118	2322	250	-	23	-	
P- 671 / SEC	WEOS TO EEOS	04/02/01	1455	70	SL	118	2322	250	-	23	-	
P- RP2 / RP3	NEOS TO 631E	04/02/01	1415	70	SL	320	2897	250	-	26	-	Rubsheet
P- RP3 / PRI	ALL AROUND	04/02/01	1445	70	SL	320	2897	250	-	126	-	Rubsheet

TABLE I-4
GEOMEMBRANE EXTRUSION SEAM SUMMARY
PRIMARY GEOMEMBRANE LINER
TRAIL RIDGE LANDFILL PHASES VA, VB, VC, AND VD
BALDWIN, FLORIDA

SEAM NUMBER	SEAM SECTION(1)	DATE	START TIME	AMBIEN TEMP. (F)	QA MON. (2)	WELDER I.D.		WELDING APPARATUS WEDGE TEMP. (C)		WELDED SEAM LENGTH	DESTRUC. NUMBER (3)	REMARKS
						MACH. #	TECH(2)	DIGITAL SET	INDICATOR			
P- RP2 / PRI	ALL AROUND	04/02/01	1500	70	SL	320	2897	250	-	46	-	Rubsheet
P- RP2 / RP3	631E TO SEOS	04/02/01	1510	70	SL	320	2897	250	-	9	-	Rubsheet
P- RP1 / PRI	ALL AROUND	04/02/01	1600	70	SL	320	2897	250	-	60	-	Rubsheet
PHASE VC												
P- 403 / SEC	NEOS TO SEOS	12/18/00	1510	60	CFB	327	2897	250	-	23	-	
P- 404 / SEC	NEOS TO SEOS	12/18/00	1520	60	CFB	327	2897	250	-	23	-	
P- 405 / SEC	NEOS TO SEOS	12/18/00	1530	60	CFB	327	2897	250	-	23	-	
P- 406 / SEC	NEOS TO SEOS	12/18/00	1540	60	CFB	327	2897	250	-	23	-	
P- 407 / SEC	NEOS TO SEOS	12/18/00	1550	60	CFB	327	2897	250	-	23	-	
P- 408 / SEC	NEOS TO SEOS	12/18/00	1600	60	CFB	327	2897	250	-	23	-	
P- 409 / SEC	NEOS TO SEOS	12/18/00	1610	60	CFB	327	2897	250	-	23	-	
P- 410 / SEC	NEOS TO SEOS	12/18/00	1620	55	CFB	327	2897	250	-	23	-	
P- 411 / SEC	NEOS TO SEOS	12/18/00	1630	55	CFB	327	2897	250	-	23	-	
P- 412 / SEC	NEOS TO SEOS	12/18/00	1640	55	CFB	327	2897	250	-	23	-	
P- 413 / SEC	NEOS TO SEOS	12/18/00	1650	55	CFB	327	2897	250	-	23	-	
P- 414 / SEC	NEOS TO SEOS	12/18/00	1652	50	CFB	327	2897	250	-	23	-	
P- 415 / SEC	NEOS TO SEOS	12/18/00	1665	50	CFB	327	2897	250	-	23	-	
P- 416 / SEC	NEOS TO SEOS	12/18/00	1700	50	CFB	327	2897	250	-	23	-	
P- 415 / 416	EEOS TO 176D	12/20/00	910	30	SC	312	2976	250	-	8	-	
P- 418 / SEC	SEOS TO NEOS	12/20/00	1000	35	SC	312	2976	250	-	307	-	Temporary weld
P- 400 / 408	176B TO NEOS	12/20/00	1010	35	SC	312	2976	250	-	4	-	
P- 403 / NTI	WEOS TO EEOS	12/20/00	830	34	CFB	327	2897	250	-	50	DPX-350	176E
P- 400 / NTI	WEOS TO EEOS	12/20/00	900	36	CFB	327	2897	250	-	23	-	
P- 401 / NTI	WEOS TO EEOS	12/20/00	915	38	CFB	327	2897	250	-	23	-	
P- 417 / NTI	WEOS TO EEOS	12/20/00	925	38	CFB	327	2897	250	-	23	-	
P- 418 / NTI	WEOS TO EEOS	12/20/00	950	38	CFB	327	2897	250	-	23	-	
P- 419 / NTI	WEOS TO EEOS	01/04/01	1430	45	CFB	320	2897	250	-	23	-	
P- 422 / NTI	WEOS TO EEOS	01/04/01	1440	45	CFB	320	2897	250	-	23	-	
P- 423 / NTI	WEOS TO EEOS	01/04/01	1545	45	CFB	320	2897	250	-	23	-	
P- 425 / NTI	WEOS TO EEOS	01/04/01	1615	45	CFB	320	2897	250	-	23	-	
P- 427 / NTI	WEOS TO EEOS	01/05/01	1455	60	SL	320	2897	250	-	23	-	
P- 428 / NTI	WEOS TO EEOS	01/05/01	1510	60	SL	320	2897	250	-	23	-	
P- 429 / NTI	WEOS TO EEOS	01/05/01	1515	60	SL	320	2897	250	-	23	-	
P- 430 / NTI	WEOS TO EEOS	01/05/01	1520	60	SL	320	2897	250	-	23	-	
P- 431 / NTI	WEOS TO EEOS	01/05/01	1600	60	SL	320	2897	250	-	23	-	

TABLE I-4
GEOMEMBRANE EXTRUSION SEAM SUMMARY
PRIMARY GEOMEMBRANE LINER
TRAIL RIDGE LANDFILL PHASES VA, VB, VC, AND VD
BALDWIN, FLORIDA

SEAM NUMBER	SEAM SECTION(1)	DATE	START TIME	AMBIEN TEMP. (F)	QA MON. (2)	WELDER I.D. MACH. #	WELDER I.D. TECH(2)	WELDING APPARATUS WEDGE TEMP. (C) DIGITAL SET	WELDING APPARATUS WEDGE TEMP. (C) INDICATOR	WELDED SEAM LENGTH	DESTRUC. NUMBER (3)	REMARKS
P- 432 / NTI	WEOS TO EEOS	01/05/01	1620	60	CFB	320	2897	250	-	23	-	
P- 433 / NTI	WEOS TO EEOS	01/05/01	1640	60	CFB	320	2897	250	-	23	-	
P- 434 / NTI	WEOS TO EEOS	01/05/01	1650	60	CFB	320	2897	250	-	23	DPX-351	178P
P- 418 / 420	177A TO SEOS	01/08/00	1132	55	SL	312	7534	260	-	4	-	
P- 427 / 428	179C TO 177P	01/08/00	1455	55	SL	314	2322	250	-	2	-	Walkthrough
P- 432 / 433	179E TO NEOS	01/08/00	1600	55	SL	314	2322	250	-	2	-	Walkthrough
P- 432 / 433	177R TO 178M	01/08/00	1610	55	SL	314	2322	250	-	5	-	Walkthrough
P- 427 / 428	178J TO 177K	01/08/00	1600	55	SL	316	7534	250	-	5	-	Walkthrough
P- 416 / SEC	SEOS TO NEOS	01/09/01	1000	45	CFB	316	2322	265	-	23	-	Length accounted 12/18
P- 415 / SEC	SEOS TO NEOS	01/09/01	1010	45	CFB	316	2322	265	-	23	-	Length accounted 12/18
P- 414 / SEC	SEOS TO NEOS	01/09/01	1020	45	CFB	316	2322	265	-	23	-	Length accounted 12/18
P- 413 / SEC	SEOS TO NEOS	01/09/01	1030	45	CFB	316	2322	265	-	23	-	Length accounted 12/18
P- 412 / SEC	SEOS TO NEOS	01/09/01	1040	45	CFB	316	2322	265	-	23	-	Length accounted 12/18
P- 411 / SEC	SEOS TO NEOS	01/09/01	1050	45	CFB	316	2322	265	-	23	-	Length accounted 12/18
P- 403 / SEC	NEOS TO SEOS	01/09/01	1000	45	CFB	314	2173	265	-	23	-	Length accounted 12/18
P- 404 / SEC	NEOS TO SEOS	01/09/01	1010	45	CFB	314	2173	265	-	23	-	Length accounted 12/18
P- 405 / SEC	NEOS TO SEOS	01/09/01	1020	45	CFB	314	2173	265	-	23	-	Length accounted 12/18
P- 406 / SEC	NEOS TO SEOS	01/09/01	1030	45	CFB	314	2173	265	-	23	-	Length accounted 12/18
P- 408 / SEC	NEOS TO SEOS	01/09/01	1040	45	CFB	314	2173	265	-	23	-	Length accounted 12/18
P- 409 / SEC	NEOS TO SEOS	01/09/01	1050	45	CFB	314	2173	265	-	23	-	Length accounted 12/18
P- 410 / SEC	NEOS TO SEOS	01/09/01	1100	45	CFB	314	2173	265	-	23	-	Length accounted 12/18
P- 435 / NTI	WEOS TO EEOS	01/18/01	1430	65	CFB	320	2897	250	-	23	-	
P- 436 / NTI	WEOS TO EEOS	01/18/01	1440	65	CFB	320	2897	250	-	23	-	
P- 438 / NTI	WEOS TO EEOS	01/18/01	1450	65	CFB	320	2897	250	-	23	-	
P- 439 / NTI	WEOS TO EEOS	01/18/01	1500	70	SL	320	2897	250	-	23	-	
P- 441 / NTI	WEOS TO EEOS	01/18/01	1520	70	SL	320	2897	250	-	23	-	
P- 443 / NTI	WEOS TO EEOS	01/18/01	1550	70	SL	320	2897	250	-	23	-	
P- 444 / NTI	WEOS TO EEOS	01/18/01	1610	70	SL	320	2897	250	-	23	-	
P- 446 / NTI	WEOS TO EEOS	01/18/01	1615	70	CFB	320	2897	250	-	23	-	
P- 448 / NTI	WEOS TO EEOS	01/18/01	1625	70	CFB	320	2897	250	-	23	-	
P- 449 / NTI	WEOS TO EEOS	01/19/01	1510	70	CFB	320	2897	250	-	23	-	
P- 450 / NTI	WEOS TO EEOS	01/19/01	1525	70	CFB	320	2897	250	-	23	-	
P- 451 / NTI	WEOS TO EEOS	01/19/01	1600	70	CFB	320	2897	250	-	23	-	
P- 452 / NTI	WEOS TO EEOS	01/19/01	1615	70	CFB	320	2897	250	-	23	-	
P- 453 / NTI	WEOS TO EEOS	01/19/01	1655	70	CFB	320	2897	250	-	23	DPX-352	179T
P- 454 / NTI	WEOS TO EEOS	01/19/01	1700	70	CFB	320	2897	250	-	23	-	
P- 455 / NTI	WEOS TO EEOS	01/19/01	1705	70	CFB	320	2897	250	-	23	-	

TABLE I-4
GEOMEMBRANE EXTRUSION SEAM SUMMARY
PRIMARY GEOMEMBRANE LINER
TRAIL RIDGE LANDFILL PHASES VA, VB, VC, AND VD
BALDWIN, FLORIDA

SEAM NUMBER	SEAM SECTION(1)	DATE	START TIME	AMBIEN TEMP. (F)	QA MON. (2)	WELDER I.D.		WELDING APPARATUS WEDGE TEMP. (C)		WELDED SEAM LENGTH	DESTRUC. NUMBER (3)	REMARKS
						MACH. #	TECH(2)	DIGITAL SET	INDICATOR			
P- 456 / NTI	WEOS TO EEOS	01/19/01	1710	70	CFB	320	2897	250	-	23	-	
P- 435 / 436	179P TO 179R	01/22/01	845	45	SC	316	2322	265	-	16	-	
P- 457 / NTI	WEOS TO EEOS	01/24/01	1340	60	CFB	320	2897	250	-	23	-	
P- 458 / NTI	WEOS TO EEOS	01/24/01	1350	60	CFB	320	2897	250	-	23	-	
P- 461 / NTI	WEOS TO EEOS	01/24/01	1405	60	CFB	320	2897	250	-	23	-	
P- 463 / NTI	WEOS TO EEOS	01/24/01	1420	60	CFB	320	2897	250	-	23	-	
P- 465 / NTI	WEOS TO EEOS	01/24/01	1440	60	CFB	320	2897	250	-	23	-	
P- 466 / NTI	WEOS TO EEOS	01/24/01	1510	60	CFB	320	2897	250	-	23	-	
P- 468 / NTI	WEOS TO EEOS	01/24/01	1530	60	CFB	320	2897	250	-	23	-	
P- 470 / NTI	WEOS TO EEOS	01/24/01	1630	60	CFB	320	2897	250	-	23	-	
P- 457 / 460	SEOS TO NEOS	01/25/01	850	45	SC	314	7534	250	-	4	-	
P- 460 / 462	SEOS TO NEOS	01/25/01	855	45	SC	314	7534	250	-	6	-	
P- 458 / 462	SEOS TO NEOS	01/25/01	1023	45	SC	314	7534	250	-	10	-	
P- 457 / 458	SEOS TO 181N	01/25/01	1050	50	SC	314	7534	250	-	9	-	
P- 457 / 458	181N TO 181P	01/25/01	1100	50	SC	314	7534	250	-	14	-	
P- 471 / NTI	WEOS TO EEOS	01/29/01	1500	70	CFB	320	2897	250	-	23	-	
P- 473 / NTI	WEOS TO EEOS	01/29/01	1515	70	CFB	320	2897	250	-	23	-	
P- 474 / NTI	WEOS TO EEOS	01/29/01	1530	70	CFB	320	2897	250	-	23	-	
P- 476 / NTI	WEOS TO EEOS	01/29/01	1545	70	KG	320	2897	250	-	23	-	
P- 477 / NTI	WEOS TO EEOS	01/29/01	1600	70	KG	320	2897	250	-	23	-	
P- 478 / NTI	WEOS TO EEOS	01/29/01	1615	70	KG	320	2897	250	-	23	-	
P- 480 / NTI	WEOS TO EEOS	01/29/01	1630	70	KG	320	2897	250	-	23	DPX-353	184A
P- 481 / NTI	WEOS TO 12' E OF WEOS	01/29/01	1645	70	KG	320	2897	250	-	12	-	
P- 471 / 473	182R TO 182S	01/30/01	925	60	CFB	314	2173	265	-	6	-	
P- 471 / 473	SEOS TO 182Q	01/31/01	945	60	KG	320	2897	250	-	1	-	
P- 450 / SWF	200' N OF SEOS TO 300' N OF SEOS	02/03/01	930	45	SC	320	2897	250	-	100	-	Temporary weld
P- 450 / SWF	100' N OF SEOS TO 200' N OF SEOS	02/03/01	930	45	SC	314	2173	265	-	100	-	Temporary weld
P- 450 / SWF	SEOS TO 100' N OF SEOS	02/03/01	930	45	SC	316	2322	250	-	100	-	Temporary weld
P- 481 / NTI	11' W OF EEOS TO EEOS	02/23/01	1530	60	SL	320	2897	250	-	11	-	
P- 482 / NTI	WEOS TO EEOS	02/23/01	1535	60	SL	320	2897	250	-	23	-	
P- 483 / NTI	WEOS TO EEOS	02/23/01	1545	60	SL	320	2897	250	-	23	-	
P- 485 / NTI	WEOS TO EEOS	02/23/01	1555	60	SL	320	2897	250	-	23	-	
P- 486 / NTI	WEOS TO EEOS	02/23/01	1655	55	SL	320	2897	250	-	23	-	
P- 487 / NTI	WEOS TO EEOS	02/23/01	1710	55	SL	320	2897	250	-	23	-	
P- 489 / NTI	WEOS TO EEOS	02/24/01	1300	60	CFB	320	2897	250	-	23	-	
P- 494 / NTI	WEOS TO EEOS	02/24/01	1320	60	CFB	320	2897	250	-	11	-	
P- 493 / NTI	WEOS TO EEOS	02/24/01	1330	60	CFB	320	2897	250	-	23	-	

TABLE I-4
GEOMEMBRANE EXTRUSION SEAM SUMMARY
PRIMARY GEOMEMBRANE LINER
TRAIL RIDGE LANDFILL PHASES VA, VB, VC, AND VD
BALDWIN, FLORIDA

SEAM NUMBER	SEAM SECTION(1)	DATE	START TIME	AMBIEN TEMP. (F)	QA MON. (2)	WELDER I.D. MACH.#	WELDER I.D. TECH(2)	WELDING APPARATUS WEDGE TEMP. (C) DIGITAL SET	WELDING APPARATUS WEDGE TEMP. (C) INDICATOR	WELDED SEAM LENGTH	DESTRUC. NUMBER (3)	REMARKS
P- 492 / NTI	WEOS TO EEOS	02/24/01	1400	60	QFB	320	2897	250	-	23	DPX-354	184Q
P- ETI / 184W	NEOS TO CT	02/26/01	1100	70	SC	314	2977	250	-	173	DPX-355	186D
P- 491 / NTI	WEOS TO EEOS	02/26/01	1130	70	SC	320	2897	250	-	23	-	
P- 490 / NTI	WEOS TO EEOS	02/26/01	1140	70	SC	320	2897	250	-	23	-	
P- ETI / 184W	NEOS TO CT	02/26/01	1145	70	SC	320	2897	250	-	124	-	
P- 490 / 184W	184X TO NEOS	02/26/01	1450	70	SC	320	2897	250	-	24	-	
P- 184W / LCF	WEOS TO EEOS	04/19/01	1420	70	SC	314	2300	250	-	1	-	
P- 490 / LCF	WEOS TO EEOS	04/19/01	1425	70	SC	314	2300	250	-	23	-	
P- 491 / LCF	WEOS TO EEOS	04/19/01	1430	70	SC	314	2300	250	-	23	-	
P- 480 / LCF	WEOS TO EEOS	04/19/01	1515	70	SC	314	2300	250	-	23	-	
P- 479 / LCF	WEOS TO EEOS	04/19/01	1520	70	SC	314	2300	250	-	23	-	
P- 477 / LCF	WEOS TO EEOS	04/19/01	1530	70	SC	314	2300	250	-	23	-	
P- 476 / LCF	WEOS TO EEOS	04/19/01	1550	70	SC	314	2300	250	-	23	-	
P- 492 / LCF	EEOS TO WEOS	04/19/01	1415	70	SC	320	2322	250	-	23	-	
P- 493 / LCF	EEOS TO WEOS	04/19/01	1425	70	SC	320	2322	250	-	23	-	
P- 489 / LCF	EEOS TO WEOS	04/19/01	1430	70	SC	320	2322	250	-	23	-	
P- 488 / LCF	EEOS TO WEOS	04/19/01	1435	70	SC	320	2322	250	-	23	-	
P- 486 / LCF	EEOS TO WEOS	04/19/01	1445	70	SC	320	2322	250	-	23	-	
P- 485 / LCF	EEOS TO WEOS	04/19/01	1450	70	SC	320	2322	250	-	23	-	
P- 484 / LCF	EEOS TO WEOS	04/19/01	1500	70	SC	320	2322	250	-	23	-	
P- 482 / LCF	EEOS TO WEOS	04/19/01	1510	70	SC	320	2322	250	-	23	-	
P- 481 / LCF	EEOS TO WEOS	04/19/01	1515	70	SC	320	2322	250	-	23	-	
P- 475 / LCF	EEOS TO WEOS	04/19/01	1550	70	SC	320	2322	250	-	23	-	
P- 473 / LCF	EEOS TO WEOS	04/19/01	1555	70	SC	320	2322	250	-	23	-	
P- 472 / LCF	EEOS TO WEOS	04/19/01	1600	70	SC	320	2322	250	-	23	-	
P- 470 / LCF	EEOS TO WEOS	04/19/01	1610	70	SC	320	2322	250	-	23	-	
P- 469 / LCF	EEOS TO WEOS	04/19/01	1626	70	SC	320	2322	250	-	23	-	
P- 467 / LCF	EEOS TO WEOS	04/19/01	1630	70	SC	320	2322	250	-	23	-	
P- 465 / LCF	EEOS TO WEOS	04/19/01	1640	70	SC	320	2322	250	-	23	-	
P- 464 / LCF	EEOS TO WEOS	04/19/01	1645	70	SC	320	2322	250	-	23	-	
P- 462 / LCF	EEOS TO WEOS	04/19/01	1650	70	SC	320	2322	250	-	23	-	
P- 459 / LCF	EEOS TO WEOS	04/19/01	1655	70	SC	320	2322	250	-	23	-	
P- 457 / LCF	EEOS TO WEOS	04/19/01	1700	70	SC	320	2322	250	-	23	-	
P- 456 / LCF	EEOS TO WEOS	04/20/01	845	65	SC	314	2300	250	-	23	-	
P- 455 / LCF	EEOS TO WEOS	04/20/01	850	65	SC	314	2300	250	-	23	-	
P- 454 / LCF	EEOS TO WEOS	04/20/01	900	65	SC	314	2300	250	-	23	-	
P- 453 / LCF	EEOS TO WEOS	04/20/01	915	65	SC	314	2300	250	-	23	-	

TABLE I-4
GEOMEMBRANE EXTRUSION SEAM SUMMARY
PRIMARY GEOMEMBRANE LINER
TRAIL RIDGE LANDFILL PHASES VA, VB, VC, AND VD
BALDWIN, FLORIDA

SEAM NUMBER	SEAM SECTION(1)	DATE	START TIME	AMBIEN TEMP. (F)	QA MON. (2)	WELDER I.D. MACH. #	WELDER I.D. TECH(2)	WELDING APPARATUS WEDGE TEMP. (C) DIGITAL SET	WELDING APPARATUS WEDGE TEMP. (C) INDICATOR	WELDED SEAM LENGTH	DESTRUC. NUMBER (3)	REMARKS
P- 452 / LCF	EEOS TO WEOS	04/20/01	930	65	SC	314	2300	250	-	23	-	
P- 451 / LCF	EEOS TO WEOS	04/20/01	940	65	SC	314	2300	250	-	23	-	
P- 450 / LCF	EEOS TO WEOS	04/20/01	945	65	SC	314	2300	250	-	23	-	
P- 449 / LCF	EEOS TO WEOS	04/20/01	955	65	SC	314	2300	250	-	23	-	
P- 448 / LCF	EEOS TO WEOS	04/20/01	1010	70	SC	314	2300	250	-	23	-	
P- 447 / LCF	EEOS TO WEOS	04/20/01	1020	70	SC	314	2300	250	-	23	-	
P- 445 / LCF	EEOS TO WEOS	04/20/01	1030	70	SC	314	2300	250	-	23	-	
P- 443 / LCF	EEOS TO WEOS	04/20/01	1100	70	SC	314	2300	250	-	23	-	
P- 442 / LCF	EEOS TO WEOS	04/20/01	1110	70	SC	314	2300	250	-	23	-	
P- 440 / LCF	EEOS TO WEOS	04/20/01	1400	70	SC	314	2300	250	-	23	-	
P- 400 / LCF	EEOS TO WEOS	04/20/01	1410	70	SC	314	2300	250	-	23	-	
P- 402 / LCF	EEOS TO WEOS	04/20/01	1420	70	SC	314	2300	250	-	23	-	
P- 415 / LCF	EEOS TO WEOS	04/20/01	1430	70	SC	314	2300	250	-	30	-	
P- 438 / LCF	EEOS TO WEOS	04/20/01	1020	70	SC	320	2322	250	-	23	-	
P- 437 / LCF	EEOS TO WEOS	04/20/01	1025	70	SC	320	2322	250	-	23	-	
P- 435 / LCF	EEOS TO WEOS	04/20/01	1030	70	SC	320	2322	250	-	23	-	
P- 434 / LCF	EEOS TO WEOS	04/20/01	1035	70	SC	320	2322	250	-	23	-	
P- 433 / LCF	EEOS TO WEOS	04/20/01	1040	70	SC	320	2322	250	-	23	-	
P- 432 / LCF	EEOS TO WEOS	04/20/01	1045	70	SC	320	2322	250	-	23	-	
P- 431 / LCF	EEOS TO WEOS	04/20/01	1055	70	SC	320	2322	250	-	23	-	
P- 430 / LCF	EEOS TO WEOS	04/20/01	1100	70	SC	320	2322	250	-	23	-	
P- 429 / LCF	EEOS TO WEOS	04/20/01	1110	70	SC	320	2322	250	-	23	-	
P- 428 / LCF	EEOS TO WEOS	04/20/01	1125	70	SC	320	2322	250	-	23	-	
P- 427 / LCF	EEOS TO WEOS	04/20/01	1345	70	SC	320	2322	250	-	23	-	
P- 425 / LCF	EEOS TO WEOS	04/20/01	1350	70	SC	320	2322	250	-	23	-	
P- 424 / LCF	EEOS TO WEOS	04/20/01	1355	70	SC	320	2322	250	-	23	-	
P- 422 / LCF	EEOS TO WEOS	04/20/01	1410	70	SC	320	2322	250	-	23	-	
P- 420 / LCF	EEOS TO WEOS	04/20/01	1420	70	SC	320	2322	250	-	23	-	
P- 418 / LCF	EEOS TO WEOS	04/20/01	1430	70	SC	320	2322	250	-	23	-	
P- 417 / LCF	EEOS TO WEOS	04/20/01	1435	70	SC	320	2322	250	-	23	-	
PHASE VD												
P- 710 / SEC	SEOS TO NEOS	02/20/01	1700	65	SL	222	2977	265	-	23	-	
P- 711 / SEC	SEOS TO NEOS	02/20/01	1710	65	SL	222	2977	265	-	23	-	
P- 712 / SEC	SEOS TO NEOS	02/20/01	1725	65	SL	222	2977	265	-	23	-	
P- 714 / NTI	WEOS TO EEOS	02/20/01	1640	65	SC	314	2173	265	-	60	-	

TABLE I-4
GEOMEMBRANE EXTRUSION SEAM SUMMARY
PRIMARY GEOMEMBRANE LINER
TRAIL RIDGE LANDFILL PHASES VA, VB, VC, AND VD
BALDWIN, FLORIDA

SEAM NUMBER	SEAM SECTION(1)	DATE	START TIME	AMBIEN TEMP. (F)	QA MON. (2)	WELDER I.D.		WELDING APPARATUS WEDGE TEMP. (C)		WELDED SEAM LENGTH	DESTRUC. NUMBER (3)	REMARKS
						MACH. #	TECH(2)	DIGITAL SET	INDICATOR			
P- 714 / SEC	NEOS TO SEOS	02/20/01	1500	60	SC	314	2173	265	-	23	-	
P- 713 / SEC	NEOS TO SEOS	02/20/01	1520	60	SC	314	2173	265	-	14	-	
P- 701 / SEC	EEOS TO WEOS	02/20/01	1550	65	SL	320	2897	250	-	60	-	
P- 701 / SEC	SEOS TO NEOS	02/20/01	1600	65	CFB	320	2897	250	-	23	-	
P- 702 / SEC	SEOS TO NEOS	02/20/01	1610	65	CFB	320	2897	250	-	23	DPX-700	751Q
P- 706 / SEC	NEOS TO SEOS	02/20/01	1620	65	CFB	320	2897	250	-	23	-	
P- 705 / SEC	NEOS TO SEOS	02/20/01	1630	65	CFB	320	2897	250	-	23	-	
P- 704 / SEC	NEOS TO SEOS	02/20/01	1640	65	CFB	320	2897	250	-	23	-	
P- 703 / SEC	NEOS TO SEOS	02/20/01	1650	65	CFB	320	2897	250	-	23	-	
P- 709 / SEC	NEOS TO SEOS	02/20/01	1655	65	CFB	320	2897	250	-	23	-	
P- 708 / SEC	NEOS TO SEOS	02/20/01	1700	65	CFB	320	2897	250	-	23	-	
P- 707 / SEC	NEOS TO SEOS	02/20/01	1710	60	CFB	320	2897	250	-	23	-	
P- 700 / NTI	WEOS TO EEOS	02/21/01	1140	70	CFB	320	2897	250	-	23	-	
P- 715 / NTI	WEOS TO EEOS	02/21/01	1150	70	CFB	320	2897	250	-	23	-	
P- 717 / NTI	WEOS TO EEOS	02/21/01	1158	70	CFB	320	2897	250	-	23	-	
P- 718 / NTI	WEOS TO EEOS	02/21/01	1400	70	CFB	320	2897	250	-	23	-	
P- 719 / NTI	WEOS TO EEOS	02/21/01	1410	70	CFB	320	2897	250	-	23	-	
P- 721 / NTI	WEOS TO EEOS	02/21/01	1422	70	CFB	320	2897	250	-	23	-	
P- 723 / NTI	WEOS TO EEOS	02/21/01	1450	70	CFB	320	2897	250	-	23	-	
P- 724 / NTI	WEOS TO EEOS	02/21/01	1500	70	CFB	320	2897	250	-	23	-	
P- 726 / NTI	WEOS TO EEOS	02/21/01	1600	65	CFB	320	2897	250	-	23	-	
P- 728 / NTI	WEOS TO EEOS	02/21/01	1615	65	CFB	320	2897	250	-	23	-	
P- 729 / NTI	WEOS TO EEOS	02/21/01	1640	65	CFB	320	2897	250	-	23	-	
P- 723 / 725	SEOS TO 750R	02/21/01	1642	65	SL	314	2392	250	-	18	-	
P- 700 / SEC	WEOS TO EEOS	02/22/01	1415	70	SC	314	2173	265	-	23	-	
P- 716 / SEC	WEOS TO EEOS	02/22/01	1420	70	SC	314	2173	265	-	23	-	
P- 717 / SEC	WEOS TO EEOS	02/22/01	1425	70	SC	314	2173	265	-	23	-	
P- 718 / SEC	WEOS TO EEOS	02/22/01	1435	70	SC	314	2173	265	-	23	-	
P- 720 / SEC	WEOS TO EEOS	02/22/01	1445	70	SC	314	2173	265	-	23	-	
P- 722 / SEC	WEOS TO EEOS	02/22/01	1500	70	SC	314	2173	265	-	23	-	
P- 723 / SEC	WEOS TO EEOS	02/22/01	1418	70	SC	320	2897	250	-	23	-	
P- 725 / SEC	WEOS TO EEOS	02/22/01	1430	70	SC	320	2897	250	-	23	-	
P- 727 / SEC	WEOS TO EEOS	02/22/01	1433	70	SC	320	2897	250	-	23	-	
P- 728 / SEC	WEOS TO EEOS	02/22/01	1500	70	SC	320	2897	250	-	23	-	
P- 730 / SEC	WEOS TO EEOS	02/22/01	1520	70	SC	320	2897	250	-	23	-	
P- 730 / SEC	SEOS TO NEOS	02/23/01	930	60	CFB	314	2392	250	-	215	-	Temporary weld
P- 729 / SEC	SEOS TO NEOS	02/23/01	1000	60	CFB	314	2392	250	-	94	-	Temporary weld

TABLE I-4
GEOMEMBRANE EXTRUSION SEAM SUMMARY
PRIMARY GEOMEMBRANE LINER
TRAIL RIDGE LANDFILL PHASES VA, VB, VC, AND VD
BALDWIN, FLORIDA

SEAM NUMBER	SEAM SECTION(1)	DATE	START TIME	AMBIEN TEMP. (F)	QA MON. (2)	WELDER I.D.		WELDING APPARATUS WEDGE TEMP. (C)		WELDED SEAM LENGTH	DESTRUC. NUMBER (3)	REMARKS
						MACH. #	TECH(2)	DIGITAL SET	INDICATOR			
P- 731 / NTI	WEOS TO EEOS	02/28/01	1100	70	KG	320	2897	250	-	23	-	
P- 732 / NTI	WEOS TO EEOS	02/28/01	1130	75	KG	320	2897	250	-	23	-	
P- 734 / NTI	WEOS TO EEOS	02/28/01	1335	75	KG	320	2897	250	-	23	-	
P- 736 / NTI	WEOS TO EEOS	02/28/01	1410	75	KG	320	2897	250	-	23	-	
P- 738 / NTI	WEOS TO EEOS	02/28/01	1445	75	KG	320	2897	250	-	23	-	
P- 740 / SEC	NEOS TO 100'S OF NEOS	02/28/01	1630	75	CFB	320	2897	250	-	100	-	Temporary weld
P- 731 / SEC	WEOS TO EEOS	02/28/01	1355	75	KG	314	2977	250	-	23	-	
P- 733 / SEC	WEOS TO EEOS	02/28/01	1420	75	KG	314	2977	250	-	23	-	
P- 735 / SEC	WEOS TO EEOS	02/28/01	1440	75	KG	314	2977	250	-	23	-	
P- 737 / SEC	WEOS TO EEOS	02/28/01	1500	75	KG	314	2977	250	-	23	-	
P- 739 / SEC	WEOS TO EEOS	02/28/01	1520	75	KG	314	2977	250	-	23	-	
P- 740 / SEC	SEOS TO 100' N OF SEOS	02/28/01	1630	75	CFB	314	2977	250	-	100	-	Temporary weld
P- 740 / SEC	100'N OF SEOS TO 200' N OF SEOS	02/28/01	1630	75	CFB	222	2392	250	-	100	-	Temporary weld
P- 741 / NTI	WEOS TO EEOS	03/22/01	1630	70	SC	320	2897	250	-	23	DPX-703	752G
P- 740 / NTI	WEOS TO EEOS	03/22/01	1640	70	SC	320	2897	250	-	23	-	
P- 742 / NTI	WEOS TO EEOS	03/22/01	1645	70	SC	320	2897	250	-	23	-	
P- 744 / NTI	WEOS TO EEOS	03/22/01	1700	70	SC	320	2897	250	-	23	-	
P- 746 / NTI	WEOS TO EEOS	03/22/01	1730	70	SC	320	2897	250	-	23	-	
P- 740 / SEC	WEOS TO EEOS	03/23/01	840	50	SC	320	2897	250	-	23	-	
P- 741 / SEC	WEOS TO EEOS	03/23/01	850	50	SC	320	2897	250	-	23	-	
P- 743 / SEC	WEOS TO EEOS	03/23/01	910	55	SC	320	2897	250	-	23	-	
P- 745 / SEC	WEOS TO EEOS	03/23/01	920	55	SC	320	2897	250	-	23	-	
P- 746 / SEC	WEOS TO EEOS	03/23/01	930	60	SC	320	2897	250	-	23	-	
P- 746 / 748	752P TO 753P	03/23/01	1345	75	SC	320	2897	250	-	5	-	
P- 742 / 744	SEOS TO 752M	03/23/01	1417	75	SC	320	2897	250	-	3	-	
P- 746 / 747	SEOS TO 752N	03/23/01	1433	75	SC	320	2897	250	-	3	-	
P- 741 / 742	752Q TO NEOS	03/23/01	1445	75	SC	320	2897	250	-	3	-	
P- 747 / NTI	WEOS TO EEOS	03/24/01	1305	75	KBG	320	2897	250	-	23	-	
P- 749 / NTI	WEOS TO EEOS	03/24/01	1310	75	KBG	320	2897	250	-	23	-	
P- 751 / NTI	WEOS TO EEOS	03/24/01	1315	75	KBG	320	2897	250	-	23	-	
P- 753 / NTI	WEOS TO EEOS	03/24/01	1320	75	KBG	320	2897	250	-	23	-	
P- 754 / NTI	WEOS TO EEOS	03/24/01	1350	75	KBG	320	2897	250	-	23	-	
P- 756 / NTI	WEOS TO EEOS	03/24/01	1355	75	KBG	320	2897	250	-	23	DPX-704	754H
P- 758 / NTI	WEOS TO EEOS	03/24/01	1400	75	KBG	320	2897	250	-	23	-	
P- 759 / NTI	WEOS TO EEOS	03/24/01	1405	75	KBG	320	2897	250	-	23	-	
P- 761 / NTI	WEOS TO EEOS	03/24/01	1630	75	KBG	320	2897	250	-	23	-	
P- 748 / SEC	WEOS TO EEOS	03/24/01	1310	75	KBG	314	2323	250	-	23	-	

TABLE I-4
GEOMEMBRANE EXTRUSION SEAM SUMMARY
PRIMARY GEOMEMBRANE LINER
TRAIL RIDGE LANDFILL PHASES VA, VB, VC, AND VD
BALDWIN, FLORIDA

SEAM NUMBER	SEAM SECTION(1)	DATE	START TIME	AMBIEN TEMP. (F)	QA MON. (2)	WELDER I.D.		WELDING APPARATUS WEDGE TEMP. (C)		WELDED SEAM LENGTH	DESTRUC. NUMBER (3)	REMARKS
						MACH. #	TECH(2)	DIGITAL SET	INDICATOR			
P- 750 / SEC	WEOS TO EEOS	03/24/01	1315	75	KBG	314	2323	250	-	23	-	
P- 752 / SEC	WEOS TO EEOS	03/24/01	1320	75	KBG	314	2323	250	-	23	-	
P- 753 / SEC	WEOS TO EEOS	03/24/01	1325	75	KBG	314	2323	250	-	23	-	
P- 755 / SEC	WEOS TO EEOS	03/24/01	1410	75	KBG	314	2323	250	-	23	-	
P- 757 / SEC	WEOS TO EEOS	03/24/01	1420	75	KBG	314	2323	250	-	23	-	
P- 758 / SEC	WEOS TO EEOS	03/24/01	1430	75	KBG	314	2323	250	-	23	-	
P- 760 / SEC	WEOS TO EEOS	03/24/01	1500	75	KBG	314	2323	250	-	23	-	
P- 747 / 750	SEOS TO NEOS	03/24/01	1614	75	KBG	314	2323	250	-	4	-	
P- 762 / SEC	WEOS TO EEOS	03/24/01	1640	75	KBG	314	2323	250	-	23	-	
P- 763 / SEC	WEOS TO EEOS	03/24/01	1650	75	KBG	314	2323	250	-	23	DPX-705	754P
P- 750 / 752	NEOS TO 754G	03/24/01	1505	75	KBG	314	2323	250	-	3	-	
P- 751 / 752	WEOS TO 754A	03/24/01	1510	75	KBG	314	2323	250	-	11	-	
P- 763 / NTI	WEOS TO EEOS	03/27/01	1310	50	SC	320	2897	250	-	23	-	
P- 764 / NTI	WEOS TO EEOS	03/27/01	1320	50	SC	320	2897	250	-	23	-	
P- 765 / NTI	WEOS TO EEOS	03/27/01	1330	50	SC	320	2897	250	-	23	-	
P- 767 / NTI	WEOS TO EEOS	03/27/01	1335	50	SC	320	2897	250	-	23	-	
P- 769 / NTI	WEOS TO EEOS	03/27/01	1340	50	SC	320	2897	250	-	23	-	
P- 770 / SEC	NEOS TO SEOS	03/27/01	1530	60	KG	320	2897	250	-	114	-	Temporary weld
P- 764 / SEC	WEOS TO EEOS	03/27/01	1325	60	SL	314	2323	250	-	23	-	
P- 766 / SEC	WEOS TO EEOS	03/27/01	1335	60	SL	314	2323	250	-	23	-	
P- 768 / SEC	WEOS TO EEOS	03/27/01	1345	60	SL	314	2323	250	-	23	-	
P- 769 / SEC	WEOS TO EEOS	03/27/01	1355	60	SL	314	2323	250	-	23	-	
P- 771 / SEC	SEOS TO NEOS	03/27/01	1425	60	KG	314	2323	250	-	192	-	Temporary weld
P- 763 / 764	756A TO SEOS	04/05/01	915	60	CFB	314	2322	250	-	10	-	
P- 764 / 765	SEOS TO 756D	04/05/01	1000	60	CFB	314	2322	250	-	10	-	
P- 767 / 768	756B TO EEOS	04/05/01	1215	60	CFB	314	2322	250	-	5	-	
P- 770 / NTI	WEOS TO EEOS	04/09/01	1500	80	SC	320	2897	250	-	23	-	
P- 772 / NTI	WEOS TO EEOS	04/09/01	1515	80	SC	320	2897	250	-	23	-	
P- 773 / NTI	WEOS TO EEOS	04/09/01	1545	80	SC	320	2897	250	-	23	-	
P- 775 / NTI	WEOS TO EEOS	04/09/01	1600	80	SC	320	2897	250	-	23	-	
P- 777 / NTI	WEOS TO EEOS	04/09/01	1630	80	SC	320	2897	250	-	23	-	
P- 778 / NTI	WEOS TO EEOS	04/09/01	1650	80	SC	320	2897	250	-	23	-	
P- 774 / 775	755T TO 755W	04/10/01	1112	80	SC	314	2300	250	-	15	-	
P- 772 / 774	SEOS TO 755X	04/10/01	1415	85	SC	314	2300	250	-	10	-	
P- 771 / SEC	WEOS TO EEOS	04/10/01	1605	85	SC	314	2300	250	-	23	-	
P- 772 / SEC	WEOS TO EEOS	04/10/01	1610	85	SC	314	2300	250	-	23	-	
P- 774 / SEC	WEOS TO EEOS	04/10/01	1620	85	SC	314	2300	250	-	23	-	

TABLE I-4
GEOMEMBRANE EXTRUSION SEAM SUMMARY
PRIMARY GEOMEMBRANE LINER
TRAIL RIDGE LANDFILL PHASES VA, VB, VC, AND VD
BALDWIN, FLORIDA

SEAM NUMBER	SEAM SECTION(1)	DATE	START TIME	AMBIEN TEMP. (F)	QA MON. (2)	WELDER I.D.		WELDING APPARATUS WEDGE TEMP. (C)		WELDED SEAM LENGTH	DESTRUC. NUMBER (3)	REMARKS
						MACH. #	TECH(2)	DIGITAL SET	INDICATOR			
P- 776 / SEC	WEOS TO EEOS	04/10/01	1640	85	SC	314	2300	250	-	23	-	
P- 777 / SEC	WEOS TO EEOS	04/10/01	1650	85	SC	314	2300	250	-	23	-	
P- 779 / SEC	WEOS TO EEOS	04/10/01	1655	85	SC	314	2300	250	-	23	-	
P- 770 / 772	SEOS TO 756G	04/10/01	1710	85	SC	314	2300	250	-	12	-	Walk Through
P- 780 / NTI	WEOS TO EEOS	04/11/01	1445	85	SC	314	2300	250	-	23	-	
P- 782 / NTI	WEOS TO EEOS	04/11/01	1450	85	SC	314	2300	250	-	23	-	
P- 783 / NTI	WEOS TO EEOS	04/11/01	1455	85	SC	314	2300	250	-	23	DPX-707	757I
P- 785 / NTI	WEOS TO EEOS	04/11/01	1600	85	SC	314	2300	250	-	23	-	
P- 787 / NTI	WEOS TO EEOS	04/11/01	1630	85	SC	314	2300	250	-	23	-	
P- 780 / 782	SEOS TO 757F	04/12/01	1120	75	CFB	314	2300	250	-	10	-	
P- 788 / NTI	WEOS TO EEOS	04/13/01	820	75	CFB	314	2300	250	-	23	-	
P- 790 / NTI	WEOS TO EEOS	04/13/01	830	75	CFB	314	2300	250	-	23	-	
P- 792 / NTI	WEOS TO EEOS	04/13/01	840	80	CFB	314	2300	250	-	23	-	
P- 794 / NTI	WEOS TO EEOS	04/13/01	920	80	CFB	314	2300	250	-	23	-	
P- 796 / NTI	WEOS TO EEOS	04/13/01	930	80	SL	314	2300	250	-	23	-	
P- 798 / NTI	WEOS TO EEOS	04/13/01	940	80	SL	314	2300	250	-	23	-	
P- 800 / NTI	WEOS TO EEOS	04/13/01	950	80	SL	314	2300	250	-	23	-	
P- 801 / NTI	WEOS TO EEOS	04/13/01	1000	80	SL	314	2300	250	-	23	-	
P- 782 / 784	757D TO 758F	04/13/01	1052	80	SL	314	2300	250	-	4	-	
P- 782 / 784	758F TO 757E	04/13/01	1056	80	SL	314	2300	250	-	5	-	
P- 782 / 784	757E TO 5' N OF SEOS	04/13/01	1058	80	SL	314	2300	250	-	5	-	
P- 784 / 786	758G TO 757H	04/13/01	1102	80	SL	314	2300	250	-	6	-	
P- 784 / 786	757H TO 5' N OF SEOS	04/13/01	1112	80	SL	314	2300	250	-	5	-	
P- 803 / NTI	WEOS TO EEOS	04/13/01	1500	85	CFB	314	2067	250	-	23	DPX-708	758P
P- 805 / NTI	WEOS TO EEOS	04/13/01	1518	85	CFB	314	2067	250	-	23	-	
P- 806 / NTI	WEOS TO EEOS	04/13/01	1525	85	CFB	314	2067	250	-	23	-	
P- 781 / SEC	WEOS TO EEOS	04/14/01	1415	70	KG	314	2300	250	-	23	-	
P- 782 / SEC	WEOS TO EEOS	04/14/01	1420	70	KG	314	2300	250	-	23	-	
P- 782 / 784	SEOS TO 5' N OF SEOS	04/14/01	1425	70	KG	314	2300	250	-	12	-	
P- 784 / SEC	WEOS TO EEOS	04/14/01	1435	70	KG	314	2300	250	-	23	-	
P- 784 / 786	SEOS TO 5' N OF SEOS	04/14/01	1440	70	KG	314	2300	250	-	6	-	
P- 786 / SEC	WEOS TO EEOS	04/14/01	1530	75	CFB	314	2300	250	-	23	-	
P- 787 / SEC	WEOS TO EEOS	04/14/01	1545	85	CFB	314	2300	250	-	23	-	
P- 789 / SEC	WEOS TO EEOS	04/14/01	1610	80	CFB	314	2300	250	-	23	-	
P- 791 / SEC	WEOS TO EEOS	04/14/01	1625	80	CFB	314	2300	250	-	23	-	
P- 793 / SEC	WEOS TO EEOS	04/14/01	1640	80	CFB	314	2300	250	-	23	-	
P- 795 / SEC	WEOS TO EEOS	04/14/01	1700	80	CFB	314	2300	250	-	23	-	

TABLE I-4
GEOMEMBRANE EXTRUSION SEAM SUMMARY
PRIMARY GEOMEMBRANE LINER
TRAIL RIDGE LANDFILL PHASES VA, VB, VC, AND VD
BALDWIN, FLORIDA

SEAM NUMBER	SEAM SECTION(1)	DATE	START TIME	AMBIEN TEMP. (F)	QA MON. (2)	WELDER I.D. MACH. #	WELDER I.D. TECH(2)	WELDING APPARATUS WEDGE TEMP. (C) DIGITAL SET	WELDING APPARATUS WEDGE TEMP. (C) INDICATOR	WELDED SEAM LENGTH	DESTRUC. NUMBER (3)	REMARKS
P- 811 / ETI	NEOS TO SEOS	04/14/01	1545	80	CFB	320	2322	250	-	154	-	
P- 812 / ETI	NEOS TO SEOS	04/14/01	1630	80	CFB	320	2322	250	-	156	-	
P- 808 / NTI	WEOS TO EEOS	04/16/01	850	60	SC	320	2322	250	-	23	-	
P- 810 / NTI	WEOS TO EEOS	04/16/01	900	60	SC	320	2322	250	-	23	-	
P- 811 / NTI	WEOS TO EEOS	04/16/01	920	60	SC	320	2322	250	-	13	-	
P- 801 / 802	EEOS TO 758D	04/16/01	1020	60	SC	320	2322	250	-	3	-	
P- 797 / SEC	WEOS TO EEOS	04/16/01	850	60	SC	314	2300	250	-	23	-	
P- 799 / SEC	WEOS TO EEOS	04/16/01	900	60	SC	314	2300	250	-	23	-	
P- 800 / SEC	WEOS TO EEOS	04/16/01	910	60	SC	314	2300	250	-	23	-	
P- 802 / SEC	WEOS TO EEOS	04/16/01	940	60	SC	314	2300	250	-	23	-	
P- 804 / SEC	WEOS TO EEOS	04/16/01	950	60	SC	314	2300	250	-	23	-	
P- 805 / SEC	WEOS TO EEOS	04/16/01	1010	60	SC	314	2300	250	-	23	-	
P- 807 / SEC	WEOS TO EEOS	04/16/01	1030	60	SC	314	2300	250	-	23	-	
P- 809 / SEC	WEOS TO EEOS	04/16/01	1040	60	SC	314	2300	250	-	23	-	
P- 810 / SEC	WEOS TO EEOS	04/16/01	1050	60	SC	314	2300	250	-	23	-	
P- 812 / SEC	WEOS TO EEOS	04/16/01	1110	60	SC	314	2300	250	-	23	-	
P- 787 / 789	SEOS TO 757J	04/16/01	1430	70	SC	314	2300	250	-	20	-	
P- 790 / 791	WEOS TO EEOS	04/16/01	1550	70	SC	314	2300	250	-	23	-	
P- 794 / 797	SEOS TO 758A	04/16/01	1638	70	SC	314	2300	250	-	3	-	
P- 802 / 803	758N TO 758K	04/16/01	1645	70	SC	314	2300	250	-	10	-	
P- 802 / 803	758K TO 758M	04/16/01	1700	70	SC	314	2300	250	-	10	-	
P- 811 / SWF	SEOS TO NEOS	04/18/01	1540	65	SL	320	2322	250	-	154	-	
P- 812 / SWF	SEOS TO NEOS	04/18/01	1540	65	SL	328	2985	250	-	156	-	
P- 757 / SWF	SEOS TO NEOS	04/21/01	935	65	SL	320	2322	250	-	66	-	
P- 756 / SWF	SEOS TO NEOS	04/21/01	950	65	SL	320	2322	250	-	200	-	
P- 754 / SWF	SEOS TO NEOS	04/21/01	1030	65	SL	320	2322	250	-	45	-	

NOTES:

(1) Refer to Appendix J for list of Abbreviations
(2) Refer to Appendix A for list of Golder and Serrot personnel
(3) Refer to Appendix L for Destructive Sample Laboratory Testing Results
(4) LCF rewelded to correct alignment
(5) G.V. refers to temporary air vents left along the primary to secondary weld. These vents were welded after the completion of the protective sand blanket placement

F/N: PGESS.XLS

APPENDIX J

Geomembrane Defect Repair Summaries

SECTION J-1

Secondary Defect Repair Summary

TABLE J-1
GEOMEMBRANE REPAIR SUMMARY
SECONDARY GEOMEMBRANE LINER
TRAIL RIDGE LANDFILL PHASES VA, VB, VC, AND VD
BALDWIN, FLORIDA

DEFECT CODE		SEAM, PANEL OR REPAIR NUMBER	MAPPED LOCATION(1)	DEFECT TYPE(1)	REPAIR SUMMARY						NON-DESTRUCTIVE	
					DATE	TYPE(1)	APPROX. SIZE(5)	WELDER I.D. TECH.(2)	WELDER I.D. MACH.	QA MON.(2)	TEST DATE	QA MON.(2)
PHASE VA												
100	A	S- 303 / 305	139' S OF NEOS	DSF-300	11/10/00	P	1 X 4	2173	314	SC	11/10/00	SL
100	B	S- 305 / 307	69' S OF NEOS	DSF-301	11/10/00	P	1 X 4	2173	314	SC	11/10/00	SL
100	C	S- 307 / 308	INTERSECTION WITH S-309	T	11/10/00	P	1 X 1	2322	316	SC	11/10/00	SL
100	D	S- 308 / 309	INTERSECTION WITH S-310	T	11/10/00	P	1 X 1	2322	316	SC	11/10/00	SL
100	E	S- 308 / 310	39' S OF NEOS	DSF-302	11/10/00	P	1 X 4	2392	312	SL	11/10/00	SL
100	F	S- 310 / 312	10' N OF SEOS	DSF-303	11/10/00	P	1 X 4	2322	316	SC	11/11/00	SL
100	G	S- 312 / 314	15' N OF SEOS	DSF-304	11/10/00	P	1 X 4	2322	316	SC	11/11/00	CFB
100	H	S- 313 / 315	54' N OF SEOS	DSF-305	11/10/00	P	1 X 4	2173	314	SC	11/11/00	CFB
100	I	S- 317 / 318	INTERSECTION WITH S-319	T	11/10/00	P	1 X 1	2173	314	SC	11/11/00	CFB
100	J	S- 315 / 316	INTERSECTION WITH S-317	T	11/10/00	P	1 X 3	2392	312	SL	11/10/00	SL
100	K	S- 316 / 317	INTERSECTION WITH S-318	T	11/10/00	P	1 X 1	2392	312	SL	11/10/00	SL
100	M	S- 315 / 317	50' S OF NEOS	DSF-306	11/10/00	P	1 X 4	2173	314	SC	11/11/00	CFB
100	N	S- 316 / 318	66' S OF NEOS	DSF-307	11/10/00	P	1 X 4	2392	312	SL	11/10/00	SL
100	P	S- 320 / 321	INTERSECTION WITH S-322	T	11/10/00	P	1 X 1	2392	312	SL	11/10/00	SL
100	Q	S- 321 / 322	INTERSECTION WITH S-323	T	11/10/00	P	1 X 2	2392	312	SL	11/10/00	SL
100	R	S- 322 / 323	INTERSECTION WITH S-324	T	11/10/00	P	1 X 1	2173	314	SC	11/11/00	CFB
100	S	S- 323 / 324	8' W OF EEOS	DSF-308	11/10/00	P	1 X 4	2173	314	SC	11/11/00	CFB
100	T	S- 320 / 322	19' N OF SEOS	WS	11/10/00	P	1 X 1	2322	316	SC	11/11/00	CFB
100	W	S- 322 / 324	49' S OF NEOS	DSF-309	11/10/00	P	1 X 4	2322	316	SC	11/11/00	CFB
100	X	S- 323 / 325	57' N OF SEOS	DSF-310	11/10/00	P	1 X 4	2173	314	SC	11/11/00	SL
101	A	S- 300 / 301	INTERSECTION WITH S-302	T	11/10/00	P	1 X 1	2173	314	SC	11/10/00	SL
101	B	S- 301 / 302	INTERSECTION WITH S-303	T	11/10/00	P	1 X 1	2173	314	SC	11/10/00	SL
101	C	S- 302 / 303	INTERSECTION WITH S-304	T	11/10/00	P	1 X 2	2322	316	SC	11/10/00	SL
101	D	S- 303 / 304	INTERSECTION WITH S-305	T	11/10/00	P	1 X 2	2322	316	SC	11/10/00	SL
101	E	S- 300 /	12' W OF EEOP AND 1' S OF NTI	D	11/07/00	P	2 X 2	2897	320	MLB	11/10/00	SL
101	F	S- 301 / NTI	12' W OF EEOP	D	11/07/00	P	1 X 1	2897	320	MLB	11/10/00	SL
101	G	S- 303 /	12' W OF EEOP AND 1' S OF NTI	D	11/07/00	P	1 X 2	2897	320	MLB	11/10/00	SL
101	H	S- 305 /	12' W OF EEOP AND 2' S OF NTI	D	11/10/00	P	1 X 2	2392	312	SL	11/10/00	SL
101	I	S- 306 /	12' W OF EEOP AND 2' S OF NTI	D	11/10/00	P	1 X 2	2392	312	SL	11/10/00	SL
101	J	S- 305 / 306	INTERSECTION WITH S-307	T	11/10/00	P	1 X 1	2173	314	SC	11/10/00	SL
101	K	S- 307 /	12' W OF EEOP AND 1' S OF NTI	D	11/10/00	P	1 X 1	2173	314	SC	11/10/00	SL
101	M	S- 306 / 307	INTERSECTION WITH S-308	T	11/10/00	P	1 X 1	2173	314	SC	11/11/00	SL
101	N	S- 308 /	12' W OF EEOP AND 2' S OF NTI	D	11/10/00	P	1 X 2	2392	312	SL	11/10/00	SL

TABLE J-1
GEOMEMBRANE REPAIR SUMMARY
SECONDARY GEOMEMBRANE LINER
TRAIL RIDGE LANDFILL PHASES VA, VB, VC, AND VD
BALDWIN, FLORIDA

DEFECT CODE	SEAM, PANEL OR REPAIR NUMBER	MAPPED LOCATION(1)	DEFECT TYPE(1)	REPAIR SUMMARY						NON-DESTRUCTIVE	
				DATE	TYPE(1)	APPROX. SIZE(6)	WELDER I.D. TECH.(2)	WELDER I.D. MACH.	QA MON.(2)	TEST DATE	QA MON.(2)
101 P	S- 310 /	12' W OF EEOP AND 2' S OF NTI	D	11/07/00	P	1 X 2	2897	320	SL	11/10/00	SL
101 Q	S- 311 /	12' W OF EEOP AND 2' S OF NTI	D	11/07/00	P	1 X 1	2897	320	SL	11/10/00	SL
101 R	S- 313 /	12' W OF EEOP AND 2' S OF NTI	D	11/10/00	P	1 X 2	2392	312	SL	11/10/00	SL
101 S	S- 310 / 311	INTERSECTION WITH S-312	T	11/10/00	P	1 X 1	2392	312	SL	11/10/00	SL
101 T	S- 311 / 312	INTERSECTION WITH S-313	T	11/10/00	P	1 X 1	2392	312	SL	11/10/00	SL
101 W	S- 312 / 313	INTERSECTION WITH S-314	T	11/10/00	P	1 X 2	2322	316	SC	11/11/00	CFB
101 X	S- 313 / 314	INTERSECTION WITH S-315	T	11/10/00	P	1 X 2	2322	316	SC	11/11/00	CFB
102 A	S- 300 / NTI	FROM WEOS TO 10' E	IO	11/07/00	P	1 X 10	2897	320	MLB	11/10/00	SL
102 B	S- 325 / 326	INTERSECTION WITH S-327	T	11/10/00	P	2 X 2	2392	312	SL	11/11/00	CFB
102 C	S- 326 / 327	INTERSECTION WITH S-328	T	11/10/00	P	2 X 3	2392	312	SL	11/11/00	CFB
102 D	S- 327 / 328	INTERSECTION WITH S-329	T	11/10/00	P	1 X 1	2173	314	SC	11/11/00	SL
102 E	S- 328 / 329	INTERSECTION WITH S-330	T	11/10/00	P	1 X 1	2173	314	SC	11/11/00	SL
102 F	S- 330 / 331	INTERSECTION WITH S-332	T	11/11/00	P	1 X 2	2392	312	SL	11/11/00	SL
102 G	S- 331 / 332	INTERSECTION WITH S-333	T	11/11/00	P	1 X 5	2392	312	SL	11/11/00	SL
102 H	S- 332 / 333	INTERSECTION WITH S-334	T	11/10/00	P	1 X 1	2173	314	SC	11/11/00	SL
102 I	S- 333 / 334	INTERSECTION WITH S-335	T	11/10/00	P	1 X 1	2173	314	SC	11/11/00	SL
102 J	S- 325 / 326	9' N OF SEOS	PT	11/10/00	P	1 X 1	2392	312	SL	11/11/00	CFB
102 K	S- 332 / 333	2' N OF CT	PT	11/11/00	P	1 X 2	2392	312	SL	11/11/00	SL
102 M	S- 331 / 333	6' S OF NEOS	PT	11/11/00	P	1 X 1	2392	312	SL	11/11/00	SL
102 N	S- 332 / 333	12' N OF CT	PT	11/11/00	P	1 X 2	2392	312	SL	11/11/00	SL
102 P	S- 335 / 336	195' N OF SEOS	FM	11/11/00	2P	1 X 6, 1 X 3	2392	312	SL	11/11/00	SL
102 Q	S- 337 / 339	19' N OF SEOS	IO	11/10/00	P	1 X 6	2173	314	SC	11/13/00	SL
102 R	S- 343 / 344	5' E OF WEOS	PT	11/10/00	P	1 X 1	2322	316	SC	11/13/00	SL
102 S	S- 350 / NTI	12' W OF EEOP	D	11/09/00	P	1 X 1	2897	320	SC	11/13/00	SL
102 T	S- 351 /	12' W OF EEOP AND 2' S OF NTI	D	11/11/00	P	1 X 2	2174	314	CFB	11/13/00	SL
102 W	S- 352 / 353	INTERSECTION WITH S-354	T	11/11/00	P	1 X 1	2174	314	CFB	11/13/00	SL
102 X	S- 353 / 354	INTERSECTION WITH S-355	T	11/11/00	P	1 X 1	2174	314	CFB	11/13/00	SL
103 A	S- 315 /	12' W OF EEOP AND 2' S OF NTI	D	11/10/00	P	1 X 2	2392	312	SL	11/10/00	SL
103 B	S- 316 / NTI	12' W OF EEOP	D	11/07/00	P	1 X 1	2897	320	SL	11/10/00	SL
103 C	S- 305 / NTI	18' E OF WEOP	DSX-300	11/07/00	P	1 X 4	2897	320	SL	11/10/00	SL
103 D	S- 318 /	12' W OF EEOP AND 2' S OF NTI	D	11/10/00	P	1 X 2	2392	312	SL	11/10/00	SL
103 E	S- 320 /	12' W OF EEOP AND 2' S OF NTI	D	11/10/00	P	1 X 2	2392	312	SL	11/10/00	SL
103 F	S- 321 /	12' W OF EEOP AND 2' S OF NTI	D	11/10/00	P	1 X 1	2392	312	SL	11/11/00	SL
103 G	S- 323 /	12' W OF EEOP AND 2' S OF NTI	D	11/10/00	P	1 X 2	2392	312	SL	11/11/00	SL

TABLE J-1
GEOMEMBRANE REPAIR SUMMARY
SECONDARY GEOMEMBRANE LINER
TRAIL RIDGE LANDFILL PHASES VA, VB, VC, AND VD
BALDWIN, FLORIDA

DEFECT CODE		SEAM, PANEL OR REPAIR NUMBER	MAPPED LOCATION(1)	DEFECT TYPE(1)	REPAIR SUMMARY						NON-DESTRUCTIVE	
					DATE	TYPE(1)	APPROX. SIZE(s)	WELDER I.D. TECH.(2)	WELDER I.D. MACH.	QA MON.(2)	TEST DATE	QA MON.(2)
103	H	S- 318 / 319	INTERSECTION WITH S-320	T	11/10/00	P	1 X 1	2173	314	SC	11/11/00	CFB
103	I	S- 325 /	12' W OF EEOP AND 2' S OF NTI	D	11/10/00	P	1 X 2	2392	312	SL	11/11/00	CFB
103	J	S- 323 / 324	INTERSECTION WITH S-325	T	11/10/00	P	1 X 1	2173	314	SC	11/11/00	CFB
103	K	S- 328 /	12' W OF EEOP AND 2' S OF NTI	D	11/11/00	P	1 X 2	2392	312	SL	11/11/00	CFB
103	M	S- 330 /	12' W OF EEOP AND 2' S OF NTI	D	11/11/00	P	1 X 2	2392	312	SL	11/11/00	SL
103	N	S- 329 / 330	20' S OF NEOS	DSF-311	11/10/00	P	1 X 4	2173	314	SC	11/11/00	SL
103	P	S- 330 / 332	26' N OF SEOS	DSF-312	11/10/00	P	1 X 4	2322	316	SC	11/11/00	SL
103	Q	S- 328 / 329	8' W OF EEOS	PT	11/10/00	P	1 X 1	2173	314	SC	11/11/00	SL
103	R	S- 332 / 333	123' N OF SEOS	DSF-313	11/11/00	P	1 X 2	2392	312	SL	11/11/00	SL
103	S	S- 333 / 335	62' N OF SEOS	DSF-314	11/11/00	P	1 X 4	2392	312	SL	11/11/00	SL
103	T	S- 333 /	12' W OF EEOP AND 2' S OF NTI	D	11/11/00	P	1 X 2	2392	312	SL	11/11/00	SL
103	W	S- 335 /	12' W OF EEOP AND 2' S OF NTI	D	11/11/00	P	1 X 2	2392	312	SL	11/11/00	SL
103	X	S- 325 / 326	10' S OF NEOS	PT	11/11/00	P	1 X 1	2392	312	SL	11/11/00	CFB
104	A	S- 336 / 337	INTERSECTION WITH S-338	T	11/10/00	P	1 X 1	2173	314	SC	11/13/00	SL
104	B	S- 337 / 338	INTERSECTION WITH S-339	T	11/10/00	P	1 X 1	2173	314	SC	11/13/00	SL
104	C	S- 331 / NTI	9' W OF EEOS	DSX-301	11/08/00	P	1 X 7	2897	320	SC	11/11/00	SL
104	D	S- 337 /	12' W OF EEOP AND 2' S OF NTI	D	11/11/00	P	1 X 2	2392	312	CFB	11/13/00	SL
104	E	S- 339 /	12' W OF EEOP AND 2' S OF NTI	D	11/11/00	P	1 X 2	2392	312	CFB	11/13/00	SL
104	F	S- 340 / 341	INTERSECTION WITH S-342	T	11/10/00	P	1 X 1	2173	314	SC	11/13/00	SL
104	G	S- 342 / 343	INTERSECTION WITH S-344	T	11/10/00	P	1 X 1	2322	316	SC	11/13/00	SL
104	H	S- 343 / 344	INTERSECTION WITH S-345	T	11/10/00	P	1 X 1	2322	316	SC	11/13/00	SL
104	I	S- 343 /	12' W OF EEOP AND 2' S OF NTI	D	11/11/00	P	1 X 2	2392	312	CFB	11/13/00	SL
104	J	S- 341 /	12' W OF EEOP AND 2' S OF NTI	D	11/11/00	P	1 X 2	2392	312	CFB	11/13/00	SL
104	K	S- 340 /	12' W OF EEOP AND 2' S OF NTI	D	11/11/00	P	1 X 2	2392	312	CFB	11/13/00	SL
104	M	S- 339 / 340	INTERSECTION WITH NTI	T	11/08/00	P	1 X 3	2897	320	SC	11/13/00	SL
104	N	S- 345 /	12' W OF EEOP AND 2' S OF NTI	D	11/11/00	P	1 X 2	2392	312	CFB	11/13/00	SL
104	P	S- 341 / 342	INTERSECTION WITH S-343	T	11/10/00	P	1 X 1	2173	314	SC	11/13/00	SL
104	Q	S- 345 / 346	INTERSECTION WITH S-347	T	11/10/00	P	1 X 1	2173	314	SC	11/13/00	SL
104	R	S- 347 / 348	INTERSECTION WITH S-349	T	11/11/00	P	1 X 1	2174	314	CFB	11/13/00	SL
104	S	S- 337 / 339	INTERSECTION WITH NTI	T	11/08/00	P	1 X 1	2897	320	SC	11/13/00	SL
104	T	S- 348 / 350	10' N OF SEOS	DSF-320	11/11/00	P	1 X 4	2174	314	CFB	11/13/00	SL
104	W	S- 350 / 351	25' N OF SEOS	DSF-321	11/11/00	P	1 X 3	2174	314	CFB	11/13/00	SL
104	X	S- 348 / 349	INTERSECTION WITH S-350	T	11/11/00	P	1 X 1	2174	314	CFB	11/13/00	SL
105	A	S- 338 / 339	95' N OF SEOS	DSF-315	11/10/00	P	1 X 4	2322	316	SC	11/13/00	SL

TABLE J-1
GEOMEMBRANE REPAIR SUMMARY
SECONDARY GEOMEMBRANE LINER
TRAIL RIDGE LANDFILL PHASES VA, VB, VC, AND VD
BALDWIN, FLORIDA

DEFECT CODE		SEAM, PANEL OR REPAIR NUMBER	MAPPED LOCATION(1)	DEFECT TYPE(1)	REPAIR SUMMARY						NON-DESTRUCTIVE	
					DATE	TYPE(1)	APPROX. SIZE(5)	WELDER I.D. TECH.(2)	WELDER I.D. MACH.	QA MON.(2)	TEST DATE	QA MON.(2)
105	B	S- 339 / 340	60' N OF SEOS	DSF-316	11/10/00	P	1 X 4	2322	316	SC	11/13/00	SL
105	C	S- 340 / 341	85' N OF SEOS	DSF-317	11/11/00	P	1 X 4	2392	312	CFB	11/13/00	SL
105	D	S- 341 / 343	49' N OF SEOS	DSF-318	11/11/00	P	1 X 3	2392	312	CFB	11/13/00	SL
105	E	S- 346 /	12' W OF EEOP AND 2' S OF NTI	D	11/11/00	P	1 X 2	2392	312	CFB	11/13/00	SL
105	F	S- 348 /	12' W OF EEOP AND 2' S OF NTI	D	11/11/00	P	1 X 2	2392	312	CFB	11/13/00	SL
105	G	S- 346 / 347	INTERSECTION WITH S-348	T	11/10/00	P	1 X 1	2173	314	SC	11/13/00	SL
105	H	S- 347 / 348	44' N OF SEOS	DSF-319	11/10/00	P	1 X 4	2322	316	SC	11/13/00	SL
105	I	S- 350 / 351	INTERSECTION WITH S-352	T	11/11/00	P	1 X 1	2174	314	CFB	11/13/00	SL
105	J	S- 351 / 352	INTERSECTION WITH S-353	T	11/11/00	P	1 X 1	2174	314	CFB	11/13/00	SL
105	K	S- 340 / 341	INTERSECTION WITH NTI	T	11/09/00	P	1 X 1	2897	320	SC	11/13/00	SL
105	M	S- 353 /	12' W OF EEOP AND 2' S OF NTI	D	11/11/00	P	1 X 1	2174	314	CFB	11/13/00	SL
105	N	S- 351 / 353	6' N OF SEOS	DSF-322	11/11/00	P	1 X 4	2174	314	CFB	11/13/00	SL
105	P	S- 357 / 359	23' S OF NEOS	DSF-323	11/11/00	P	1 X 3	2174	314	CFB	11/13/00	SL
105	Q	S- 359 / 360	11' S OF NEOS	DSF-324	11/11/00	P	1 X 4	2174	314	CFB	11/13/00	SL
105	R	S- 360 / 361	113' S OF NEOS	DSF-325	11/11/00	P	1 X 3	2174	314	CFB	11/13/00	SL
105	S	S- 361 / 362	66' S OF NEOS	DSF-326	11/11/00	P	1 X 3	2174	314	CFB	11/13/00	SL
105	T	S- 365 / 366	24' N OF SEOS	DSF-327	11/11/00	P	1 X 4	2174	314	CFB	11/13/00	SL
105	W	S- 358 / 360	INTERSECTION WITH NTI	T	11/09/00	P	1 X 1	2897	320	SC	11/13/00	SL
105	X	S- 361 / NTI	10' E OF WEOS	DSX-302	11/11/00	P	1 X 1	2174	314	CFB	11/13/00	SL
106	A	S- 355 /	12' W OF EEOP AND 1' S OF NTI	D	11/09/00	P	1 X 1	2897	320	SC	11/13/00	SL
106	B	S- 356 /	12' W OF EEOP AND 1' S OF NTI	D	11/11/00	P	1 X 1	2174	314	CFB	11/13/00	SL
106	C	S- 358 /	12' W OF EEOP AND 1' S OF NTI	D	11/11/00	P	1 X 1	2174	314	CFB	11/13/00	SL
106	D	S- 355 / 356	INTERSECTION WITH S-357	T	11/11/00	P	1 X 1	2174	314	CFB	11/13/00	SL
106	E	S- 356 / 357	INTERSECTION WITH S-358	T	11/11/00	P	1 X 1	2174	314	CFB	11/13/00	SL
106	F	S- 357 / 358	INTERSECTION WITH S-359	T	11/11/00	P	1 X 1	2174	314	CFB	11/13/00	SL
106	G	S- 358 / 359	INTERSECTION WITH S-360	T	11/11/00	P	1 X 1	2174	314	CFB	11/13/00	SL
106	H	S- 360 /	7' E OF WEOP AND 1' S OF NTI	D	11/11/00	P	1 X 1	2174	314	CFB	11/13/00	SL
106	I	S- 361 /	7' E OF WEOP AND 1' S OF NTI	D	11/11/00	P	1 X 1	2174	314	CFB	11/13/00	SL
106	J	S- 362 /	7' E OF WEOP AND 2' S OF NTI	D	11/11/00	P	1 X 2	2174	314	CFB	11/13/00	SL
106	K	S- 363 /	6' E OF WEOP AND 3' S OF NTI	D	11/11/00	P	1 X 2	2174	314	CFB	11/13/00	SL
106	M	S- 363 / 364	INTERSECTION WITH S-365	T	11/11/00	P	2 X 2	2174	314	CFB	11/13/00	SL
106	N	S- 364 / 365	INTERSECTION WITH S-366	T	11/11/00	P	1 X 1	2174	314	CFB	11/13/00	SL
106	P	S- 364 /	12' W OF EEOP AND 2' S OF NTI	D	11/11/00	P	1 X 2	2174	314	CFB	11/13/00	SL
106	Q	S- 365 / 366	INTERSECTION WITH S-367	T	11/11/00	P	1 X 1	2174	314	CFB	11/13/00	SL

TABLE J-1
GEOMEMBRANE REPAIR SUMMARY
SECONDARY GEOMEMBRANE LINER
TRAIL RIDGE LANDFILL PHASES VA, VB, VC, AND VD
BALDWIN, FLORIDA

DEFECT CODE		SEAM, PANEL OR REPAIR NUMBER	MAPPED LOCATION(1)	DEFECT TYPE(1)	REPAIR SUMMARY						NON-DESTRUCTIVE	
					DATE	TYPE(1)	APPROX. SIZE(5)	WELDER I.D. TECH.(2)	WELDER I.D. MACH.	QA MON.(2)	TEST DATE	QA MON.(2)
106	R	S- 366 / 367	INTERSECTION WITH S-368	T	11/11/00	P	1 X 1	2174	314	CFB	11/13/00	SL
106	S	S- 366 /	12' W OF EEOP AND 2' S OF NTI	D	11/11/00	P	1 X 2	2174	314	CFB	11/13/00	SL
106	T	S- 368 /	6' E OF WEOP AND 2' S OF NTI	D	11/11/00	P	1 X 2	2174	314	CFB	11/13/00	SL
106	W	S- 362 / NTI	2' S OF NTI FROM WEOP TO EEOP	EXT	11/09/00	EXT	3 X 23	2897	320	SC	11/13/00	SL
106	X	S- 366 / 368	70' N OF SEOS	DSF-328	11/11/00	P	1 X 3	2174	314	CFB	11/13/00	SL
107	A	S- 305 / 307	97' N OF SEOS (ON DEFECT 100B)	DSX-303	11/10/00	P	1 X 3	2173	314	SC	11/10/00	SL
107	B	S- 312 / 314	15' N OF SEOS (ON DEFECT 100G)	DSX-304	11/10/00	P	1 X 4	2322	316	SC	11/11/00	CFB
107	C	S- 316 / 318	32' N OF SEOS (ON DEFECT 100N)	DSX-305	11/10/00	P	1 X 4	2392	312	SL	11/10/00	SL
107	D	S- 325 /	3' E OF WEOP AND 28' N	D	11/10/00	P	1 X 1	2322	316	SC	11/11/00	CFB
107	E	S- 337 /	12' W OF EEOP AND 1' N OF NTI	D	11/13/00	P	1 X 1	2392	312	SL	11/13/00	SL
107	F	S- 369 /	12' W OF EEOP AND 1' S OF NTI	D	11/27/00	P	1 X 2	2897	316	CFB	11/30/00	SC
107	G	S- - / -	VOID	-	-	-	-	-	-	-	-	-
107	H	S- 368 / 369	136' S OF NEOS	PT	11/30/00	G&W	-	2392	327	SL	11/30/00	SC
107	I	S- 368 / 369	174' N OF SEOS	WS	11/30/00	P	1 X 1	2392	327	SL	11/30/00	SC
107	J	S- 372 / 373	95' E OF WEOS	DSF-329	01/08/01	P	1 X 4	2897	320	KG	01/10/01	KG
107	K	S- 373 / 375	4' E OF WEOS	DSF-330	01/08/01	P	1 X 3	2897	320	CFB	01/10/01	KG
107	M	S- 379 / 380	5' E OF WEOS	DSF-331	01/08/01	P	1 X 4	2897	320	CFB	01/10/01	KG
107	N	S- 382 / 383	8' E OF WEOS	DSF-332	01/08/01	P	1 X 3	2897	320	CFB	01/10/01	KG
107	P	S- 369 / 370	12' N OF SEOS	DSF-333	01/08/01	P	1 X 4	2897	320	KG	01/10/01	KG
107	Q	S- 369 / 373	5' S OF NEOS	PT	01/08/01	P	1 X 2	2897	320	CFB	01/10/01	KG
107	R	S- 369 / 370	1' S OF NEOS	D	01/08/01	P	1 X 3	2897	320	KG	01/10/01	KG
107	S	S- 371 / 372	EEOS	EXT	01/08/01	P	1 X 3	2897	320	CFB	01/10/01	KG
107	T	S- 369 / 371	11' S OF NEOS	DSF-333A	01/10/01	P	COVERED BY 107W			KG	01/10/01	KG
107	W	S- 369 / 370 / 371	10' N OF SEOS P-369/371 & 1' S OF NEOS P-369/370	FS	01/10/01	P	2 X 30	2897	320	KG	01/10/01	KG
107	X	S- - / -	DID NOT USE		-	-	-	-	-	-	-	-
108	A	S- 369 / 370	INTERSECTION WITH S-371	T	01/08/01	P	1 X 2	2897	320	CFB	01/10/01	KG
108	B	S- 369 / 371	INTERSECTION WITH S-372	T	01/08/01	P	1 X 2	2897	320	CFB	01/10/01	KG
108	C	S- 369 / 372	INTERSECTION WITH S-373	T	01/08/01	P	1 X 1	2897	320	CFB	01/10/01	KG
108	D	S- 375 /	31'N FROM EOP TO SUMP BOTTOM	CR	01/06/01	P	2 X 2	2897	320	SL	01/06/01	CFB
108	E	S- 375 / 376	31' E OF WEOS	WS	01/06/01	P	1 X 2	2897	320	SL	01/06/01	CFB
108	F	S- 373 / 377	6' X 3' WEDGE	EXT	01/06/01	G & W	-	2897	320	SL	01/10/01	KG
108	G	S- 369 / 373	INTERSECTION WITH S-374	T	01/08/01	P	1 X 2	2897	320	CFB	01/10/01	KG
108	H	S- 373 / 374	INTERSECTION WITH S-375	T	01/06/01	P	1 X 2	2897	320	SL	01/10/01	KG
108	I	S- 373 / 375	INTERSECTION WITH S-376	T	01/06/01	P	2 X 3	2897	320	SL	01/06/01	CFB

TABLE J-1
GEOMEMBRANE REPAIR SUMMARY
SECONDARY GEOMEMBRANE LINER
TRAIL RIDGE LANDFILL PHASES VA, VB, VC, AND VD
BALDWIN, FLORIDA

DEFECT CODE		SEAM, PANEL OR REPAIR NUMBER	MAPPED LOCATION(1)	DEFECT TYPE(1)	REPAIR SUMMARY						NON-DESTRUCTIVE	
					DATE	TYPE(1)	APPROX. SIZE(5)	WELDER I.D. TECH.(2)	WELDER I.D. MACH.	QA MON.(2)	TEST DATE	QA MON.(2)
108	J	S- 373 / 376	INTERSECTION WITH S-377	T	01/06/01	P	1 X 2	2897	320	SL	01/06/01	CFB
108	K	S- 373 / 376	11' E OF WEOS	BO	01/06/01	P	1 X 1	2897	320	SL	01/06/01	CFB
108	M	S- 373 / 377	5' W OF EEOS	PT	01/06/01	P	1 X 2	2897	320	SL	01/10/01	KG
108	N	S- 369 / 374	INTERSECTION WITH S-378	T	01/08/01	P	1 X 4	2897	320	CFB	01/10/01	KG
108	P	S- 369 / 378	INTERSECTION WITH S-379	T	01/08/01	P	1 X 1	2897	320	CFB	01/10/01	KG
108	Q	S- 369 / 379	INTERSECTION WITH S-380	T	01/08/01	P	1 X 2	2897	320	CFB	01/10/01	KG
108	R	S- 369 / 380	INTERSECTION WITH S-381	T	01/08/01	P	1 X 2	2897	320	CFB	01/10/01	KG
108	S	S- 369 / 381	INTERSECTION WITH S-382	T	01/08/01	P	1 X 2	2897	320	CFB	01/10/01	KG
108	T	S- 369 / 382	INTERSECTION WITH S-383	T	01/08/01	P	1 X 1	2897	320	CFB	01/10/01	KG
108	W	S- 369 / 383	INTERSECTION WITH S-384	T	01/08/01	P	1 X 2	2897	320	CFB	01/10/01	KG
108	X	S- 369 / 384	INTERSECTION WITH S-385	T	01/08/01	P	1 X 2	2897	320	CFB	01/10/01	KG
PHASE VB												
600	A	S- 600 / 601	INTERSECTION WITH S-602	T	01/27/01	P	1 X 1	7534	316	SC	01/27/01	KG
600	B	S- 601 / 602	INTERSECTION WITH S-603	T	01/27/01	P	1 X 1	7534	316	SC	01/27/01	KG
600	C	S- 602 / 603	INTERSECTION WITH S-604	T	01/27/01	P	1 X 1	7534	316	SC	01/27/01	KG
600	D	S- 603 / 604	INTERSECTION WITH S-605	T	01/27/01	P	1 X 1	7534	316	SC	01/27/01	KG
600	E	S- 605 / 606	INTERSECTION WITH S-607	T	01/26/01	P	1 X 4	7534	316	SL	01/27/01	KG
600	F	S- 606 / 607	INTERSECTION WITH S-608	T	01/26/01	P	1 X 1	7534	316	SL	01/27/01	KG
600	G	S- 607 / 608	INTERSECTION WITH S-609	T	01/27/01	P	1 X 1	7534	316	SC	01/27/01	KG
600	H	S- 608 / 609	INTERSECTION WITH S-610	T	01/27/01	P	1 X 2	7534	316	SC	01/27/01	KG
600	I	S- 610 / 611	INTERSECTION WITH S-612	T	01/26/01	P	1 X 2	7534	316	SL	01/27/01	KG
600	J	S- 611 / 612	INTERSECTION WITH S-613	T	01/26/01	P	1 X 2	7534	316	SL	01/27/01	KG
600	K	S- 612 / 613	INTERSECTION WITH S-614	T	01/27/01	P	1 X 3	7534	316	SC	01/27/01	KG
600	M	S- 613 / 614	INTERSECTION WITH S-615	T	01/27/01	P	1 X 2	7534	316	SC	01/27/01	KG
600	N	S- 616 / 617	INTERSECTION WITH S-618	T	01/27/01	P	1 X 1	7534	316	SC	01/27/01	KG
600	P	S- 617 / 618	INTERSECTION WITH S-619	T	01/27/01	P	1 X 2	7534	316	SC	01/27/01	KG
600	Q	S- 620 / 621	INTERSECTION WITH S-622	T	01/26/01	P	1 X 2	7534	316	CFB	01/27/01	KG
600	R	S- - / -	VOID		-	-	-	-	-	-	-	-
600	S	S- 622 / 623	INTERSECTION WITH S-624	T	01/26/01	P	1 X 1	7534	316	CFB	01/27/01	KG
600	T	S- 623 / 624	INTERSECTION WITH S-625	T	01/26/01	P	1 X 1	7534	316	CFB	01/27/01	KG
600	W	S- 625 / 626	INTERSECTION WITH S-627	T	01/26/01	P	2 X 2	7534	316	SL	01/27/01	KG
600	X	S- 630 / 631	INTERSECTION WITH S-632	T	01/27/01	P	1 X 1	2897	320	SC	01/27/01	KG

TABLE J-1
GEOMEMBRANE REPAIR SUMMARY
SECONDARY GEOMEMBRANE LINER
TRAIL RIDGE LANDFILL PHASES VA, VB, VC, AND VD
BALDWIN, FLORIDA

DEFECT CODE	SEAM, PANEL OR REPAIR NUMBER	MAPPED LOCATION(1)	DEFECT TYPE(1)	REPAIR SUMMARY						NON-DESTRUCTIVE	
				DATE	TYPE(1)	APPROX. SIZE(5)	WELDER I.D. TECH.(2)	WELDER I.D. MACH.	QA MON.(2)	TEST DATE	QA MON.(2)
601 A	S- 604 /	10' W OF EEOP AND 2' S OF NEOP	D	01/27/01	P	1 X 1	7534	316	SC	01/27/01	KG
601 B	S- 602 / 604	19' N OF SEOS	DSF-600	01/27/01	P	1 X 4	7534	316	SC	01/27/01	KG
601 C	S- 600 / 601	63' N OF SEOS	DSF-601	01/26/01	P	1 X 4	7534	316	SL	01/27/01	KG
601 D	S- 605 / 607	172' N OF SEOS	DSF-602	01/27/01	P	1 X 4	7534	316	SC	01/27/01	KG
601 E	S- 601 / NTI	6' W OF EEOS	DSX-600	01/26/01	P	1 X 4	7534	316	SL	01/27/01	SC
601 F	S- 609 / 610	71' N OF SEOS	DSF-603	01/27/01	P	1 X 4	7534	316	SC	01/27/01	KG
601 G	S- 603 / 605	1' S OF NEOS	PT	01/26/01	P	1 X 1	7534	316	SL	01/27/01	SC
601 H	S- 610 / 612	48' N OF SEOS	DSF-604	01/27/01	P	1 X 4	7534	316	SC	01/27/01	KG
601 I	S- 612 / 613	110' N OF SEOS	DSF-605	01/26/01	P	1 X 4	7534	316	SL	01/27/01	KG
601 J	S- 613 / 615	51' N OF SEOS	DSF-606	01/27/01	P	1 X 4	7534	316	SC	01/27/01	KG
601 K	S- 615 / 616	15' N OF SEOS	BO	01/27/01	P	1 X 8	7534	316	SC	01/27/01	KG
601 M	S- 618 / 619	8' S OF NEOS	DSF-607	01/27/01	P	1 X 4	7534	316	SC	01/27/01	KG
601 N	S- 619 / 620	20' N OF SEOS	DSF-608	01/27/01	P	1 X 4	7534	316	SC	01/27/01	KG
601 P	S- 620 / 621	11'S OF NEOS	DSF-609	01/26/01	P	1 X 4	7534	316	SL	01/27/01	KG
601 Q	S- 621 / 623	14' N OF SEOS	DSF-610	01/26/01	P	1 X 4	7534	316	SL	01/27/01	KG
601 R	S- 621 / 622	INTERSECTION WITH S-623	T	01/26/01	P	2 X 2	7534	316	SL	01/27/01	KG
601 S	S- 627 / 629	26' S OF NEOS	DSF-611	01/26/01	P	1 X 4	7534	316	CFB	01/27/01	KG
601 T	S- 627 / 628	INTERSECTION WITH S-629	T	01/26/01	P	1 X 2	7534	316	CFB	01/27/01	KG
601 W	S- 628 / 629	INTERSECTION WITH S-630	T	01/27/01	P	1 X 2	2173	314	CFB	01/27/01	KG
601 X	S- 626 / 627	INTERSECTION WITH S-628	T	01/26/01	P	1 X 2	7534	316	SL	01/27/01	KG
602 A	S- 632 / 633	INTERSECTION WITH S-634	T	01/27/01	P	1 X 2	2173	314	CFB	01/27/01	KG
602 B	S- 633 / 634	INTERSECTION WITH S-635	T	01/27/01	P	1 X 2	2173	314	CFB	01/27/01	KG
602 C	S- 637 / 638	INTERSECTION WITH S-639	T	01/27/01	P	1 X 2	2173	314	CFB	01/27/01	KG
602 D	S- 638 / 639	INTERSECTION WITH S-640	T	01/27/01	P	1 X 1	2173	314	CFB	01/27/01	KG
602 E	S- 629 / 630	15' N OF SEOS	PT	01/27/01	P	1 X 1	2173	314	CFB	01/27/01	KG
602 F	S- 640 / 641	INTERSECTION WITH S-642	T	01/27/01	P	1 X 1	2897	320	CFB	01/27/01	CFB
602 G	S- 641 / 642	INTERSECTION WITH S-643	T	01/27/01	P	1 X 1	2897	320	CFB	01/27/01	CFB
602 H	S- 642 / 643	INTERSECTION WITH S-644	T	01/27/01	P	1 X 2	2173	314	CFB	01/27/01	KG
602 I	S- 643 / 644	INTERSECTION WITH S-645	T	01/27/01	P	1 X 1	2173	314	CFB	01/27/01	KG
602 J	S- 645 / 646	INTERSECTION WITH S-647	T	01/27/01	P	1 X 1	2173	314	CFB	01/27/01	CFB
602 K	S- 646 / 647	INTERSECTION WITH S-648	T	01/27/01	P	2 X 3	2173	314	CFB	01/27/01	CFB
602 M	S- 636 / 637	10' W OF EEOS	PT	01/27/01	P	1 X 1	2897	320	SC	01/27/01	CFB
602 N	S- 648 / 649	INTERSECTION WITH S-650	T	01/27/01	P	1 X 1	2173	314	CFB	01/27/01	CFB
602 P	S- 649 / 650	INTERSECTION WITH S-652	T	01/27/01	P	1 X 2	2173	314	CFB	01/27/01	CFB

TABLE J-1
GEOMEMBRANE REPAIR SUMMARY
SECONDARY GEOMEMBRANE LINER
TRAIL RIDGE LANDFILL PHASES VA, VB, VC, AND VD
BALDWIN, FLORIDA

DEFECT CODE		SEAM, PANEL OR REPAIR NUMBER	MAPPED LOCATION(1)	DEFECT TYPE(1)	REPAIR SUMMARY						NON-DESTRUCTIVE	
					DATE	TYPE(1)	APPROX. SIZE(5)	WELDER I.D. TECH.(2)	WELDER I.D. MACH.	QA MON.(2)	TEST DATE	QA MON.(2)
602	Q	S- 649 / 651	INTERSECTION WITH S-652	T	01/27/01	P	2 X 3	2897	320	CFB	01/27/01	CFB
602	R	S- 619 / 620	AT DSF-608	DSX-602	01/27/01	P	1 X 4	7534	316	SC	01/27/01	KG
602	S	S- 600 / 601 / 603	CAP FROM WEOS (S-600/NTI) TO EEOS (S-603/NTI)	CAP	02/01/01	CAP	2' X 52'	2897	320	KG	02/02/01	KG
602	T	S- 646 / 648	AT DSF-619	DSX-603A	02/01/01	P	1' X 4'	2897	320	KG	02/02/01	KG
602	W	S- 646 / 647	INTERSECTION WITH S-648; CAPPING 602K	CAP	02/01/01	CAP	4' X 4	2897	320	KG	02/02/01	KG
602	X	S- 645 / 646	INTERSECTION WITH S-647; CAPPING 602J	CAP	02/01/01	CAP	4' X 3'	2897	320	KG	02/02/01	KG
603	A	S- 628 / 630	85' N OF SEOS	DSF-612	01/27/01	P	1 X 4	2173	314	CFB	01/27/01	KG
603	B	S- 631 / 632	INTERSECTION WITH S-633	T	01/27/01	P	1 X 1	2897	320	SC	01/27/01	CFB
603	C	S- 635 / 636	INTERSECTION WITH S-637	T	01/27/01	P	1 X 1	2897	320	SC	01/27/01	CFB
603	D	S- 631 / 633	9' S OF NEOS	DSF-613	01/27/01	P	1 X 4	2897	320	SC	01/27/01	CFB
603	E	S- 630 / 632	34' S OF NEOS	DSF-614	01/27/01	P	1 X 4	2897	320	SC	01/27/01	KG
603	F	S- 636 / 637	INTERSECTION WITH S-638	T	01/27/01	P	1 X 1	2897	320	SC	01/27/01	CFB
603	G	S- 635 / 637	20' N OF SEOS	FM	01/27/01	P	2 X 8	2173	314	CFB	01/27/01	KG
603	H	S- 636 / NTI	14' E OF WEOS	DSX-601	01/27/01	P	1 X 4	2897	320	CFB	01/27/01	CFB
603	I	S- 638 / 640	54' N OF SEOS	DSF-615	01/27/01	P	1 X 4	2173	314	CFB	01/27/01	KG
603	J	S- 637 / 639	8' S OF NEOS	DSF-616	01/27/01	P	1 X 4	2173	314	CFB	01/27/01	KG
603	K	S- 640 / 641	23' S OF NEOS	DSF-617	01/27/01	P	1 X 4	2897	320	CFB	01/27/01	CFB
603	M	S- 645 / 647	29' N OF SEOS	DSF-618	01/27/01	P	1 X 4	2173	314	CFB	01/27/01	KG
603	N	S- 646 / 648	42' N OF SEOS	DSF-619	01/27/01	P	1 X 4	2173	314	CFB	01/27/01	CFB
603	P	S- 648 / 649	25' N OF SEOS	DSF-620	01/27/01	P	1 X 4	2897	320	CFB	01/27/01	CFB
603	Q	S- 647 / 648	20' N OF SEOS	PT	01/27/01	P	1 X 1	2173	314	CFB	01/27/01	KG
603	R	S- 646 / 648	AT 602K	DSX-603	01/27/01	P	1 X 4	2173	314	CFB	01/27/01	CFB
603	S	S- 645 / 646	1' S OF NEOS	PT	01/27/01	P	1 X 1	2897	320	CFB	01/27/01	CFB
603	T	S- 646 / 648	1' S OF NEOS	PT	01/27/01	P	1 X 4	2897	320	CFB	01/27/01	CFB
603	W	S- - / -	VOID		-	-	-	-	-	-	-	-
603	X	S- 603 / NTI	5' E OF WEOS	DSX-600B	COVERED BY 602S						-	-
604	A	S- 653 / 654	INTERSECTION WITH S-655	T	02/12/01	P	1 X 2	2392	316	CFB	02/12/01	CFB
604	B	S- 654 / 655	INTERSECTION WITH S-656	T	02/12/01	P	1 X 2	2392	316	CFB	02/12/01	CFB
604	C	S- 656 / 657	INTERSECTION WITH S-658	T	02/12/01	P	1 X 1	2392	316	CFB	02/12/01	CFB
604	D	S- 657 / 658	INTERSECTION WITH S-659	T	02/12/01	P	1 X 1	2392	316	CFB	02/12/01	CFB
604	E	S- 652 / 653	20' N OF SEOS	PT	02/12/01	P	1 X 1	2392	316	CFB	02/12/01	CFB
604	F	S- 652 / 653	SEOS	D	02/12/01	P	1 X 4	2392	320	CFB	02/12/01	CFB
604	G	S- 664 / 666	25' W OF EEOS	PT	03/08/01	P	2 X 4	2173	314	SC	03/09/01	SL
604	H	S- 665 / 671	INTERSECTION WITH S-672	T	03/09/01	P	1 X 2	2322	320	SL	03/09/01	SL

TABLE J-1
GEOMEMBRANE REPAIR SUMMARY
SECONDARY GEOMEMBRANE LINER
TRAIL RIDGE LANDFILL PHASES VA, VB, VC, AND VD
BALDWIN, FLORIDA

DEFECT CODE		SEAM, PANEL OR REPAIR NUMBER	MAPPED LOCATION(1)	DEFECT TYPE(1)	REPAIR SUMMARY						NON-DESTRUCTIVE	
					DATE	TYPE(1)	APPROX. SIZE(6)	WELDER I.D. TECH.(2)	WELDER I.D. MACH.	QA MON.(2)	TEST DATE	QA MON.(2)
604	I	S- 659 / 660	5' S OF NEOS	D	03/08/01	P	1 X 2	2322	222	SC	03/08/01	SC
604	J	S- 669 / 670	20' N OF SEOS	PT	03/08/01	P	1 X 4	2173	314	SC	03/09/01	SL
604	K	S- RS3 /	20' S OF NEOP AND 5' E OF WEOP	D	03/08/01	P	2 X 3	2173	314	SC	03/08/01	SC
604	M	S- - / -	DID NOT USE		-	-	-	-	-	-	-	-
604	N	S- - / -	DID NOT USE		-	-	-	-	-	-	-	-
604	P	S- - / -	DID NOT USE		-	-	-	-	-	-	-	-
604	Q	S- - / -	DID NOT USE		-	-	-	-	-	-	-	-
604	R	S- - / -	DID NOT USE		-	-	-	-	-	-	-	-
604	S	S- - / -	DID NOT USE		-	-	-	-	-	-	-	-
604	T	S- - / -	DID NOT USE		-	-	-	-	-	-	-	-
604	W	S- - / -	DID NOT USE		-	-	-	-	-	-	-	-
604	X	S- - / -	DID NOT USE		-	-	-	-	-	-	-	-
605	A	S- 652 / 653	18' N OF CT	WS	02/12/01	P	1 X 2	2392	316	CFB	02/12/01	CFB
605	B	S- 651 / 652	INTERSECTION WITH S-653	T	02/12/01	P	2 X 2	2392	316	CFB	02/12/01	CFB
605	C	S- 654 / 656	35' S OF NEOS	DSF-621	02/12/01	P	1 X 4	2392	316	CFB	02/12/01	CFB
605	D	S- 656 / 658	8' N OF SEOS	DSF-622	02/12/01	P	1 X 4	2392	316	CFB	02/12/01	CFB
605	E	S- 660 / 661	58' E OF WEOS	DSF-623	03/08/01	P	1 X 4	2173	314	SC	03/09/01	SL
605	F	S- 662 / 663	11' N OF SEOS	DSF-624	03/08/01	P	1 X 4	2173	314	SC	03/08/01	SC
605	G	S- 661 / 662	INTERSECTION WITH S-663	T	03/08/01	P	1 X 1	2173	314	SC	03/08/01	SC
605	H	S- 662 / 663	INTERSECTION WITH S-664	T	03/08/01	P	1 X 2	2173	314	SC	03/08/01	SC
605	I	S- 664 / 665	INTERSECTION WITH S-666	T	03/08/01	P	2 X 3	2322	222	SC	03/08/01	SC
605	J	S- 660 / NTI	33' E OF WEOS	DSX-604	03/08/01	P	1 X 4	2173	314	SC	03/09/01	SL
605	K	S- 668 / 669	20' S OF NEOS	FM	03/08/01	P	2 X 5	2897	320	SC	03/08/01	CFB
605	M	S- 665 / 670	INTERSECTION WITH S-671	T	03/08/01	P	1 X 2	2322	222	CFB	03/08/01	SC
605	N	S- 665 / 669	INTERSECTION WITH S-670	T	03/08/01	P	1 X 2	2173	314	SC	03/08/01	SC
605	P	S- 665 / 668	INTERSECTION WITH S-669	T	03/08/01	P	1 X 1	2897	320	SC	03/08/01	CFB
605	Q	S- 665 / 667	INTERSECTION WITH S-668	T	03/08/01	P	1 X 2	2897	320	SC	03/08/01	SC
605	R	S- 659 / 664	INTERSECTION WITH S-665	T	03/08/01	P	2 X 2	2897	320	SL	03/09/01	SL
605	S	S- 659 / 662	INTERSECTION WITH S-664	T	03/08/01	P	1 X 1	2897	320	SL	03/08/01	SC
605	T	S- 659 / 661	INTERSECTION WITH S-662	T	03/08/01	P	1 X 2	2173	314	SC	03/08/01	SC
605	W	S- 659 / 660	INTERSECTION WITH S-661	T	03/08/01	P	1 X 2	2173	314	SC	03/08/01	SC
605	X	S- 667 /	35' S OF NEOP AND 14' E OF WEOP	CR	03/08/01	P	1 X 1	2897	320	SC	03/08/01	CFB
606	A	S- 659 / 667	29' S OF NEOS	CF	03/08/01	P	1 X 2	2897	320	SC	03/08/01	CFB
606	B	S- RS2 / RS3	10' S OF NEOS	BO	03/08/01	P	1 X 2	2173	314	SC	03/08/01	SC

TABLE J-1
GEOMEMBRANE REPAIR SUMMARY
SECONDARY GEOMEMBRANE LINER
TRAIL RIDGE LANDFILL PHASES VA, VB, VC, AND VD
BALDWIN, FLORIDA

DEFECT CODE		SEAM, PANEL OR REPAIR NUMBER	MAPPED LOCATION(1)	DEFECT TYPE(1)	REPAIR SUMMARY						NON-DESTRUCTIVE	
					DATE	TYPE(1)	APPROX. SIZE(5)	WELDER I.D. TECH.(2)	WELDER I.D. MACH.	QA MON.(2)	TEST DATE	QA MON.(2)
606	C	S- RS2 /	7' S OF NEOP AND 3' E OF WEOP	CR	03/08/01	P	1 X 2	2173	314	SC	03/08/01	SC
606	D	S- RS1 / RS2	INTERSECTION WITH S-669	T	03/08/01	P	1 X 1	2897	320	SC	03/09/01	SL
606	E	S- - / -	DID NOT USE		-	-	-	-	-	-	-	-
606	F	S- - / -	DID NOT USE		-	-	-	-	-	-	-	-
606	G	S- - / -	DID NOT USE		-	-	-	-	-	-	-	-
606	H	S- - / -	DID NOT USE		-	-	-	-	-	-	-	-
606	I	S- - / -	DID NOT USE		-	-	-	-	-	-	-	-
606	J	S- - / -	DID NOT USE		-	-	-	-	-	-	-	-
606	K	S- - / -	DID NOT USE		-	-	-	-	-	-	-	-
606	M	S- - / -	DID NOT USE		-	-	-	-	-	-	-	-
606	N	S- - / -	DID NOT USE		-	-	-	-	-	-	-	-
606	P	S- - / -	DID NOT USE		-	-	-	-	-	-	-	-
606	Q	S- - / -	DID NOT USE		-	-	-	-	-	-	-	-
606	R	S- - / -	DID NOT USE		-	-	-	-	-	-	-	-
606	S	S- - / -	DID NOT USE		-	-	-	-	-	-	-	-
606	T	S- - / -	DID NOT USE		-	-	-	-	-	-	-	-
606	W	S- - / -	DID NOT USE		-	-	-	-	-	-	-	-
606	X	S- - / -	DID NOT USE		-	-	-	-	-	-	-	-
PHASE	VC											
150	A	S- 407 /	WEOP	EXT	12/12/00	FUSION WELD		5535	1642	SC	12/13/00	SC
150	B	S- 400 /	10' E OF WEOP AND 1' S OF NTI	D	12/12/00	P	1 X 2	2897	320	CFB	12/13/00	SC
150	C	S- 417 /	10' E OF WEOP AND 2' S OF NTI	D	12/12/00	P	1 X 1	2897	320	CFB	12/13/00	SC
150	D	S- 419 /	10' E OF WEOP AND 2' S OF NTI	D	12/12/00	P	1 X 2	2897	320	CFB	12/13/00	SC
150	E	S- 420 /	10' E OF WEOP AND 2' S OF NTI	D	12/12/00	P	1 X 2	2897	320	SL	12/13/00	SC
150	F	S- 419 / 420	INTERSECTION WITH S-421	T	12/14/00	P	1 X 1	2977	316	SC	12/14/00	SC
150	G	S- 422 /	10' E OF WEOP AND 2' S OF NTI	D	12/12/00	P	1 X 2	2897	320	SL	12/13/00	SC
150	H	S- 403 / NTI	12' W OF EEOS	DSX-350	12/14/00	P	1 X 4	2977	316	SC	12/14/00	SC
150	I	S- 425 / 426	INTERSECTION WITH S-427	T	12/14/00	P	1 X 2	2174	314	CFB	12/14/00	SC
150	J	S- 426 / 427	INTERSECTION WITH S-428	T	12/14/00	P	1 X 2	2174	314	CFB	12/14/00	SC
150	K	S- 422 / 423	INTERSECTION WITH S-424	T	12/14/00	P	1 X 2	2174	314	CFB	12/14/00	SC
150	M	S- 427 / 428	INTERSECTION WITH S-429	T	12/14/00	P	1 X 2	2174	314	CFB	12/14/00	SC
150	N	S- 428 / 429	INTERSECTION WITH S-430	T	12/14/00	P	1 X 2	2174	314	CFB	12/14/00	SC

TABLE J-1
GEOMEMBRANE REPAIR SUMMARY
SECONDARY GEOMEMBRANE LINER
TRAIL RIDGE LANDFILL PHASES VA, VB, VC, AND VD
BALDWIN, FLORIDA

DEFECT CODE		SEAM, PANEL OR REPAIR NUMBER	MAPPED LOCATION(1)	DEFECT TYPE(1)	REPAIR SUMMARY						NON-DESTRUCTIVE	
					DATE	TYPE(1)	APPROX. SIZE(5)	WELDER I.D. TECH.(2)	WELDER I.D. MACH.	QA MON.(2)	TEST DATE	QA MON.(2)
150	P	S- 430 /	10' E OF WEOP AND 1' S OF NTI	D	12/12/00	P	1 X 1	2897	320	CFB	12/13/00	SC
150	Q	S- 431 / NTI	10' E OF WEOP	D	12/12/00	P	1 X 1	2897	320	CFB	12/14/00	CFB
150	R	S- 433 / NTI	11' E OF WEOP	D	12/12/00	P	1 X 1	2897	320	SL	12/14/00	CFB
150	S	S- 435 /	11' E OF WEOP AND 1' S OF NTI	D	12/12/00	P	1 X 1	2897	320	SL	12/14/00	CFB
150	T	S- 435 / 436	INTERSECTION WITH S-437	T	12/14/00	P	1 X 1	2977	316	SC	12/14/00	SC
150	W	S- 436 / 437	INTERSECTION WITH S-438	T	12/14/00	P	1 X 1	2977	316	SC	12/14/00	SC
150	X	S- 437 / 438	INTERSECTION WITH S-439	T	12/14/00	P	1 X 2	2174	314	CFB	12/14/00	SC
151	A	S- 400 / 401	INTERSECTION WITH S-402	T	12/14/00	P	1 X 1	2174	314	SC	12/14/00	SC
151	B	S- 400 / 403	INTERSECTION WITH S-404	T	12/14/00	P	1 X 1	2977	316	SC	12/14/00	SC
151	C	S- 400 / 404	INTERSECTION WITH S-405	T	12/14/00	P	1 X 1	2977	316	SC	12/14/00	SC
151	D	S- 400 / 405	INTERSECTION WITH S-406	T	COVERED BY 152R			-	-	-	-	-
151	E	S- 400 / 406	INTERSECTION WITH S-407	T	12/14/00	P	1 X 1	2977	316	SC	12/14/00	SC
151	F	S- 400 / 407	INTERSECTION WITH S-408	T	12/14/00	P	1 X 1	2977	316	SC	12/14/00	SC
151	G	S- 405 / 406	20' E OF WEOS	BO	12/14/00	P	1 X 1	2977	316	SC	12/14/00	SC
151	H	S- 400 / 408	INTERSECTION WITH S-409	T	12/14/00	P	1 X 1	2174	314	SC	12/14/00	SC
151	I	S- 400 / 409	INTERSECTION WITH S-410	T	12/14/00	P	1 X 1	2174	314	SC	12/14/00	SC
151	J	S- 400 / 410	INTERSECTION WITH S-411	T	12/14/00	P	1 X 2	2174	314	SC	12/14/00	SC
151	K	S- 400 / 411	INTERSECTION WITH S-412	T	12/14/00	P	1 X 1	2174	314	SC	12/14/00	SC
151	M	S- 411 / 412	37' W OF EEOS	DSF-350	12/14/00	P	1 X 4	2174	314	SC	12/14/00	SC
151	N	S- 407 / 408	26' W OF EEOS	DSF-351	12/14/00	P	1 X 4	2977	316	SC	12/14/00	SC
151	P	S- 400 / 412	INTERSECTION WITH S-413	T	12/14/00	P	1 X 1	2174	314	SC	12/14/00	SC
151	Q	S- 400 / 413	INTERSECTION WITH S-414	T	12/14/00	P	1 X 1	2174	314	SC	12/14/00	SC
151	R	S- 400 / 414	INTERSECTION WITH S-415	T	12/14/00	P	1 X 2	2174	314	SC	12/14/00	SC
151	S	S- 400 / 415	INTERSECTION WITH S-416	T	12/14/00	P	1 X 1	2174	314	SC	12/14/00	SC
151	T	S- 401 / 417	65' N OF SEOS	DSF-352	12/14/00	P	1 X 4	2977	316	SC	12/14/00	SC
151	W	S- 401 / 402	INTERSECTION WITH S-417	T	12/14/00	P	1 X 1	2174	314	SC	12/14/00	SC
151	X	S- 402 / 417	INTERSECTION WITH S-418	T	12/14/00	P	1 X 1	2174	314	SC	12/14/00	SC
152	A	S- 417 / 418	INTERSECTION WITH S-419	T	12/14/00	P	1 X 1	2174	314	CFB	12/14/00	SC
152	B	S- 420 / 421	INTERSECTION WITH S-422	T	12/14/00	P	1 X 1	2977	316	SC	12/14/00	SC
152	C	S- 421 / 422	INTERSECTION WITH S-423	T	12/14/00	P	1 X 2	2174	314	CFB	12/14/00	SC
152	D	S- 418 / 419	16' N OF SEOS	DSF-353	12/14/00	P	1 X 4	2174	314	CFB	12/14/00	SC
152	E	S- 421 / 422	83' S OF NEOS	DSF-354	12/14/00	P	1 X 4	2174	314	CFB	12/14/00	SC
152	F	S- 423 / 424	21' N OF SEOS	DSF-355	12/14/00	P	1 X 4	2174	314	CFB	12/14/00	SC
152	G	S- 426 / 428	10' N OF SEOS	DSF-356	12/14/00	P	1 X 4	2174	314	CFB	12/14/00	SC

TABLE J-1
GEOMEMBRANE REPAIR SUMMARY
SECONDARY GEOMEMBRANE LINER
TRAIL RIDGE LANDFILL PHASES VA, VB, VC, AND VD
BALDWIN, FLORIDA

DEFECT CODE		SEAM, PANEL OR REPAIR NUMBER	MAPPED LOCATION(1)	DEFECT TYPE(1)	REPAIR SUMMARY						NON-DESTRUCTIVE	
					DATE	TYPE(1)	APPROX. SIZE(5)	WELDER I.D. TECH.(2)	WELDER I.D. MACH.	QA MON.(2)	TEST DATE	QA MON.(2)
152	H	S- 425 / 427	86' S OF NEOS	DSF-357	12/14/00	P	1 X 3	2173	314	CFB	12/14/00	SC
152	I	S- 430 / 431	INTERSECTION WITH S-432	T	12/14/00	P	1 X 1	2977	316	SC	12/14/00	SC
152	J	S- 431 / 432	INTERSECTION WITH S-433	T	12/14/00	P	1 X 1	2977	316	SC	12/14/00	SC
152	K	S- 432 / 433	INTERSECTION WITH S-434	T	12/14/00	P	1 X 2	2174	314	CFB	12/14/00	SC
152	M	S- 428 / 429	8' E OF WEOS	PT	12/14/00	G&W	1'	2173	314	SC	12/14/00	SC
152	N	S- 430 / 431	34' N OF SEOS	DSF-358	12/14/00	P	1 X 4	2977	316	SC	12/14/00	SC
152	P	S- 434 / 435	17' N OF SEOS	DSF-359	12/14/00	P	1 X 3	2174	314	CFB	12/14/00	SC
152	Q	S- 433 / 434	INTERSECTION WITH S-435	T	12/14/00	P	1 X 1	2174	314	SC	12/14/00	SC
152	R	S- 400 / 405	2' N OF SEOS	WS	12/14/00	P	1 X 10	2977	316	SC	12/14/00	SC
152	S	S- 405 / 406	13' E OF WEOS	PT	12/14/00	P	1 X 1	2977	316	SC	12/14/00	SC
152	T	S- 455 / 456	INTERSECTION WITH S-457	T	12/13/00	P	1 X 2	2897	320	CFB	12/15/00	SC
152	W	S- 455 /	10' W OF EEOP AND 2' S OF NTI	D	12/13/00	P	1 X 2	2897	320	CFB	12/14/00	CFB
152	X	S- 453 /	10' W OF EEOP AND 2' S OF NTI	D	12/13/00	P	1 X 2	2897	320	CFB	12/14/00	CFB
153	A	S- 435 / 437	101' N OF SEOS	DSF-360	12/14/00	P	1 X 4	2174	314	CFB	12/14/00	SC
153	B	S- 437 / 438	117' N OF SEOS	DSF-361	12/14/00	P	1 X 1	2977	316	SC	12/14/00	SC
153	C	S- 438 / 440	235' N OF SEOS	DSF-362	12/14/00	P	1 X 3	2977	316	SC	12/14/00	SC
153	D	S- 444 / 445	22' N OF SEOS	DSF-363	12/14/00	P	1 X 4	2174	314	CFB	12/14/00	SC
153	E	S- 445 / 447	137' N OF SEOS	DSF-364	12/14/00	P	1 X 1	2977	316	SC	12/14/00	SC
153	F	S- 445 / 446	INTERSECTION WITH S-447	T	12/14/00	P	1 X 1	2977	316	SC	12/14/00	SC
153	G	S- 447 / 448	INTERSECTION WITH S-449	T	12/14/00	P	1 X 1	2174	314	CFB	12/14/00	SC
153	H	S- 446 / 447	INTERSECTION WITH S-448	T	12/14/00	P	1 X 1	2977	316	SC	12/14/00	SC
153	I	S- 447 / 448	126' N OF SEOS	DSF-365	12/14/00	P	1 X 4	2977	316	SC	12/14/00	SC
153	J	S- 448 / 449	INTERSECTION WITH S-450	T	12/14/00	P	1 X 1	2174	314	CFB	12/14/00	SC
153	K	S- 450 / 452	INTERSECTION WITH S-452	T	12/13/00	P	1 X 1	2897	320	CFB	12/14/00	SC
153	M	S- 448 / 450	242' N OF SEOS	DSF-366	12/14/00	P	1 X 4	2174	314	CFB	12/15/00	SC
153	N	S- 462 / 463	INTERSECTION WITH S-464	T	12/14/00	P	1 X 1	2174	314	CFB	12/15/00	SC
153	P	S- 465 / 466	INTERSECTION WITH S-467	T	12/14/00	P	1 X 2	2897	320	CFB	12/15/00	SC
153	Q	S- 466 / 467	INTERSECTION WITH S-468	T	12/14/00	P	1 X 2	2897	320	CFB	12/15/00	SC
153	R	S- 467 / 468	INTERSECTION WITH S-469	T	12/14/00	P	1 X 1	2977	316	SC	12/15/00	SC
153	S	S- 468 / 469	INTERSECTION WITH S-470	T	12/14/00	P	1 X 1	2977	316	SC	12/15/00	SC
153	T	S- 470 / 471	INTERSECTION WITH S-472	T	12/14/00	P	1 X 2	2897	320	CFB	12/15/00	SC
153	W	S- 469 / 470	11' S OF NEOS	DSF-373	12/14/00	P	1 X 4	2977	316	SC	12/15/00	SC
153	X	S- 470 / 472	10' S OF NEOS	DSF-374	12/14/00	P	1 X 4	2174	314	CFB	12/15/00	SC
154	A	S- 457 / 458	INTERSECTION WITH S-459	T	12/14/00	P	1 X 2	2174	314	CFB	12/15/00	SC

TABLE J-1
GEOMEMBRANE REPAIR SUMMARY
SECONDARY GEOMEMBRANE LINER
TRAIL RIDGE LANDFILL PHASES VA, VB, VC, AND VD
BALDWIN, FLORIDA

DEFECT CODE	SEAM, PANEL OR REPAIR NUMBER	MAPPED LOCATION(1)	DEFECT TYPE(1)	REPAIR SUMMARY						NON-DESTRUCTIVE	
				DATE	TYPE(1)	APPROX. SIZE(5)	WELDER I.D. TECH.(2)	WELDER I.D. MACH.	QA MON.(2)	TEST DATE	QA MON.(2)
154 B	S- 458 / 459	INTERSECTION WITH S-460	T	12/14/00	P	1 X 2	2174	314	CFB	12/15/00	SC
154 C	S- 456 / 457	INTERSECTION WITH S-458	T	12/13/00	P	1 X 2	2897	320	CFB	12/14/00	SC
154 D	S- 460 / 461	INTERSECTION WITH S-462	T	12/14/00	P	1 X 2	2174	314	CFB	12/15/00	SC
154 E	S- 461 / 462	INTERSECTION WITH S-463	T	12/14/00	P	1 X 2	2174	314	CFB	12/15/00	SC
154 F	S- 471 / NTI	7' E OF WEOS	DSX-352	12/14/00	P	1 X 4	2897	320	CFB	12/15/00	SC
154 G	S- 473 / NTI	7' E OF WEOS	DSX-353	01/12/01	P	1 X 4	2897	320	SC	01/12/01	SC
154 H	S- 497 / 498	INTERSECTION WITH S-499	T	02/22/01	P	1 X2	2897	320	CFB	02/22/01	CFB
154 I	S- 498 / 499	INTERSECTION WITH S-500	T	02/22/01	P	1 X 1	2322	314	CFB	02/22/01	CFB
154 J	S- 499 / 500	INTERSECTION WITH S-501	T	02/22/01	P	1 X 1	2322	314	CFB	02/22/01	CFB
154 K	S- 501 / 502	INTERSECTION WITH S-503	T	02/22/01	P	1 X 1	2897	320	CFB	02/22/01	CFB
154 M	S- 502 / 503	INTERSECTION WITH S-504	T	02/22/01	P	1 X 1	2322	314	CFB	02/22/01	CFB
154 N	S- 503 / 504	INTERSECTION WITH S-505	T	02/22/01	P	1 X 2	2322	314	CFB	02/22/01	CFB
154 P	S- 504 / 505	INTERSECTION WITH S-506	T	02/22/01	P	1 X 1	2322	314	CFB	02/22/01	CFB
154 Q	S- 504 / NTI	11' W OF EEOS	D	02/22/01	P	1 X 1	2897	320	CFB	02/22/01	CFB
154 R	S- 506 / 507	INTERSECTION WITH S-508	T	02/22/01	P	1 X 2	2322	314	CFB	02/22/01	CFB
154 S	S- 496 / 498	10' N OF SEOS	D	02/23/01	P	1 X 2	2897	320	CFB	02/23/01	CFB
154 T	S- 507 / 508	INTERSECTION WITH S-509	T	02/23/01	P	1 X 1	2392	314	SC	02/23/01	SL
154 W	S- 508 / 509	INTERSECTION WITH S-510	T	02/23/01	P	1 X 2	2392	314	SC	02/23/01	SL
154 X	S- 507 / 509	19' N OF SEOS	DSF-388	02/23/01	P	1 X 4	2392	314	SC	02/23/01	SL
155 A	S- 438 / 439	INTERSECTION WITH S-440	T	12/14/00	P	1 X 2	2174	314	CFB	12/14/00	SC
155 B	S- 440 / 441	INTERSECTION WITH S-442	T	12/14/00	P	1 X 1	2977	316	SC	12/14/00	SC
155 C	S- 441 / 442	INTERSECTION WITH S-443	T	12/14/00	P	1 X 1	2174	314	SC	12/14/00	SC
155 D	S- 442 / 443	INTERSECTION WITH S-444	T	12/14/00	P	1 X 1	2174	314	CFB	12/14/00	SC
155 E	S- 443 / 444	INTERSECTION WITH S-445	T	12/14/00	P	1 X 1	2174	314	CFB	12/14/00	SC
155 F	S- 436 /	10' W OF EEOS AND 2' S OF NTI	D	12/13/00	P	1 X 2	2897	320	CFB	12/14/00	CFB
155 G	S- 438 /	10' W OF EEOS AND 2' S OF NTI	D	12/13/00	P	1 X 2	2897	320	CFB	12/14/00	CFB
155 H	S- 440 /	10' W OF EEOS AND 2' S OF NTI	D	12/13/00	P	1 X 3	2897	320	CFB	12/14/00	CFB
155 I	S- 441 / NTI	12' W OF EEOS	DSX-351	12/14/00	P	1 X 4	2174	314	CFB	12/15/00	SC
155 J	S- 451 / 452	INTERSECTION WITH S-453	T	12/14/00	P	1 X 1	2897	320	SC	12/14/00	SC
155 K	S- 452 / 453	INTERSECTION WITH S-454	T	12/14/00	P	1 X 1	2174	314	CFB	12/14/00	SC
155 M	S- 453 / 454	INTERSECTION WITH S-455	T	12/14/00	P	1 X 1	2174	314	CFB	12/14/00	SC
155 N	S- 450 /	10' W OF EEOS AND 2' S OF NTI	D	12/13/00	P	1 X 2	2897	320	CFB	12/14/00	CFB
155 P	S- 453 / 455	7' N OF SEOS	DSF-367	12/14/00	P	1 X 4	2174	314	CFB	12/14/00	SC
155 Q	S- 455 / 457	89' N OF SEOS	DSF-368	12/14/00	P	1 X 4	2174	314	CFB	12/14/00	SC

TABLE J-1
GEOMEMBRANE REPAIR SUMMARY
SECONDARY GEOMEMBRANE LINER
TRAIL RIDGE LANDFILL PHASES VA, VB, VC, AND VD
BALDWIN, FLORIDA

DEFECT CODE		SEAM, PANEL OR REPAIR NUMBER	MAPPED LOCATION(1)	DEFECT TYPE(1)	REPAIR SUMMARY						NON-DESTRUCTIVE	
					DATE	TYPE(1)	APPROX. SIZE(5)	WELDER I.D. TECH.(2)	WELDER I.D. MACH.	QA MON.(2)	TEST DATE	QA MON.(2)
155	R	S- 456 / 458	1' N OF SEOS	DSF-369	12/14/00	P	1 X 4	2174	314	CFB	12/15/00	SC
155	S	S- 460 / 462	76' N OFSEOS	DSF-370	12/13/00	P	1 X 1	2897	320	CFB	12/15/00	SC
155	T	S- 462 / 463	59' N OF SEOS	DSF-371	12/14/00	P	1 X 4	2977	316	SC	12/15/00	SC
155	W	S- 463 / 465	80' S OF NEOS	DSF-372	12/14/00	P	1 X 4	2977	316	SC	12/15/00	SC
155	X	S- 463 / 464	INTERSECTION WITH S-465	T	12/14/00	P	1 X 1	2173	314	SC	12/15/00	SC
156	A	S- 471 / 472	INTERSECTION WITH S-473	T	01/12/01	P	1 X 1	2897	320	SC	01/12/01	SC
156	B	S- 474 /	11' E OF WEOP AND 1' S OF NTI	D	01/11/01	P	1 X 1	2897	320	SC	01/12/01	CFB
156	C	S- 474 / 475	INTERSECTION WITH S-476	T	01/12/01	P	1 X 2	2173	314	SC	01/12/01	KG
156	D	S- 475 /	11' E OF WEOP AND 1' S OF NTI	D	01/11/01	P	1 X 1	2897	320	SC	01/12/01	CFB
156	E	S- 475 / 476	INTERSECTION WITH S-477 / S-478	2T	01/12/01	P	1 X 4	2173	314	SC	01/12/01	KG
156	F	S- 477 / 478	INTERSECTION WITH S-480	T	01/12/01	P	1 X 1	2173	314	SC	01/12/01	KG
156	G	S- 477 / 479	INTERSECTION WITH S-480	T	01/12/01	P	1 X 1	2173	314	SC	01/12/01	KG
156	H	S- 480 / 481	INTERSECTION WITH S-482	T	01/12/01	P	1 X 1	2173	314	SC	01/12/01	KG
156	I	S- 479 / 480	INTERSECTION WITH S-481	T	01/12/01	P	1 X 1	2173	314	SC	01/12/01	KG
156	J	S- 480 / 482	INTERSECTION WITH S-483	T	01/12/01	P	1 X 2	2173	314	SC	01/12/01	KG
156	K	S- 481 / 484	INTERSECTION WITH S-485	T	01/12/01	P	1 X 2	2173	314	SC	01/12/01	KG
156	M	S- 481 / 482	INTERSECTION WITH S-485	T	01/12/01	P	1 X 3	2173	314	SC	01/12/01	KG
156	N	S- 482 / 483	INTERSECTION WITH S-485	T	01/12/01	P	1 X 3	2322	316	SC	01/12/01	KG
156	P	S- 483 / 485	INTERSECTION WITH S-486	T	01/12/01	P	1 X 1	2322	316	SC	01/12/01	KG
156	Q	S- 485 / 486	INTERSECTION WITH S-487	T	01/12/01	P	1 X 1	2322	316	SC	01/12/01	KG
156	R	S- 484 / 485	INTERSECTION WITH S-487	T	01/12/01	P	1 X 1	2897	320	SC	01/12/01	KG
156	S	S- 487 / 488	INTERSECTION WITH S-489	T	01/12/01	P	1 X 5	2897	320	SC	01/12/01	KG
156	T	S- 488 / 489	INTERSECTION WITH S-490	T	01/12/01	P	1 X 1	2897	320	SC	01/12/01	KG
156	W	S- 491 / 492	INTERSECTION WITH S-493	T	01/17/01	P	1 X 1	7534	316	CFB	01/17/01	CFB
156	X	S- 492 / 493	INTERSECTION WITH S-494	T	01/17/01	P	1 X 2	7534	316	CFB	01/17/01	CFB
157	A	S- 473 / 474	100' N OF SEOS	DSF-375	01/12/01	P	1 X 4	2173	314	SC	01/12/01	KG
157	B	S- 474 / 476	85' N OF SEOS	DSF-376	01/12/01	P	1 X 4	2173	314	SC	01/12/01	KG
157	C	S- 475 / 477	103' N OF SEOS	DSF-377	01/12/01	P	1 X 4	2897	320	SC	01/12/01	SC
157	D	S- 480 / 482	32' N OF SEOS	BO	01/12/01	P	1 X 1	2173	314	SC	01/12/01	KG
157	E	S- 477 / 479	82' N OF SEOS	DSF-378	01/12/01	P	1 X 4	2897	320	SC	01/12/01	SC
157	F	S- 485 / 487	55' N OF SEOS	DSF-379	01/12/01	P	1 X 4	2322	316	SC	01/12/01	KG
157	G	S- 487 / 489	106' N OF SEOS	DSF-380	01/12/01	P	1 X 4	2322	316	SC	01/12/01	KG
157	H	S- 488 / 490	84' N OF SEOS	WS	01/12/01	P	1 X 1	2897	320	SC	01/12/01	KG
157	I	S- 482 / 485	10' S OF NEOS	PT	01/12/01	P	1 X 1	2322	316	SC	01/12/01	KG

TABLE J-1
GEOMEMBRANE REPAIR SUMMARY
SECONDARY GEOMEMBRANE LINER
TRAIL RIDGE LANDFILL PHASES VA, VB, VC, AND VD
BALDWIN, FLORIDA

DEFECT CODE		SEAM, PANEL OR REPAIR NUMBER	MAPPED LOCATION(1)	DEFECT TYPE(1)	REPAIR SUMMARY						NON-DESTRUCTIVE	
					DATE	TYPE(1)	APPROX. SIZE(5)	WELDER I.D. TECH.(2)	WELDER I.D. MACH.	QA MON.(2)	TEST DATE	QA MON.(2)
157	J	S- 475 / 477	INTERSECTION WITH S-478	T	01/12/01	P	1 X 1	2173	314	SC	01/12/01	KG
157	K	S- 475 / 476	INTERSECTION WITH S-478; DEFECT 156E	DSX-354	01/12/01	P	1 X 4	2173	314	SC	01/12/01	KG
157	M	S- 487 / 489	AT DEFECT 157G	DSX-355	01/12/01	P	1 X 3	2322	316	SC	01/12/01	KG
157	N	S- 491 / 493	175' N OF SEOS	DSF-381	01/17/01	P	1 X 4	7534	316	CFB	01/17/01	CFB
157	P	S- 493 / 495	39' N OF SEOS	DSF-382	01/17/01	P	1 X 4	7534	316	CFB	01/17/01	CFB
157	Q	S- 496 / 498	150' N OF SEOS	WS	01/17/01	P	2 X 2	7534	316	CFB	01/17/01	CFB
157	R	S- 496 / 498	37' N OF 157Q	DSF-383	01/17/01	P	1 X 4	7534	316	CFB	01/17/01	CFB
157	S	S- 499 / 501	66' N OF NEOS	DSF-384	02/22/01	P	1 X 4	2322	314	CFB	02/22/01	CFB
157	T	S- 502 / 503	9' W OF EEOS	DSF-385	02/22/01	P	1 X 4	2322	314	CFB	02/22/01	CFB
157	W	S- 502 / 504	67' N OF SEOS	DSF-386	02/22/01	P	1 X 4	2897	320	CFB	02/22/01	CFB
157	X	S- 499 / NTI	3' E OF WEOS	DSX-357	02/22/01	P	1 X 4	2897	320	CFB	02/22/01	CFB
158	A	S- 493 / 494	INTERSECTION WITN S-495	T	01/17/01	P	1 X 1	7534	316	CFB	01/17/01	CFB
158	B	S- 494 / 495	INTERSECTION WITN S-496	T	01/17/01	P	1 X 1	7534	316	CFB	01/17/01	CFB
158	C	S- 496 / 497	INTERSECTION WITN S-498	T	01/17/01	P	1 X 2	7534	316	CFB	01/17/01	CFB
158	D	S- 492 / NTI	6' W OF EEOP	DSX-356	01/16/01	P	1 X 4	2897	320	SL	01/17/01	CFB
158	E	S- 504 / 506	16' N OF SEOS	DSF-387	02/22/01	P	1 X 4	2322	314	CFB	02/22/01	CFB
158	F	S- 509 / 510	INTERSECTION WITH S-511	T	02/23/01	P	1 X 2	2392	314	SC	02/23/01	SL
158	G	S- 507 / NTI	1' W OF EEOS	D	02/23/01	P	2 X 10	2897	320	CFB	02/23/01	SL
158	H	S- 511 / NTI	INTERSECTION WITH ETI	T	02/23/01	P	1 X 2	2897	320	CFB	02/23/01	SL
158	I	S- 511 / NTI	5' E OF WEOS	D	02/23/01	P	1 X 1	2897	320	CFB	02/23/01	SL
158	J	S- 511 / ETI	103' S OF NEOS	DSX-358	02/23/01	P	1 X 4	2897	320	CFB	02/23/01	SL
158	K	S- 511 / ETI	149' N OF SEOS	CR	02/23/01	P	1 X 2	2897	320	CFB	02/23/01	SL
158	M	S- 510 /	6' E OF WEOP AND 2' S OF NEOP	D	02/24/01	P	1 X 1	2392	314	SL	02/24/01	SL
158	N	S- - / -	DID NOT USE		-	-	-	-	-	-	-	-
158	P	S- - / -	DID NOT USE		-	-	-	-	-	-	-	-
158	Q	S- - / -	DID NOT USE		-	-	-	-	-	-	-	-
158	R	S- - / -	DID NOT USE		-	-	-	-	-	-	-	-
158	S	S- - / -	DID NOT USE		-	-	-	-	-	-	-	-
158	T	S- - / -	DID NOT USE		-	-	-	-	-	-	-	-
158	W	S- - / -	DID NOT USE		-	-	-	-	-	-	-	-
158	X	S- - / -	DID NOT USE		-	-	-	-	-	-	-	-

TABLE J-1
GEOMEMBRANE REPAIR SUMMARY
SECONDARY GEOMEMBRANE LINER
TRAIL RIDGE LANDFILL PHASES VA, VB, VC, AND VD
BALDWIN, FLORIDA

DEFECT CODE		SEAM, PANEL OR REPAIR NUMBER	MAPPED LOCATION(1)	DEFECT TYPE(1)	REPAIR SUMMARY						NON-DESTRUCTIVE	
					DATE	TYPE(1)	APPROX. SIZE(6)	WELDER I.D. TECH (2)	WELDER I.D. MACH.	QA MON.(2)	TEST DATE	QA MON.(2)
PHASE	VD											
700	A	S- 706 / 707	35' W OF EEOS	DSF-700	02/17/01	P	1 X 4	2322	222	SC	02/19/01	CFB
700	B	S- 707 / 708	29' E OF WEOS	DSF-701	02/17/01	P	1 X 4	2322	222	SC	02/19/01	CFB
700	C	S- 700 / 713	17' S OF NEOS	DSF-702	02/17/01	P	1 X 4	2173	314	SC	02/17/01	CFB
700	D	S- 701 / 717	INTERSECTION WITH S-718	T	02/17/01	P	2 X 3	2322	222	SC	02/19/01	CFB
700	E	S- 701 / 717	23' N OF SEOS	DSF-703	02/17/01	P	1 X 4	2173	314	SC	02/17/01	CFB
700	F	S- 716 / NTI	8' E OF WEOS	CR	02/16/01	P	2 X 10	2897	320	SC	02/17/01	CFB
700	G	S- 718 / 719	INTERSECTION WITH S-720	T	02/17/01	P	1 X 1	2322	222	SC	02/19/01	KG
700	H	S- 719 / 720	INTERSECTION WITH S-721	T	02/17/01	P	1 X 2	2322	222	SC	02/19/01	KG
700	I	S- 716 / NTI	5' E OF WEOP AND 2' N OF SEOP	D	02/16/01	P	1 X 1	2897	320	SC	02/17/01	CFB
700	J	S- 721 / 723	73' N OF SEOS	DSF-704	02/17/01	P	1 X 4	2322	222	SC	02/19/01	KG
700	K	S- 723 / 725	23' S OF NEOS	DSF-705	02/17/01	P	1 X 4	2897	320	CFB	02/19/01	KG
700	M	S- 724 / 726	76' S OF NEOS	DSF-706	02/17/01	P	1 X 4	2173	314	SC	02/17/01	KG
700	N	S- 726 / 728	33' S OF NEOS	DSF-707	02/17/01	P	1 X 4	2897	320	CFB	02/19/01	KG
700	P	S- 733 / 735	22' S OF NEOS	DSF-708	02/17/01	P	1 X 4	2173	314	SC	02/19/01	SL
700	Q	S- 731 / 733	168' S OF NEOS	DSF-709	02/17/01	P	1 X 4	2173	314	SC	02/19/01	SL
700	R	S- 734 / 736	80' S OF NEOS	DSF-710	02/17/01	P	1 X 4	2897	320	CFB	02/19/01	CFB
700	S	S- 736 / 738	5' S OF NEOS	DSF-711	02/17/01	P	1 X 4	2897	320	CFB	02/19/01	CFB
700	T	S- 731 / NTI	5' W OF EEOS	DSX-700	02/17/01	P	1 X 4	2897	320	CFB	02/17/01	CFB
700	W	S- 747 / 748	INTERSECTION WITH S-749	T	03/10/01	P	1 X 2	2322	314	SC	03/10/01	SC
700	X	S- 749 /	15' W OF EEOP, 4' S OF NEOP	D	03/10/01	P	1 X 1	2897	320	SC	03/10/01	SC
701	A	S- 703 /	20' E OF WEOP AND 10' N OF SEOP	D	02/17/01	P	2 X 3 & 20	2173	314	SC	02/19/01	KG
701	B	S- 702 / 703	INTERSECTION WITH S-704	T	02/17/01	P	1 X 2	2322	222	SC	02/19/01	KG
701	C	S- 700 / 702	INTERSECTION WITH S-704	T	02/17/01	P	3 X 4	2322	222	SC	02/19/01	KG
701	D	S- 700 / 704	INTERSECTION WITH S-705	T	02/17/01	P	1 X 1	2322	222	SC	02/19/01	KG
701	E	S- 700 / 705	INTERSECTION WITH S-706	T	02/17/01	P	1 X 2	2322	222	SC	02/19/01	KG
701	F	S- 700 / 706	INTERSECTION WITH S-707	T	02/17/01	P	1 X 2	2322	222	SC	02/19/01	KG
701	G	S- 700 / 707	INTERSECTION WITH S-708	T	02/17/01	P	1 X 1	2322	222	SC	02/19/01	CFB
701	H	S- 700 / 708	INTERSECTION WITH S-709	T	02/17/01	P	1 X 1	2322	222	SC	02/19/01	CFB
701	I	S- 700 / 709	INTERSECTION WITH S-710	T	02/17/01	P	1 X 2	2322	222	SC	02/19/01	CFB
701	J	S- 700 / 710	INTERSECTION WITH S-711	T	02/17/01	P	1 X 2	2322	222	SC	02/19/01	CFB
701	K	S- 700 / 711	INTERSECTION WITH S-712	T	02/17/01	P	2 X 2	2173	314	SC	02/17/01	CFB
701	M	S- 700 / 712	INTERSECTION WITH S-713	T	02/17/01	P	1 X 1	2173	314	SC	02/17/01	CFB
701	N	S- 700 / 713	INTERSECTION WITH S-714	T	02/17/01	P	1 X 2	2173	314	SC	02/17/01	CFB

TABLE J-1
GEOMEMBRANE REPAIR SUMMARY
SECONDARY GEOMEMBRANE LINER
TRAIL RIDGE LANDFILL PHASES VA, VB, VC, AND VD
BALDWIN, FLORIDA

DEFECT CODE		SEAM, PANEL OR REPAIR NUMBER	MAPPED LOCATION(1)	DEFECT TYPE(1)	REPAIR SUMMARY						NON-DESTRUCTIVE	
					DATE	TYPE(1)	APPROX. SIZE(5)	WELDER I.D. TECH.(2)	WELDER I.D. MACH.	QA MON.(2)	TEST DATE	QA MON.(2)
701	P	S- 700 / 714	INTERSECTION WITH S-715	T	02/17/01	P	1 X 1	2173	314	SC	02/17/01	CFB
701	Q	S- 700 / 715	INTERSECTION WITH S-716	T	02/17/01	P	1 X 1	2173	314	SC	02/17/01	CFB
701	R	S- 717 / 718	INTERSECTION WITH S-719	T	02/17/01	P	1 X 2	2322	222	SC	02/19/01	CFB
701	S	S- 721 / 722	INTERSECTION WITH S-723	T	02/17/01	P	1 X 2	2173	314	SC	02/17/01	KG
701	T	S- 722 / 723	INTERSECTION WITH S-724	T	02/17/01	P	1 X 2	2173	314	SC	02/17/01	KG
701	W	S- 723 / 724	INTERSECTION WITH S-725	T	02/17/01	P	1 X 2	2897	320	CFB	02/19/01	KG
701	X	S- 724 / 725	INTERSECTION WITH S-726	T	02/17/01	P	1 X 2	2897	320	CFB	02/19/01	SL
702	A	S- 726 / 727	INTERSECTION WITH S-728	T	02/17/01	P	1 X 2	2173	314	SC	02/17/01	KG
702	B	S- 727 / 728	INTERSECTION WITH S-729	T	02/17/01	P	1 X 2	2173	314	SC	02/17/01	KG
702	C	S- 728 / 729	INTERSECTION WITH S-730	T	02/17/01	P	1 X 2	2173	314	SC	02/19/01	KG
702	D	S- 729 / 730	INTERSECTION WITH S-731	T	02/17/01	P	1 X 2	2173	314	SC	02/19/01	KG
702	E	S- 731 / 732	INTERSECTION WITH S-733	T	02/17/01	P	1 X 2	2173	314	SC	02/17/01	KG
702	F	S- 733 / 734	INTERSECTION WITH S-735	T	02/17/01	P	1 X 2	2173	314	SC	02/19/01	SL
702	G	S- 732 / 733	INTERSECTION WITH S-734	T	02/17/01	P	1 X 2	2897	320	CFB	02/19/01	CFB
702	H	S- 736 / 737	INTERSECTION WITH S-738	T	02/17/01	P	1 X 2	2897	320	CFB	02/19/01	CFB
702	I	S- 734 / 735	INTERSECTION WITH S-736	T	02/17/01	P	1 X 2	2173	314	SC	02/19/01	SL
702	J	S- 700 / 702	ON 701C	DSX-701	02/17/01	P	1 X 4	2322	222	SC	02/19/01	KG
702	K	S- 729 / 731	2' N OF SEOS	PT	02/17/01	P	1 X 2	2173	314	SC	02/19/01	KG
702	M	S- 741 / 742	51' N OF SEOS	DSF-712	02/19/01	P	1 X 4	2897	320	SL	02/19/01	SL
702	N	S- 742 / 744	32' N OF SEOS	DSF-713	02/19/01	P	1 X 4	2897	320	SL	02/19/01	SL
702	P	S- 744 / 745	44' N OF SEOS	DSF-714	02/19/01	P	1 X 4	2897	320	SL	02/19/01	SL
702	Q	S- 745 / 747	89' S OF NEOS	DSF-715	02/19/01	P	1 X 4	2897	320	SL	02/19/01	SL
702	R	S- 749 / 750	INTERSECTION WITH S-751	T	03/10/01	P	1 x 1	2897	320	SC	03/10/01	SC
702	S	S- 750 / 751	INTERSECTION WITH S-752	T	03/10/01	P	1 x 1	2897	320	SC	03/10/01	SC
702	T	S- 756 / 757	INTERSECTION WITH S-758	T	03/10/01	P	1 X 2	2322	314	SC	03/10/01	SC
702	W	S- 757 / 758	INTERSECTION WITH S-759	T	03/10/01	P	1 X 1	2322	314	SC	03/10/01	SC
702	X	S- 754 / 756	35' N OF SEOS	BO	03/10/01	P	1 X 4	2322	314	SC	03/10/01	SC
703	A	S- 737 / 738	INTERSECTION WITH S-739	T	02/19/01	P	1 X 2	2897	320	SL	02/19/01	SL
703	B	S- 739 / 740	INTERSECTION WITH S-741	T	02/19/01	P	1 X 1	2897	320	SL	02/19/01	SL
703	C	S- 740 / 741	INTERSECTION WITH S-742	T	02/19/01	P	1 X 1	2897	320	SL	02/19/01	SL
703	D	S- 741 / 742	INTERSECTION WITH S-743	T	02/19/01	P	1 X 1	2897	320	SL	02/19/01	CFB
703	E	S- 744 / 745	INTERSECTION WITH S-746	T	02/19/01	P	1 X 2	2897	320	SL	02/19/01	SL
703	F	S- 742 / 743	INTERSECTION WITH S-744	T	02/19/01	P	1 X 1	2897	320	SL	02/19/01	CFB
703	G	S- 745 / 746	INTERSECTION WITH S-747	T	02/19/01	P	1 X 2	2897	320	SL	02/19/01	SL

TABLE J-1
GEOMEMBRANE REPAIR SUMMARY
SECONDARY GEOMEMBRANE LINER
TRAIL RIDGE LANDFILL PHASES VA, VB, VC, AND VD
BALDWIN, FLORIDA

DEFECT CODE		SEAM, PANEL OR REPAIR NUMBER	MAPPED LOCATION(1)	DEFECT TYPE(1)	REPAIR SUMMARY						NON-DESTRUCTIVE	
					DATE	TYPE(1)	APPROX. SIZE(5)	WELDER I.D. TECH.(2)	WELDER I.D. MACH.	QA MON.(2)	TEST DATE	QA MON.(2)
703	H	S- 746 / 747	INTERSECTION WITH S-748	T	02/19/01	P	1 X 1	2897	320	SL	02/19/01	SL
703	I	S- 745 / 747	INTERSECTION WITH NTI	T	02/19/01	P	1 X 1	2897	320	SL	02/19/01	SL
703	J	S- 742 / 744	INTERSECTION WITH NTI	T	02/19/01	P	1 X 1	2897	320	SL	02/19/01	SL
703	K	S- 726 /	174' N OF SEOP AND 2' W OF EEOP	D	02/19/01	P	1 X 1	2897	320	SL	02/19/01	KG
703	M	S- 751 / 752	INTERSECTION WITH S-753	T	03/10/01	P	1 X 1	2322	314	SC	03/10/01	SC
703	N	S- 752 / 753	INTERSECTION WITH S-754	T	03/10/01	P	1 X 1	2322	314	SC	03/10/01	SC
703	P	S- 752 / 754	10' N OF SEOS	DSF-716	03/10/01	P	1 X 3	2322	314	SC	03/10/01	SC
703	Q	S- 751 / 752	10' S OF NEOS	DSF-717	03/10/01	P	1 X 4	2322	314	SC	03/10/01	SC
703	R	S- 756 / 757	7' S OF NEOS	DSF-718	03/10/01	P	1 x 4	2897	320	SC	03/10/01	SC
703	S	S- 754 / 755	11' S OF NEOS	DSF-719	03/10/01	P	1 x 2	2897	320	SC	03/10/01	SC
703	T	S- 754 / 755	INTERSECTION WITH S-756	T	03/10/01	P	1 x 1	2897	320	SC	03/10/01	SC
703	W	S- 755 / 756	INTERSECTION WITH S-757	T	03/10/01	P	1 x 2	2897	320	SC	03/10/01	SC
703	X	S- 759 / 760	INTERSECTION WITH S-761	T	03/10/01	P	1 X 2	2322	314	SC	03/10/01	SC
704	A	S- 761 / 762	INTERSECTION WITH S-763	T	03/10/01	P	1 X 1	2322	314	SC	03/10/01	SC
704	B	S- 762 / 763	INTERSECTION WITH S-764	T	03/10/01	P	1 X 1	2322	314	SC	03/10/01	SC
704	C	S- 760 / 761	INTERSECTION WITH S-762	T	03/10/01	P	1 x 2	2897	320	SC	03/10/01	SC
704	D	S- 764 / 765	INTERSECTION WITH S-766	T	03/10/01	P	1 x 1	2897	320	SC	03/10/01	SC
704	E	S- 765 / 766	INTERSECTION WITH S-767	T	03/10/01	P	1 x 1	2897	320	SC	03/10/01	SC
704	F	S- 766 /	12' E OF WEOP AND 2' S OF NEOP	D	03/10/01	P	1 X 1	2322	314	SC	03/10/01	SC
704	G	S- 766 / 767	INTERSECTION WITH S-768	T	03/10/01	P	1 X 1	2322	314	SC	03/10/01	SC
704	H	S- 767 / 768	INTERSECTION WITH S-769	T	03/10/01	P	1 X 1	2322	314	SC	03/10/01	SC
704	I	S- 766 / 768	25' N OF SEOS	D	03/10/01	P	1 X 1	2322	314	SC	03/10/01	SC
704	J	S- 769 / 770	INTERSECTION WITH S-771	T	03/10/01	P	1 x 1	2897	320	SC	03/10/01	SC
704	K	S- 770 / 771	INTERSECTION WITH S-772	T	03/10/01	P	1 x 1	2897	320	SC	03/10/01	SC
704	M	S- 771 / 772	INTERSECTION WITH S-773	T	03/10/01	P	1 X 1	2322	314	SC	03/10/01	SC
704	N	S- 772 / 773	INTERSECTION WITH S-774	T	03/10/01	P	1 X 1	2322	314	SC	03/10/01	SC
704	P	S- 749 / 751	15' N OF SEOS	PT	03/10/01	P	1 X 1	2322	314	SC	03/10/01	SC
704	Q	S- 749 / 750	1' N OF CT	PT	03/10/01	P	2 X 2	2897	320	SC	03/10/01	SC
704	R	S- 749 / 750	49' N OF SEOS	PT	03/10/01	P	1 x 1	2897	320	SC	03/10/01	SC
704	S	S- 749 / 750	92' N OF SEOS	PT	03/10/01	P	1 x 1	2897	320	SC	03/10/01	SC
704	T	S- 749 / 750	5' S OF NEOS	PT	03/10/01	P	1 x 1	2897	320	SC	03/10/01	SC
704	W	S- 749 / 750	2' S OF NEOS	PT	03/10/01	P	1 x 1	2897	320	SC	03/10/01	SC
704	X	S- 759 / 761	15' N OF SEOS	PT	03/10/01	P	1 X 1	2322	314	SC	03/10/01	SC
705	A	S- 761 / 762	43' S OF NEOS	DSF-720	03/10/01	P	1 X 4	2322	314	SC	03/10/01	SC

TABLE J-1
GEOMEMBRANE REPAIR SUMMARY
SECONDARY GEOMEMBRANE LINER
TRAIL RIDGE LANDFILL PHASES VA, VB, VC, AND VD
BALDWIN, FLORIDA

DEFECT CODE		SEAM, PANEL OR REPAIR NUMBER	MAPPED LOCATION(1)	DEFECT TYPE(1)	REPAIR SUMMARY						NON-DESTRUCTIVE	
					DATE	TYPE(1)	APPROX. SIZE(5)	WELDER I.D. TECH.(2)	WELDER I.D. MACH.	QA MON.(2)	TEST DATE	QA MON.(2)
705	B	S- 763 / 764	40' S OF NEOS	DSF-721	03/10/01	P	1 X 4	2322	314	SC	03/10/01	SC
705	C	S- 766 / 767	28' S OF NEOS	DSF-722	03/10/01	P	1 x 1	2897	320	SC	03/10/01	SC
705	D	S- 768 / 769	27' N OF SEOS	DSF-723	03/10/01	P	1 X 4	2322	314	SC	03/10/01	SC
705	E	S- 771 / 772	59' N OF SEOS	DSF-724	03/10/01	P	1 X 4	2322	314	SC	03/10/01	SC
705	F	S- 773 / 774	27' N OF SEOS	DSF-725	03/10/01	P	1 X 4	2322	314	SC	03/10/01	SC
705	G	S- 751 / 752	ON 703Q	DSX-702	03/10/01	P	1 X 4	2322	314	SC	03/10/01	SC
705	H	S- 775 / 777	14' N OF SEOS	DSF-726	04/05/01	P	1 X 4	2322	314	CFB	04/05/01	KG
705	I	S- 774 / 775	58' S OF NEOS	DSF-727	04/05/01	P	1 X 4	2897	320	SC	Covered by 706X	
705	J	S- 774 / 775	9' S OF CT	D	04/05/01	P	1 X 1	2897	320	CFB	Covered by 706X	
705	K	S- 774 / 775	3' S OF CT	D	04/05/01	P	1 X 1	2897	320	CFB	Covered by 706X	
705	M	S- 774 / 775	3' N OF CT	D	04/05/01	P	1 X 2	2897	320	CFB	Covered by 706X	
705	N	S- 774 / 775	9' N OF CT	D	04/05/01	P	1 X 2	2897	320	CFB	Covered by 706X	
705	P	S- 774 / 775	AT CT	D	04/05/01	P	1 X 2	2897	320	CFB	Covered by 706X	
705	Q	S- 778 / 780	120' N OF SEOS	DSF-728	04/05/01	P	1 X 4	2322	314	CFB	04/05/01	SC
705	R	S- 780 / 782	99' N OF SEOS	DSF-729	04/05/01	P	1 X 4	2322	314	CFB	04/05/01	SC
705	S	S- 786 / 787	10' E OF WEOS	DSF-730	04/05/01	P	1 X 4	2897	320	SC	04/05/01	KG
705	T	S- 783 / 785	21' S OF NEOS	DSF-731	04/05/01	P	1 X 4	2897	320	SC	04/05/01	KG
705	W	S- 775 / NTI	10' E OF WEOS	DSX-703	04/05/01	P	1 X 4	2897	320	SC	04/05/01	SC
705	X	S- 785 / NTI	12' E OF WEOS	DSX-704	04/05/01	P	1 X 4	2897	320	SC	04/05/01	KG
706	A	S- 775 / 776	INTERSECTION WITH S-777	T	04/05/01	P	1 X 2	2897	320	SC	04/05/01	KG
706	B	S- 776 / 777	INTERSECTION WITH S-778	T	04/05/01	P	1 X 1	2897	320	CFB	04/05/01	KG
706	C	S- 777 / 778	INTERSECTION WITH S-779	T	04/05/01	P	1 X 3	2322	314	CFB	04/05/01	SC
706	D	S- 778 / 779	INTERSECTION WITH S-780	T	04/05/01	P	1 X 2	2322	314	CFB	04/05/01	SC
706	E	S- 780 / 781	INTERSECTION WITH S-782	T	04/05/01	P	1 X 1	2897	320	SC	04/05/01	KG
706	F	S- 781 / 782	INTERSECTION WITH S-783	T	04/05/01	P	2 X 5	2897	320	SC	04/05/01	KG
706	G	S- 782 / 783	INTERSECTION WITH S-784	T	04/05/01	P	2 X 3	2322	314	CFB	04/05/01	SC
706	H	S- 783 / 784	INTERSECTION WITH S-785	T	04/05/01	P	1 X1	2322	314	CFB	04/05/01	SC
706	I	S- 785 / 786	INTERSECTION WITH S-787	T	04/05/01	P	1 X 1	2897	320	SC	04/05/01	KG
706	J	S- 786 / 787	INTERSECTION WITH S-788	T	04/05/01	P	1 X 1	2897	320	SC	04/05/01	KG
706	K	S- 787 / 788	INTERSECTION WITH S-789	T	04/05/01	P	1 X 2	2322	314	CFB	04/05/01	SC
706	M	S- 788 / 789	INTERSECTION WITH S-790	T	04/05/01	P	1 X 2	2322	314	CFB	04/05/01	SC
706	N	S- 790 / 791	INTERSECTION WITH S-792	T	04/05/01	P	1 X 1	2897	320	SC	04/05/01	KG
706	P	S- 791 / 792	INTERSECTION WITH S-793	T	04/05/01	P	1 X 1	2897	320	SC	04/05/01	KG
706	Q	S- 792 / 793	INTERSECTION WITH S-794	T	04/05/01	P	1 X 1	2897	320	SC	04/05/01	SC

TABLE J-1
GEOMEMBRANE REPAIR SUMMARY
SECONDARY GEOMEMBRANE LINER
TRAIL RIDGE LANDFILL PHASES VA, VB, VC, AND VD
BALDWIN, FLORIDA

DEFECT CODE		SEAM, PANEL OR REPAIR NUMBER	MAPPED LOCATION(1)	DEFECT TYPE(1)	REPAIR SUMMARY						NON-DESTRUCTIVE	
					DATE	TYPE(1)	APPROX. SIZE(5)	WELDER I.D. TECH.(2)	WELDER I.D. MACH.	QA MON.(2)	TEST DATE	QA MON.(2)
706	R	S- 793 / 794	INTERSECTION WITH S-795	T	04/05/01	P	1 X 1	2897	320	SC	04/05/01	KG
706	S	S- 788 / 789	10' E OF WEOS	PT	04/05/01	P	1 X 1	2322	314	CFB	04/05/01	SC
706	T	S- 775 / 777	ON 705H	DSX-705	04/05/01	P	1 X 4	2322	314	CFB	04/05/01	KG
706	W	S- 777 / 779	1' N OF SEOS	DSF-727B	04/05/01	P	1 X 4	2322	314	CFB	04/06/01	KG
706	X	S- 774 / 775	CAP THE LENGTH OF SEAM (2' X 300')	FS	04/06/01	CAP	2' X 300'	2322	314	SC	04/06/01	SC
707	A	S- 788 / 790	79' N OF SEOS	DSF-732	04/05/01	P	1 X 4	2897	320	SC	04/06/01	KG
707	B	S- 790 / 792	134' S OF NEOS	DSF-733	04/05/01	P	1 X 4	2897	320	SC	04/05/01	SC
707	C	S- 791 / 793	10' S OF NEOS	DSF-734	04/05/01	P	1 X 4	2897	320	SC	04/05/01	KG
707	D	S- 775 / 706X	5' N OF CT	DSX-706	04/06/01	P	1 X 4	2897	320	SC	04/06/01	KG
707	E	S- 796 /	10' E OF WEOP AND 5' S OF NEOP	D	04/07/01	P	4 X 4	2897	320	SC	04/10/01	CFB
707	F	S- 796 / 797	INTERSECTION WITH S-798	T	04/09/01	P	1 X 2	2897	320	SC	04/10/01	CFB
707	G	S- 797 / 798	INTERSECTION WITH S-799	T	04/09/01	P	1 X 1	2897	320	SC	04/10/01	CFB
707	H	S- 798 / 799	INTERSECTION WITH S-800	T	04/09/01	P	1 X 1	2897	320	SC	04/10/01	CFB
707	I	S- 799 / 800	INTERSECTION WITH S-801	T	04/09/01	P	1 X 1	2897	320	SC	04/10/01	CFB
707	J	S- 801 / 802	INTERSECTION WITH S-803	T	04/09/01	P	1 X 1	2897	320	SC	04/10/01	CFB
707	K	S- 802 / 803	INTERSECTION WITH S-804	T	04/09/01	P	1 X 2	2897	320	SC	04/10/01	CFB
707	M	S- 803 / 804	INTERSECTION WITH S-805	T	04/09/01	P	1 X 1	2897	320	SC	04/10/01	CFB
707	N	S- 804 / 805	INTERSECTION WITH S-806	T	04/09/01	P	1 X 1	2897	320	SC	04/10/01	CFB
707	P	S- 809 /	8' E OF WEOP AND 5' S OF NEOP	D	04/09/01	P	3 X 3	2897	320	SC	04/10/01	CFB
707	Q	S- 806 / 807	INTERSECTION WITH S-808	T	04/09/01	P	1 X 4	2897	320	SC	04/10/01	CFB
707	R	S- 807 / 808	INTERSECTION WITH S-809	T	04/09/01	P	1 X 4	2897	320	SC	04/10/01	CFB
707	S	S- 809 / 810	INTERSECTION WITH S-811	T	04/09/01	P	1 X 1	2897	320	SC	04/10/01	CFB
707	T	S- 809 / 811	INTERSECTION WITHS-812	T	04/09/01	P	1 X 1	2897	320	SC	04/10/01	CFB
707	W	S- - / -	DID NOT USE		-	-	-	-	-	-	-	-
707	X	S- - / -	DID NOT USE		-	-	-	-	-	-	-	-
708	A	S- 796 / 797	10' S OF NEOS	DSF-735	04/09/01	P	1 X 4	2897	320	SC	04/10/01	CFB
708	B	S- 795 / 796	136' S OF NEOS	DSF-736	04/09/01	P	1 X 4	2897	320	SC	04/10/01	CFB
708	C	S- 801 / 803	20' N OF SEOS	DSF-737	04/09/01	P	1 X 4	2897	320	SC	04/10/01	CFB
708	D	S- 803 / 804	60' S OF NEOS	DSF-738	04/09/01	P	1 X 4	2897	320	SC	04/10/01	CFB
708	E	S- 804 / 806	138' S OF NEOS	DSF-739	04/09/01	P	1 X 4	2897	320	SC	04/10/01	CFB
708	F	S- 809 / 812	18' N OF SEOS	DSF-740	04/09/01	P	1 X 4	2897	320	SC	04/10/01	CFB
708	G	S- 809 / NTI	11' W OF EEOS	DSX-707	04/09/01	P	1 X 4	2897	320	SC	04/10/01	CFB
708	H	S- - / -	DID NOT USE		-	-	-	-	-	-	-	-
708	I	S- - / -	DID NOT USE		-	-	-	-	-	-	-	-

TABLE J-1
GEOMEMBRANE REPAIR SUMMARY
SECONDARY GEOMEMBRANE LINER
TRAIL RIDGE LANDFILL PHASES VA, VB, VC, AND VD
BALDWIN, FLORIDA

DEFECT CODE		SEAM, PANEL OR REPAIR NUMBER	MAPPED LOCATION(1)	DEFECT TYPE(1)	REPAIR SUMMARY						NON-DESTRUCTIVE	
					DATE	TYPE(1)	APPROX. SIZE(5)	WELDER I.D. TECH.(2)	WELDER I.D. MACH.	QA MON.(2)	TEST DATE	QA MON.(2)
708	J	S- - / -	DID NOT USE		-	-	-	-	-	-	-	-
708	K	S- - / -	DID NOT USE		-	-	-	-	-	-	-	-
708	M	S- - / -	DID NOT USE		-	-	-	-	-	-	-	-
708	N	S- - / -	DID NOT USE		-	-	-	-	-	-	-	-
708	P	S- - / -	DID NOT USE		-	-	-	-	-	-	-	-
708	Q	S- - / -	DID NOT USE		-	-	-	-	-	-	-	-
708	R	S- - / -	DID NOT USE		-	-	-	-	-	-	-	-
708	S	S- - / -	DID NOT USE		-	-	-	-	-	-	-	-
708	T	S- - / -	DID NOT USE		-	-	-	-	-	-	-	-
708	W	S- - / -	DID NOT USE		-	-	-	-	-	-	-	-
708	X	S- - / -	DID NOT USE		-	-	-	-	-	-	-	-

NOTES:

(1) Refer to Table J-3 for list of repair summary abbreviation codes.
(2) Refer to Appendix A for list of Golder and Serrot personnel.
(3) Repair could not be nondestructively tested; therefore, it was capped by an additional patch in accordance with Section 9.8.1 of the QAM.
(4) Repair made in accordance with Section 9.8.1 of the QAM.
(5) All dimensions are in feet unless noted otherwise.
* Repair was nondestructively tested using the spark test method.

F/N: SGRS.XLS

SECTION J-2

Primary Defect Repair Summary

TABLE J-2
GEOMEMBRANE REPAIR SUMMARY
PRIMARY GEOMEMBRANE LINER
TRAIL RIDGE LANDFILL PHASES VA, VB, VC, AND VD
BALDWIN, FLORIDA

DEFECT CODE		SEAM, PANEL OR REPAIR NUMBER	MAPPED LOCATION(1)	DEFECT TYPE(1)	REPAIR SUMMARY						NON-DESTRUCTIVE	
					DATE	TYPE(1)	APPROX. SIZE(5)	WELDER I.D. TECH.(2)	WELDER I.D. MACH.	QA MON.(2)	TEST DATE	QA MON.(2)
PHASE VA												
125	A	P- 300 /	12' W OF EEOP AND 1' S OF NTI	D	11/15/00	P	1 X 2	2897	320	SC	11/16/00	KG
125	B	P- 301 /	6' E OF WEOP AND 1' S OF NTI	D	11/15/00	P	1 X 2	2897	320	SC	11/16/00	KG
125	C	P- 300 / 301	INTERSECTION WITH P-302	T	11/17/00	P	2 X 4	2322	312	SC	11/17/00	MLB
125	D	P- 301 / 302	INTERSECTION WITH P-303	T	11/17/00	P	1 X 2	2322	312	SC	11/17/00	MLB
125	E	P- 303 /	6' E OF WEOP AND 1' S OF NTI	D	11/16/00	P	1 X 2	2897	320	CFB	11/17/00	MLB
125	F	P- 304 /	12' W OF EEOP AND 1' S OF NTI	D	11/16/00	P	1 X 2	2897	320	CFB	11/17/00	MLB
125	G	P- 303 / 304	INTERSECTION WITH P-305	T	11/17/00	P	1 X 1	2322	312	SC	11/17/00	MLB
125	H	P- 304 / 305	INTERSECTION WITH P-306	T	11/17/00	P	1 X 2	2322	312	SC	11/17/00	MLB
125	I	P- 306 /	12' W OF EEOP AND 1' S OF NTI	D	11/16/00	P	1 X 2	2897	320	CFB	11/17/00	MLB
125	J	P- 303 / 305	106' N OF SEOS	PT	11/17/00	P	1 X 1	2322	312	SC	11/17/00	MLB
125	K	P- 303 / 305	115' N OF SEOS	PT	11/17/00	P	1 X 1	2322	312	SC	11/17/00	MLB
125	M	P- 307 /	12' W OF EEOP AND 1' S OF NTI	D	11/17/00	P	2 X 2	2897	320	MLB	11/17/00	MLB
125	N	P- 308 /	12' W OF EEOP AND 1' S OF NTI	D	11/17/00	P	2 X 2	2897	320	MLB	11/17/00	MLB
125	P	P- 307 / 308	INTERSECTION WITH P-309	T	11/17/00	P	1 X 1	2322	312	SC	11/17/00	MLB
125	Q	P- 308 / 309	INTERSECTION WITH P-310	T	11/17/00	P	1 X 2	2322	312	SC	11/17/00	MLB
125	R	P- 310 /	12' W OF EEOP AND 2' S OF NTI	D	11/17/00	P	2 X 2	2897	320	MLB	11/17/00	MLB
125	S	P- 312 /	12' W OF EEOP AND 2' S OF NTI	D	11/17/00	P	2 X 2	2897	320	MLB	11/17/00	MLB
125	T	P- 311 /	12' W OF EEOP AND 1' S OF NTI	D	11/17/00	P	1 X 1	2322	312	SC	11/17/00	MLB
125	W	P- 313 /	12' W OF EEOP AND 1' S OF NTI	D	11/17/00	P	1 X 1	2322	312	SC	11/17/00	MLB
125	X	P- 310 / NTI	6' W OF EEOS	DPX-300	11/17/00	P	2 X 5	2897	320	MLB	11/17/00	MLB
126	A	P- 302 / 303	15' N OF SEOS	DPF-300	11/17/00	P	1 X 4	2322	312	SC	11/17/00	MLB
126	B	P- 301 / 303	33' S OF NEOS	DPF-301	11/17/00	P	1 X 4	2322	312	SC	11/17/00	MLB
126	C	P- 303 / 304	20' N OF SEOS	DPF-302	11/17/00	P	1 X 4	2322	312	SC	11/17/00	MLB
126	D	P- 307 / 309	85' S OF NEOS	DPF-303	11/17/00	P	1 X 4	2322	312	SC	11/17/00	MLB
126	E	P- 309 / 310	9' N OF SEOS	DPF-304	11/17/00	P	1 X 4	2322	312	SC	11/17/00	MLB
126	F	P- 309 / 310	INTERSECTION WITH P-311	T	11/17/00	P	1 X 1	2322	312	SC	11/17/00	MLB
126	G	P- 310 / 311	INTERSECTION WITH P-312	T	11/17/00	P	1 X 1	2322	312	SC	11/17/00	MLB
126	H	P- 310 / 312	65' S OF NEOS	DPF-305	11/17/00	P	2 X 5	2897	320	MLB	11/17/00	MLB
126	I	P- 312 / 313	140' S OF NEOS	DPF-306	11/17/00	P	2 X 5	2897	320	MLB	11/17/00	MLB
126	J	P- 313 /	23' N OF SEOP AND 11' W OF EEOP	D	11/22/00	P	1 X 2	2392	312	CFB	11/24/00	CFB
126	K	P- 314 / 315	INTERSECTION WITH P-316	T	11/22/00	P	1 X 1	2392	312	CFB	11/24/00	SL
126	M	P- 313 / 314	172' N OF SEOP AND FROM 1' E OF WEOP TO EEOP	WB	11/20/00	P	2 X 22	2897	320	SC	11/24/00	SL

TABLE J-2
GEOMEMBRANE REPAIR SUMMARY
PRIMARY GEOMEMBRANE LINER
TRAIL RIDGE LANDFILL PHASES VA, VB, VC, AND VD
BALDWIN, FLORIDA

DEFECT CODE		SEAM, PANEL OR REPAIR NUMBER	MAPPED LOCATION(1)	DEFECT TYPE(1)	REPAIR SUMMARY						NON-DESTRUCTIVE	
					DATE	TYPE(1)	APPROX. SIZE(5)	WELDER I.D. TECH.(2)	WELDER I.D. MACH.	QA MON.(2)	TEST DATE	QA MON.(2)
126	N	P- 313 / 314	192' N OF SEOP AND FROM 1'E OF WEOP TO EEOP	WB	11/20/00	P	2 X 22	2897	320	SC	11/24/00	SL
126	P	P- 316 / 317	INTERSECTION WITH P-318	T	11/22/00	P	1 X 1	2392	312	CFB	11/24/00	CFB
126	Q	P- 315 / 316	INTERSECTION WITH P-317	T	11/22/00	P	2 X 2	2392	312	SL	11/24/00	CFB
126	R	P- 319 / 320	INTERSECTION WITH P-321	T	11/22/00	P	2 X 2	2392	312	SL	11/24/00	SL
126	S	P- 316 / 317	78' S OF NEOS	DPF-307	11/22/OO	P	1 X 3	2392	312	CFB	11/24/00	CFB
126	T	P- 318 / 319	9' N OF SEOS	DPF-308	11/22/00	P	1 X 5	2392	312	SL	11/24/00	SL
126	W	P- 317 / 318	INTERSECTION WITH P-319	T	11/22/00	P	1 X 1	2392	312	CFB	11/24/00	SL
126	X	P- 315 /	12' W OF EEOP AND 2' S OF NTI	D	11/22/00	P	2 X 2	2392	312	SL	11/24/00	SL
127	A	P- 319 / 320	47' S OF NEOS	DPF-309	11/27/00	P	1 X 4	2173	314	SC	11/27/00	SC
127	B	P- 319 /	12' W OF EEOP AND 2' S OF NTI	D	11/22/00	P	1 X 2	2392	312	SL	11/24/00	CFB
127	C	P- 317 /	12' W OF EEOP AND 2' S OF NTI	D	11/22/00	P	1 X 2	2392	312	SL	11/24/00	SL
127	D	P- 314 / NTI	12' W OF EEOS	D	11/20/00	P	1 X 1	2897	320	KG	11/24/00	SL
127	E	P- 322 / 324	87' N OF SEOS	DPF-310	11/22/00	P	1 X 5	2392	312	SL	11/24/00	CFB
127	F	P- 324 / NTI	1' S OF NEOS	EXT	11/21/00	P	1 X 23	2897	320	SC	11/24/00	SL
127	G	P- 324 / 326	90' S OF NEOS	DPF-311	11/24/00	P	1 X 4	2392	327	SL	11/24/00	CFB
127	H	P- 325 / 327	54' S OF NEOS	DPF-312	11/24/00	P	1 X 4	2897	316	CFB	11/24/00	SL
127	I	P- 327 / 329	24' S OF NEOS	DPF-313	11/24/00	P	1 X 4	2897	316	CFB	11/24/00	SL
127	J	P- 332 / 334	4' N OF SEOS	DPF-314	11/24/00	P	1 X 4	2392	327	SL	11/24/00	CFB
127	K	P- 334 / 335	124' N OF SEOS	DPF-315	11/24/00	P	1 X 4	2392	327	SL	11/24/00	CFB
127	M	P- 335 / 336	9' S OF NEOS	DPF-316	11/24/00	P	1 X 4	2897	316	CFB	11/24/00	SL
127	N	P- 336 / 338	65' S OF NEOS	DPF-317	11/24/00	P	1 X 4	2897	316	CFB	11/24/00	SL
127	P	P- 337 / 338	INTERSECTION WITH P-339	T	11/27/00	P	2 X 3	2173	314	CFB	11/27/00	SC
127	Q	P- 336 / 337	INTERSECTION WITH P-338	T	11/24/00	P	1 X 1	2392	327	SL	11/24/00	CFB
127	R	P- 335 / 336	INTERSECTION WITH P-337	T	11/24/00	P	1 X 1	2392	327	SL	11/24/00	CFB
127	S	P- 336 /	12' W OF EEOP AND 2' S OF NTI	D	11/22/00	P	1 X 2	2897	316	SC	11/24/00	SL
127	T	P- 338 /	12' W OF EEOP AND 9' S OF NTI	D	11/22/00	P	1 X 2	2897	316	KG	11/24/00	SL
127	W	P- 342 / 343	56' S OF NEOS	DPF-318	11/27/00	P	1 X 4	2173	314	CFB	11/27/00	SC
127	X	P- 344 / 345	9' S OF NEOS	DPF-319	11/27/00	P	1 X 4	2173	314	CFB	11/27/00	SC
128	A	P- 320 / 321	INTERSECTION WITH P-322	T	11/22/00	P	1 X 1	2392	312	SL	11/24/00	SL
128	B	P- 321 / 322	INTERSECTION WITH P-323	T	11/22/00	P	1 X 1	2392	312	SL	11/24/00	SL
128	C	P- 322 / 323	INTERSECTION WITH P-324	T	11/22/00	P	1 X 1	2392	312	SL	11/24/00	CFB
128	D	P- 322 /	12' W OF EEOP AND 2' S OF NTI	D	11/22/00	P	1 X 2	2392	312	SL	11/24/00	SL
128	E	P- 324 /	12' W OF EEOP AND 2' S OF NTI	D	11/22/00	P	1 X 2	2392	312	SL	11/24/00	SL

TABLE J-2
GEOMEMBRANE REPAIR SUMMARY
PRIMARY GEOMEMBRANE LINER
TRAIL RIDGE LANDFILL PHASES VA, VB, VC, AND VD
BALDWIN, FLORIDA

DEFECT CODE	SEAM, PANEL OR REPAIR NUMBER	MAPPED LOCATION(1)	DEFECT TYPE(1)	REPAIR SUMMARY						NON-DESTRUCTIVE	
				DATE	TYPE(1)	APPROX. SIZE(5)	WELDER I.D. TECH.(2)	WELDER I.D. MACH.	QA MON.(2)	TEST DATE	QA MON.(2)
128 F	P- 322 / NTI	6' W OF EEOS	D	11/21/00	P	1 X 12	2897	320	SC	11/24/00	SL
128 G	P- 330 /	12' W OF EEOP AND 3' S OF NTI	D	11/21/00	P	1 X 2	2897	316	SC	11/24/00	SL
128 H	P- 324 / 325	INTERSECTION WITH P-326	T	11/24/00	P	1 X 1	2392	327	SL	11/24/00	SL
128 I	P- 325 / 326	INTERSECTION WITH P-327	T	11/24/00	P	1 X 1	2392	327	SL	11/24/00	SL
128 J	P- 325 /	12' W OF EEOP AND 2' S OF NTI	D	11/24/00	P	1 X 2	2897	316	CFB	11/24/00	SL
128 K	P- 327 /	12' W OF EEOP AND 4' S OF NTI	D	11/21/00	P	1 X 3	2897	316	SC	11/24/00	SL
128 M	P- 326 / 327	INTERSECTION WITH P-328	T	11/24/00	P	1 X 1	2392	327	SL	11/24/00	CFB
128 N	P- 327 / 328	INTERSECTION WITH P-329	T	11/24/00	P	1 X 1	2392	327	SL	11/24/00	CFB
128 P	P- 322 / 324	120' N OF SEOS	PT	11/24/00	P	1 X 1	2392	327	SL	11/24/00	SL
128 Q	P- 322 / 324	125' N OF SEOS	PT	11/24/00	P	1 X 1	2392	327	SL	11/24/00	SL
128 R	P- 322 / 324	175' N OF SEOS	PT	11/24/00	P	1 X 1	2392	327	SL	11/24/00	SL
128 S	P- 329 /	12' W OF EEOP AND 1' S OF NTI	D	11/21/00	P	1 X 2	2897	316	SC	11/24/00	SL
128 T	P- 332 /	12' W OF EEOP AND 4' S OF NTI	D	11/21/00	P	1 X 3	2897	316	SC	11/24/00	SL
128 W	P- 329 / 330	INTERSECTION WITH P-3331	T	11/24/00	P	1 X 2	2897	316	CFB	11/24/00	SL
128 X	P- 330 / 331	INTERSECTION WITH P-332	T	11/24/00	P	1 X 2	2897	316	CFB	11/24/00	SL
129 A	P- 331 / 332	INTERSECTION WITH P-333	T	11/24/00	P	1 X 1	2392	327	SL	11/24/00	CFB
129 B	P- 332 / 333	INTERSECTION WITH P-334	T	11/24/00	P	1 X 1	2392	327	SL	11/24/00	CFB
129 C	P- 334 /	12' W OF EEOP AND 4' S OF NTI	D	11/21/00	P	2 X 2	2897	316	SC	11/24/00	SL
129 D	P- 335 /	12' W OF EEOP AND 2' S OF NTI	D	11/21/00	P	1 X 1	2897	316	SC	11/24/00	SL
129 E	P- 337 /	10' W OF EEOP AND 2' S OF NEOP	D	11/24/00	P	1 X 1	2392	327	SL	11/24/00	CFB
129 F	P- 340 /	10' W OF EEOP AND 2' S OF NEOP	D	11/22/00	P	1 X 2	2897	316	SC	11/24/00	SL
129 G	P- 341 /	10' W OF EEOP AND 2' S OF NEOP	D	11/22/00	P	1 X 2	2897	316	CFB	11/24/00	SL
129 H	P- 340 / 341	INTERSECTION WITH P-342	T	11/24/00	P	1 X 2	2897	316	CFB	11/24/00	SL
129 I	P- 338 / 339	INTERSECTION WITH P-340	T	11/27/00	P	1 X 1	2173	314	CFB	11/27/00	SC
129 J	P- 313 /	154' N OF SEOP AND 4' W OF EEOP	D	11/22/00	P	1 X 1	2392	312	SL	11/24/00	SL
129 K	P- 335 / 336	18' N OF SEOS	FM	11/24/00	P	1 X 5	2897	316	CFB	11/24/00	SL
129 M	P- 341 / 342	INTERSECTION WITH P-343	T	11/24/00	P	1 X 2	2897	316	CFB	11/24/00	SL
129 N	P- 343 /	10' W OF EEOP AND 2' S OF NEOP	D	11/22/00	P	1 X 2	2897	316	CFB	11/24/00	SL
129 P	P- 342 / 343	INTERSECTION WITH P-344	T	11/27/00	P	1 X 2	2173	314	CFB	11/27/00	SC
129 Q	P- 345 /	10' W OF EEOP AND 2' S OF NEOP	D	11/22/00	P	1 X 2	2897	316	CFB	11/24/00	SL
129 R	P- 329 / 330	9' S OF NEOS	PT	11/24/00	P	1 X 1	2897	316	CFB	11/24/00	SL
129 S	P- 346 /	10' W OF EEOP AND 2' S OF NEOP	D	11/22/00	P	2 X 2	2897	316	CFB	11/24/00	SL
129 T	P- 334 / 335	200' N OF SEOS	PT	11/24/00	P	1 X 1	2897	316	CFB	11/24/00	SL

TABLE J-2
GEOMEMBRANE REPAIR SUMMARY
PRIMARY GEOMEMBRANE LINER
TRAIL RIDGE LANDFILL PHASES VA, VB, VC, AND VD
BALDWIN, FLORIDA

DEFECT CODE	SEAM, PANEL OR REPAIR NUMBER	MAPPED LOCATION(1)	DEFECT TYPE(1)	REPAIR SUMMARY						NON-DESTRUCTIVE	
				DATE	TYPE(1)	APPROX. SIZE(5)	WELDER I.D. TECH.(2)	WELDER I.D. MACH.	QA MON.(2)	TEST DATE	QA MON.(2)
129 W	P- 335 / 336	29' N OF SEOS	PT	11/24/00	P	1 X 1	2897	316	CFB	11/24/00	SL
129 X	P- 334 / 335	250' N OF SEOS	PT	11/24/00	P	1 X 3	2897	316	CFB	11/24/00	SL
130 A	P- 345 / 346	INTERSECTION WITH P-347	T	COVERED BY 131B						-	-
130 B	P- 346 / 347	INTERSECTION WITH P-348	T	11/27/00	P	1 X 2	2897	316	SL	11/27/00	SC
130 C	P- 347 / 348	26' S OF NEOS	DPF 320	11/27/00	P	1 X 3	2173	314	SL	11/27/00	SC
130 D	P- 345 / 346	8' S OF NEOS	DPF 321	11/27/00	P	1 X 3	2897	316	SL	11/27/00	SC
130 E	P- 334 / 127K	ON DPF-315 AND 127K	DPX-302	11/24/00	P	1 X 4	2392	327	SL	11/24/00	CFB
130 F	P- 341 / 343	95' N OF SEOS	BO	11/27/00	P	1 X 1	2897	316	SL	11/27/00	SC
130 G	P- 347 / 348	90' N OF SEOS	PT	11/27/00	P	1 X 1	2173	314	SL	11/27/00	SC
130 H	P- 358 / 360	3' N OF SEOS	PT	11/27/00	P	1 X 1	2322	327	SC	11/27/00	SC
130 I	P- 343 / 345	INTERSECTION WITH NTI	T	11/27/00	P	1 X 1	2897	316	SL	11/27/00	SC
130 J	P- 361 / 362	INTERSECTION WITH P-363	T	12/01/00	P	1 X 1	2897	316	SC	12/01/00	SC
130 K	P- 364 /	12' W OF EEOP AND 2' S OF NTI	D	11/30/00	P	1 X 2	2897	316	SL	12/01/00	SC
130 M	P- 362 / 363	INTERSECTION WITH P-364	T	12/01/00	P	1 X 1	2897	316	SC	12/01/00	SC
130 N	P- 363 / 364	INTERSECTION WITH P-365	T	11/30/00	P	1 X 1	2173	314	SL	12/01/00	SC
130 P	P- 364 / 365	INTERSECTION WITH P-366	T	11/30/00	P	1 X 4	2173	314	SL	12/01/00	SC
130 Q	P- 361 / 363	12' S OF NEOS	FM	12/01/00	P	2 X 4	2897	316	SC	12/01/00	SC
130 R	P- 362 / NTI	12' W OF EEOS	D	11/30/00	P	1 X 1	2897	316	SL	12/01/00	SC
130 S	P- 366 /	12' W OF EEOP AND 2' S OF NTI	D	11/30/00	P	1 X 2	2897	316	SL	12/01/00	SC
130 T	P- 364 / NTI	4' W OF EEOS	DPX-304	11/30/00	P	1 X 3	2897	316	SL	12/01/00	SC
130 W	P- 367 /	12' W OF EEOP AND 2' S OF NTI	D	01/13/01	P	1 X 1	2897	320	CFB	01/15/01	CFB
130 X	P- 366 / 367	INTERSECTION WITH P-368	T	12/01/00	P	1 X 1	2897	316	SC	12/01/00	SC
131 A	P- 343 / 344	INTERSECTION WITH P-345	T	11/27/00	P	1 X 2	2173	314	CFB	11/27/00	SC
131 B	P- 345 / 346	INTERSECTION WITH P-347	T	11/27/00	P	1 X 1	2897	316	SL	11/27/00	SC
131 C	P- 338 /	15' W OF EEOP AND 2' S OF NTI	D	11/22/00	P	1 X 1	2897	316	CFB	11/24/00	SL
131 D	P- 348 /	10' W OF EEOP AND 5' S OF NTI	D	11/22/00	P	1 X 2	2897	316	CFB	11/24/00	SL
131 E	P- 346 / 347	INTERSECTION WITH P-348	T	COVERED BY 130B						-	-
131 F	P- 347 / 348	INTERSECTION WITH P-349	T	11/27/00	P	1 X 2	2322	327	CFB	11/27/00	SC
131 G	P- 334 / 335	214' N OF SEOS	PT	11/24/00	P	1 X 1	2897	316	CFB	11/24/00	SL
131 H	P- 348 / NTI	2' E OF WEOS	DPX-301	11/22/00	P	1 X 4	2897	316	CFB	11/24/00	SL
131 I	P- 336 / 337	10' E OF WEOS	PT	11/24/00	P	1 X 1	2392	327	SL	11/24/00	CFB
131 J	P- 350 /	10' E OF WEOP AND 2' S OF NTI	D	11/24/00	P	1 X 1	2897	316	CFB	11/27/00	SC
131 K	P- 351 /	10' E OF WEOP AND 2' S OF NTI	D	11/27/00	P	1 X 1	2897	316	SC	11/27/00	SC

TABLE J-2
GEOMEMBRANE REPAIR SUMMARY
PRIMARY GEOMEMBRANE LINER
TRAIL RIDGE LANDFILL PHASES VA, VB, VC, AND VD
BALDWIN, FLORIDA

DEFECT CODE	SEAM, PANEL OR REPAIR NUMBER	MAPPED LOCATION(1)	DEFECT TYPE(1)	REPAIR SUMMARY						NON-DESTRUCTIVE	
				DATE	TYPE(1)	APPROX. SIZE(5)	WELDER I.D. TECH.(2)	WELDER I.D. MACH.	QA MON.(2)	TEST DATE	QA MON.(2)
131 M	P- 348 / 349	INTERSECTION WITH P-350	T	11/27/00	P	1 X 1	2322	327	CFB	11/27/00	SC
131 N	P- 350 / 351	INTERSECTION WITH P-352	T	11/27/00	P	1 X 1	2897	316	SC	11/27/00	SC
131 P	P- 351 / 352	INTERSECTION WITH P-353	T	11/27/00	P	2 X 3	2897	316	SC	11/27/00	SC
131 Q	P- 353 /	10' W OF EEOP AND 5' S OF NTI	D	11/27/00	P	2 X 3	2897	316	SL	11/27/00	SC
131 R	P- 352 / 353	INTERSECTION WITH P-354	T	11/27/00	P	1 X 2	2322	327	CFB	11/27/00	SC
131 S	P- 353 / 354	INTERSECTION WITH P-355	T	11/27/00	P	1 X 3	2322	327	CFB	11/27/00	SC
131 T	P- 355 /	10' W OF EEOP AND 5' S OF NTI	D	11/27/00	P	1 X 2	2897	316	SL	11/27/00	SC
131 W	P- 354 /	17' W OF EEOP AND 1' SOF NTI	D	11/27/00	P	1 X 1	2322	327	CFB	11/27/00	SC
131 X	P- 354 /	5' W OF EEOP AND 1' S OF NTI	D	11/27/00	P	1 X 1	2322	327	CFB	11/27/00	SC
132 A	P- 354 / 355	32' N OF SEOS	DPF-322	11/27/00	P	1 X 4	2322	327	SC	11/27/00	SC
132 B	P- 352 / 353	22' N OF SEOS	DPF-323	11/27/00	P	1 X 4	2322	327	CFB	11/27/00	SC
132 C	P- 356 / 357	INTERSECTION WITH P-358	INT	11/27/00	P	1 X 1	2322	327	CFB	11/27/00	SC
132 D	P- 356 /	10' W OF EEOP AND 2' S OF NEOP	D	11/27/00	P	1 X 2	2897	316	SC	11/27/00	SC
132 E	P- 357 /	10' W OF EEOP AND 2' S OF NEOP	D	11/27/00	P	1 X 2	2897	316	SC	11/27/00	SL
132 F	P- 359 /	10' W OF EEOP AND 2' S OF NEOP	D	11/27/00	P	1 X 2	2897	316	SC	11/27/00	SL
132 G	P- 357 / 358	INTERSECTION WITH P-359	T	11/27/00	P	1 X 2	2322	327	CFB	11/27/00	SC
132 H	P- 360 /	15' E OF EEOP AND 10' N OF SEOP	D	11/27/00	P	1 X 1	2322	327	SC	11/27/00	SC
132 I	P- 360 /	15' E OF WEOP AND 4' N OF SEOP	D	11/27/00	P	1 X 1	2322	327	SC	11/27/00	SC
132 J	P- 358 / 359	INTERSECTION WITH P-360	T	11/27/00	P	1 X 1	2322	327	SC	11/27/00	SC
132 K	P- 359 / 360	3' E OF WEOS	DPF-325	11/27/00	P	1 X 4	2322	327	SC	11/27/00	SC
132 M	P- 359 / 360	INTERSECTION WITH P-361	T	11/27/00	P	1 X 1	2322	327	SC	11/27/00	SC
132 N	P- 361 /	10' W OF EEOP AND 3' S OF NEOP	D	11/30/00	P	1 X 2	2897	316	SL	12/01/00	SL
132 P	P- 356 / 357	11' N OF SEOS	DPF-324	11/27/00	P	1 X 3	2322	327	CFB	11/27/00	SC
132 Q	P- 347 / 348	ON DPF-320 AND 130C	DPX-303	11/27/00	P	1 X 3	2173	314	SL	11/27/00	SC
132 R	P- 345 / 347	2' N OF SEOS	PT	11/27/00	P	1 X 2	2173	314	SL	11/27/00	SC
132 S	P- 361 / 363	148' OF N OF SEOS	DPF-326	11/30/00	P	1 X 3	2173	314	SL	12/01/00	SC
132 T	P- 363 / 365	45' N OF SEOS	DPF-327	11/30/00	P	1 X 1	2173	314	SL	12/01/00	SC
132 W	P- 364 / 366	12' S OF NEOS	DPF-328	12/01/00	P	1 X 4	2897	316	SC	12/01/00	SC
132 X	P- 366 / 368	50' S OF NEOS	DPF-329	11/30/00	P	1 X 4	2173	314	SL	12/01/00	SC
133 A	P- 361 / 363	9' S OF NEOS	PT	12/01/00	P	1 X 1	2897	316	SC	12/01/00	SC
133 B	P- 350 /	2' W OF EEOP AND FROM SEOP TO 10' N	WR	12/04/00	G&W	12'	2322	316	SL	12/11/00	KG
133 C	P- 369 / 370	105' W OF EEOS	DPF-330	01/15/01	P	1 X 4	2897	320	KG	01/15/01	KG
133 D	P- 373 / 374	7' N OF SEOS	DPF-331	01/16/01	P	1 X 4	2897	320	CFB	01/16/01	CFB

TABLE J-2
GEOMEMBRANE REPAIR SUMMARY
PRIMARY GEOMEMBRANE LINER
TRAIL RIDGE LANDFILL PHASES VA, VB, VC, AND VD
BALDWIN, FLORIDA

DEFECT CODE		SEAM, PANEL OR REPAIR NUMBER	MAPPED LOCATION(1)	DEFECT TYPE(1)	REPAIR SUMMARY						NON-DESTRUCTIVE	
					DATE	TYPE(1)	APPROX. SIZE(5)	WELDER I.D. TECH.(2)	WELDER I.D. MACH.	QA MON.(2)	TEST DATE	QA MON.(2)
133	E	P- - / -	VOID	-	-	-	-	-	-	-	-	-
133	F	P- 367 / 368	INTERSECTION WITH P-373	OTHER	01/15/01	P	3 X 20	2897	320	KG	01/16/01	CFB
133	G	P- 368 / 373	2' N OF SEOS	OTHER	01/15/01	2P	1 X 10;3 X 19	2897	320	KG	01/16/01	SC
133	H	P- 375 / SEC	9' N OF SEOS	D	01/16/01	G&W	9	2322	314	KG	01/16/01	SC
133	I	P- 377 / 381	INTERSECTION WITH P-382	T	01/16/01	P	1 X 1	2392	314	SC	01/16/01	SC
133	J	P- 373 / 374	INTERSECTION WITH P-378	T	01/16/01	P	1 X 1	2897	320	CFB	01/16/01	CFB
133	K	P- 368 / 376	58' N OF SEOS	DPF-332	01/16/01	P	1 X 4	2392	314	SC	01/16/01	SC
133	M	P- 374 / 379	38' E OF WEOS	D	01/16/01	P	1 X 2	2897	320	CFB	01/16/01	CFB
133	N	P- - / -	VOID	-	-	-	-	-	-	-	-	-
133	P	P- 379 /	39' E OF WEOP AND 7' N OF SEOP	D	01/15/01	P	1 X 2	2897	320	KG	01/16/01	CFB
133	Q	P- 377 / 382	INTERSECTION WITH P-383	T	01/16/01	P	1 X 1	2392	314	SC	01/16/01	SC
133	R	P- 373 / 376	6' W OF EEOS	DPF-333	01/16/01	P	1 X 4	2897	320	SL	01/16/01	SC
133	S	P- 378 / 381	66' E OF WEOS	D	01/16/01	P	1 X 1	2897	320	SL	01/16/01	CFB
133	T	P- 382 / 383	59' E OF WEOS	DPF-334	01/16/00	P	1 X 4	2322	314	KG	01/16/01	SC
133	W	P- 384 / 385	17' E OF WEOS	DPF-335	01/16/01	P	1 X 4	2392	314	SC	01/16/01	SC
133	X	P- 378 /	BOOT/SKIRT	BS	01/16/01	P	50	7534	316	SL	01/16/01	*SC
134	A	P- 367 / 369	INTERSECTION WITH P-370	T	01/15/01	P	1 X 2	2897	320	CFB	01/15/01	KG
134	B	P- 367 / 370	INTERSECTION WITH P-371	T	01/15/01	P	1 X 1	2897	320	CFB	01/15/01	KG
134	C	P- 372 / 373	INTERSECTION WITH P-374	T	01/15/01	P	1 X 2	2897	320	KG	01/16/01	CFB
134	D	P- 372 / 374	INTERSECTION WITH P-375	T	01/15/01	P	1 X 2	2897	320	KG	01/15/01	KG
134	E	P- 367 / 371	INTERSECTION WITH P-372	T	01/15/01	P	1 X 2	2897	320	CFB	01/15/01	KG
134	F	P- 367 / 372	INTERSECTION WITH P-373	T	01/15/01	P	1 X 2	2897	320	KG	01/16/01	CFB
134	G	P- 369 / NTI	144' E OF WEOS	DPX-305	01/13/01	P	1 X 4	2897	320	SC	01/15/01	KG
134	H	P- 368 / 373	INTERSECTION WITH P-376	T	COVERED BY 133G						-	-
134	I	P- 373 / 376	INTERSECTION WITH P-377	T	01/16/01	P	1 X 2	2897	320	CFB	01/16/01	CFB
134	J	P- 373 / 377	INTERSECTION WITH P-378	T	01/16/01	P	1 X 2	2897	320	SL	01/16/01	SC
134	K	P- 374 / 378	INTERSECTION WITH P-379	T	01/16/01	P	1 X 2	2897	320	CFB	01/16/01	CFB
134	M	P- 374 / 379	INTERSECTION WITH P-380	T	01/16/01	P	2 X 2	2897	320	CFB	01/16/01	CFB
134	N	P- 374 / 375	INTERSECTION WITH P-380	T	01/16/01	P	1 X 2	2897	320	CFB	01/16/01	CFB
134	P	P- 377 / 378	INTERSECTION WITH P-381	T	01/16/01	P	2 X 2	2897	320	SL	01/16/01	SC
134	Q	P- 377 / 383	INTERSECTION WITH P-384	T	01/16/01	P	1 X 1	2392	314	SC	01/16/01	SC
134	R	P- 377 / 384	INTERSECTION WITH P-385	T	01/16/01	P	1 X 1	2392	314	SC	01/16/01	SC
134	S	P- 377 / 385	INTERSECTION WITH P-386	T	01/16/01	P	1 X 1	2392	314	SC	01/16/01	SC

TABLE J-2
GEOMEMBRANE REPAIR SUMMARY
PRIMARY GEOMEMBRANE LINER
TRAIL RIDGE LANDFILL PHASES VA, VB, VC, AND VD
BALDWIN, FLORIDA

DEFECT CODE		SEAM, PANEL OR REPAIR NUMBER	MAPPED LOCATION(1)	DEFECT TYPE(1)	REPAIR SUMMARY						NON-DESTRUCTIVE	
					DATE	TYPE(1)	APPROX. SIZE(5)	WELDER I.D. TECH.(2)	WELDER I.D. MACH.	QA MON.(2)	TEST DATE	QA MON.(2)
134	T	P- 377 / 386	INTERSECTION WITH P-387	T	01/16/01	P	1 X 1	2392	314	SC	01/16/01	SC
134	W	P- 377 / 387	INTERSECTION WITH P-388	T	01/16/01	P	1 X 1	2392	314	SC	01/16/01	SC
134	X	P- 378 / 381	55' E OF WEOS	PT	01/16/01	P	1 X 1	2897	320	SL	01/16/01	CFB
135	A	P- 378 / 381	30' W OF EEOS	PT	01/16/01	P	1 X 1	2897	320	SL	01/16/01	CFB
135	B	P- RP-1 / RP-2	EEOS	D	01/16/01	P	2 X 6	2897	320	SL	01/16/01	SC
135	C	P- RP-1 / RP-2	WEOS	D	01/16/01	P	2 X 2	2897	320	SL	01/16/01	SC
135	D	P- - / -	DID NOT USE		-	-	-	-	-	-	-	-
135	E	P- - / -	DID NOT USE		-	-	-	-	-	-	-	-
135	F	P- - / -	DID NOT USE		-	-	-	-	-	-	-	-
135	G	P- - / -	DID NOT USE		-	-	-	-	-	-	-	-
135	H	P- - / -	DID NOT USE		-	-	-	-	-	-	-	-
135	I	P- - / -	DID NOT USE		-	-	-	-	-	-	-	-
135	J	P- - / -	DID NOT USE		-	-	-	-	-	-	-	-
135	K	P- - / -	DID NOT USE		-	-	-	-	-	-	-	-
135	M	P- - / -	DID NOT USE		-	-	-	-	-	-	-	-
135	N	P- - / -	DID NOT USE		-	-	-	-	-	-	-	-
135	P	P- - / -	DID NOT USE		-	-	-	-	-	-	-	-
135	Q	P- - / -	DID NOT USE		-	-	-	-	-	-	-	-
135	R	P- - / -	DID NOT USE		-	-	-	-	-	-	-	-
135	S	P- - / -	DID NOT USE		-	-	-	-	-	-	-	-
135	T	P- - / -	DID NOT USE		-	-	-	-	-	-	-	-
135	W	P- - / -	DID NOT USE		-	-	-	-	-	-	-	-
135	X	P- - / -	DID NOT USE		-	-	-	-	-	-	-	-
PHASE VB												
625	A	P- 601 / 602	INTERSECTION WITH P-603	T	02/06/01	P	1 X 1	2392	316	SL	02/08/01	KG
625	B	P- 602 / 603	INTERSECTION WITH P-604	T	02/06/01	P	2 X 3	2392	316	SL	02/08/01	KG
625	C	P- 603 / 604	INTERSECTION WITH P-605	T	02/06/01	P	1 X 2	2392	316	SL	02/08/01	KG
625	D	P- 604 / 605	INTERSECTION WITH P-606	T	02/06/01	P	1 X 2	2392	316	SL	02/08/01	KG
625	E	P- 606 / 607	INTERSECTION WITH P-608	T	02/06/01	P	1 X 2	2392	316	SL	02/08/01	KG
625	F	P- 607 / 608	INTERSECTION WITH P-609	T	02/06/01	P	1 X 1	2392	316	SL	02/08/01	KG
625	G	P- 608 / 609	INTERSECTION WITH P-610	T	02/06/01	P	1 X 2	2392	316	SL	02/08/01	KG

TABLE J-2
GEOMEMBRANE REPAIR SUMMARY
PRIMARY GEOMEMBRANE LINER
TRAIL RIDGE LANDFILL PHASES VA, VB, VC, AND VD
BALDWIN, FLORIDA

DEFECT CODE	SEAM, PANEL OR REPAIR NUMBER	MAPPED LOCATION(1)	DEFECT TYPE(1)	REPAIR SUMMARY						NON-DESTRUCTIVE	
				DATE	TYPE(1)	APPROX. SIZE(5)	WELDER I.D. TECH.(2)	WELDER I.D. MACH.	QA MON.(2)	TEST DATE	QA MON.(2)
625 H	P- 611 / 612	INTERSECTION WITH P-613	T	02/09/01	P	1 X 2	2322	316	SL	02/09/01	SL
625 I	P- 612 / 613	INTERSECTION WITH P-614	T	02/09/01	P	1 X 2	2322	316	SL	02/09/01	SL
625 J	P- 613 / 614	INTERSECTION WITH P-615	T	02/08/01	P	1 X 4	2392	316	SL	02/10/01	CFB
625 K	P- 616 / 617	INTERSECTION WITH P-618	T	02/09/01	P	1 X 1	2322	315	CFB	02/10/01	SC
625 M	P- 614 / 615	INTERSECTION WITH P-616	T	02/08/01	P	1 X 2	2392	316	SL	02/09/01	SL
625 N	P- 617 / 618	INTERSECTION WITH P-619	T	02/09/01	P	1 X 1	2322	315	CFB	02/10/01	SC
625 P	P- 618 / 619	INTERSECTION WITH P-620	T	02/08/01	P	1 X 2	2392	316	SL	02/09/01	SL
625 Q	P- 619 / 620	INTERSECTION WITH P-621	T	02/08/01	P	1 X 1	2392	316	SL	02/09/01	SL
625 R	P- 609 / 610	INTERSECTION WITH P-611	T	02/09/01	P	1 X 2	2322	316	SL	02/09/01	SL
625 S	P- 609 / 611	20' N OF 626M	PT	02/09/01	P	1 X 1	2322	315	CFB	02/10/01	SC
625 T	P- 621 / 622	45' N OF SEOS	DPF-608	02/08/01	P	1 X 4	2392	316	SL	02/09/01	SL
625 W	P- 622 / 624	20' N OF SEOS	DPF-609	02/08/01	P	1 X 4	2392	316	SL	02/09/01	SL
625 X	P- 623 / 625	43' N OF SEOS	DPF-610	02/09/01	P	1 X 4	2322	315	CFB	02/10/01	SC
626 A	P- 600 / 601	205' N OF SEOS	DPF-600	02/06/01	P	1 X 4	2392	316	SL	02/08/01	KG
626 B	P- 601 / 603	135' N OF SEOS	DPF-601	02/06/01	P	1 X 4	2392	316	SL	02/08/01	KG
626 C	P- 604 / 606	259' N OF SEOS	DPF-602	02/06/01	P	1 X 4	2392	316	SL	02/08/01	KG
626 D	P- 606 / 608	43' N OF SEOS	DPF-603	02/06/01	P	1 X 4	2392	316	SL	02/08/01	KG
626 E	P- 611 / 612	65' N OF SEOS	DPF-604	02/09/01	P	1 X 4	2322	315	CFB	02/10/01	SC
626 F	P- 613 / 614	70' N OF SEOS	DPF-605	02/09/01	P	1 X 4	2322	316	SL	02/09/01	SL
626 G	P- 611 / 612	43' S OF NEOS	WS	02/09/01	P	1 X 3	2322	315	CFB	02/10/01	SC
626 H	P- 611 / NTI	15' E OF WEOS	DPX-600	02/09/01	P	2 X 4	2322	315	CFB	02/09/01	SC
626 I	P- 614 / 616	47' N OF SEOS	BO	02/08/01	P	1 X 1	2392	316	SL	02/09/01	SL
626 J	P- 616 / 617	55' N OF SEOS	DPF-606	02/09/01	P	1 X 4	2322	315	CFB	02/09/01	SL
626 K	P- 618 / 619	22' N OF SEOS	DPF-607	02/08/01	P	1 X 4	2392	316	SL	02/09/01	SL
626 M	P- 609 / 611	149' N OF SEOS	WS	02/09/01	P	1 X 2	2322	315	CFB	02/10/01	SC
626 N	P- 610 / 611	13' N OF SEOS	D	02/09/01	P	1 X 6	2322	316	CFB	02/14/01	CFB
626 P	P- 622 / 623	INTERSECTION WITH P-624	T	02/09/01	P	2 X 2	2322	316	SL	02/09/01	SC
626 Q	P- 623 / 624	INTERSECTION WITH P-625	T	02/09/01	P	1 X 2	2322	316	SL	02/09/01	SL
626 R	P- 624 / 625	INTERSECTION WITH P-626	T	02/08/01	P	1 X 1	2392	316	SL	02/09/01	SL
626 S	P- 625 / 626	INTERSECTION WITH P-627	T	02/08/01	P	1 X 1	2392	316	SL	02/09/01	SL
626 T	P- 627 / 628	INTERSECTION WITH P-629	T	02/09/01	P	1 X 2	2322	316	SL	02/09/01	SL
626 W	P- 628 / 629	INTERSECTION WITH P-630	T	02/09/01	P	1 X 2	2322	316	SL	02/09/01	SL
626 X	P- 629 / 630	INTERSECTION WITH P-631	T	02/08/01	P	1 X 2	2392	316	SL	02/09/01	SL

TABLE J-2
GEOMEMBRANE REPAIR SUMMARY
PRIMARY GEOMEMBRANE LINER
TRAIL RIDGE LANDFILL PHASES VA, VB, VC, AND VD
BALDWIN, FLORIDA

DEFECT CODE	SEAM, PANEL OR REPAIR NUMBER	MAPPED LOCATION(1)	DEFECT TYPE(1)	REPAIR SUMMARY						NON-DESTRUCTIVE	
				DATE	TYPE(1)	APPROX. SIZE(5)	WELDER I.D. TECH.(2)	WELDER I.D. MACH.	QA MON.(2)	TEST DATE	QA MON.(2)
627 A	P- 625 / 627	74' N OF SEOS	BO	02/09/01	P	1 X 1	2322	316	SL	02/09/01	SL
627 B	P- 625 / 627	79' N OF 627A	DPF-611	02/09/01	P	1 X 4	2322	316	SL	02/09/01	SL
627 C	P- 630 / 632	12' N OF SEOS	DPF-612	02/08/01	P	1 X 4	2392	316	SL	02/09/01	SL
627 D	P- 633 / 634	5' W OF EEOS	DPF-613	02/09/01	P	1 X 4	2322	316	CFB	02/10/01	SC
627 E	P- 633 / 634	INTERSECTION WITH P-635	T	02/09/01	P	1 X 2	2322	316	SL	02/10/01	SC
627 F	P- 634 / 635	INTERSECTION WITH P-636	T	02/08/01	P	1 X 2	2392	316	SL	02/09/01	SL
627 G	P- 635 /	NEOP, 3' X 23'	EXT	02/08/01	C	3 X 23	2897	320	CFB	02/10/01	SC
627 H	P- 635 / 636	INTERSECTION WITH P-637	T	02/09/01	P	2 X 2	2322	316	CFB	02/10/01	SC
627 I	P- 637 / 638	INTERSECTION WITH P-639	T	02/09/01	P	1 X 2	2322	316	CFB	02/10/01	SC
627 J	P- 638 / NTI	12' W OF EEOS	D	02/08/01	P	1 X 1	2897	320	CFB	02/10/01	SC
627 K	P- 638 / 639	INTERSECTION WITH P-640	T	02/09/01	P	1 X 1	2322	316	CFB	02/10/01	SC
627 M	P- 641 / 642	INTERSECTION WITH P-643	T	02/09/01	P	1 X 1	2322	316	CFB	02/10/01	SC
627 N	P- 642 / 643	INTERSECTION WITH P-644	T	02/09/01	P	1 X 1	2322	316	CFB	02/10/01	SC
627 P	P- 645 / 646	INTERSECTION WITH P-647	T	02/09/01	P	1 X 2	2322	316	SL	02/10/01	SC
627 Q	P- 642 / NTI	2' E OF WEOS	DPX-601	02/09/01	P	1 X 4	2322	315	CFB	02/10/01	SC
627 R	P- 645 /	15' W OF EEOP AND 1' S OF NEOP	D	02/09/01	P	1 X 1	2897	320	CFB	02/10/01	SC
627 S	P- 646 / 647	INTERSECTION WITH P-648	T	02/15/01	P	1 X 2	2173	314	SC	02/15/01	SC
627 T	P- 646 / 648	55' N OF SEOS	PT	02/15/01	P	1 X 1	2173	314	SC	02/15/01	SC
627 W	P- 648 / 649	INTERSECTION WITH P-650	T	02/15/01	P	1 X 1	2173	314	SC	02/15/01	SC
627 X	P- 649 / 650	INTERSECTION WITH P-651	T	02/15/01	P	1 X 1	2173	314	SC	02/15/01	CFB
628 A	P- 630 / 631	INTERSECTION WITH P-632	T	02/08/01	P	1 X 1	2392	316	SL	02/09/01	SL
628 B	P- 632 / 633	INTERSECTION WITH P-634	T	02/09/01	P	1 X 1	2322	316	SL	02/09/01	SL
628 C	P- 635 / 637	100' N OF SEOS	DPF-614	02/09/01	P	1 X 4	2322	316	SL	02/10/01	SC
628 D	P- 635 / 637	125' N OF SEOS	FM	02/09/01	2P	2 X 17, 1 X 3	2322	316	SL	02/10/01	SC
628 E	P- 637 / 638	5' N OF SEOS	DPF-615	02/09/01	P	1 X 4	2322	316	CFB	02/10/01	SC
628 F	P- 641 / 643	55' S OF NEOS	DPF-616	02/09/01	P	1 X 4	2322	315	CFB	02/10/01	SC
628 G	P- 643 / 644	26' N OF SEOS	DPF-617	02/09/01	P	1 X 4	2322	315	CFB	02/10/01	SC
628 H	P- 637 / 639	20' S OF NEOS	SB	02/09/01	P	1 X 2	2322	316	CFB	02/10/01	SC
628 I	P- 644 / 645	42' S OF NEOS	DPF-618	02/09/01	P	1 X 4	2322	315	CFB	02/13/01	CFB
628 J	P- 645 / 646	33' S OF NEOS	DPF-619	02/09/01	P	1 X 4	2322	315	CFB	02/10/01	SC
628 K	P- 613 / 614	ON 626E	DPX-602	02/09/01	P	1 X 4	2322	316	SL	02/09/01	SL
628 M	P- 636 / SEC	10' E OF WEOS	DPX-603	02/10/01	P	1 X 4	2897	320	KG	02/10/01	SC
628 N	P- 644 / 645	INTERSECTION WITH NTI	FS	02/13/01	P	1 X 1	2322	314	CFB	02/13/01	CFB

TABLE J-2
GEOMEMBRANE REPAIR SUMMARY
PRIMARY GEOMEMBRANE LINER
TRAIL RIDGE LANDFILL PHASES VA, VB, VC, AND VD
BALDWIN, FLORIDA

DEFECT CODE		SEAM, PANEL OR REPAIR NUMBER	MAPPED LOCATION(1)	DEFECT TYPE(1)	REPAIR SUMMARY						NON-DESTRUCTIVE	
					DATE	TYPE(1)	APPROX. SIZE(5)	WELDER I.D. TECH.(2)	WELDER I.D. MACH.	QA MON.(2)	TEST DATE	QA MON.(2)
628	P	P- - / -	VOID		-	-	-	-	-	-	-	-
628	Q	P- - / -	VOID		-	-	-	-	-	-	-	-
628	R	P- 648 / 649	64' S OF NEOS	DPF-620	02/15/01	P	1 X 4	2173	314	SC	02/15/01	SC
628	S	P- 649 / 651	54' S OF NEOS	DPF-621	02/15/01	P	1 X 4	2173	314	SC	02/15/01	SC
628	T	P- 654 / 655	31' N OF SEOS	DPF-622	02/15/01	P	1 X 4	2173	314	SC	02/15/01	SC
628	W	P- 657 / 658	10' E OF WEOS	DPF-623	03/21/01	P	1 X 4	2897	320	CFB	03/21/01	CFB
628	X	P- 659 / 661	30' E OF WEOS	DPF-624	03/21/01	P	1 X 4	2897	320	CFB	03/21/01	CFB
629	A	P- 651 / 652	INTERSECTION WITH P-653	T	02/15/01	P	1 X 1	2173	314	SC	02/15/01	CFB
629	B	P- 652 / 653	INTERSECTION WITH P-654	T	02/15/01	P	1 X 1	2173	314	SC	02/15/01	CFB
629	C	P- 654 / 655	INTERSECTION WITH P-656	T	02/15/01	P	1 X 1	2173	314	SC	02/15/01	SC
629	D	P- 648 / 650	40' N OF SEOS	PT	02/15/01	P	1 X 5	2173	314	SC	02/15/01	SC
629	E	P- 654 / 655	ON 628T	DPX-604	02/15/01	P	1 X 4	2173	314	SC	02/15/01	SC
629	F	P- 650 / SEC	6' E OF WEOS	DPX-605	02/15/01	P	1 X 4	2897	320	SC	02/15/01	SC
629	G	P- - / -	VOID		-	-	-	-	-	-	-	-
629	H	P- - / -	VOID		-	-	-	-	-	-	-	-
629	I	P- 658 / 659	INTERSECTION WITH P-660	T	03/17/01	P	2 X 3	2897	320	SC	03/21/01	CFB
629	J	P- 659 / 660	INTERSECTION WITH P-661	T	03/17/01	P	1 X 2	2897	320	SC	03/21/01	CFB
629	K	P- 657 / NTI	10' W OF EEOS	DPX-606	03/21/01	P	1 X 4	2897	320	CFB	03/21/01	CFB
629	M	P- 655 / 661	INTERSECTION WITH P-662	T	COVERED BY 630D						-	-
629	N	P- 655 / 660	INTERSECTION WITH P-661	T	03/21/01	P	1 X 2	2897	320	CFB	03/21/01	CFB
629	P	P- 655 / 658	INTERSECTION WITH P-660	T	03/21/01	P	1 X 3	2897	320	CFB	03/21/01	CFB
629	Q	P- 655 / 657	INTERSECTION WITH P-658	T	03/21/01	P	1 X 2	2897	320	CFB	03/21/01	CFB
629	R	P- 662 / 663	2' W OF EEOS	DPF-625	03/21/01	P	1 X 4	2897	320	CFB	03/21/01	CFB
629	S	P- 663 / 664	2' W OF EEOS	DPF-626	03/21/01	P	1 X 4	2897	320	CFB	03/21/01	CFB
629	T	P- 657 / 658	INTERSECTION WITH P-662	T	03/21/01	P	1 X 3	2897	320	CFB	03/21/01	CFB
629	W	P- 658 / 659	INTERSECTION WITH P-663	T	03/21/01	P	2 X 3	2897	320	CFB	03/21/01	CFB
629	X	P- 659 / 661	INTERSECTION WITH P-664	T	03/21/01	P	1 X 8	2897	320	CFB	03/21/01	CFB
630	A	P- 657 / 662	5' N OF SEOS	PT	03/21/01	P	1 X 1	2897	320	CFB	03/21/01	CFB
630	B	P- 655 / 656	INTERSECTION WITH P-66	T	03/23/01	P	1 X 2	2322	314	CFB	03/23/01	CFB
630	C	P- 656 / 666	7' S OF NEOS	BO	03/23/01	P	1 X 3	2322	314	CFB	03/23/01	CFB
630	D	P- 655 / 666	NEOS (8' X 12')	D	03/23/01	P	8 X 12	2322	314	CFB	03/23/01	CFB
630	E	P- 666 / 667	1' N OF CT	BO	03/28/01	P	3 X 6	2897	320	SC	03/29/01	CFB
630	F	P- 667 / 668	15' N OF SEOS	DPF-627	04/02/01	P	1 X 4	2897	320	SL	04/02/01	KG

TABLE J-2
GEOMEMBRANE REPAIR SUMMARY
PRIMARY GEOMEMBRANE LINER
TRAIL RIDGE LANDFILL PHASES VA, VB, VC, AND VD
BALDWIN, FLORIDA

DEFECT CODE		SEAM, PANEL OR REPAIR NUMBER	MAPPED LOCATION(1)	DEFECT TYPE(1)	REPAIR SUMMARY						NON-DESTRUCTIVE	
					DATE	TYPE(1)	APPROX. SIZE(5)	WELDER I.D. TECH.(2)	WELDER I.D. MACH.	QA MON.(2)	TEST DATE	QA MON.(2)
630	G	P- 668 / 669	43' S OF NEOS	FM	03/28/01	P	2 X 4	2897	320	SC	04/02/01	KG
630	H	P- 668 / 669	25' N OF SEOS	D	COVERED BY 631D			-	-	-	-	-
630	I	P- 672 / 673	INTERSECTION WITH P-674	T	03/28/01	P	1 X 2	2897	320	SC	03/29/01	CFB
630	J	P- 670 / 672	INTERSECTION WITH P-673	T	03/28/01	P	1 X 2	2897	320	SC	03/29/01	CFB
630	K	P- 661 / 666	INTERSECTION WITH P-667	T	03/29/01	P	4 X 3	2897	320	CFB	03/29/01	CFB
630	M	P- 661 / 667	INTERSECTION WITH P-668	T	03/29/01	P	1 X 1	2897	320	CFB	03/29/01	CFB
630	N	P- 665 / 671	13' E OF WEOS	DPF-628	03/29/01	P	1 X 2	2322	314	CFB	03/29/01	CFB
630	P	P- 661 / 665	INTERSECTION WITH P-671	T	03/29/01	P	1 X 2	2322	314	CFB	04/02/01	KG
630	Q	P- 661 / 670	INTERSECTION WITH P-671	T	03/28/01	P	3 X 3	2897	320	SC	03/29/01	CFB
630	R	P- 670 / 671	INTERSECTION WITH P-672	T	03/28/01	P	3 X 8	2897	320	SC	03/29/01	CFB
630	S	P- 661 / 669	INTERSECTION WITH P-670	T	03/29/01	P	1 X 2	2322	314	CFB	03/29/01	CFB
630	T	P- 661 / 668	INTERSECTION WITH P-669	T	03/29/01	P	1 X 2	2322	314	CFB	03/29/01	CFB
630	W	P- 661 / 668	5' W OF EEOS	D	03/29/01	P	1 X 1	2897	320	CFB	03/29/01	CFB
630	X	P- 672 / 674	10' E OF WEOS	PT	03/29/01	P	1 X 1	2322	314	CFB	03/29/01	CFB
631	A	P- 670 /	10' W OF EEOP AND 6' S OF NEOP	D	04/02/01	P	2 X 2	2897	320	SL	04/02/01	KG
631	B	P- 661 / 670	4' W OF EEOS	BO	03/29/01	P	1 X 4	2322	314	CFB	03/29/01	CFB
631	C	P- 669 / SEC	4' W OF EEOS	DPX-607	04/02/01	P	1 X 5	2322	118	KG	04/02/01	KG
631	D	P- 668 /	25' N OF SEOS	BOOT/SKIRT	04/02/01	BOOT/SKIRT	14 X 35	7539	314	SC	04/02/01	KG
631	E	P- RP-2 / RP-3	20' N OF SEOS	WS	04/02/01	P	1 X 1	2897	320	SL	04/02/01	KG
631	F	P- RP-2 /	20' S OF NEOP, 11' E OF WEOP	CR	04/02/01	P	1 X 4	2897	320	SL	04/02/01	KG
631	G	P- - / -	DID NOT USE		-	-	-	-	-	-	-	-
631	H	P- - / -	DID NOT USE		-	-	-	-	-	-	-	-
631	I	P- - / -	DID NOT USE		-	-	-	-	-	-	-	-
631	J	P- - / -	DID NOT USE		-	-	-	-	-	-	-	-
631	K	P- - / -	DID NOT USE		-	-	-	-	-	-	-	-
631	M	P- - / -	DID NOT USE		-	-	-	-	-	-	-	-
631	N	P- - / -	DID NOT USE		-	-	-	-	-	-	-	-
631	P	P- - / -	DID NOT USE		-	-	-	-	-	-	-	-
631	Q	P- - / -	DID NOT USE		-	-	-	-	-	-	-	-
631	R	P- - / -	DID NOT USE		-	-	-	-	-	-	-	-
631	S	P- - / -	DID NOT USE		-	-	-	-	-	-	-	-
631	T	P- - / -	DID NOT USE		-	-	-	-	-	-	-	-
631	W	P- - / -	DID NOT USE		-	-	-	-	-	-	-	-

TABLE J-2
GEOMEMBRANE REPAIR SUMMARY
PRIMARY GEOMEMBRANE LINER
TRAIL RIDGE LANDFILL PHASES VA, VB, VC, AND VD
BALDWIN, FLORIDA

DEFECT CODE		SEAM, PANEL OR REPAIR NUMBER	MAPPED LOCATION(1)	DEFECT TYPE(1)	REPAIR SUMMARY						NON-DESTRUCTIVE	
					DATE	TYPE(1)	APPROX. SIZE(5)	WELDER I.D. TECH.(2)	WELDER I.D. MACH.	QA MON.(2)	TEST DATE	QA MON.(2)
631	X	P- - / -	DID NOT USE		-	-	-	-	-	-	-	-
PHASE VC												
175	A	P- 400 / 402	14' N OF SEOS	DPF-350	01/09/01	P	1 X 5	2322	316	KG	01/09/01	KG
175	B	P- 400 / 401	INTERSECTION WITH P-402	T	12/20/00	P	1 X 1	2976	312	SC	12/20/00	CFB
175	C	P- 400 / 403	INTERSECTION WITH P-404	T	12/20/00	P	1 X 1	2976	312	SC	12/20/00	CFB
175	D	P- 400 / 404	INTERSECTION WITH P-405	T	12/20/00	P	1 X 1	2976	312	SC	12/20/00	CFB
175	E	P- 400 / 405	INTERSECTION WITH P-406	T	12/20/00	P	1 X 1	2976	312	SC	12/20/00	CFB
175	F	P- 400 / 406	INTERSECTION WITH P-407	T	12/20/00	P	1 X 1	2976	312	SC	12/20/00	CFB
175	G	P- 400 / 407	INTERSECTION WITH P-408	T	12/20/00	P	1 X 1	2976	312	SC	12/20/00	CFB
175	H	P- 400 / 408	INTERSECTION WITH P-409	T	12/20/00	P	1 X 1	2976	312	SC	12/20/00	CFB
175	I	P- 412 / 413	30' W OF EEOS	DPF-351	01/08/01	P	1 X 5	7534	316	KG	01/09/01	KG
175	J	P- 400 / 409	INTERSECTION WITH P-410	T	12/20/00	P	1 X 1	2976	312	SC	12/20/00	CFB
175	K	P- 400 / 410	INTERSECTION WITH P-411	T	12/20/00	P	1 X 1	2976	312	SC	12/20/00	CFB
175	M	P- 400 / 411	INTERSECTION WITH P-412	T	12/20/00	P	1 X 2	2976	312	SC	12/20/00	CFB
175	N	P- 400 / 412	INTERSECTION WITH P-413	T	12/20/00	P	1 X 2	2976	312	SC	12/20/00	CFB
175	P	P- 400 / 413	INTERSECTION WITH P-414	T	12/20/00	P	1 X 2	2976	312	SC	12/20/00	CFB
175	Q	P- 400 / 414	INTERSECTION WITH P-415	T	12/20/00	P	1 X 2	2976	312	SC	12/20/00	CFB
175	R	P- 400 / 415	INTERSECTION WITH P-416	T	12/20/00	P	1 X 2	2976	312	SC	12/20/00	CFB
175	S	P- 415 / 416	35' W OF EEOS	DPF-352	01/08/01	P	1 X 5	7534	316	KG	01/09/01	KG
175	T	P- 401 / 402	INTERSECTION WITH P-417	T	12/20/00	P	1 X 1	2976	312	SC	12/20/00	CFB
175	W	P- 402 / 417	70' N OF SEOS	DPF-353	01/08/01	P	2 X 4	7534	316	KG	01/09/01	KG
175	X	P- 417 /	10' W OF EEOS AND 2' S OF NTI	D	12/20/00	P	1 X 2	2897	327	CFB	12/20/00	CFB
176	A	P- 401 /	10' W OF EEOS AND 2' S OF NTI	D	12/20/00	P	1 X 2	2897	327	CFB	12/20/00	CFB
176	B	P- 400 / 408	15' N OF SEOS	BO	12/20/00	P	2 X 2	2976	312	SC	12/20/00	CFB
176	C	P- 418 /	10' W OF EEOS AND 2' S OF NTI	D	12/20/00	P	1 X 2	2897	327	CFB	12/20/00	CFB
176	D	P- 415 / 416	8' W OF EEOS	IO	12/20/00	G&W	-	2976	312	SC	12/20/00	CFB
176	E	P- 403 / NTI	10' E OF WEOS	DPX-350	01/08/01	P	1 X 4	2322	314	KG	01/09/01	KG
176	F	P- 419 / NTI	11' E OF WEOS	D	01/04/01	P	1 X 2	2897	320	CFB	01/09/01	KG
176	G	P- 418 / 419	INTERSECTION WITH P-420	T	01/08/01	P	2 X 2	7534	316	KG	01/09/01	KG
176	H	P- 419 / 420	INTERSECTION WITH P-422	T	01/08/01	P	1 X 2	7534	316	KG	01/09/01	KG
176	I	P- 418 / 420	INTERSECTION WITH P-421	T	01/08/01	P	1 X 1	7534	312	SL	01/09/01	KG

TABLE J-2
GEOMEMBRANE REPAIR SUMMARY
PRIMARY GEOMEMBRANE LINER
TRAIL RIDGE LANDFILL PHASES VA, VB, VC, AND VD
BALDWIN, FLORIDA

DEFECT CODE	SEAM, PANEL OR REPAIR NUMBER	MAPPED LOCATION(1)	DEFECT TYPE(1)	REPAIR SUMMARY						NON-DESTRUCTIVE	
				DATE	TYPE(1)	APPROX. SIZE(5)	WELDER I.D. TECH.(2)	WELDER I.D. MACH.	QA MON.(2)	TEST DATE	QA MON.(2)
176 J	P- 420 / 421	INTERSECTION WITH P-422	T	01/08/01	P	1 X 1	7534	312	SL	01/09/01	KG
176 K	P- 422 / NTI	5' W OF EEOS	D	01/04/01	P	1 X 2	2897	320	CFB	01/09/01	KG
176 M	P- 418 / NTI	4' W OF EEOS	D	01/04/01	P	1 X 4	2897	320	CFB	01/09/01	KG
176 N	P- 422 / 423	INTERSECTION WITH P-424	T	01/08/01	P	1 X 2	2322	314	KG	01/09/01	KG
176 P	P- 423 / 424	INTERSECTION WITH P-425	T	01/08/01	P	2 X 2	2322	314	KG	01/09/01	KG
176 Q	P- 424 / 425	INTERSECTION WITH P-426	T	01/08/01	P	1 X 2	7534	312	SL	01/09/01	KG
176 R	P- 425 / 426	INTERSECTION WITH P-427	T	01/08/01	P	1 X 2	7534	312	SL	01/09/01	KG
176 S	P- 425 /	11' E OF WEOP AND 1' S OF NTI	D	01/04/01	P	1 X 1	2897	320	CFB	01/09/01	KG
176 T	P- 428 / NTI	11' E OF WEOS	D	01/05/01	P	1 X 1	2897	320	SL	01/09/01	KG
176 W	P- 429 / NTI	11' E OF WEOS	D	01/05/01	P	1 X 2	2897	320	CFB	01/09/01	KG
176 X	P- 430 / NTI	11' E OF WEOS	D	01/05/01	P	1 X 1	2897	320	SL	01/09/01	KG
177 A	P- 418 / 420	5' N OF SEOS	WS	01/08/01	P	1 X 2	7534	312	SL	01/09/01	KG
177 B	P- 418 / 419	83' N OF SEOS	DPF-354	01/08/01	P	1 X 4	2322	314	KG	01/09/01	KG
177 C	P- 420 / 422	14' N OF SEOS	BO	01/08/01	P	2 X 3	7534	312	SL	01/09/01	KG
177 D	P- 420 / 422	42' N OF SEOS	BO	COVERED BY 177E						-	-
177 E	P- 420 / 422	50' N OF SEOS	DPF-355	01/08/01	P	1 X 5	7534	312	SL	01/09/01	KG
177 F	P- 424 /	5' E OF WEOP AND 1' S OF NEOP	D	01/08/01	2P	1 X 1, 1 X 1	2322	314	KG	01/09/01	KG
177 G	P- 422 / 424	110' N OF SEOS	DPF-356	01/08/01	P	1 X 4	7534	316	KG	01/09/01	KG
177 H	P- 424 / 425	96' N OF SEOS	DPF-357	01/08/01	P	1 X 4	7534	316	KG	01/09/01	KG
177 I	P- 425 / 427	172' N OF SEOS	WS	01/08/01	P	2 X 2	2322	314	SL	01/09/01	KG
177 J	P- 422 / 423	31' S OF NEOS	BO	01/04/01	P	1 X 10	2897	320	CFB	01/09/01	KG
177 K	P- 427 / 428	50' N OF SEOS	DPF-358	01/08/01	P	1 X 4	7534	316	KG	01/09/01	KG
177 M	P- 429 / 430	50' N OF SEOS	DPF-359	01/08/01	P	1 X 4	7534	316	KG	01/09/01	KG
177 N	P- 428 / 429	176' N OF SEOS	DPF-360	01/08/01	P	1 X 4	2322	314	SL	01/09/01	KG
177 P	P- 427 / 428	188' N OF SEOS	FM	01/08/01	2P	1 X 2, 1 X 1	2322	314	SL	01/09/01	KG
177 Q	P- 430 / 431	226' N OF SEOS	DPF-361	01/08/01	P	1 X 4	2322	314	SL	01/09/01	KG
177 R	P- 432 / 433	229' N OF SEOS	DPF-362	01/08/01	P	1 X 4	2322	314	SL	01/09/01	KG
177 S	P- 434 / 435	187' N OF SEOS	WS	01/08/01	P	1 X 1	2322	314	SL	01/09/01	KG
177 T	P- 434 / 435	53' N OF SEOS	DPF-363	01/08/01	P	1 X 4	7534	316	KG	01/09/01	KG
177 W	P- 435 / 436	INTERSECTION WITH P-437	T	01/22/01	P	1 X 1	2173	314	SL	01/22/01	SC
177 X	P- 436 / 437	INTERSECTION WITH P-438	T	01/22/01	P	1 X 1	2173	314	SL	01/22/01	SC
178 A	P- 427 / NTI	2' E OF WEOS AND 1' N OF NTI	D	01/5/01	P	1 X 1	2897	320	SL	01/09/01	KG
178 B	P- 427 / NTI	5' W OF EEOS	D	01/5/01	P	1 X 1	2897	320	SL	01/09/01	KG

TABLE J-2
GEOMEMBRANE REPAIR SUMMARY
PRIMARY GEOMEMBRANE LINER
TRAIL RIDGE LANDFILL PHASES VA, VB, VC, AND VD
BALDWIN, FLORIDA

DEFECT CODE		SEAM, PANEL OR REPAIR NUMBER	MAPPED LOCATION(1)	DEFECT TYPE(1)	REPAIR SUMMARY						NON-DESTRUCTIVE	
					DATE	TYPE(1)	APPROX. SIZE(5)	WELDER I.D. TECH.(2)	WELDER I.D. MACH.	QA MON.(2)	TEST DATE	QA MON.(2)
178	C	P- 431 /	11' W OF EEOP AND 1' S OF NTI	D	01/5/01	P	1 X 2	2897	320	CFB	01/09/01	KG
178	D	P- 432 /	11' W OF EEOP AND 1' S OF NTI	D	01/5/01	P	1 X 2	2897	320	SL	01/09/01	KG
178	E	P- 433 /	9' E OF WEOP AND 1' S OF NTI	D	01/5/01	P	2 X 3	2897	320	CFB	01/09/01	KG
178	F	P- 433 /	12' E OF WEOP AND 1' S OF NTI	D	01/5/01	P	2 X 3	2897	320	CFB	01/09/01	KG
178	G	P- 434 /	11' W OF EEOP AND 1' S OF NTI	D	01/5/01	P	1 X 2	2897	320	CFB	01/09/01	KG
178	H	P- 435 /	11' W OF EEOP AND 1' S OF NTI	D	01/5/01	P	1 X 2	2897	320	CFB	01/09/01	KG
178	I	P- 434 / NTI	2' W OF EEOS	D	01/08/01	P	1 X 4	2322	314	KG	01/09/01	KG
178	J	P- 427 / 428	55' N OF SEOS	PT	01/08/01	P	1 X 1	7534	316	KG	01/09/01	KG
178	K	P- 432 / 433	260' N OF SEOS	PT	01/08/01	P	1 X 1	2322	314	KG	01/09/01	KG
178	M	P- 432 / 433	5' N OF 177R	PT	01/08/01	P	1 X 3	2322	314	KG	01/09/01	KG
178	N	P- 432 / 433	14' N OF 178M	PT	01/08/01	P	1 X 1	2322	314	KG	01/09/01	KG
178	P	P- 434 / NTI	8' W OF EEOS	DPX-351	01/09/01	P	2 X 8	2897	320	SL	01/09/01	SL
178	Q	P- 438 / 439	INTERSECTION WITH P-440	T	01/22/01	P	1 X 2	2322	316	SC	01/22/01	SC
178	R	P- 439 / 440	INTERSECTION WITH P-441	T	01/22/01	P	1 X 2	2322	316	SC	01/22/01	SC
178	S	P- 440 / 441	INTERSECTION WITH P-442	T	01/22/01	P	1 X 1	2173	314	SL	01/22/01	SC
178	T	P- 441 / 442	INTERSECTION WITH P-443	T	01/22/01	P	1 X 2	2173	314	SL	01/22/01	SC
178	W	P- 443 / 444	INTERSECTION WITH P-445	T	01/22/01	P	1 X 2	2322	316	SC	01/22/01	SC
178	X	P- 444 / 445	INTERSECTION WITH P-446	T	01/22/01	P	1 X 2	2322	316	SC	01/22/01	SC
179	A	P- 427 / 428	75' N OF SEOS	PT	01/08/01	P	1 X 2	7534	316	KG	01/09/01	KG
179	B	P- 427 / 428	100' N OF SEOS	PT	01/08/01	P	1 X 6	7534	316	KG	01/09/01	KG
179	C	P- 427 / 428	186' N OF SEOS	PT	01/08/01	P	1 X 1	2322	314	KG	01/09/01	KG
179	D	P- 418 /	4' W OF EEOP AND 75' N OF SEOP	D	01/08/01	P	1 X 2	7534	316	KG	01/09/01	KG
179	E	P- 432 / 433	2' S OF NEOS	PT	01/08/01	P	1 X 3	2322	314	KG	01/09/01	KG
179	F	P- 437 / 438	10' S OF NEOS	DPF-364	01/22/01	P	1 X 4	2173	314	SL	01/22/01	SC
179	G	P- 438 / 439	12' S OF NEOS	DPF-365	01/22/01	P	1 X 4	2322	316	SC	01/22/01	SC
179	H	P- 438 /	12' W OF EEOP AND 2' S OF NTI	D	01/18/01	P	1 X 3	2897	320	CFB	01/22/01	SC
179	I	P- 436 /	12' W OF EEOP AND 2' S OF NTI	D	01/18/01	P	1 X 2	2897	320	SL	01/22/01	SC
179	J	P- 439 /	12' W OF EEOP AND 2' S OF NTI	D	01/18/01	P	1 X 2	2897	320	CFB	01/22/00	SC
179	K	P- 440 / 441	8' S OF NEOS	DPF-366	01/22/01	P	1 X 4	2322	316	SC	01/22/01	SC
179	M	P- 445 / 446	11' N OF SEOS	DPF-367	01/22/01	P	1 X 4	2173	314	SL	01/22/01	SC
179	N	P- 447 / 448	8' S OF NEOS	DPF-368	01/22/01	P	1 X 4	2173	314	SL	01/22/01	SC
179	P	P- 435 / 436	10' N OF CT	FM	01/22/01	P	2 X 10	2322	316	SC	01/22/01	SC
179	Q	P- 435 / 436	47' S OF NEOS	PT	01/22/01	P	1 X 2	2322	316	SC	01/22/01	SC

TABLE J-2
GEOMEMBRANE REPAIR SUMMARY
PRIMARY GEOMEMBRANE LINER
TRAIL RIDGE LANDFILL PHASES VA, VB, VC, AND VD
BALDWIN, FLORIDA

DEFECT CODE		SEAM, PANEL OR REPAIR NUMBER	MAPPED LOCATION(1)	DEFECT TYPE(1)	REPAIR SUMMARY						NON-DESTRUCTIVE	
					DATE	TYPE(1)	APPROX. SIZE(5)	WELDER I.D. TECH.(2)	WELDER I.D. MACH.	QA MON.(2)	TEST DATE	QA MON.(2)
179	R	P- 435 / 436	104' S OF NEOS	PT	01/22/01	P	1 X 1	2322	316	SC	01/22/01	SC
179	S	P- 448 / 449	4' N OF CT	FM	01/22/01	P	1 X 10	2322	316	SC	01/22/01	SC
179	T	P- 453 / NTI	12' E OF WEOS	DPX-352	01/22/01	P	1 X 4	2322	316	SC	01/22/01	SC
179	W	P- 448 /	118' N OF SEOP AND 2' W OF EEOP	D	01/22/01	P	1 X 1	2173	314	SL	01/22/01	SC
179	X	P- 456 /	190' N OF SEOP AND 10' E OF WEOP	D	01/22/01	P	1 X 1	2173	314	SL	01/22/01	SC
180	A	P- 441 /	11' W OF EEOP AND 1' S OF NTI	D	01/18/01	P	1 X 2	2897	320	CFB	01/22/01	SC
180	B	P- 443 /	11' W OF EEOP AND 1' S OF NTI	D	01/18/01	P	1 X 2	2897	320	CFB	01/22/01	SC
180	C	P- 445 / 446	INTERSECTION WITH P-447	T	01/22/01	P	2 X 3	2173	314	SL	01/22/01	SC
180	D	P- 446 / 447	INTERSECTION WITH P-448	T	01/22/01	P	2 X 2	2173	314	SL	01/22/01	SC
180	E	P- 446 /	11' W OF EEOP AND 1' S OF NTI	D	01/18/01	P	1 X 3	2897	320	CFB	01/22/01	SC
180	F	P- 448 /	11' W OF EEOP AND 1' S OF NTI	D	01/18/01	P	1 X 2	2897	320	CFB	01/22/01	SC
180	G	P- 441 /	12' W OF EEOP AND 1' N OF NTI	D	01/22/01	P	1 X 1	2322	316	SC	01/22/01	SC
180	H	P- 448 /	12' W OF EEOP AND 1' N OF NTI	D	01/22/01	P	1 X 1	2322	316	SC	01/22/01	SC
180	I	P- 449 /	12' W OF EEOP AND 1' S OF NTI	D	01/19/01	P	2 X 3	2897	320	CFB	01/22/01	SC
180	J	P- 450 /	6' E OF WEOP AND 1' S OF NTI	D	01/19/01	P	2 X 3	2897	320	CFB	01/22/01	SC
180	K	P- 451 /	6' E OF WEOP AND 1' S OF NTI	D	01/22/01	P	1 X 3	2322	316	SC	01/22/01	SC
180	M	P- 452 /	11' W OF EEOP AND 1' S OF NTI	D	01/22/01	P	1 X 4	2322	316	SC	01/22/01	SC
180	N	P- 453 /	11' W OF EEOP AND 1' S OF NTI	D	01/22/01	P	1 X 3	2322	316	SC	01/22/01	SC
180	P	P- 454 /	11' W OF EEOP AND 1' S OF NTI	D	01/22/01	P	1 X 2	2322	316	SC	01/22/01	SC
180	Q	P- 455 /	11' W OF EEOP AND 1' S OF NTI	D	01/22/01	P	2 X 3	2322	316	SC	01/22/01	SC
180	R	P- 456 /	11' W OF EEOP AND 1' S OF NTI	D	01/22/01	P	2 X 3	2322	316	SC	01/22/01	SC
180	S	P- 457 /	11' W OF EEOP AND 1' S OF NTI	D	01/22/01	P	1 X 3	2322	316	SC	01/22/01	SC
180	T	P- 456 / 457	165' N OF SEOS	WS	01/22/01	P	1 X 2	2173	314	SL	01/22/01	SC
180	W	P- 456 / 457	6' S OF CT AND 20' N OF P-456	GCL	01/24/01	P	2 X 40, 2 X 20	2897	320	SC	01/24/01	SC
180	X	P- - / -	VOID				VOID				-	-
181	A	P- 448 / 449	286' N OF SEOS	DPF-369	01/22/01	P	1 X 4	2322	316	SC	01/22/01	SC
181	B	P- 449 / 450	15' N OF SEOS	DPF-370	01/22/01	P	1 X 4	2173	314	SL	01/22/01	SC
181	C	P- 451 / 452	195' N OF SEOS	DPF-371	01/22/01	P	1 X 4	2322	316	SC	01/22/01	SC
181	D	P- 452 / 453	160' N OF SEOS	DPF-372	01/22/01	P	1 X 4	2173	314	SL	01/22/01	SC
181	E	P- 455 / 456	75' N OF SEOS	DPF-373	01/22/01	P	1 X 4	2173	314	SL	01/22/01	SC
181	F	P- 456 / 457	46' N OF 180T	DPF-374	01/22/01	P	1 X 4	2173	314	SL	01/22/01	SC
181	G	P- 457 / 458	INTERSECTION WITH P-459	T	01/25/01	P	3 X 4	7534	314	SC	01/26/01	SL
181	H	P- 457 / 459	INTERSECTION WITH P-460	T	01/25/01	P	1 X 1	7534	314	SC	01/26/01	SL

TABLE J-2
GEOMEMBRANE REPAIR SUMMARY
PRIMARY GEOMEMBRANE LINER
TRAIL RIDGE LANDFILL PHASES VA, VB, VC, AND VD
BALDWIN, FLORIDA

DEFECT CODE		SEAM, PANEL OR REPAIR NUMBER	MAPPED LOCATION(1)	DEFECT TYPE(1)	REPAIR SUMMARY						NON-DESTRUCTIVE	
					DATE	TYPE(1)	APPROX. SIZE(5)	WELDER I.D. TECH.(2)	WELDER I.D. MACH.	QA MON.(2)	TEST DATE	QA MON.(2)
181	I	P- 459 / 460	INTERSECTION WITH P-462	T	01/25/01	P	1 X 1	7534	314	SC	01/26/01	SL
181	J	P- 459 / 462	69' S OF NEOS	DPF-375	01/25/01	P	1 X 4	7534	314	SC	01/26/01	SL
181	K	P- 458 / 459	INTERSECTION WITH P-462	T	01/25/01	P	1 X 2	7534	314	SC	01/26/01	SL
181	M	P- 462 / 464	17' N OF SEOS	DPF-376	01/25/01	P	1 X 4	7534	314	SC	01/26/01	SL
181	N	P- 457 / 458	6' S OF CT	PT	01/25/01	P	1 X 1	7534	314	SC	01/26/01	SL
181	P	P- 457 / 458	3' N OF CT	PT	01/25/01	P	2 X 3	7534	314	SC	01/26/01	SL
181	Q	P- 463 / 465	80' S OF NEOS	DPF-377	01/25/01	P	1 X 4	7534	314	SC	01/26/01	SL
181	R	P- 458 /	10' W OF EEOP AND 2' S OF NTI	D	01/25/01	P	1 X 2	7534	314	SC	01/26/01	SL
181	S	P- 457 / 458	2' S OF NEOS	PT	01/25/01	P	1 X 1	7534	314	SC	01/26/01	SL
181	T	P- 465 / 466	42' N OF SEOS	DPF-378	01/25/01	P	1 X 4	7534	314	SC	01/26/01	SL
181	W	P- 470 / 472	52' N OF SEOS	DPF-379	01/25/01	P	1 X 4	7534	314	SC	01/26/01	SL
181	X	P- 457 /	6' E OF EEOP IN THE CT	D	01/24/01	P	1 X 1	2897	320	CFB	01/26/01	SL
182	A	P- 463 /	11' W OF EEOP AND 1' S OF NTI	D	01/25/01	P	1 X 1	7534	314	SC	01/26/01	SL
182	B	P- 465 /	11' W OF EEOP AND 1' S OF NTI	D	01/25/01	P	1 X 2	7534	314	SC	01/26/01	SL
182	C	P- 466 /	12' W OF EEOP AND 1' S OF NTI	D	01/24/01	P	1 X 3	2897	320	CFB	01/26/01	SL
182	D	P- 458 / 461	INTERSECTION WITH P-462	T	01/25/01	P	2 X 3	7534	314	SC	01/26/01	SL
182	E	P- 461 / 462	INTERSECTION WITH P-463	T	01/25/01	P	1 X 2	7534	314	SC	01/26/01	SL
182	F	P- 462 / 463	INTERSECTION WITH P-464	T	01/25/01	P	1 X 1	7534	314	SC	01/26/01	SL
182	G	P- 463 / 464	INTERSECTION WITH P-465	T	01/25/01	P	1 X 1	7534	314	SC	01/26/01	SL
182	H	P- 465 / 466	INTERSECTION WITH P-467	T	01/25/01	P	1 X 1	7534	314	SC	01/26/01	SL
182	I	P- 466 / 467	INTERSECTION WITH P-468 AND P-469	T	01/25/01	P	2 X 3	7534	314	SC	01/26/01	SL
182	J	P- 468 /	6' E OF WEOP AND 1' S OF NTI	D	01/25/01	P	1 X 2	7534	314	SC	01/26/01	SL
182	K	P- 468 / 469	INTERSECTION WITH P-470	T	01/25/01	P	1 X 2	7534	314	SC	01/26/01	SL
182	M	P- 470 /	6' E OF WEOP AND 1' S OF NTI	D	01/25/01	P	1 X 2	7534	314	SC	01/26/01	SL
182	N	P- 470 / 471	INTERSECTION WITH P-472	T	01/25/01	P	2 X 3	7534	314	SC	01/26/01	SL
182	P	P- 463 / NTI	4' W OF EEOS	D	01/25/01	P	1 X 1	7534	314	SC	01/26/01	SL
182	Q	P- 471 / 473	4' N OF SEOS	DPF-380	01/31/01	P	1 X 4	2897	320	KG	01/31/01	SC
182	R	P- 471 / 473	1' S OF CT	WR	01/30/01	P	1 X 7	2173	314	CFB	01/31/01	SC
182	S	P- 471 / 473	1' N OF CT	WR	01/30/01	P	1 X 4	2173	314	CFB	01/31/01	SC
182	T	P- 476 / 477	101' N OF SEOS	DPF-381	01/31/01	P	1 X 5	2897	320	KG	01/31/01	SC
182	W	P- 477 / 479	34' N OF SEOS	DPF-382	01/31/01	P	1 X 4	2897	320	KG	01/31/01	SC
182	X	P- 478 / 480	119' N OF SEOS	DPF-383	01/30/01	P	1 X 4	2897	320	CFB	01/31/01	SC
183	A	P- 473 /	12' W OF EEOP AND 2' S OF NTI	D	01/31/01	P	1 X 2	2897	320	KG	01/31/01	SC

TABLE J-2
GEOMEMBRANE REPAIR SUMMARY
PRIMARY GEOMEMBRANE LINER
TRAIL RIDGE LANDFILL PHASES VA, VB, VC, AND VD
BALDWIN, FLORIDA

DEFECT CODE		SEAM, PANEL OR REPAIR NUMBER	MAPPED LOCATION(1)	DEFECT TYPE(1)	REPAIR SUMMARY						NON-DESTRUCTIVE	
					DATE	TYPE(1)	APPROX. SIZE(5)	WELDER I.D. TECH.(2)	WELDER I.D. MACH.	QA MON.(2)	TEST DATE	QA MON.(2)
183	B	P- 471 / 472	INTERSECTION WITH P-473	T	01/31/01	P	1 X 2	2897	320	KG	01/31/01	SC
183	C	P- 473 / 474	INTERSECTION WITH P-475	T	01/30/01	P	2 X 2	2173	314	KG	01/31/01	SC
183	D	P- 474 /	12' W OF EEOP AND 2' S OF NTI	T	01/31/01	P	1 X 1	2897	320	KG	01/31/01	SC
183	E	P- 474 / 475	INTERSECTION WITH P-476	T	01/30/01	P	1 X 2	2173	314	KG	01/31/01	SC
183	F	P- 476 /	12' W OF EEOP AND 2' S OF NTI	D	01/31/01	P	1 X 2	2897	320	KG	01/31/01	SC
183	G	P- 477 /	12' W OF EEOP AND 2' S OF NTI	D	01/31/01	P	1 X 2	2897	320	KG	01/31/01	SC
183	H	P- 477 / 478	INTERSECTION WITH P-479	T	01/30/01	P	1 X 2	2173	314	KG	01/31/01	SC
183	I	P- 478 /	10' W OF EEOP AND 2' S OF NTI	D	01/30/01	P	1 X 2	2897	320	CFB	01/31/01	SC
183	J	P- 480 /	12' W OF EEOP AND 2' S OF NTI	D	01/30/01	P	1 X 3	2897	320	KG	01/31/01	SC
183	K	P- 478 / 479	INTERSECTION WITH P-480	D	01/30/01	P	1 X 2	2173	314	KG	01/31/01	SC
183	M	P- 481 /	12' W OF EEOP AND 2' S OF NTI	D	01/30/01	P	1 X 3	2897	320	KG	01/31/01	SC
183	N	P- 482 / 483	INTERSECTION WITH P-484	T	02/23/01	P	2 X 3	2392	314	SC	02/24/01	SL
183	P	P- 483 / 484	INTERSECTION WITH P-485	T	02/23/01	P	2 X 3	2392	314	SC	02/24/01	SL
183	Q	P- 487 / 488	INTERSECTION WITH P-489	T	02/24/01	P	1 X 2	2391	314	SL	02/24/01	SL
183	R	P- 487 /	10' W OF EEOP AND 2' S OF NTI	D	02/24/01	P	1 X 2	2897	320	KG	02/24/01	SL
183	S	P- 489 /	10' W OF EEOP AND 2' S OF NTI	D	02/24/01	P	1 X 2	2897	320	KG	02/24/01	SL
183	T	P- 489 /	5' W OF EEOP AT CENTER TRENCH	D	02/24/01	P	1 X 1	2392	314	SL	02/24/01	CFB
183	W	P- - / -	VOID		-	-	-	-	-	-	-	-
183	X	P- - / -	VOID		-	-	-	-	-	-	-	-
184	A	P- 480 / NTI	15' E OF WEOS	DPX-353	01/30/01	P	1 X 4	2897	320	KG	01/31/01	SC
184	B	P- 481 / 482	188' N OF SEOS	DPF-384	02/24/01	P	1 X 4	2392	314	SL	02/24/01	SL
184	C	P- 482 / 484	15' S OF NEOS	DPF-385	02/23/01	P	1 X 4	2392	314	SC	02/24/01	SL
184	D	P- 483 / 485	29' S OF NEOS	DPF-386	02/23/01	P	2 X 4	2392	314	SC	02/24/01	SL
184	E	P- 482 / NTI	11' W OF EEOS	D	02/23/01	P	1 X 1	2897	320	SL	02/24/01	SL
184	F	P- 485 / 486	23' S OF NEOS	DPF-387	02/24/01	P	1 X 4	2897	320	KG	02/24/01	SL
184	G	P- 486 / 487	INTERSECTION WITH P-488	T	02/24/01	P	1 X 2	2392	314	SL	02/24/01	SL
184	H	P- 485 / NTI	2' W OF EEOS	D	02/23/01	P	1 X 2	2897	320	SL	02/24/01	SL
184	I	P- 486 /	11' W OF EEOP, 2' S OF NTI	D	02/24/01	P	1 X 2	2897	320	KG	02/24/01	SL
184	J	P- 493 / NTI	11' W OF EEOS	D	02/24/01	P	1 X 3	2897	320	CFB	02/24/01	CFB
184	K	P- 492 / NTI	11' W OF EEOS	D	02/26/01	P	1 x 1	2897	320	SC	02/24/01	CFB
184	M	P- 491 / NTI	11' W OF EEOS	D	02/26/01	P	1 x 3	2897	320	SC	02/26/01	SC
184	N	P- 489 / 493	INTERSECTION WITH P-494	T	02/24/01	P	1 X 2	2392	314	SL	02/24/01	CFB
184	P	P- 490 /	10' W OF EEOP AND 2' S OF NTI	D	02/26/01	P	1 x 1	2897	320	SC	02/26/01	SC

TABLE J-2
GEOMEMBRANE REPAIR SUMMARY
PRIMARY GEOMEMBRANE LINER
TRAIL RIDGE LANDFILL PHASES VA, VB, VC, AND VD
BALDWIN, FLORIDA

DEFECT CODE		SEAM, PANEL OR REPAIR NUMBER	MAPPED LOCATION(1)	DEFECT TYPE(1)	REPAIR SUMMARY						NON-DESTRUCTIVE	
					DATE	TYPE(1)	APPROX. SIZE(5)	WELDER I.D. TECH.(2)	WELDER I.D. MACH.	QA MON.(2)	TEST DATE	QA MON.(2)
184	Q	P- 492 / NTI	17' E OF WEOS	DPX-354	02/24/01	P	1 X 4	2897	320	CFB	02/26/01	SC
184	R	P- 492 / 493	INTERSECTION WITH NTI	D	02/24/01	P	2 X 10	2897	320	CFB	02/24/01	CFB
184	S	P- 491 / 492	INTERSECTION WITH NTI	D	02/24/01	P	2 X 10	2897	320	CFB	02/26/01	SC
184	T	P- 490 / 491	24' S OF NEOS	DPF-393	02/26/01	P	1 x 5	2897	320	SC	02/26/01	SL
184	W	P- 490 / ETI	FULL LENGTH OF SEAM	IO	02/26/01	Fusion welded and Extrusion welded- see seaming logs					02/26/01	SL
184	X	P- 490 / ETI	24' S OF NEOS	DPF-394	02/26/01	P	1 x 4	2897	320	SC	02/26/01	SL
185	A	P- 489 / 494	50' N OF SEOS	DPF-390	02/24/01	P	1 X 4	2392	314	CFB	02/24/01	CFB
185	B	P- 489 / 493	37' N OF SEOS	DPF-391	02/24/01	P	1 X 4	2392	314	KG	02/24/01	CFB
185	C	P- 493 / 494	60' N OF SEOS	DPF-392	02/24/01	P	1 X 4	2392	314	CFB	02/24/01	CFB
185	D	P- 490 / 184W	125' N OF SEOS	DPX-355	02/26/01	P	1 X 4	2977	314	SC	02/26/01	SC
185	E	P- - / -	DID NOT USE		-	-	-	-	-	-	-	-
185	F	P- - / -	DID NOT USE		-	-	-	-	-	-	-	-
185	G	P- - / -	DID NOT USE		-	-	-	-	-	-	-	-
185	H	P- - / -	DID NOT USE		-	-	-	-	-	-	-	-
185	I	P- - / -	DID NOT USE		-	-	-	-	-	-	-	-
185	J	P- - / -	DID NOT USE		-	-	-	-	-	-	-	-
185	K	P- - / -	DID NOT USE		-	-	-	-	-	-	-	-
185	M	P- - / -	DID NOT USE		-	-	-	-	-	-	-	-
185	N	P- - / -	DID NOT USE		-	-	-	-	-	-	-	-
185	P	P- - / -	DID NOT USE		-	-	-	-	-	-	-	-
185	Q	P- - / -	DID NOT USE		-	-	-	-	-	-	-	-
185	R	P- - / -	DID NOT USE		-	-	-	-	-	-	-	-
185	S	P- - / -	DID NOT USE		-	-	-	-	-	-	-	-
185	T	P- - / -	DID NOT USE		-	-	-	-	-	-	-	-
185	W	P- - / -	DID NOT USE		-	-	-	-	-	-	-	-
185	X	P- - / -	DID NOT USE		-	-	-	-	-	-	-	-
PHASE VD												
750	A	P- 701 /	1' E OF WEOP, 1' N OF TRENCH CORNER	CR	02/20/01	P	2 X 2	2897	320	SL	02/22/01	SC
750	B	P- 713 / 714	10' W OF EEOS	DPF-700	02/21/01	P	1 X 4	2392	314	CFB	02/22/01	SC
750	C	P- 700 / 702	7' N OF SEOS	DPF-701	02/21/01	P	1 X 4	2392	314	CFB	02/22/01	SC
750	D	P- 700 / 715	INTERSECTION WITH P-716	T	02/21/01	P	2 X 2	2392	314	SL	02/22/01	SC

TABLE J-2
GEOMEMBRANE REPAIR SUMMARY
PRIMARY GEOMEMBRANE LINER
TRAIL RIDGE LANDFILL PHASES VA, VB, VC, AND VD
BALDWIN, FLORIDA

DEFECT CODE		SEAM, PANEL OR REPAIR NUMBER	MAPPED LOCATION(1)	DEFECT TYPE(1)	REPAIR SUMMARY						NON-DESTRUCTIVE	
					DATE	TYPE(1)	APPROX. SIZE(5)	WELDER I.D. TECH.(2)	WELDER I.D. MACH.	QA MON.(2)	TEST DATE	QA MON.(2)
750	E	P- 715 / 716	INTERSECTION WITH P-717	T	02/21/01	P	1 X 2	2392	314	SL	02/22/01	SC
750	F	P- 717 / NTI	11' W OF EEOP	D	02/21/01	P	1 X 4	2897	320	CFB	02/22/01	SC
750	G	P- 718 / 719	INTERSECTION WITH P-720	T	02/21/01	P	1 X 1	2392	314	SL	02/22/01	SC
750	H	P- 719 / 720	INTERSECTION WITH P-721	T	02/21/01	P	2 X 2	2392	314	SL	02/22/01	SC
750	I	P- 720 / 721	INTERSECTION WITH P-722	T	02/21/01	P	2 X 2	2392	314	SL	02/22/01	SC
750	J	P- 721 / 722	INTERSECTION WITH P-723	T	02/21/01	P	1 X 1	2392	314	SL	02/22/01	SC
750	K	P- 723 / 724	INTERSECTION WITH P-725	T	02/21/01	P	1 X 3	2392	314	SL	02/22/01	SC
750	M	P- 724 / 725	INTERSECTION WITH P-726	T	02/21/01	P	1 X 1	2392	314	SL	02/22/01	SC
750	N	P- 723 /	11' W OF EEOP AND 1' S OF NTI	D	02/21/01	P	2 X 3	2897	320	CFB	02/22/01	SC
750	P	P- 725 / 726	INTERSECTION WITH P-727	T	02/21/01	P	1 X 1	2392	314	SL	02/22/01	SC
750	Q	P- 718 / 720	ON 751S	DPX-701	02/21/01	P	1 X 4	2392	314	SL	02/22/01	SC
750	R	P- 723 / 725	18' N OF SEOS	PT	02/21/01	P	1 X 1	2392	314	SL	02/22/01	SC
750	S	P- 726 / 727	INTERSECTION WITH P-728	T	02/22/01	P	1 X 2	2322	222	SC	02/22/01	SC
750	T	P- 728 / 729	INTERSECTION WITH P-730	T	02/22/01	P	1 X 1	2322	222	SC	02/22/01	SC
750	W	P- 729 / 730	INTERSECTION WITH P-731	T	02/28/01	P	1 X 2	2898	320	KG	03/09/01	SC
750	X	P- 731 / 732	INTERSECTION WITH P-733	T	02/28/01	P	1 X 4	2898	320	KG	03/09/01	SC
751	A	P- 700 / 701	INTERSECTION WITH P-702	T	02/21/01	P	1 X 2	2392	314	CFB	02/22/01	SC
751	B	P- 700 / 702	INTERSECTION WITH P-703	T	02/21/01	P	1 X 2	2392	314	CFB	02/22/01	SC
751	C	P- 700 / 703	INTERSECTION WITH P-704	T	02/21/01	P	1 X 2	2392	314	CFB	02/22/01	SC
751	D	P- 700 / 704	INTERSECTION WITH P-705	T	02/21/01	P	1 X 2	2392	314	CFB	02/22/01	SC
751	E	P- 700 / 705	INTERSECTION WITH P-706	T	02/21/01	P	1 X 2	2392	314	CFB	02/22/01	SC
751	F	P- 700 / 706	INTERSECTION WITH P-707	T	02/21/01	P	1 X 2	2392	314	CFB	02/22/01	SC
751	G	P- 700 / 707	INTERSECTION WITH P-708	T	02/21/01	P	1 X 2	2392	314	CFB	02/22/01	SC
751	H	P- 700 / 708	INTERSECTION WITH P-709	T	02/21/01	P	1 X 2	2392	314	CFB	02/22/01	SC
751	I	P- 700 / 709	INTERSECTION WITH P-710	T	02/21/01	P	1 X 2	2392	314	CFB	02/22/01	SC
751	J	P- 700 / 710	INTERSECTION WITH P-711	T	02/21/01	P	1 X 2	2392	314	CFB	02/22/01	SC
751	K	P- 700 / 711	INTERSECTION WITH P-712	T	02/21/01	P	1 X 2	2392	314	CFB	02/22/01	SC
751	M	P- 700 / 712	INTERSECTION WITH P-713	T	02/21/01	P	1 X 2	2392	314	CFB	02/22/01	SC
751	N	P- 700 / 713	INTERSECTION WITH P-714	T	02/21/01	P	1 X 2	2392	314	CFB	02/22/01	SC
751	P	P- 703 / 704	20' E OF WEOS	BO	02/21/01	P	1 X 4	2392	314	CFB	02/22/01	SC
751	Q	P- 702 / SEC	11' N OF SEOS	DPX-700	02/21/01	P	1 X 4	2173	314	SC	02/22/01	SC
751	R	P- 700 / 715	24' N OF SEOS	DPF-702	02/22/01	P	1 X 4	2322	222	SC	02/22/01	SC
751	S	P- 718 / 720	11' S OF NEOS	DPF-703	02/21/01	P	1 X 4	2392	314	SL	02/22/01	SC

TABLE J-2
GEOMEMBRANE REPAIR SUMMARY
PRIMARY GEOMEMBRANE LINER
TRAIL RIDGE LANDFILL PHASES VA, VB, VC, AND VD
BALDWIN, FLORIDA

DEFECT CODE		SEAM, PANEL OR REPAIR NUMBER	MAPPED LOCATION(1)	DEFECT TYPE(1)	REPAIR SUMMARY						NON-DESTRUCTIVE	
					DATE	TYPE(1)	APPROX. SIZE(5)	WELDER I.D. TECH.(2)	WELDER I.D. MACH.	QA MON.(2)	TEST DATE	QA MON.(2)
751	T	P- 720 / 721	12' N OF SEOS	DPF-704	02/21/01	P	1 X 4	2392	314	SL	02/22/01	SC
751	W	P- 721 / 723	119' S OF NEOS	DPF-705	02/21/01	P	1 X 4	2392	314	SL	02/22/01	SC
751	X	P- 727 / 728	3' N OF SEOS	DPF-706	02/22/01	P	1 X 4	2897	320	SC	02/23/01	CFB
752	A	P- 728 / 730	39' N OF SEOS	DPF-707	02/22/01	P	1 X 4	2322	222	SC	03/09/01	SC
752	B	P- 733 / 734	12' N OF SEOS	DPF-708	02/28/01	P	1 X 4	2977	314	CFB	03/09/01	SC
752	C	P- 734 / 737	87' N OF SEOS	DPF-709	02/28/01	P	1 X 4	2977	314	CFB	03/09/01	SC
752	D	P- 736 / 738	5' N OF SEOS	DPF-710	02/28/01	P	1 X 4	2898	320	KG	03/09/01	SC
752	E	P- 738 / 740	213' N OF SEOS	DPF-711	02/28/01	P	1 X 4	2898	320	KG	03/09/01	SC
752	F	P- 738 / 740	ON 752E	DPX-702	02/28/01	P	1 X 4	2898	320	KG	03/09/01	SC
752	G	P- 741 / NTI	13' W OF EEOS	DPX-703	03/23/01	P	1 X 4	2897	320	SC	03/24/01	KG
752	H	P- 742 / 743	10' W OF EEOS	DPF-712	03/23/01	P	1 X 4	2897	320	SC	03/24/01	KG
752	I	P- 741 / 742	INTERSECTION WITH P-743	T	03/23/01	P	1 X 1	2897	320	SC	03/24/01	KG
752	J	P- 742 / 743	INTERSECTION WITH P-744	T	03/23/01	P	1 X 1	2897	320	SC	03/24/01	KG
752	K	P- 744 / 746	116' N OF SEOS	DPF-713	03/23/01	P	1 X 4	2897	320	SC	03/24/01	KG
752	M	P- 742 / 744	3' N OF SEOS	BO	03/23/01	P	1 X 1	2897	320	SC	03/24/01	KG
752	N	P- 746 / 747	5' N OF SEOS	DPF-714	03/23/01	P	1 X 4	2897	320	SC	03/24/01	KG
752	P	P- 746 / 748	12' N OF SEOS	PT	03/23/01	P	1 X 1	2897	320	SC	03/24/01	KG
752	Q	P- 741 / 742	3' S OF NEOS	PT	03/23/01	P	1 X 1	2897	320	SC	03/24/01	KG
752	R	P- 747 / 748	INTERSECTION WITH P-749	T	03/24/01	P	2 X 6	2323	314	KBG	03/26/01	CFB
752	S	P- 749 / 750	INTERSECTION WITH P-751	T	03/24/01	P	2 X 2	2323	314	KBG	03/26/01	CFB
752	T	P- 750 / 751	INTERSECTION WITH P-752	T	03/24/01	P	2 X 3	2323	314	KBG	03/26/01	CFB
752	W	P- 751 / 752	INTERSECTION WITH P-753	T	03/24/01	P	2 X 3	2323	314	KBG	03/26/01	CFB
752	X	P- 753 / 754	INTERSECTION WITH P-755	T	03/24/01	P	2 X 2	2897	320	KBG	03/26/01	CFB
753	A	P- 732 / 733	INTERSECTION WITH P-734	T	02/28/01	P	1 X 3	2898	320	KG	03/09/01	SC
753	B	P- 733 / 734	INTERSECTION WITH P-735	T	02/28/01	P	1 X 2	2977	314	CFB	03/09/01	SC
753	C	P- 734 / 736	INTERSECTION WITH P-737	T	02/28/01	P	1 X 3	2898	320	KG	03/09/01	SC
753	D	P- 734 / 735	INTERSECTION WITH P-737	T	02/28/01	P	1 X 4	2977	314	CFB	03/09/01	SC
753	E	P- 736 / 737	INTERSECTION WITH P-738	T	02/28/01	P	1 X 3	2898	320	KG	03/09/01	SC
753	F	P- 737 / 738	INTERSECTION WITH P-739	T	02/28/01	P	1 X 2	2977	314	CFB	03/09/01	SC
753	G	P- 738 / 739	INTERSECTION WITH P-740	T	02/28/01	P	1 X 2	2977	314	CFB	03/09/01	SC
753	H	P- 740 / NTI	10' E OF WEOS	D	02/28/01	P	1 X 3	2898	320	CFB	03/09/01	SC
753	I	P- 741 /	10' E OF WEOP AND 2' S OF NEOP	D	03/22/01	P	2 x 3	2897	320	SC	03/24/01	KG
753	J	P- 742 /	10' E OF WEOP AND 2' S OF NEOP	D	03/22/01	P	2 x 3	2897	320	SC	03/24/01	KG

TABLE J-2
GEOMEMBRANE REPAIR SUMMARY
PRIMARY GEOMEMBRANE LINER
TRAIL RIDGE LANDFILL PHASES VA, VB, VC, AND VD
BALDWIN, FLORIDA

DEFECT CODE	SEAM, PANEL OR REPAIR NUMBER	MAPPED LOCATION(1)	DEFECT TYPE(1)	REPAIR SUMMARY						NON-DESTRUCTIVE	
				DATE	TYPE(1)	APPROX. SIZE(6)	WELDER I.D. TECH.(2)	WELDER I.D. MACH.	QA MON.(2)	TEST DATE	QA MON.(2)
753 K	P- 743 / 744	INTERSECTION WITH P-745	T	03/23/01	P	1 X 1	2897	320	SC	03/24/01	KG
753 M	P- 744 / 745	INTERSECTION WITH P-746	T	03/23/01	P	1 X 2	2897	320	SC	03/24/01	KG
753 N	P- 746 / 747	INTERSECTION WITH P-748	T	03/23/01	P	1 X 1	2897	320	SC	03/24/01	KG
753 P	P- 746 / 748	17' N OF SEOS	CR	03/23/01	P	1 X 4	2897	320	SC	03/24/01	KG
753 Q	P- 740 / 741	75' N OF SEOS	D	03/23/01	P	1 X 2	2897	320	SC	03/24/01	KG
753 R	P- 748 / 750	18' N OF SEOS	DPF-715	03/26/01	P	1 X 4	2323	314	CFB	03/26/01	CFB
753 S	P- 748 / 750	140' N OF SEOS	FM	03/24/01	P	2 X 6	2323	314	KBG	03/26/01	CFB
753 T	P- 753 / 755	32' N OF SEOS	DPF-716	03/26/01	P	1 X 3	2323	314	CFB	03/26/01	CFB
753 W	P- 751 / 753	81' N OF SEOS	DPF-717	03/26/01	P	1 X 4	2323	314	CFB	03/26/01	CFB
753 X	P- 754 / 756	59' N OF SEOS	DPF-718	03/24/01	P	2 X 5	2897	320	KBG	03/26/01	CFB
754 A	P- 751 / 752	12' E OF WEOS	PT	03/24/01	P	1 X 1	2323	314	KBG	03/26/01	CFB
754 B	P- 755 / 756	INTERSECTION WITH P-757	T	03/26/01	P	1 X 2	2323	314	CFB	03/26/01	CFB
754 C	P- 754 / 755	INTERSECTION WITH P-756	T	03/24/01	P	2 X 2	2897	320	KBG	03/26/01	CFB
754 D	P- 756 / 757	INTERSECTION WITH P-758	T	03/26/01	P	1 X 2	2323	314	CFB	03/26/01	CFB
754 E	P- 750 / 752	5' N OF SEOS	PT	04/05/01	P	1 X 1	2322	314	CFB	04/05/01	SC
754 F	P- 758 / 759	INTERSECTION WITH P-760	T	03/26/01	P	1 X 3	2323	314	CFB	03/26/01	CFB
754 G	P- 750 / 752	4' S OF NEOS	PT	03/24/01	P	1 X 1	2323	314	KBG	03/26/01	CFB
754 H	P- 756 / NTI	8' E OF WEOS	DPX-704	03/24/01	P	2 X 5	2897	320	KBG	03/26/01	CFB
754 I	P- 756 / 758	127' N OF SEOS	DPF-719	03/24/01	P	2 X 5	2897	320	KBG	03/26/01	CFB
754 J	P- 759 / 760	INTERSECTION WITH P-761	T	03/26/01	P	1 X 2	2323	314	CFB	03/26/01	CFB
754 K	P- 760 / 761	INTERSECTION WITH P-762	T	03/26/01	P	1 X 2	2323	314	CFB	03/26/01	CFB
754 M	P- 761 / 762	INTERSECTION WITH P-763	T	03/26/01	P	1 X 2	2323	314	CFB	03/26/01	CFB
754 N	P- 761 / 763	19' N OF SEOS	DPF-720	03/26/01	P	1 X 4	2323	314	CFB	03/26/01	CFB
754 P	P- 763 / SEC	7' W OF EEOS	DPX-705	03/26/01	P	1 X 5	2323	314	CFB	03/26/01	CFB
754 Q	P- 763 / 764	51' N OF SEOS	DPF-721	04/05/01	P	1 X 5	2322	314	CFB	04/05/01	SC
754 R	P- 764 / 765	78' N OF SEOS	DPF-722	03/27/01	P	2 X 4	2897	320	KG	04/05/01	SC
754 S	P- 763 / 764	69' N OF SEOS	BO	04/05/01	P	1 X 3	2322	314	CFB	04/05/01	SC
754 T	P- 763 / 764	83' N OF SEOS	BO	04/05/01	P	2 X 6	2322	314	CFB	04/05/01	SC
754 W	P- 763 / 764	142' N OF SEOS	FM	04/05/01	P	2 X 5	2322	314	CFB	04/05/01	SC
754 X	P- 763 / 764	4' N OF CT	FM	04/05/01	P	2 X 7	2322	314	CFB	04/05/01	SC
755 A	P- 764 / 765	INTERSECTION WITH P-766	T	04/05/01	P	1 X 1	2322	314	CFB	04/05/01	SC
755 B	P- 765 / 766	INTERSECTION WITH P-767	T	04/05/01	P	1 X 1	2322	314	CFB	04/05/01	SC
755 C	P- 766 / 767	INTERSECTION WITH P-768	T	04/05/01	P	1 X 1	2322	314	CFB	04/05/01	SC

TABLE J-2
GEOMEMBRANE REPAIR SUMMARY
PRIMARY GEOMEMBRANE LINER
TRAIL RIDGE LANDFILL PHASES VA, VB, VC, AND VD
BALDWIN, FLORIDA

DEFECT CODE		SEAM, PANEL OR REPAIR NUMBER	MAPPED LOCATION(1)	DEFECT TYPE(1)	REPAIR SUMMARY						NON-DESTRUCTIVE	
					DATE	TYPE(1)	APPROX. SIZE(5)	WELDER I.D. TECH.(2)	WELDER I.D. MACH.	QA MON.(2)	TEST DATE	QA MON.(2)
755	D	P- 768 /	15' E OF WEOP AND 5' S OF NEOP	D	04/05/01	P	1 X 1	2322	314	CFB	04/05/01	SC
755	E	P- 767 / 768	INTERSECTION WITH P-769	T	COVERED BY 756B						-	-
755	F	P- 769 / 770	INTERSECTION WITH P-771	T	03/27/01	P	1 X 2	2897	320	KG	04/05/01	SC
755	G	P- 763 / 764	53' S OF NEOS	FM	03/27/01	2P	2 X 5, 1 X 1	2897	320	KG	04/05/01	SC
755	H	P- 763 / 764	26' S OF NEOS	FM	03/27/01	P	2 X 7	2897	320	KG	04/05/01	SC
755	I	P- 765 / 767	55' N OF SEOS	DPF-723	03/27/01	P	2 X 4	2897	320	KG	04/05/01	SC
755	J	P- 770 / 771	INTERSECTION WITH P-772	T	COVERED BY 756E						-	-
755	K	P- 772 / 773	INTERSECTION WITH P-774	T	04/10/01	P	3 X 3	2300	314	SC	04/10/01	SC
755	M	P- 774 / 775	INTERSECTION WITH P-776	T	04/10/01	P	1 X 2	2300	314	SC	04/10/01	SC
755	N	P- 775 / 776	INTERSECTION WITH P-777	T	04/10/01	P	1 X 1	2300	314	SC	04/10/01	SC
755	P	P- 778 / 779	INTERSECTION WITH P-780	T	04/10/01	P	2 X 2	2300	314	SC	04/10/01	SC
755	Q	P- 779 / 780	INTERSECTION WITH P-781	T	04/10/01	P	1 X 1	2300	314	SC	04/10/01	SC
755	R	P- 771 / 772	83' N OF SEOS	FM	04/10/01	P	2 X 6	2300	314	SC	04/10/01	SC
755	S	P- 770 / 772	ON 756E	DPX-706	04/10/01	P	1 X 4	2300	314	SC	04/10/01	SC
755	T	P- 774 / 775	95' N OF SEOS	PT	04/10/01	P	1 X 1	2300	314	SC	04/10/01	SC
755	W	P- 774 / 775	107' N OF SEOS	PT	04/10/01	P	1 X 1	2300	314	SC	04/10/01	SC
755	X	P- 772 / 774	10' N OF SEOS	PT	04/10/01	P	1 X 1	2300	314	SC	04/10/01	SC
756	A	P- 763 / 764	12' N OF SEOS	BO	04/05/01	P	1 X 1	2322	314	CFB	04/05/01	SC
756	B	P- 767 / 768	2' W OF EEOS	PT	04/05/01	P	1 X 2	2322	314	CFB	04/05/01	SC
756	C	P- 766 / 767	16' N OF SEOS	BO	04/05/01	P	1 X 1	2322	314	CFB	04/05/01	SC
756	D	P- 764 / 765	7' N OF SEOS	PT	04/05/01	P	1 X 1	2322	314	CFB	04/05/01	SC
756	E	P- 770 / 772	3' N OF SEOS	DPF-724	04/10/01	P	2 X 15	2300	314	SC	04/10/01	SC
756	F	P- 772 / 774	21' N OF SEOS	DPF-725	04/10/01	P	1 X 4	2300	314	SC	04/10/01	SC
756	G	P- 770 / 772	10' N OF SEOS	FM	COVERED BY 756E						-	-
756	H	P- 773 / 774	INTERSECTION WITH P-775	T	04/10/01	P	1 X 3	2300	314	SC	04/10/01	SC
756	I	P- 775 / 777	131' N OF SEOS	DPF-726	04/10/01	P	1 X 4	2300	314	SC	04/10/01	SC
756	J	P- 777 / 778	INTERSECTION WITH P-779	T	04/10/01	P	2 X 2	2300	314	SC	04/10/01	SC
756	K	P- 777 / 779	20' N OF SEOS	DPF-727	04/10/01	P	1 X 4	2300	314	SC	04/10/01	SC
756	M	P- 771 / 772	10' N OF SEOS	PT	04/10/01	P	1 X 4	2300	314	SC	04/10/01	SC
756	N	P- 780 / 781	INTERSECTION WITH P-782	T	04/12/01	P	1 X 2	2300	314	CFB	04/16/01	SC
756	P	P- 784 /	5' E OF WEOP AND 5' S OF NEOP	D	04/12/01	P	2 X 3	2300	314	CFB	04/13/01	CFB
756	Q	P- 784 /	15' E OF WEOP AND 5' S OF NEOP	D	04/12/01	P	2 X 3	2300	314	CFB	04/16/01	SC
756	R	P- 782 / 783	INTERSECTION WITH P-784	T	04/12/01	P	2 X 3	2300	314	CFB	04/13/01	CFB

TABLE J-2
GEOMEMBRANE REPAIR SUMMARY
PRIMARY GEOMEMBRANE LINER
TRAIL RIDGE LANDFILL PHASES VA, VB, VC, AND VD
BALDWIN, FLORIDA

DEFECT CODE		SEAM, PANEL OR REPAIR NUMBER	MAPPED LOCATION(1)	DEFECT TYPE(1)	REPAIR SUMMARY						NON-DESTRUCTIVE	
					DATE	TYPE(1)	APPROX. SIZE(5)	WELDER I.D. TECH.(2)	WELDER I.D. MACH.	QA MON.(2)	TEST DATE	QA MON.(2)
756	S	P- 783 / 784	INTERSECTION WITH P-785	T	04/12/01	P	2 X 2	2300	314	CFB	04/16/01	SC
756	T	P- 784 / 785	INTERSECTION WITH P-786	T	04/12/01	P	1 X 2	2300	314	CFB	04/16/01	SC
756	W	P- 785 / 786	INTERSECTION WITH P-787	T	04/12/01	P	1 X 2	2300	314	CFB	04/16/01	SC
756	X	P- 787 / 788	INTERSECTION WITH P-789	T	04/12/01	P	1 X 2	2300	314	CFB	04/16/01	SC
757	A	P- 780 / 782	100' S OF NEOS	DPF-728	04/12/01	P	1 X 5	2300	314	CFB	04/13/01	CFB
757	B	P- 780 / 782	30' S OF CT	FM	04/12/01	P	2 X 3	2300	314	CFB	04/16/01	CFB
757	C	P- 780 / 782	45' N OF CT	FM	04/12/01	P	3 X 5	2300	314	CFB	04/13/01	CFB
757	D	P- 782 / 784	26' N OF SEOS	DPF-729	04/13/01	P	1 X 4	2300	314	SL	04/16/01	SC
757	E	P- 782 / 784	10' N OF SEOS	FM	04/13/01	P	2 X 3	2300	314	SL	04/16/01	SC
757	F	P- 780 / 782	76' N OF SEOS	FM	04/12/01	P	1 X 5	2300	314	CFB	04/16/01	SC
757	G	P- 785 / 787	115' N OF SEOS	DPF-730	04/12/01	P	1 X 4	2300	314	CFB	04/16/01	SC
757	H	P- 784 / 786	8' N OF SEOS	WS	04/13/01	P	1 X 2	2300	314	SL	04/16/01	SC
757	I	P- 783 / NTI	14' W OF EEOS	DPX-707	04/11/01	P	1 X 4	2300	314	SC	04/13/01	CFB
757	J	P- 787 / 789	15' N OF SEOS	PT	04/13/01	P	1 X 2	2300	314	CFB	04/17/01	CFB
757	K	P- 770 / 772	12' N OF DPF-724	DPF-724B	COVERED BY 724B						-	-
757	M	P- 771 / 772	19' S OF NEOS	DPF-724A	COVERED BY 724A						-	-
757	N	P- 770 / 771 / 772	757M TO 755J	CAP	04/12/01	P	1 X 2	2300	314	CFB	04/13/01	SL
757	P	P- 770 / 772	756G TO 757K	CAP	04/12/01	P	1 X 10	2300	314	CFB	04/13/01	SL
757	Q	P- 788 / 789	INTERSECTION WITH P-790	T	04/16/01	P	1 X 1	2322	320	SC	04/16/01	SC
757	R	P- 789 / 790	INTERSECTION WITH P-791	T	04/16/01	P	1 X 3	2300	314	SC	04/17/01	CFB
757	S	P- 790 / 791	INTERSECTION WITH P-793	T	04/16/01	P	1 X 4	2300	314	SC	04/17/01	CFB
757	T	P- 789 / 791	48' N OF SEOS	DPF-731	04/16/01	P	1 X 4	2300	314	SC	04/17/01	CFB
757	W	P- 791 / 793	27' N OF SEOS	DPF-732	04/16/01	P	1 X 4	2300	314	SC	04/17/01	CFB
757	X	P- 792 / 794	15' N OF SEOS	DPF-733	04/16/01	P	1 X 4	2322	320	SC	04/16/01	SC
758	A	P- 794 / 797	6' N OF SEOS	DPF-734	04/16/01	P	1 X 4	2300	314	SC	04/17/01	CFB
758	B	P- 799 / 800	23' N OF SEOS	DPF-735	04/17/01	P	1 X 4	2300	314	CFB	04/17/01	CFB
758	C	P- 798 / 800	125' N OF SEOS	WS	04/14/01	P	2 X 7	2300	314	CFB	04/16/01	SC
758	D	P- 801 / 802	16' E OF WEOS	DPF-736	04/16/01	P	1 X 4	2322	320	SC	COVERED BY 758X	
758	E	P- 794 / 796	50' N OF SEOS	PT	04/16/01	P	1 X 4	2322	320	SC	04/16/01	SC
758	F	P- 782 / 784	20' N OF SEOS	PT	04/13/01	P	1 X 1	2300	314	SL	04/16/01	SC
758	G	P- 784 / 786	20' N OF SEOS	D	04/13/01	P	1 X 1	2300	314	SL	04/16/01	SC
758	H	P- 807 / 808	INTERSECTION WITH P-809	T	04/17/01	P	1 X 1	2300	314	CFB	04/17/01	SL
758	I	P- 801 / 803	INTERSECTION WITH NTI	T	04/13/01	P	2 X 3	2300	314	CFB	04/16/01	SC

TABLE J-2
GEOMEMBRANE REPAIR SUMMARY
PRIMARY GEOMEMBRANE LINER
TRAIL RIDGE LANDFILL PHASES VA, VB, VC, AND VD
BALDWIN, FLORIDA

DEFECT CODE	SEAM, PANEL OR REPAIR NUMBER	MAPPED LOCATION(1)	DEFECT TYPE(1)	REPAIR SUMMARY						NON-DESTRUCTIVE	
				DATE	TYPE(1)	APPROX. SIZE(5)	WELDER I.D. TECH.(2)	WELDER I.D. MACH.	QA MON.(2)	TEST DATE	QA MON.(2)
758 J	P- 802 / 803	16' S OF NEOS	FM	04/14/01	P	3 X 7	2300	314	CFB	04/16/01	SC
758 K	P- 802 / 803	20' S OF CT	PT	04/16/01	P	1 X 1	2300	314	SC	04/17/01	SL
758 M	P- 802 / 803	15' S OF CT	PT	04/16/01	P	1 X 1	2300	314	CFB	04/17/01	SL
758 N	P- 802 / 803	25' S OF CT	PT	04/16/01	P	1 X 1	2300	314	SC	04/17/01	SL
758 P	P- 803 / NTI	5' E OF WEOS	DPX-708	04/16/01	P	1 X 4	2322	320	SC	04/16/01	SC
758 Q	P- 808 / 809	5' E OF WEOS	DPF-738	04/17/01	P	2 X 4	2300	314	CFB	04/17/01	SL
758 R	P- 807 / 808	26' S OF NEOS	DPF-739	04/16/01	P	1 X 4	2322	320	SC	04/17/01	SL
758 S	P- 800 / 802	7' S OF NEOS	DPF-736A	COVERED BY 758W						-	-
758 T	P- 800 / 801	7' N OF SEOS	DPF-736B	COVERED BY 758W						-	-
758 W	P- 00 / 801 / 80	758S TO 758T	CAP	04/16/01	C	2 X 20	2322	320	SC	04/16/01	SC
758 X	P- 801 / 802	EEOS TO WEOS	CAP	04/16/01	C	2 X 10	2322	320	SC	04/16/01	SC
759 A	P- 790 / 792	INTERSECTION WITH P-793	T	04/16/01	P	1 X 1	2300	314	SC	04/17/01	CFB
759 B	P- 792 / 793	INTERSECTION WITH P-795	T	04/16/01	P	2 X 2	2300	314	SC	04/17/01	CFB
759 C	P- 792 / 794	INTERSECTION WITH P-795	T	04/16/01	P	1 X 1	2300	314	SC	04/17/01	CFB
759 D	P- 794 / 795	INTERSECTION WITH P-797	T	04/16/01	P	1 X 1	2300	314	SC	04/17/01	CFB
759 E	P- 794 / 796	INTERSECTION WITH P-797	T	04/16/01	P	1 X 1	2322	320	SC	04/16/01	SC
759 F	P- 796 / 797	INTERSECTION WITH P-798	T	04/16/01	P	1 X 1	2322	320	SC	04/16/01	SC
759 G	P- 797 / 798	INTERSECTION WITH P-799	T	04/14/01	P	1 X 4	2300	314	SC	04/17/01	CFB
759 H	P- 798 / 799	INTERSECTION WITH P-800	T	04/17/01	P	1 X 2	2300	314	CFB	04/17/01	CFB
759 I	P- 800 / 801	INTERSECTION WITH P-802	T	04/16/01	P	3 X 4	2300	314	SC	04/16/01	SC
759 J	P- 799 /	12' W OF EEOP AND 1' S OF NEOP	D	04/17/01	P	1 X 1	2300	314	CFB	04/17/01	CFB
759 K	P- 802 / 803	INTERSECTION WITH P-804	T	04/17/01	P	1 X 1	2300	314	CFB	04/17/01	CFB
759 M	P- 803 / 804	INTERSECTION WITH P-805	T	04/17/01	P	1 X 1	2300	314	CFB	04/17/01	CFB
759 N	P- 804 /	3' S OF NEOP AND 6' E OF WEOP	D	04/17/01	P	1 X 1	2300	314	CFB	04/17/01	CFB
759 P	P- 804 /	8' S OF NEOP AND 6' E OF WEOP	D	04/17/01	P	1 X 1	2300	314	CFB	04/17/01	CFB
759 Q	P- 804 /	13' S OF NEOP AND 6' E OF WEOP	D	04/17/01	P	1 X 1	2300	314	CFB	04/17/01	CFB
759 R	P- 804 /	18' S OF NEOP AND 6' E OF WEOP	D	04/17/01	P	1 X 1	2300	314	CFB	04/17/01	CFB
759 S	P- 805 / 806	INTERSECTION WITH P-807	T	04/16/01	P	1 X 1	2322	320	SC	04/16/01	SC
759 T	P- 806 /	5' N OF SEOP AND 2' E OF WEOP	D	04/16/01	P	1 X 1	2322	320	SC	04/16/01	SC
759 W	P- 806 / 807	INTERSECTION WITH P-808	T	04/16/01	P	1 X 1	2322	320	SC	04/16/01	SC
759 X	P- 801 / 803	20' S OF NEOS	DPF-737	04/16/01	P	1 X 4	2322	320	SC	04/16/01	SC
760 A	P- 801 / 802	INTERSECTION WITH P-803	T	04/16/01	P	1 X 1	2322	320	SC	04/16/01	SC
760 B	P- 808 / 809	INTERSECTION WITH P-810	T	04/17/01	P	1 X 2	2300	314	CFB	04/17/01	SL

TABLE J-2
GEOMEMBRANE REPAIR SUMMARY
PRIMARY GEOMEMBRANE LINER
TRAIL RIDGE LANDFILL PHASES VA, VB, VC, AND VD
BALDWIN, FLORIDA

DEFECT CODE		SEAM, PANEL OR REPAIR NUMBER	MAPPED LOCATION(1)	DEFECT TYPE(1)	REPAIR SUMMARY						NON-DESTRUCTIVE	
					DATE	TYPE(1)	APPROX. SIZE(5)	WELDER I.D. TECH.(2)	WELDER I.D. MACH.	QA MON.(2)	TEST DATE	QA MON.(2)
760	C	P- 810 / 811	INTERSECTION WITH P-812	T	04/17/01	P	2 X 2	2300	314	CFB	04/17/01	SL
760	D	P- 811 / ETI	20' S OF NEOS	DPX-709	04/16/01	P	1 X 4	2322	320	SC	04/17/01	SL
760	E	P- 810 / 812	20' N OF SEOS	DPF-740	04/17/01	P	2 X 4	2300	314	CFB	04/17/01	SL
760	F	P- 810 / 812	15' N OF SEOS	BO	04/17/01	P	1 X 1	2300	314	CFB	04/17/01	SL
760	G	P- 802 / SEC	12' W OF EEOS	DPX-710	04/16/01	P	1 X 4	2300	314	SC	04/17/01	SL
760	H	P- 812 / ETI	15' N OF SEOS	D	04/17/01	P	2 X 3	2300	314	CFB	04/17/01	SL
760	I	P- 811 / 812	INTERSECTION WITH ETI	T	04/17/01	P	2 X 2	2300	314	CFB	04/17/01	SL
760	J	P- 800 / 802	10' S OF DPF-736A	DPF-736A2	04/19/01	P	1 X 5	2322	320	SL	04/19/01	SL
760	K	P- 800 / 802	760J TO 758W	CAP	04/19/01	C	1 X 11	2322	320	SL	04/19/01	SL
760	M	P- 800 / 802	10' S OF DPF-736A2	DPF-736A3	COVERED BY 760N						-	-
760	N	P- 800 / 802	760M TO 760J	CAP	04/19/01	C	1 X 11	2322	320	SL	04/19/01	SL
760	P	P- - / -	DID NOT USE		-	-	-	-	-	-	-	-
760	Q	P- - / -	DID NOT USE		-	-	-	-	-	-	-	-
760	R	P- - / -	DID NOT USE		-	-	-	-	-	-	-	-
760	S	P- - / -	DID NOT USE		-	-	-	-	-	-	-	-
760	T	P- - / -	DID NOT USE		-	-	-	-	-	-	-	-
760	W	P- - / -	DID NOT USE		-	-	-	-	-	-	-	-
760	X	P- - / -	DID NOT USE		-	-	-	-	-	-	-	-

NOTES:

(1) Refer to Table J-3 for list of repair summary abbreviation codes.
(2) Refer to Appendix A for list of Golder and Serrot personnel.
(3) Repair could not be nondestructively tested; therefore, it was capped by an additional patch in accordance with Section 9.8.1 of the QAM.
(4) Repair made in accordance with Section 9.8.1 of the QAM.
(5) All dimensions are in feet unless noted otherwise.
* Repair was nondestructively tested using the spark test method.

F/N: PGRS.XLS

SECTION J-3

Listing of Repair Summary Abbreviation Codes

TABLE J-3
REPAIR SUMMARY ABBREVIATION CODES
TRAIL RIDGE LANDFILL
PHASES VA, VB, VC, AND VD
BALDWIN, FLORIDA

DEFECT CODE: A unique number and letter combination is given to each defect. There is no correlation between this identification and location in the cell.

MAPPED LOCATION:

@	= at	NTI	= North Tie-In
AT	= Anchor Trench	ETI	= East Tie-In
E	= East	C.T.	= Center Trench
W	= West	SEC	= Secondary Geomembrane
N	= North	PRI	= Primary Geomembrane
S	= South	LCF	= Leachate Control Flap
EEOS	= East End of Seam	SWF	= Stormwater Control Flap
WEOS	= West End of Seam	EEOP	= East End of Panel
NEOS	= North End of Seam	WEOP	= West End of Panel
SEOS	= South End of Seam	NEOP	= North End of Panel
w/	= with	SEOP	= South End of Panel

DEFECT TYPE:

INT	= Intersection	EXT	= Extension
MD	= Manufacturer/Delivery Damage	FM	= Fishmouth (Wrinkle)
PT	= Pressure Test	IO	= Insufficient Overlap
RAS	= Realigned Seam	FS, FSL	= Failed Seam Length
RS	= Rubsheet	FTS	= Field Test Strip
T	= 3 panel intersection	CR	= Crease
VL	= Vacuum Leak	SI	= Subgrade Irregularity
WR	= Wrinkle Repair	BS	= Boot/Skirt
WS	= Welder Start	GV	= Gas Vent
BO	= Burnout	WD	= Water Damage
D	= Damage	DP	= Double Patch
DSF-01	= Destructive Fusion Sample #01 - Secondary Liner		
DSX-01	= Destructive Extrusion Sample #01 - Secondary Liner		
DPF-01	= Destructive Fusion Sample #01 - Primary Liner		
DPX-01	= Destructive Extrusion Sample #01 - Primary Liner		
EE	= Earthwork Equipment Damage		

REPAIR TYPE:

P	= Patch	G&W	= Grind and Weld
2P	= Double Patch	C	= Cap
3P	= Triple Patch	EXT	= Extension

TECHNICIAN: Serrot International (See Appendix A for Tech. I.D.)
QA MONITOR: Golder Associates Inc. (See Appendix A for Personnel Initials)

F/N: G:\PROJECTS\003-3979\REPORTS\PHASEVA-VD\abbrev.xls

APPENDIX K

Non-Destructive Test Results

SECTION K-1

Secondary Pressure Test

TABLE K-1
GEOMEMBRANE PRESSURE TEST SUMMARY
SECONDARY GEOMEMBRANE LINER
TRAIL RIDGE LANDFILL PHASES VA, VB, VC, AND VD
BALDWIN, FLORIDA

SEAM NUMBER	DATE	SEGMENT(1)	TIME START	TIME FINISH	PRESSURE START	PRESSURE FINISH	STATUS	QA MON.(2)	REMARKS
PHASE VA									
S- 300 / 302	11/07/00	SEOS TO NEOS	912	917	30	28	PASS	MLB	
S- 302 / 304	11/07/00	SEOS TO NEOS	913	918	30	30	PASS	MLB	
S- 303 / 304	11/07/00	WEOS TO EEOS	914	919	30	27	PASS	MLB	
S- 302 / 303	11/07/00	SEOS TO NEOS	925	930	30	29	PASS	MLB	
S- 301 / 302	11/07/00	WEOS TO EEOS	929	934	30	28	PASS	MLB	
S- 300 / 301	11/07/00	SEOS TO NEOS	934	939	30	30	PASS	MLB	
S- 301 / 303	11/07/00	SEOS TO NEOS	936	941	30	30	PASS	MLB	
S- 303 / 305	11/07/00	SEOS TO NEOS	1007	1012	30	29	PASS	SC	
S- 304 / 305	11/07/00	SEOS TO NEOS	1006	1011	30	27	PASS	SC	
S- 307 / 309	11/07/00	SEOS TO NEOS	1045	1050	30	30	PASS	SC	
S- 305 / 307	11/07/00	SEOS TO NEOS	1044	1049	30	30	PASS	SC	
S- 308 / 309	11/07/00	WEOS TO EEOS	1049	1054	30	30	PASS	SC	
S- 307 / 308	11/07/00	SEOS TO NEOS	1054	1059	30	29	PASS	SC	
S- 309 / 310	11/07/00	SEOS TO NEOS	1056	1101	30	30	PASS	SC	
S- 308 / 310	11/07/00	SEOS TO NEOS	1105	1110	30	30	PASS	SC	
S- 306 / 307	11/07/00	WEOS TO EEOS	1109	1114	30	27	PASS	SC	
S- 305 / 306	11/07/00	SEOS TO NEOS	1108	1113	30	30	PASS	SC	
S- 306 / 308	11/07/00	SEOS TO NEOS	1110	1115	30	30	PASS	SC	
S- 312 / 314	11/07/00	SEOS TO NEOS	1141	1146	30	30	PASS	SC	
S- 313 / 314	11/07/00	EEOS TO WEOS	1140	1145	30	30	PASS	SC	
S- 310 / 312	11/07/00	SEOS TO NEOS	1318	1323	30	30	PASS	SL	
S- 312 / 313	11/07/00	SEOS TO NEOS	1321	1326	30	29	PASS	SL	
S- 310 / 311	11/07/00	SEOS TO NEOS	1329	1334	30	30	PASS	SL	
S- 311 / 312	11/07/00	WEOS TO EEOS	1330	1335	30	28	PASS	SL	
S- 311 / 313	11/07/00	SEOS TO NEOS	1331	1336	30	29	PASS	SL	
S- 314 / 315	11/07/00	SEOS TO NEOS	1427	1432	30	28	PASS	KG	
S- 313 / 315	11/07/00	SEOS TO NEOS	1437	1442	30	27	PASS	KG	
S- 315 / 317	11/07/00	SEOS TO NEOS	1449	1454	30	27	PASS	KG	
S- 316 / 317	11/07/00	WEOS TO EEOS	1451	1456	30	28	PASS	KG	
S- 315 / 316	11/07/00	SEOS TO NEOS	1500	1505	30	29	PASS	KG	
S- 317 / 319	11/07/00	SEOS TO NEOS	1549	1554	30	27	PASS	SC	
S- 318 / 319	11/07/00	WEOS TO EEOS	1550	1555	30	30	PASS	SC	
S- 319 / 320	11/07/00	SEOS TO NEOS	1553	1558	30	30	PASS	SC	
S- 317 / 318	11/07/00	SEOS TO NEOS	1551	1556	30	30	PASS	SC	
S- 318 / 320	11/07/00	SEOS TO NEOS	1554	1559	30	30	PASS	SC	
S- 316 / 318	11/07/00	SEOS TO NEOS	1600	1605	30	30	PASS	SC	
S- 320 / 322	11/07/00	SEOS TO 100T	-	-	-	-	FAIL	SC	Extrusion welded flap
S- 320 / 322	11/07/00	100T TO NEOS	1637	1642	30	30	PASS	MLB	
S- 320 / 321	11/07/00	SEOS TO NEOS	1640	1645	30	30	PASS	MLB	
S- 321 / 322	11/07/00	EEOS TO WEOS	1642	1647	30	30	PASS	MLB	
S- 322 / 324	11/07/00	SEOS TO NEOS	1700	1705	30	28	PASS	MLB	
S- 322 / 323	11/07/00	SEOS TO NEOS	1708	1713	30	29	PASS	MLB	
S- 323 / 324	11/07/00	WEOS TO EEOS	1709	1714	30	28	PASS	MLB	
S- 324 / 325	11/08/00	SEOS TO NEOS	730	735	30	28	PASS	MLB	
S- 323 / 325	11/08/00	SEOS TO NEOS	741	746	30	29	PASS	MLB	
S- 321 / 323	11/08/00	SEOS TO NEOS	853	858	30	27	PASS	MLB	
S- 325 / 327	11/08/00	SEOS TO NEOS	950	955	30	29	PASS	MLB	
S- 327 / 329	11/08/00	SEOS TO NEOS	951	956	30	28	PASS	MLB	
S- 328 / 329	11/08/00	WEOS TO 103Q	1001	1006	30	-	FAIL	MLB	Extrusion welded flap
S- 327 / 328	11/08/00	SEOS TO NEOS	1002	1007	30	29	PASS	MLB	
S- 328 / 329	11/08/00	103Q TO EEOS	1019	1024	30	-	FAIL	MLB	Extrusion welded flap
S- 329 / 330	11/08/00	NEOS TO SEOS	1020	1025	30	27	PASS	MLB	
S- 328 / 330	11/08/00	SEOS TO NEOS	1023	1028	30	29	PASS	MLB	
S- 325 / 326	11/08/00	SEOS TO NEOS	1032	1037	30	-	FAIL	MLB	Extrusion welded flap
S- 326 / 327	11/08/00	WEOS TO EEOS	1031	1036	30	30	PASS	MLB	

TABLE K-1
GEOMEMBRANE PRESSURE TEST SUMMARY
SECONDARY GEOMEMBRANE LINER
TRAIL RIDGE LANDFILL PHASES VA, VB, VC, AND VD
BALDWIN, FLORIDA

SEAM NUMBER	DATE	SEGMENT(1)	TIME		PRESSURE		STATUS	QA MON.(2)	REMARKS
			START	FINISH	START	FINISH			
S- 326 / 328	11/08/00	SEOS TO NEOS	1035	1040	30	28	PASS	MLB	
S- 330 / 332	11/08/00	NEOS TO SEOS	1052	1057	30	28	PASS	MLB	
S- 330 / 331	11/08/00	SEOS TO NEOS	1051	1056	30	27	PASS	MLB	
S- 331 / 332	11/08/00	WEOS TO EEOS	1101	1106	30	29	PASS	MLB	
S- 332 / 333	11/08/00	SEOS TO 102K	1308	1313	30	28	PASS	MLB	
S- 331 / 333	11/08/00	SEOS TO 102M	1118	1123	30	30	PASS	MLB	
S- 331 / 333	11/08/00	102M TO NEOS	-	-	-	-	FAIL	MLB	Extrusion welded flap
S- 332 / 334	11/08/00	NEOS TO SEOS	1140	1145	30	30	PASS	MLB	
S- 333 / 334	11/08/00	WEOS TO EEOS	1313	1318	30	30	PASS	MLB	
S- 334 / 335	11/08/00	NEOS TO SEOS	1315	1320	30	30	PASS	MLB	
S- 333 / 335	11/08/00	SEOS TO NEOS	1317	1322	30	30	PASS	MLB	
S- 332 / 333	11/08/00	NEOS 103R	-	-	-	-	FAIL	MLB	Extrusion welded flap
S- 332 / 333	11/08/00	103R TO 102N	1340	1345	30	29	PASS	MLB	
S- 332 / 333	11/08/00	102N TO 102K	-	-	-	-	FAIL	MLB	Extrusion welded flap
S- 335 / 336	11/08/00	102P TO SEOS	1345	1350	30	27	PASS	MLB	
S- 335 / 336	11/08/00	102P TO NEOS	1350	1355	30	30	PASS	MLB	
S- 336 / 338	11/08/00	NEOS TO SEOS	1417	1422	30	30	PASS	MLB	
S- 338 / 339	11/08/00	NEOS TO SEOS	1418	1423	30	30	PASS	MLB	
S- 336 / 337	11/08/00	SEOS TO NEOS	1428	1433	30	30	PASS	MLB	
S- 337 / 338	11/08/00	WEOS TO EEOS	1440	1445	30	28	PASS	MLB	
S- 337 / 339	11/08/00	SEOS TO 102Q	1437	1442	30	30	PASS	MLB	
S- 337 / 339	11/08/00	102Q TO NEOS	1439	1444	30	29	PASS	MLB	
S- 339 / 340	11/08/00	SEOS TO NEOS	1500	1505	30	30	PASS	MLB	
S- 340 / 342	11/08/00	SEOS TO NEOS	1520	1525	30	27	PASS	MLB	
S- 341 / 342	11/08/00	WEOS TO EEOS	1526	1531	30	30	PASS	MLB	
S- 340 / 341	11/08/00	SEOS TO NEOS	1525	1530	30	30	PASS	MLB	
S- 342 / 343	11/09/00	SEOS TO NEOS	750	755	30	30	PASS	SL	
S- 342 / 344	11/09/00	SEOS TO NEOS	-	-	-	-	FAIL	SL	Extrusion welded flap
S- 344 / 345	11/09/00	SEOS TO NEOS	-	-	-	-	FAIL	SL	Extrusion welded flap
S- 343 / 344	11/09/00	WEOS TO 102R	-	-	-	-	FAIL	SL	Extrusion welded flap
S- 343 / 344	11/09/00	102R TO EEOS	800	805	30	29	PASS	SL	
S- 343 / 345	11/09/00	SEOS TO NEOS	805	810	30	30	PASS	SL	
S- 345 / 347	11/09/00	SEOS TO NEOS	807	812	30	30	PASS	SL	
S- 347 / 349	11/09/00	NEOS TO SEOS	809	814	30	28	PASS	SL	
S- 348 / 349	11/09/00	WEOS TO EEOS	810	815	30	27	PASS	SL	
S- 347 / 348	11/09/00	SEOS TO NEOS	819	824	30	30	PASS	SL	
S- 341 / 343	11/09/00	SEOS TO NEOS	824	829	30	30	PASS	SL	
S- 346 / 347	11/09/00	WEOS TO EEOS	826	831	30	30	PASS	SL	
S- 345 / 346	11/09/00	SEOS TO NEOS	825	830	30	30	PASS	SL	
S- 346 / 348	11/09/00	SEOS TO NEOS	826	831	30	30	PASS	SL	
S- 349 / 350	11/09/00	NEOS TO SEOS	1009	1014	30	28	PASS	SL	
S- 348 / 350	11/09/00	SEOS TO NEOS	1008	1013	30	30	PASS	SL	
S- 350 / 352	11/09/00	SEOS TO NEOS	1010	1015	30	30	PASS	SL	
S- 352 / 354	11/09/00	NEOS TO SEOS	1011	1016	30	29	PASS	SL	
S- 352 / 353	11/09/00	SEOS TO NEOS	1020	1025	30	30	PASS	MLB	
S- 353 / 354	11/09/00	WEOS TO EEOS	1019	1024	30	28	PASS	MLB	
S- 354 / 355	11/09/00	NEOS TO SEOS	1025	1030	30	30	PASS	MLB	
S- 353 / 355	11/09/00	SEOS TO NEOS	1023	1028	30	30	PASS	MLB	
S- 351 / 353	11/09/00	SEOS TO NEOS	1040	1045	30	29	PASS	MLB	
S- 351 / 352	11/09/00	EEOS TO WEOS	1041	1046	30	28	PASS	MLB	
S- 350 / 351	11/09/00	SEOS TO NEOS	1111	1116	30	30	PASS	MLB	
S- 355 / 357	11/09/00	SEOS TO NEOS	1405	1410	30	30	PASS	KG	
S- 357 / 358	11/09/00	SEOS TO NEOS	1410	1415	30	30	PASS	KG	
S- 357 / 359	11/09/00	NEOS TO SEOS	1414	1419	30	28	PASS	KG	
S- 358 / 359	11/09/00	WEOS TO EEOS	1416	1421	30	30	PASS	KG	
S- 359 / 360	11/09/00	NEOS TO SEOS	1421	1426	30	30	PASS	KG	

TABLE K-1
GEOMEMBRANE PRESSURE TEST SUMMARY
SECONDARY GEOMEMBRANE LINER
TRAIL RIDGE LANDFILL PHASES VA, VB, VC, AND VD
BALDWIN, FLORIDA

SEAM NUMBER	DATE	SEGMENT(1)	TIME		PRESSURE		STATUS	QA MON.(2)	REMARKS
			START	FINISH	START	FINISH			
S- 358 / 360	11/09/00	SEOS TO NEOS	1422	1427	30	29	PASS	KG	
S- 360 / 361	11/09/00	SEOS TO NEOS	1435	1440	30	30	PASS	KG	
S- 361 / 362	11/09/00	SEOS TO NEOS	1438	1443	30	30	PASS	KG	
S- 362 / 363	11/09/00	SEOS TO NEOS	1502	1507	30	30	PASS	KG	
S- 363 / 365	11/09/00	SEOS TO NEOS	1503	1508	30	30	PASS	KG	
S- 363 / 364	11/09/00	SEOS TO NEOS	1517	1522	30	30	PASS	KG	
S- 364 / 365	11/09/00	WEOS TO EEOS	1516	1521	30	29	PASS	KG	
S- 356 / 357	11/09/00	WEOS TO EEOS	1527	1532	30	27	PASS	KG	
S- 355 / 356	11/09/00	SEOS TO NEOS	1528	1533	30	30	PASS	KG	
S- 356 / 358	11/09/00	SEOS TO NEOS	1526	1531	30	30	PASS	KG	
S- 365 / 366	11/09/00	SEOS TO NEOS	1553	1558	30	30	PASS	KG	
S- 366 / 367	11/09/00	WEOS TO EEOS	1555	1600	30	30	PASS	KG	
S- 365 / 367	11/09/00	SEOS TO NEOS	1554	1559	30	-	FAIL	KG	Extrusion welded flap
S- 366 / 368	11/09/00	SEOS TO NEOS	1604	1609	30	30	PASS	KG	
S- 367 / 368	11/09/00	SEOS TO NEOS	1605	1610	30	30	PASS	KG	
S- 364 / 366	11/09/00	SEOS TO NEOS	1612	1617	30	30	PASS	KG	
S- 368 / 369	11/30/00	SEOS TO 107I	804	809	30	30	PASS	SL	
S- 368 / 369	11/30/00	107I TO 107H	-	-	-	-	FAIL	SL	Extrusion welded flap
S- 368 / 369	11/30/00	107H TO NEOS	-	-	-	-	FAIL	SL	Extrusion welded flap
S- 370 / 371	01/06/01	WEOS TO EEOS	1002	1007	30	30	PASS	SL	
S- 371 / 372	01/06/01	WEOS TO EEOS	1024	1029	30	28	PASS	SL	
S- 372 / 373	01/06/01	WEOS TO EEOS	1035	1040	30	30	PASS	SL	
S- 375 / 376	01/06/01	WEOS TO 108E	1115	1120	30	30	PASS	KG	
S- 374 / 375	01/06/01	WEOS TO EEOS	1121	1126	30	30	PASS	SL	
S- 375 / 376	01/06/01	108E TO EEOS	1130	1135	30	30	PASS	KG	
S- 376 / 377	01/06/01	WEOS TO EEOS	1134	1139	30	29	PASS	KG	
S- 373 / 375	01/06/01	WEOS TO EEOS	1140	1145	30	30	PASS	KG	
S- 373 / 376	01/06/01	WEOS TO 108K	1146	1151	30	30	PASS	KG	
S- 373 / 376	01/06/01	108K TO EEOS	1148	1153	30	30	PASS	SL	
S- 373 / 377	01/06/01	WEOS TO 108M	1310	1315	30	30	PASS	CFB	
S- 373 / 377	01/06/01	108M TO EEOS	-	-	-	-	FAIL	CFB	Extrusion welded flap
S- 374 / 378	01/06/01	WEOS TO EEOS	1408	1413	30	30	PASS	CFB	
S- 378 / 379	01/06/01	WEOS TO EEOS	1409	1414	30	30	PASS	CFB	
S- 379 / 380	01/06/01	WEOS TO EEOS	1421	1426	30	27	PASS	CFB	
S- 380 / 381	01/06/01	WEOS TO EEOS	1422	1427	30	30	PASS	CFB	
S- 381 / 382	01/06/01	WEOS TO EEOS	1437	1442	30	30	PASS	CFB	
S- 382 / 383	01/06/01	WEOS TO EEOS	1438	1443	30	30	PASS	CFB	
S- 383 / 384	01/06/01	WEOS TO EEOS	1450	1455	30	30	PASS	CFB	
S- 384 / 385	01/06/01	WEOS TO EEOS	1446	1451	30	30	PASS	CFB	
S- 369 / 385	01/06/01	SEOS TO NEOS	1533	1538	30	27	PASS	KG	
S- 369 / 384	01/06/01	SEOS TO NEOS	1534	1539	30	30	PASS	KG	
S- 369 / 383	01/06/01	SEOS TO NEOS	1540	1545	30	27	PASS	KG	
S- 369 / 382	01/06/01	SEOS TO NEOS	1542	1547	30	28	PASS	KG	
S- 369 / 381	01/06/01	SEOS TO NEOS	1547	1552	30	30	PASS	KG	
S- 369 / 380	01/06/01	SEOS TO NEOS	1548	1553	30	30	PASS	KG	
S- 369 / 379	01/06/01	SEOS TO NEOS	1601	1606	30	29	PASS	KG	
S- 369 / 378	01/06/01	SEOS TO NEOS	1602	1607	30	30	PASS	KG	
S- 369 / 374	01/06/01	SEOS TO NEOS	1619	1624	30	28	PASS	KG	
S- 369 / 373	01/06/01	SEOS TO 107Q	1630	1635	30	29	PASS	KG	
S- 369 / 373	01/06/01	107Q TO NEOS	-	-	-	-	FAIL	KG	Extrusion welded
S- 369 / 372	01/06/01	SEOS TO NEOS	1631	1636	30	28	PASS	KG	
S- 369 / 371	01/06/01	SEOS TO NEOS	1640	1645	30	29	PASS	KG	
S- 369 / 370	01/06/01	SEOS TO NEOS	1641	1646	30	28	PASS	KG	
RS- 1 / 2	01/06/01	WEOS TO EEOS	1652	1657	30	29	PASS	KG	Rubsheet
RS- 2 / 3	01/06/01	WEOS TO EEOS	1653	1658	30	29	PASS	KG	Rubsheet

TABLE K-1
GEOMEMBRANE PRESSURE TEST SUMMARY
SECONDARY GEOMEMBRANE LINER
TRAIL RIDGE LANDFILL PHASES VA, VB, VC, AND VD
BALDWIN, FLORIDA

SEAM NUMBER	DATE	SEGMENT(1)	TIME		PRESSURE		STATUS	QA MON.(2)	REMARKS
			START	FINISH	START	FINISH			
PHASE VB									
S- 603 / 604	01/25/01	EEOS TO WEOS	947	952	30	27	PASS	CFB	
S- 601 / 602	01/25/01	WEOS TO EEOS	957	1002	30	30	PASS	CFB	
S- 600 / 602	01/25/01	NEOS TO SEOS	956	1001	30	30	PASS	CFB	
S- 602 / 604	01/25/01	NEOS TO 601B	1014	1019	30	30	PASS	CFB	
S- 602 / 604	01/25/01	601B TO SEOS	1018	1023	30	30	PASS	CFB	
S- 602 / 603	01/25/01	NEOS TO SEOS	1005	1010	30	30	PASS	CFB	
S- 600 / 601	01/25/01	SEOS TO NEOS	1032	1037	30	30	PASS	CFB	
S- 604 / 605	01/25/01	NEOS TO SEOS	1028	1033	30	30	PASS	CFB	
S- 601 / 603	01/25/01	SEOS TO NEOS	1038	1043	30	30	PASS	CFB	
S- 603 / 605	01/25/01	SEOS TO NEOS	1102	1107	30	30	PASS	CFB	
S- 607 / 609	01/25/01	NEOS TO SEOS	1103	1109	30	30	PASS	CFB	
S- 606 / 607	01/25/01	WEOS TO EEOS	1116	1121	30	30	PASS	CFB	
S- 605 / 607	01/25/01	NEOS TO SEOS	1117	1122	30	30	PASS	SL	
S- 605 / 606	01/25/01	SEOS TO NEOS	1131	1130	30	30	PASS	SL	
S- 607 / 608	01/25/01	SEOS TO NEOS	1140	1145	30	30	PASS	SL	
S- 608 / 609	01/25/01	WEOS TO EEOS	1143	1148	30	30	PASS	SL	
S- 609 / 610	01/25/01	NEOS TO SEOS	1147	1152	30	30	PASS	SL	
S- 608 / 610	01/25/01	SEOS TO NEOS	1328	1333	30	30	PASS	SL	
S- 606 / 608	01/25/01	SEOS TO NEOS	1331	1336	30	30	PASS	CFB	
S- 610 / 612	01/25/01	NEOS TO SEOS	1338	1343	30	30	PASS	SL	
S- 610 / 611	01/25/01	SEOS TO NEOS	1347	1352	30	30	PASS	CFB	
S- 612 / 613	01/25/01	NEOS TO SEOS	1350	1355	30	30	PASS	CFB	
S- 611 / 612	01/25/01	WEOS TO EEOS	1352	1357	30	30	PASS	CFB	Walkthrough
S- 611 / 613	01/25/01	SEOS TO NEOS	1401	1406	30	30	PASS	CFB	
S- 612 / 614	01/25/01	NEOS TO SEOS	1408	1413	30	30	PASS	CFB	
S- 613 / 614	01/25/01	WEOS TO EEOS	1409	1414	30	30	PASS	CFB	
S- 614 / 615	01/25/01	NEOS TO SEOS	1426	1431	30	30	PASS	CFB	
S- 613 / 615	01/25/01	SEOS TO NEOS	1431	1436	30	30	PASS	CFB	
S- 615 / 616	01/25/01	601K TO NEOS	1428	1443	30	30	PASS	CFB	
S- 615 / 616	01/25/01	SEOS TO 601K	-	-	-	-	FAIL	CFB	Extrusion welded flap
S- 617 / 618	01/25/01	WEOS TO EEOS	1506	1511	30	30	PASS	CFB	
S- 616 / 618	01/25/01	SEOS TO NEOS	1505	1510	30	30	PASS	CFB	
S- 616 / 617	01/25/01	SEOS TO NEOS	1523	1528	30	30	PASS	CFB	
S- 618 / 619	01/25/01	SEOS TO NEOS	1518	1513	30	30	PASS	CFB	
S- 617 / 619	01/25/01	SEOS TO NEOS	1520	1525	30	30	PASS	CFB	
S- 619 / 620	01/26/01	SEOS TO NEOS	807	812	30	30	PASS	CFB	
S- 620 / 621	01/26/01	SEOS TO NEOS	814	819	30	27	PASS	CFB	
S- 620 / 622	01/26/01	NEOS TO SEOS	812	817	30	30	PASS	CFB	
S- 621 / 622	01/26/01	WEOS TO EEOS	813	818	30	30	PASS	CFB	
S- 622 / 624	01/26/01	NEOS TO SEOS	829	834	30	30	PASS	CFB	
S- 623 / 624	01/26/01	WEOS TO EEOS	830	835	30	27	PASS	CFB	
S- 622 / 623	01/26/01	SEOS TO NEOS	827	832	30	30	PASS	CFB	
S- 624 / 625	01/26/01	NEOS TO SEOS	851	856	30	30	PASS	CFB	
S- 623 / 625	01/26/01	SEOS TO NEOS	850	855	30	30	PASS	CFB	
S- 621 / 623	01/26/01	SEOS TO NEOS	845	850	30	30	PASS	CFB	
S- 626 / 627	01/26/01	WEOS TO EEOS	907	912	30	30	PASS	CFB	
S- 625 / 626	01/26/01	SEOS TO NEOS	908	913	30	30	PASS	CFB	
S- 625 / 627	01/26/01	NEOS TO SEOS	909	914	30	30	PASS	CFB	
S- 628 / 629	01/26/01	WEOS TO EEOS	1043	1048	30	30	PASS	CFB	
S- 627 / 629	01/26/01	NEOS TO SEOS	1045	1050	30	30	PASS	CFB	
S- 627 / 628	01/26/01	SEOS TO NEOS	1044	1050	30	30	PASS	CFB	
S- 626 / 628	01/26/01	SEOS TO NEOS	1055	1100	30	30	PASS	CFB	
S- 628 / 630	01/26/01	SEOS TO NEOS	1054	1059	30	30	PASS	CFB	
S- 629 / 630	01/26/01	602E TO NEOS	1048	1053	30	28	PASS	CFB	Extrusion welded flap
S- 630 / 631	01/26/01	SEOS TO NEOS	1120	1125	30	30	PASS	CFB	

TABLE K-1
GEOMEMBRANE PRESSURE TEST SUMMARY
SECONDARY GEOMEMBRANE LINER
TRAIL RIDGE LANDFILL PHASES VA, VB, VC, AND VD
BALDWIN, FLORIDA

SEAM NUMBER	DATE	SEGMENT(1)	TIME		PRESSURE		STATUS	QA MON.(2)	REMARKS
			START	FINISH	START	FINISH			
S- 632 / 633	01/26/01	SEOS TO NEOS	1137	1142	30	30	PASS	SL	
S- 633 / 634	01/26/01	WEOS TO EEOS	1136	1141	30	30	PASS	SL	
S- 632 / 634	01/26/01	NEOS TO SEOS	1135	1140	30	30	PASS	SL	
S- 631 / 632	01/26/01	WEOS TO EEOS	1121	1126	30	30	PASS	CFB	
S- 630 / 632	01/26/01	NEOS TO SEOS	1122	1127	30	30	PASS	SL	
S- 631 / 633	01/26/01	SEOS TO NEOS	1146	1151	30	28	PASS	CFB	
S- 634 / 635	01/26/01	NEOS TO SEOS	1444	1449	30	30	PASS	CFB	
S- 633 / 635	01/26/01	SEOS TO NEOS	1445	1450	30	30	PASS	CFB	
S- 635 / 636	01/26/01	SEOS TO NEOS	1500	1505	30	30	PASS	CFB	
S- 636 / 637	01/26/01	602M TO EEOS	1507	1512	30	30	PASS	CFB	Extrusion welded flap
S- 635 / 637	01/26/01	NEOS TO SEOS	1502	1507	30	30	PASS	CFB	
S- 637 / 639	01/26/01	NEOS TO SEOS	1535	1540	30	30	PASS	CFB	
S- 637 / 638	01/26/01	NEOS TO SEOS	1532	1537	30	30	PASS	CFB	
S- 636 / 638	01/26/01	SEOS TO NEOS	1533	1538	30	30	PASS	CFB	
S- 638 / 640	01/26/01	SEOS TO NEOS	1549	1554	30	30	PASS	CFB	
S- 638 / 639	01/26/01	WEOS TO EEOS	1537	1542	30	30	PASS	CFB	
S- 639 / 640	01/26/01	NEOS TO SEOS	1548	1553	30	30	PASS	CFB	
S- 640 / 641	01/26/01	SEOS TO NEOS	1603	1608	30	30	PASS	CFB	
S- 641 / 642	01/26/01	EEOS TO WEOS	1602	1607	30	30	PASS	CFB	
S- 640 / 642	01/26/01	NEOS TO SEOS	1601	1606	30	30	PASS	CFB	
S- 641 / 643	01/26/01	SEOS TO NEOS	1611	1616	30	30	PASS	CFB	
S- 642 / 643	01/26/01	NEOS TO SEOS	1612	1617	30	30	PASS	CFB	
S- 642 / 644	01/26/01	NEOS TO SEOS	1614	1620	30	29	PASS	CFB	
S- 643 / 645	01/27/01	SEOS TO NEOS	756	801	30	30	PASS	KG	
S- 643 / 644	01/27/01	WEOS TO EEOS	758	803	30	30	PASS	KG	
S- 644 / 645	01/27/01	SEOS TO NEOS	757	802	30	28	PASS	KG	
S- 646 / 647	01/27/01	WEOS TO EEOS	808	813	30	28	PASS	KG	
S- 645 / 646	01/27/01	SEOS TO NEOS	811	816	30	28	PASS	KG	
S- 645 / 647	01/27/01	SEOS TO NEOS	809	814	30	30	PASS	KG	
S- 646 / 648	01/27/01	SEOS TO NEOS	831	836	30	29	PASS	KG	
S- 647 / 648	01/27/01	603Q TO NEOS	829	834	30	30	PASS	KG	
S- 647 / 648	01/27/01	SEOS TO 603Q	-	-	-	-	FAIL	KG	Extrusion welded flap
S- 648 / 650	01/27/01	SEOS TO NEOS	843	848	30	30	PASS	KG	
S- 649 / 650	01/27/01	WEOS TO EEOS	844	849	30	29	PASS	KG	
S- 648 / 649	01/27/01	SEOS TO NEOS	845	850	30	30	PASS	KG	
S- 650 / 652	01/27/01	SEOS TO NEOS	853	858	30	30	PASS	KG	
S- 649 / 652	01/27/01	SEOS TO NEOS	852	857	30	30	PASS	KG	
S- 651 / 652	01/27/01	WEOS TO EEOS	858	903	30	30	PASS	KG	
S- 649 / 651	01/27/01	SEOS TO NEOS	903	908	30	29	PASS	KG	
S- 653 / 655	02/12/01	SEOS TO NEOS	804	809	30	30	PASS	KG	
S- 655 / 656	02/12/01	SEOS TO NEOS	805	810	30	27	PASS	KG	
S- 657 / 659	02/12/01	SEOS TO NEOS	807	812	30	30	PASS	KG	
S- 652 / 653	02/12/01	SEOS TO 604E	-	-	-	-	FAIL	KG	Extrusion welded flap
S- 656 / 657	02/12/01	SEOS TO NEOS	825	830	30	30	PASS	KG	
S- 652 / 653	02/12/01	604E TO 605A	828	833	30	29	PASS	KG	
S- 653 / 654	02/12/01	SEOS TO NEOS	835	840	30	30	PASS	KG	
S- 654 / 656	02/12/01	SEOS TO NEOS	836	841	30	30	PASS	KG	
S- 654 / 655	02/12/01	WEOS TO EEOS	837	839	30	30	PASS	KG	
S- 652 / 653	02/12/01	605A TO NEOS	842	847	30	30	PASS	KG	
S- 651 / 653	02/12/01	SEOS TO NEOS	844	849	30	27	PASS	KG	
S- 656 / 658	02/12/01	SEOS TO NEOS	850	855	30	30	PASS	KG	
S- 658 / 659	02/12/01	SEOS TO NEOS	852	857	30	30	PASS	KG	
S- 657 / 658	02/12/01	WEOS TO EEOS	851	856	30	29	PASS	KG	
S- 660 / 661	03/08/01	WEOS TO EEOS	1101	1106	30	30	PASS	CFB	
S- 661 / 662	03/08/01	WEOS TO EEOS	1106	1111	30	30	PASS	CFB	
S- 661 / 663	03/08/01	WEOS TO EEOS	1114	1119	30	30	PASS	CFB	

TABLE K-1
GEOMEMBRANE PRESSURE TEST SUMMARY
SECONDARY GEOMEMBRANE LINER
TRAIL RIDGE LANDFILL PHASES VA, VB, VC, AND VD
BALDWIN, FLORIDA

SEAM NUMBER	DATE	SEGMENT(1)	TIME		PRESSURE		STATUS	QA MON.(2)	REMARKS
			START	FINISH	START	FINISH			
S- 662 / 663	03/08/01	605F TO NEOS	1128	1133	30	30	PASS	CFB	
S- 662 / 664	03/08/01	EEOS TO WEOS	1129	1134	30	30	PASS	CFB	
S- 662 / 663	03/08/01	SEOS TO 605F	1128	1133	30	-	FAIL	CFB	Extrusion welded flap
S- 663 / 664	03/08/01	WEOS TO EEOS	1138	1143	30	30	PASS	CFB	
S- 664 / 665	03/08/01	EEOS TO WEOS	1308	1313	30	30	PASS	CFB	
S- 664 / 666	03/08/01	WEOS TO 604G	1309	1314	30	30	PASS	CFB	
S- 664 / 666	03/08/01	604G TO EEOS	-	-	-	-	FAIL	CFB	Extrusion welded flap
S- 665 / 666	03/08/01	WEOS TO EEOS	1335	1340	30	30	PASS	CFB	
S- 671 / 672	03/08/01	NEOS TO SEOS	1340	1345	30	30	PASS	CFB	
S- 665 / 671	03/08/01	WEOS TO EEOS	1438	1443	30	30	PASS	CFB	
S- 665 / 672	03/08/01	EEOS TO WEOS	1440	1445	30	30	PASS	CFB	
S- 669 / 670	03/08/01	NEOS TO 604J	1500	1505	30	30	PASS	CFB	
S- 669 / 670	03/08/01	604J TO SEOS	-	-	-	-	FAIL	CFB	Extrusion welded flap
S- 668 / 669	03/08/01	SEOS TO 605K	1506	1511	30	30	PASS	CFB	
S- 668 / 669	03/08/01	605K TO NEOS	1507	1512	30	30	PASS	CFB	
S- 667 / 668	03/08/01	NEOS TO SEOS	1512	1517	30	30	PASS	CFB	
S- 665 / 667	03/08/01	WEOS TO EEOS	1511	1516	30	30	PASS	CFB	
S- 659 / 667	03/08/01	NEOS TO 606A	1519	1524	30	30	PASS	CFB	
S- 659 / 667	03/08/01	606A TO SEOS	1520	1525	30	30	PASS	CFB	
S- 659 / 664	03/08/01	SEOS TO NEOS	1522	1527	30	30	PASS	CFB	
S- 665 / 668	03/08/01	WEOS TO EEOS	1527	1532	30	30	PASS	CFB	
S- 665 / 669	03/08/01	WEOS TO EEOS	1534	1539	30	30	PASS	CFB	
S- 670 / 671	03/08/01	NEOS TO SEOS	1542	1547	30	30	PASS	CFB	
S- 665 / 670	03/08/01	WEOS TO EEOS	1540	1545	30	30	PASS	CFB	
S- 659 / 662	03/08/01	SEOS TO NEOS	1605	1610	30	30	PASS	SL	
S- 659 / 661	03/08/01	SEOS TO NEOS	1613	1618	30	30	PASS	SL	
S- 659 / 660	03/08/01	SEOS TO NEOS	-	-	-	-	FAIL	SL	Extrusion welded flap
S- 659 / 660	03/08/01	604I TO NEOS	-	-	-	-	FAIL	SL	Extrusion welded flap
S- RS1 / RS2	03/08/01	SEOS TO NEOS	1730	1735	30	30	PASS	KG	Rubsheet
S- RS2 / RS3	03/08/01	NEOS TO 606B	1716	1721	30	30	PASS	KG	Rubsheet
S- RS2 / RS3	03/08/01	606B TO SEOS	1732	1737	30	30	PASS	KG	Rubsheet
PHASE VC									
S- 403 / 404	12/13/00	EEOS TO WEOS	737	742	30	30	PASS	SC	
S- 400 / 403	12/13/00	SEOS TO NEOS	740	745	30	30	PASS	SC	
S- 400 / 404	12/13/00	SEOS TO NEOS	745	750	30	28	PASS	SC	
S- 404 / 405	12/13/00	EEOS TO WEOS	747	752	30	29	PASS	SC	
S- 400 / 405	12/13/00	SEOS TO NEOS	751	756	30	30	PASS	SC	
S- 405 / 406	12/13/00	EEOS TO 151G	805	810	30	30	PASS	SC	
S- 405 / 406	12/13/00	151G TO WEOS	-	-	-	-	FAIL	SC	Extrusion weld flap
S- 406 / 407	12/13/00	EEOS TO WEOS	752	757	30	30	PASS	SC	
S- 400 / 406	12/13/00	SEOS TO NEOS	800	805	30	30	PASS	SC	
S- 400 / 407	12/13/00	SEOS TO NEOS	802	807	30	30	PASS	SC	
S- 407 / 408	12/13/00	EEOS TO WEOS	827	832	30	30	PASS	SC	
S- 400 / 408	12/13/00	SEOS TO NEOS	826	831	30	30	PASS	SC	
S- 408 / 409	12/13/00	EEOS TO WEOS	830	835	30	30	PASS	SC	
S- 400 / 409	12/13/00	SEOS TO NEOS	831	836	30	30	PASS	SC	
S- 409 / 410	12/13/00	EEOS TO WEOS	833	838	30	30	PASS	SC	
S- 400 / 410	12/13/00	SEOS TO NEOS	840	845	30	30	PASS	SC	
S- 410 / 411	12/13/00	EEOS TO WEOS	842	847	30	30	PASS	SC	
S- 400 / 411	12/13/00	SEOS TO NEOS	843	848	30	30	PASS	SC	
S- 411 / 412	12/13/00	EEOS TO WEOS	845	850	30	30	PASS	SC	
S- 400 / 412	12/13/00	SEOS TO NEOS	850	855	30	30	PASS	SC	
S- 413 / 414	12/13/00	EEOS TO WEOS	853	858	30	30	PASS	SC	
S- 412 / 413	12/13/00	EEOS TO WEOS	854	859	30	30	PASS	SC	

TABLE K-1
GEOMEMBRANE PRESSURE TEST SUMMARY
SECONDARY GEOMEMBRANE LINER
TRAIL RIDGE LANDFILL PHASES VA, VB, VC, AND VD
BALDWIN, FLORIDA

SEAM NUMBER	DATE	SEGMENT(1)	TIME		PRESSURE		STATUS	QA MON.(2)	REMARKS
			START	FINISH	START	FINISH			
S- 400 / 413	12/13/00	SEOS TO NEOS	855	900	30	28	PASS	SC	
S- 400 / 414	12/13/00	SEOS TO NEOS	902	907	30	28	PASS	SC	
S- 414 / 415	12/13/00	EEOS TO WEOS	905	910	30	29	PASS	SC	
S- 400 / 415	12/13/00	SEOS TO NEOS	903	908	30	30	PASS	SC	
S- 415 / 416	12/13/00	EEOS TO WEOS	910	915	30	29	PASS	SC	
S- 400 / 416	12/13/00	SEOS TO NEOS	908	913	30	30	PASS	SC	
S- 402 / 418	12/13/00	SEOS TO NEOS	918	923	30	29	PASS	SC	
S- 417 / 418	12/13/00	WEOS TO EEOS	919	924	30	29	PASS	SC	
S- 402 / 417	12/13/00	SEOS TO NEOS	927	935	30	30	PASS	SC	
S- 401 / 417	12/13/00	SEOS TO NEOS	936	941	30	28	PASS	SC	
S- 400 / 401	12/13/00	SEOS TO NEOS	938	943	30	30	PASS	SC	
S- 400 / 402	12/13/00	SEOS TO NEOS	940	945	30	30	PASS	SC	
S- 401 / 402	12/13/00	EEOS TO WEOS	938	943	30	29	PASS	SC	
S- 419 / 420	12/13/00	SEOS TO NEOS	954	959	30	30	PASS	SC	
S- 419 / 421	12/13/00	SEOS TO NEOS	952	957	30	30	PASS	SC	
S- 420 / 421	12/13/00	EEOS TO WEOS	950	955	30	29	PASS	SC	
S- 417 / 419	12/13/00	SEOS TO NEOS	1000	1005	30	30	PASS	SC	
S- 407 / 150A	12/13/00	SEOS TO NEOS	819	824	30	30	PASS	SC	
S- 420 / 422	12/13/00	SEOS TO NEOS	1004	1009	30	30	PASS	SC	
S- 421 / 422	12/13/00	SEOS TO NEOS	1003	1008	30	28	PASS	SC	
S- 422 / 423	12/13/00	EEOS TO WEOS	1012	1017	30	30	PASS	SC	
S- 421 / 423	12/13/00	SEOS TO NEOS	1014	1019	30	30	PASS	SC	
S- 423 / 424	12/13/00	SEOS TO NEOS	1019	1024	30	29	PASS	SC	
S- 422 / 424	12/13/00	SEOS TO NEOS	1017	1022	30	30	PASS	SC	
S- 418 / 419	12/13/00	SEOS TO NEOS	1022	1027	30	30	PASS	SC	
S- 425 / 427	12/13/00	SEOS TO NEOS	1038	1043	30	30	PASS	SC	
S- 425 / 426	12/13/00	SEOS TO NEOS	1039	1044	30	30	PASS	SC	
S- 426 / 427	12/13/00	EEOS TO WEOS	1036	1041	30	30	PASS	SC	
S- 427 / 428	12/13/00	SEOS TO NEOS	1048	1053	30	30	PASS	SC	
S- 424 / 425	12/13/00	SEOS TO NEOS	1043	1048	30	30	PASS	SC	
S- 426 / 428	12/13/00	SEOS TO NEOS	1050	1055	30	28	PASS	SC	
S- 427 / 429	12/13/00	SEOS TO NEOS	1056	101	30	30	PASS	SC	
S- 428 / 429	12/13/00	WEOS TO EEOS	1106	1111	30	29	PASS	SC	
S- 429 / 430	12/13/00	SEOS TO NEOS	1103	1108	30	29	PASS	SC	
S- 428 / 430	12/13/00	SEOS TO NEOS	1105	1110	30	30	PASS	SC	
S- 432 / 434	12/13/00	SEOS TO NEOS	1114	1119	30	28	PASS	SC	
S- 433 / 434	12/13/00	EEOS TO WEOS	115	1120	30	29	PASS	SC	
S- 432 / 433	12/13/00	SEOS TO NEOS	1121	1126	30	29	PASS	SC	
S- 434 / 435	12/13/00	SEOS TO NEOS	1130	1135	30	30	PASS	SC	
S- 433 / 435	12/13/00	SEOS TO NEOS	1119	1124	30	29	PASS	SC	
S- 430 / 432	12/13/00	SEOS TO NEOS	1122	1127	30	29\	PASS	SC	
S- 430 / 431	12/13/00	SEOS TO NEOS	1134	1140	30	30	PASS	SC	
S- 431 / 432	12/13/00	EEOS TO WEOS	1133	1138	30	30	PASS	SC	
S- 431 / 433	12/13/00	SEOS TO NEOS	1132	1137	30	30	PASS	SC	
S- 435 / 436	12/13/00	SEOS TO NEOS	1141	1146	30	28	PASS	SC	
S- 435 / 437	12/13/00	SEOS TO NEOS	1140	1145	30	29	PASS	SC	
S- 436 / 437	12/13/00	EEOS TO WEOS	1142	1147	30	30	PASS	SC	
S- 436 / 438	12/13/00	SEOS TO NEOS	1149	1154	30	29	PASS	SC	
S- 437 / 438	12/13/00	SEOS TO NEOS	1309	1314	30	27	PASS	SL	
S- 437 / 439	12/13/00	NEOS TO SEOS	1315	1320	30	30	PASS	SL	
S- 438 / 439	12/13/00	EEOS TO WEOS	1313	1318	30	30	PASS	SL	
S- 439 / 440	12/13/00	NEOS TO SEOS	1318	1323	30	30	PASS	SL	
S- 438 / 440	12/13/00	SEOS TO NEOS	1317	1322	30	28	PASS	SL	
S- 440 / 442	12/13/00	SEOS TO NEOS	1325	1330	30	28	PASS	SL	
S- 440 / 441	12/13/00	SEOS TO NEOS	1336	1341	30	28	PASS	SL	
S- 441 / 442	12/13/00	EEOS TO WEOS	1337	1342	30	30	PASS	SL	

TABLE K-1
GEOMEMBRANE PRESSURE TEST SUMMARY
SECONDARY GEOMEMBRANE LINER
TRAIL RIDGE LANDFILL PHASES VA, VB, VC, AND VD
BALDWIN, FLORIDA

SEAM NUMBER	DATE	SEGMENT(1)	TIME		PRESSURE		STATUS	QA MON.(2)	REMARKS
			START	FINISH	START	FINISH			
S- 441 / 443	12/13/00	SEOS TO NEOS	1339	1344	30	29	PASS	SL	
S- 442 / 443	12/13/00	NEOS TO SEOS	1340	1345	30	29	PASS	SL	
S- 445 / 446	12/13/00	SEOS TO NEOS	1342	1347	30	30	PASS	SL	
S- 445 / 447	12/13/00	NEOS TO SEOS	1347	1352	30	30	PASS	SL	
S- 447 / 448	12/13/00	NEOS TO SEOS	1349	1354	30	28	PASS	SL	
S- 446 / 448	12/13/00	SEOS TO NEOS	1351	1356	30	29	PASS	SL	
S- 446 / 447	12/13/00	EEOS TO WEOS	1416	1421	30	28	PASS	SL	
S- 443 / 445	12/13/00	NEOS TO SEOS	1353	1358	30	30	PASS	SL	
S- 442 / 444	12/13/00	NEOS TO SEOS	1400	1415	30	30	PASS	SL	
S- 443 / 444	12/13/00	WEOS TO EEOS	1400	1405	30	29	PASS	SL	
S- 444 / 445	12/13/00	NEOS TO SEOS	1401	1406	30	28	PASS	SL	
S- 447 / 449	12/13/00	NEOS TO SEOS	1402	1407	30	29	PASS	SL	
S- 448 / 449	12/13/00	EEOS TO WEOS	1407	1412	30	28	PASS	SL	
S- 448 / 450	12/13/00	SEOS TO NEOS	1409	1414	30	30	PASS	SL	
S- 449 / 450	12/13/00	NEOS TO SEOS	1406	1411	30	29	PASS	SL	
S- 450 / 451	12/13/00	SEOS TO NEOS	1429	1434	30	28	PASS	SL	
S- 451 / 452	12/13/00	WEOS TO EEOS	1430	1435	30	29	PASS	SL	
S- 450 / 452	12/13/00	NEOS TO SEOS	1421	1426	30	28	PASS	SL	
S- 452 / 453	12/13/00	SEOS TO NEOS	1428	1433	30	30	PASS	SL	
S- 452 / 454	12/13/00	NEOS TO SEOS	1425	1430	30	28	PASS	SL	
S- 453 / 454	12/13/00	WEOS TO EEOS	1426	1431	30	30	PASS	SL	
S- 451 / 453	12/13/00	SEOS TO NEOS	1431	1436	30	30	PASS	SL	
S- 453 / 455	12/13/00	SEOS TO NEOS	1440	1445	30	30	PASS	SL	
S- 454 / 455	12/13/00	NEOS TO SEOS	1438	1441	30	29	PASS	SC	
S- 455 / 457	12/13/00	SEOS TO NEOS	1514	1519	30	29	PASS	SC	
S- 456 / 457	12/13/00	EEOS TO WEOS	1517	1522	30	28	PASS	SC	
S- 455 / 456	12/13/00	SEOS TO NEOS	1516	1521	30	30	PASS	SC	
S- 457 / 459	12/13/00	SEOS TO NEOS	1507	1512	30	30	PASS	SC	
S- 457 / 458	12/13/00	SEOS TO NEOS	1520	1525	30	30	PASS	SC	
S- 458 / 459	12/13/00	EEOS TO WEOS	1510	1514	30	30	PASS	SC	
S- 456 / 458	12/13/00	SEOS TO NEOS	1544	1549	30	28	PASS	SC	
S- 461 / 462	12/14/00	EEOS TO WEOS	747	752	30	30	PASS	CFB	
S- 460 / 462	12/14/00	SEOS TO NEOS	748	753	30	30	PASS	CFB	
S- 460 / 461	12/14/00	SEOS TO NEOS	749	754	30	30	PASS	KG	Walkthrough
S- 459 / 460	12/14/00	SEOS TO NEOS	739	744	30	30	PASS	CFB	
S- 458 / 460	12/14/00	SEOS TO NEOS	738	743	30	30	PASS	CFB	
S- 463 / 464	12/14/00	EEOS TO WEOS	840	851	30	30	PASS	CFB	
S- 462 / 464	12/14/00	SEOS TO NEOS	845	850	30	29	PASS	CFB	
S- 463 / 465	12/14/00	SEOS TO NEOS	907	912	30	30	PASS	CFB	
S- 464 / 465	12/14/00	SEOS TO NEOS	905	909	30	30	PASS	CFB	
S- 462 / 463	12/14/00	SEOS TO NEOS	904	909	30	30	PASS	CFB	
S- 466 / 467	12/14/00	WEOS TO EEOS	917	922	30	30	PASS	CFB	
S- 461 / 463	12/14/00	SEOS TO NEOS	922	927	30	30	PASS	CFB	
S- 467 / 469	12/14/00	SEOS TO NEOS	931	936	30	29	PASS	SC	
S- 467 / 468	12/14/00	SEOS TO NEOS	950	955	30	30	PASS	SC	
S- 468 / 469	12/14/00	EEOS TO WEOS	930	935	30	27	PASS	SC	
S- 468 / 470	12/14/00	SEOS TO NEOS	1041	1046	30	30	PASS	SC	
S- 469 / 470	12/14/00	SEOS TO NEOS	1013	1018	30	30	PASS	SC	
S- 465 / 466	12/14/00	SEOS TO NEOS	958	1003	30	28	PASS	SC	
S- 471 / 472	12/14/00	EEOS TO WEOS	1050	1055	30	30	PASS	SC	
S- 465 / 467	12/14/00	SEOS TO NEOS	1000	1005	30	28	PASS	SC	
S- 466 / 468	12/14/00	SEOS TO NEOS	956	1001	30	28	PASS	SC	
S- 470 / 472	12/14/00	NEOS TO SEOS	1135	1140	30	30	PASS	KG	
S- 470 / 471	12/14/00	SEOS TO NEOS	1142	1142	30	28	PASS	KG	
S- 472 / 473	01/11/01	SEOS TO NEOS	1443	1448	30	30	PASS	CFB	
S- 473 / 474	01/11/01	SEOS TO NEOS	1445	1450	30	30	PASS	CFB	

TABLE K-1
GEOMEMBRANE PRESSURE TEST SUMMARY
SECONDARY GEOMEMBRANE LINER
TRAIL RIDGE LANDFILL PHASES VA, VB, VC, AND VD
BALDWIN, FLORIDA

SEAM NUMBER	DATE	SEGMENT(1)	TIME		PRESSURE		STATUS	QA MON.(2)	REMARKS
			START	FINISH	START	FINISH			
S- 471 / 473	01/11/01	SEOS TO NEOS	1450	1455	30	30	PASS	CFB	
S- 474 / 476	01/11/01	NEOS TO SEOS	1512	1517	30	30	PASS	CFB	
S- 476 / 478	01/11/01	NEOS TO SEOS	1513	1518	30	30	PASS	CFB	
S- 475 / 476	01/11/01	WEOS TO EEOS	1511	1516	30	28	PASS	CFB	
S- 474 / 475	01/11/01	SEOS TO NEOS	1520	1525	30	30	PASS	CFB	
S- 477 / 478	01/12/01	WEOS TO EEOS	1521	1526	30	30	PASS	KG	Walkthrough
S- 475 / 477	01/11/01	SEOS TO NEOS	1522	1527	30	30	PASS	CFB	
S- 478 / 480	01/11/01	SEOS TO NEOS	1605	1610	30	30	PASS	CFB	
S- 480 / 482	01/11/01	SEOS TO 157D	1609	1614	30	30	PASS	CFB	
S- 480 / 483	01/11/01	NEOS TO SEOS	1606	1611	30	30	PASS	CFB	
S- 482 / 483	01/11/01	WEOS TO EEOS	1613	1618	30	27	PASS	CFB	
S- 480 / 482	01/11/01	157D TO NEOS	1615	1620	30	30	PASS	CFB	
S- 477 / 479	01/11/01	SEOS TO NEOS	1618	1623	30	30	PASS	CFB	
S- 480 / 481	01/11/01	SEOS TO NEOS	1622	1627	30	27	PASS	CFB	
S- 481 / 482	01/11/01	EEOS TO WEOS	1625	1630	30	30	PASS	CFB	
S- 479 / 480	01/11/01	WEOS TO EEOS	1626	1631	30	30	PASS	CFB	
S- 479 / 481	01/11/01	SEOS TO NEOS	1636	1641	30	30	PASS	CFB	
S- 485 / 486	01/12/01	WEOS TO EEOS	905	910	30	30	PASS	CFB	
S- 483 / 485	01/12/01	SEOS TO NEOS	917	922	30	30	PASS	CFB	
S- 486 / 487	01/12/01	NEOS TO SEOS	906	911	30	30	PASS	CFB	
S- 485 / 487	01/12/01	SEOS TO NEOS	910	915	30	30	PASS	CFB	
S- 482 / 485	01/12/01	SEOS TO 157I	918	923	30	30	PASS	CFB	
S- 482 / 485	01/12/01	157I TO NEOS	-	-	-	-	FAIL	CFB	Extrusion weld flap
S- 481 / 485	01/12/01	SEOS TO NEOS	922	927	30	30	PASS	CFB	
S- 484 / 485	01/12/01	WEOS TO EEOS	927	932	30	30	PASS	CFB	
S- 481 / 484	01/12/01	SEOS TO NEOS	932	937	30	30	PASS	CFB	
S- 484 / 487	01/12/01	SEOS TO NEOS	956	1001	30	30	PASS	CFB	
S- 489 / 490	01/12/01	SEOS TO NEOS	1006	1011	30	28	PASS	KG	
S- 487 / 489	01/12/01	SEOS TO NEOS	1005	1010	30	30	PASS	KG	
S- 488 / 489	01/12/01	WEOS TO EEOS	1007	1012	30	28	PASS	KG	
S- 488 / 490	01/12/01	SEOS TO 157H	1020	1025	30	30	PASS	KG	
S- 487 / 488	01/12/01	SEOS TO NEOS	1031	1036	30	30	PASS	KG	
S- 488 / 490	01/12/01	157H TO NEOS	1042	1047	30	30	PASS	KG	
S- 490 / 491	01/16/01	SEOS TO NEOS	1529	1534	30	30	PASS	SL	
S- 491 / 493	01/16/01	SEOS TO NEOS	1530	1535	30	30	PASS	SL	
S- 493 / 495	01/16/01	SEOS TO NEOS	1532	1537	30	30	PASS	SL	
S- 495 / 496	01/16/01	SEOS TO NEOS	1533	1538	30	30	PASS	CFB	
S- 492 / 493	01/16/01	EEOS TO WEOS	1553	1558	30	30	PASS	CFB	
S- 492 / 494	01/16/01	SEOS TO NEOS	1555	1600	30	30	PASS	CFB	
S- 493 / 494	01/16/01	SEOS TO NEOS	1544	1549	30	30	PASS	CFB	
S- 494 / 495	01/16/01	WEOS TO EEOS	1545	1550	30	30	PASS	CFB	
S- 494 / 496	01/16/01	SEOS TO NEOS	1547	1552	30	30	PASS	CFB	
S- 496 / 498	01/16/01	SEOS TO 157Q	1609	1614	30	29	PASS	KG	
S- 496 / 498	01/16/01	157Q TO NEOS	1610	1615	30	30	PASS	KG	
S- 497 / 498	01/16/01	WEOS TO EEOS	1610	1615	30	30	PASS	KG	
S- 491 / 492	01/16/01	SEOS TO NEOS	1610	1615	30	30	PASS	KG	
S- 496 / 497	01/16/01	SEOS TO NEOS	1618	1623	30	29	PASS	KG	
S- 498 / 500	02/22/01	NEOS TO SEOS	922	927	30	30	PASS	CFB	
S- 500 / 501	02/22/01	NEOS TO SEOS	923	928	30	30	PASS	CFB	
S- 499 / 500	02/22/01	WEOS TO EEOS	921	926	30	28	PASS	CFB	
S- 499 / 501	02/22/01	SEOS TO NEOS	943	948	30	30	PASS	CFB	
S- 498 / 499	02/22/01	SEOS TO NEOS	944	949	30	30	PASS	CFB	
S- 497 / 499	02/22/01	SEOS TO NEOS	954	959	30	28	PASS	CFB	
S- 503 / 504	02/22/01	NEOS TO SEOS	1026	1031	30	30	PASS	CFB	
S- 502 / 503	02/22/01	WEOS TO EEOS	1025	1030	30	30	PASS	CFB	
S- 502 / 504	02/22/01	SEOS TO NEOS	1024	1029	30	28	PASS	CFB	

TABLE K-1
GEOMEMBRANE PRESSURE TEST SUMMARY
SECONDARY GEOMEMBRANE LINER
TRAIL RIDGE LANDFILL PHASES VA, VB, VC, AND VD
BALDWIN, FLORIDA

SEAM NUMBER	DATE	SEGMENT(1)	TIME START	TIME FINISH	PRESSURE START	PRESSURE FINISH	STATUS	QA MON.(2)	REMARKS
S- 501 / 503	02/22/01	NEOS TO SEOS	1039	1044	30	30	PASS	CFB	
S- 501 / 502	02/22/01	SEOS TO NEOS	1047	1052	30	30	PASS	CFB	
S- 504 / 505	02/22/01	WEOS TO EEOS	1049	1054	30	27	PASS	CFB	
S- 503 / 505	02/22/01	NEOS TO SEOS	1050	1055	30	28	PASS	CFB	
S- 505 / 506	02/22/01	NEOS TO SEOS	1054	1059	30	29	PASS	CFB	
S- 506 / 508	02/22/01	SEOS TO NEOS	1100	1105	30	30	PASS	CFB	
S- 504 / 506	02/22/01	SEOS TO NEOS	1111	1116	30	30	PASS	CFB	
S- 506 / 507	02/22/01	SEOS TO NEOS	1115	1120	30	30	PASS	CFB	
S- 507 / 508	02/22/01	WEOS TO EEOS	1114	1119	30	29	PASS	CFB	
S- 508 / 510	02/23/01	SEOS TO NEOS	1322	1327	30	30	PASS	SC	
S- 508 / 509	02/23/01	SEOS TO NEOS	1324	1329	30	30	PASS	SC	
S- 509 / 510	02/23/01	WEOS TO EEOS	1323	1328	30	30	PASS	SC	
S- 510 / 511	02/23/01	SEOS TO NEOS	1327	1332	30	30	PASS	SC	
S- 509 / 511	02/23/01	SEOS TO NEOS	1328	1333	30	30	PASS	SC	
S- 507 / 509	02/23/01	SEOS TO NEOS	1332	1337	30	30	PASS	SC	
PHASE VD									
S- 702 / 703	02/16/01	SEOS TO NEOS	953	958	30	30	PASS	CFB	
S- 700 / 702	02/16/01	SEOS TO NEOS	957	1002	30	30	PASS	CFB	
S- 700 / 701	02/16/01	SEOS TO NEOS	958	1003	30	30	PASS	CFB	
S- 702 / 704	02/16/01	WEOS TO EEOS	1007	1012	30	30	PASS	CFB	
S- 703 / 704	02/16/01	WEOS TO EEOS	1008	1013	30	30	PASS	CFB	
S- 704 / 705	02/16/01	WEOS TO EEOS	1009	1014	30	30	PASS	CFB	
S- 705 / 706	02/16/01	WEOS TO EEOS	1010	1015	30	30	PASS	CFB	
S- 706 / 707	02/16/01	WEOS TO EEOS	1011	1016	30	30	PASS	CFB	
S- 707 / 708	02/16/01	WEOS TO EEOS	1029	1034	30	30	PASS	CFB	
S- 708 / 709	02/16/01	WEOS TO EEOS	1030	1035	30	30	PASS	CFB	
S- 709 / 710	02/16/01	WEOS TO EEOS	1031	1036	30	30	PASS	CFB	
S- 710 / 711	02/16/01	WEOS TO EEOS	1032	1037	30	30	PASS	CFB	
S- 711 / 712	02/16/01	WEOS TO EEOS	1033	1038	30	30	PASS	CFB	
S- 712 / 713	02/16/01	WEOS TO EEOS	1050	1055	30	30	PASS	CFB	
S- 713 / 714	02/16/01	WEOS TO EEOS	1052	1057	30	30	PASS	CFB	
S- 714 / 715	02/16/01	WEOS TO EEOS	1053	1058	30	30	PASS	CFB	
S- 715 / 716	02/16/01	WEOS TO EEOS	1053	1058	30	30	PASS	CFB	
S- 700 / 704	02/16/01	NEOS TO SEOS	1112	1117	30	30	PASS	CFB	
S- 700 / 705	02/16/01	SEOS TO NEOS	1113	1118	30	30	PASS	CFB	
S- 700 / 706	02/16/01	NEOS TO SEOS	1115	1120	30	30	PASS	CFB	
S- 700 / 707	02/16/01	SEOS TO NEOS	1116	1121	30	30	PASS	CFB	
S- 700 / 708	02/16/01	NEOS TO SEOS	1122	1127	30	30	PASS	CFB	
S- 700 / 709	02/16/01	NEOS TO SEOS	1134	1139	30	30	PASS	CFB	
S- 700 / 710	02/16/01	SEOS TO NEOS	1135	1140	30	30	PASS	CFB	
S- 700 / 711	02/16/01	NEOS TO SEOS	1136	1141	30	30	PASS	CFB	
S- 700 / 712	02/16/01	SEOS TO NEOS	1137	1142	30	30	PASS	CFB	
S- 700 / 713	02/16/01	NEOS TO SEOS	1138	1143	30	30	PASS	CFB	
S- 700 / 714	02/16/01	NEOS TO SEOS	1330	1335	30	30	PASS	CFB	
S- 700 / 715	02/16/01	SEOS TO NEOS	1331	1336	30	30	PASS	CFB	
S- 700 / 716	02/16/01	SEOS TO NEOS	1332	1337	30	30	PASS	CFB	
S- 701 / 718	02/16/01	NEOS TO SEOS	1346	1351	30	30	PASS	CFB	
S- 717 / 718	02/16/01	WEOS TO EEOS	1345	1350	30	30	PASS	CFB	
S- 701 / 717	02/16/01	SEOS TO NEOS	1347	1352	30	30	PASS	CFB	
S- 717 / 719	02/16/01	SEOS TO NEOS	1353	1358	30	30	PASS	CFB	
S- 718 / 720	02/16/01	NEOS TO SEOS	1401	1406	30	30	PASS	CFB	
S- 719 / 720	02/16/01	WEOS TO EEOS	1402	1407	30	30	PASS	CFB	
S- 720 / 721	02/16/01	NEOS TO SEOS	1403	1408	30	30	PASS	CFB	
S- 719 / 721	02/16/01	SEOS TO NEOS	1404	1409	30	30	PASS	CFB	

TABLE K-1
GEOMEMBRANE PRESSURE TEST SUMMARY
SECONDARY GEOMEMBRANE LINER
TRAIL RIDGE LANDFILL PHASES VA, VB, VC, AND VD
BALDWIN, FLORIDA

SEAM NUMBER	DATE	SEGMENT(1)	TIME		PRESSURE		STATUS	QA MON.(2)	REMARKS
			START	FINISH	START	FINISH			
S- 718 / 719	02/16/01	NEOS TO SEOS	1411	1416	30	30	PASS	CFB	
S- 722 / 723	02/16/01	WEOS TO EEOS	1431	1436	30	30	PASS	CFB	
S- 721 / 722	02/16/01	SEOS TO NEOS	1430	1435	30	30	PASS	CFB	
S- 721 / 723	02/16/01	NEOS TO SEOS	1429	1434	30	30	PASS	CFB	
S- 723 / 724	02/17/01	SEOS TO NEOS	930	935	30	30	PASS	CFB	
S- 724 / 725	02/17/01	WEOS TO EEOS	931	936	30	30	PASS	CFB	
S- 723 / 725	02/17/01	SEOS TO NEOS	932	937	30	30	PASS	CFB	
S- 725 / 726	02/17/01	SEOS TO NEOS	933	938	30	30	PASS	CFB	
S- 724 / 726	02/17/01	SEOS TO NEOS	934	939	30	30	PASS	CFB	
S- 722 / 724	02/17/01	SEOS TO NEOS	940	945	30	30	PASS	CFB	
S- 726 / 728	02/17/01	SEOS TO NEOS	942	947	30	30	PASS	CFB	
S- 727 / 728	02/17/01	WEOS TO EEOS	943	948	30	30	PASS	CFB	
S- 726 / 727	02/17/01	SEOS TO NEOS	944	949	30	30	PASS	CFB	
S- 727 / 729	02/17/01	SEOS TO NEOS	945	950	30	30	PASS	CFB	
S- 729 / 730	02/17/01	WEOS TO EEOS	956	1001	30	30	PASS	CFB	
S- 728 / 730	02/17/01	SEOS TO NEOS	957	1002	30	30	PASS	CFB	
S- 730 / 731	02/17/01	SEOS TO NEOS	958	1003	30	30	PASS	CFB	
S- 728 / 729	02/17/01	SEOS TO NEOS	955	1000	30	30	PASS	CFB	
S- 729 / 731	02/17/01	SEOS TO 702K	959	1004	30	-	FAIL	CFB	Extrusion weld flap
S- 729 / 731	02/17/01	702K TO NEOS	1013	1018	30	30	PASS	CFB	
S- 731 / 732	02/17/01	SEOS TO NEOS	1020	1025	30	30	PASS	CFB	
S- 731 / 733	02/17/01	SEOS TO NEOS	1021	1026	30	30	PASS	CFB	
S- 732 / 733	02/17/01	SEOS TO NEOS	1030	1035	30	30	PASS	CFB	
S- 732 / 734	02/17/01	WEOS TO EEOS	1030	1035	30	30	PASS	CFB	
S- 734 / 736	02/17/01	SEOS TO 700R	1042	1047	30	30	PASS	SC	
S- 734 / 736	02/17/01	700R TO NEOS	1048	1053	30	30	PASS	SC	
S- 736 / 738	02/17/01	SEOS TO 700S	1044	1049	30	30	PASS	SC	
S- 736 / 738	02/17/01	700S TO NEOS	-	-	-	-	FAIL	SC	Extrusion weld flap
S- 736 / 737	02/17/01	SEOS TO NEOS	1045	1050	30	30	PASS	CFB	
S- 737 / 738	02/17/01	WEOS TO EEOS	1046	1051	30	30	PASS	CFB	
S- 733 / 735	02/17/01	NEOS TO SEOS	1052	1057	30	30	PASS	CFB	
S- 734 / 735	02/17/01	EEOS TO WEOS	1053	1058	30	30	PASS	CFB	
S- 735 / 736	02/17/01	NEOS TO SEOS	1054	1059	30	30	PASS	CFB	
S- 738 / 739	02/17/01	NEOS TO SEOS	1428	1433	30	30	PASS	CFB	
S- 739 / 741	02/17/01	NEOS TO SEOS	1429	1434	30	30	PASS	CFB	
S- 740 / 741	02/17/01	WEOS TO EEOS	1430	1435	30	30	PASS	CFB	
S- 739 / 740	02/17/01	SEOS TO NEOS	1449	1454	30	30	PASS	CFB	
S- 737 / 739	02/17/01	SEOS TO NEOS	1450	1455	30	30	PASS	CFB	
S- 741 / 743	02/17/01	NEOS TO SEOS	1500	1505	30	30	PASS	CFB	
S- 742 / 743	02/17/01	WEOS TO EEOS	1501	1506	30	30	PASS	CFB	
S- 741 / 742	02/17/01	SEOS TO NEOS	1502	1507	30	30	PASS	CFB	
S- 743 / 744	02/17/01	NEOS TO SEOS	1508	1513	30	30	PASS	CFB	
S- 740 / 742	02/17/01	SEOS TO NEOS	1522	1527	30	30	PASS	CFB	
S- 742 / 744	02/17/01	SEOS TO NEOS	1531	1536	30	30	PASS	CFB	
S- 746 / 747	02/17/01	NEOS TO SEOS	1543	1548	30	30	PASS	CFB	
S- 745 / 746	02/17/01	WEOS TO EEOS	1542	1547	30	30	PASS	CFB	
S- 744 / 746	02/17/01	NEOS TO SEOS	1541	1546	30	30	PASS	CFB	
S- 746 / 748	02/17/01	NEOS TO SEOS	1544	1549	30	30	PASS	CFB	
S- 747 / 748	02/17/01	WEOS TO EEOS	1545	1550	30	30	PASS	CFB	
S- 744 / 745	02/19/01	SEOS TO NEOS	740	745	30	30	PASS	CFB	
S- 745 / 747	02/19/01	SEOS TO NEOS	741	746	30	30	PASS	CFB	
S- 733 / 734	02/19/01	SEOS TO NEOS	1100	1105	30	28	PASS	SL	
S- 748 / 749	03/09/01	NEOS TO SEOS	1420	1425	30	30	PASS	SL	
S- 747 / 749	03/09/01	SEOS TO NEOS	1420	1425	30	30	PASS	SL	
S- 749 / 751	03/09/01	NEOS TO 704P	1445	1450	30	30	PASS	SL	
S- 749 / 750	03/09/01	SEOS TO 704Q	1449	1454	30	30	PASS	SL	

TABLE K-1
GEOMEMBRANE PRESSURE TEST SUMMARY
SECONDARY GEOMEMBRANE LINER
TRAIL RIDGE LANDFILL PHASES VA, VB, VC, AND VD
BALDWIN, FLORIDA

SEAM NUMBER	DATE	SEGMENT(1)	TIME		PRESSURE		STATUS	QA MON.(2)	REMARKS
			START	FINISH	START	FINISH			
S- 750 / 751	03/09/01	WEOS TO EEOS	-	-	-	-	FAIL	SL	
S- 749 / 750	03/09/01	704Q TO 704R	1505	1510	30	30	PASS	SL	
S- 751 / 752	03/09/01	NEOS TO SEOS	1502	1507	30	30	PASS	SL	
S- 750 / 752	03/09/01	SEOS TO NEOS	1502	1507	30	30	PASS	SL	
S- 749 / 750	03/09/01	704R TO 704S	1508	1513	30	29	PASS	SL	
S- 749 / 751	03/09/01	SEOS TO 704P	-	-	-	-	FAIL	SL	Extrusion weld flap
S- 749 / 750	03/09/01	704S TO 704T	1515	1520	30	30	PASS	SL	
S- 749 / 750	03/09/01	704T TO 704W	-	-	-	-	FAIL	SL	Extrusion weld flap
S- 749 / 750	03/09/01	704W TO NEOS	-	-	-	-	FAIL	SL	Extrusion weld flap
S- 751 / 753	03/09/01	NEOS TO SEOS	1522	1527	30	30	PASS	SL	
S- 752 / 753	03/09/01	EEOS TO WEOS	1522	1527	30	30	PASS	SL	
S- 752 / 754	03/09/01	SEOS TO NEOS	1525	1530	30	30	PASS	SL	
S- 753 / 754	03/09/01	NEOS TO SEOS	-	-	-	-	FAIL	SL	Extrusion weld flap
S- 754 / 756	03/09/01	702X TO SEOS	1530	1535	30	30	PASS	SL	
S- 754 / 756	03/09/01	702X TO NEOS	1536	1541	30	30	PASS	SL	
S- 754 / 755	03/09/01	SEOS TO NEOS	1538	1543	30	30	PASS	SL	
S- 755 / 756	03/09/01	WEOS TO EEOS	1538	1543	30	30	PASS	SL	
S- 755 / 757	03/09/01	SEOS TO NEOS	1541	1546	30	30	PASS	SL	
S- 756 / 757	03/09/01	NEOS TO SEOS	1544	1549	30	30	PASS	SL	
S- 756 / 758	03/09/01	NEOS TO SEOS	1550	1555	30	30	PASS	SL	
S- 757 / 758	03/09/01	WEOS TO EEOS	1550	1555	30	30	PASS	SL	
S- 757 / 759	03/09/01	SEOS TO NEOS	1552	1557	30	30	PASS	SL	
S- 758 / 759	03/09/01	NEOS TO SEOS	1552	1557	30	30	PASS	SL	
S- 762 / 764	03/10/01	SEOS TO NEOS	1008	1013	30	28	PASS	SL	
S- 761 / 763	03/10/01	NEOS TO SEOS	958	1003	30	29	PASS	SL	
S- 762 / 763	03/10/01	WEOS TO EEOS	1025	1030	30	30	PASS	SL	
S- 759 / 760	03/10/01	SEOS TO NEOS	932	937	30	30	PASS	SL	
S- 759 / 761	03/10/01	NEOS TO 704X	938	943	30	30	PASS	SL	
S- 760 / 761	03/10/01	WEOS TO EEOS	933	938	30	30	PASS	SL	
S- 759 / 761	03/10/01	704X TO SEOS	-	-	-	-	FAIL	SL	Extrusion weld flap
S- 760 / 762	03/10/01	SEOS TO NEOS	949	954	30	30	PASS	SL	
S- 761 / 762	03/10/01	NEOS TO SEOS	946	951	30	30	PASS	SL	
S- 763 / 764	03/10/01	NEOS TO SEOS	1008	1013	30	30	PASS	SL	
S- 764 / 765	03/10/01	SEOS TO NEOS	1034	1039	30	30	PASS	SL	
S- 764 / 766	03/10/01	NEOS TO SEOS	1034	1039	30	30	PASS	SL	
S- 765 / 766	03/10/01	WEOS TO EEOS	1034	1039	30	30	PASS	SL	
S- 765 / 767	03/10/01	SEOS TO NEOS	1045	1050	30	30	PASS	SL	
S- 766 / 767	03/10/01	NEOS TO SEOS	1045	1050	30	29	PASS	SL	
S- 768 / 769	03/10/01	NEOS TO SEOS	1056	1101	30	30	PASS	SL	
S- 766 / 768	03/10/01	NEOS TO SEOS	1054	1059	30	30	PASS	SL	
S- 767 / 768	03/10/01	WEOS TO EEOS	1054	1059	30	30	PASS	SL	
S- 767 / 769	03/10/01	SEOS TO NEOS	1058	1103	30	30	PASS	SL	
S- 769 / 770	03/10/01	SEOS TO NEOS	1110	1115	30	30	PASS	SL	
S- 769 / 771	03/10/01	NEOS TO SEOS	1110	1115	27	26	PASS	SL	
S- 770 / 771	03/10/01	WEOS TO EEOS	1110	1115	30	30	PASS	SL	
S- 770 / 772	03/10/01	SEOS TO NEOS	1118	1123	30	30	PASS	SL	
S- 771 / 772	03/10/01	NEOS TO SEOS	1118	1123	30	30	PASS	SL	
S- 771 / 773	03/10/01	NEOS TO SEOS	1127	1132	30	30	PASS	SL	
S- 772 / 773	03/10/01	WEOS TO EEOS	1127	1132	30	30	PASS	SL	
S- 772 / 774	03/10/01	SEOS TO NEOS	1324	1329	30	30	PASS	SL	
S- 773 / 774	03/10/01	NEOS TO SEOS	1324	1331	30	30	PASS	SL	
S- 774 / 775	04/04/01	SEOS TO 705J	1644	1649	30	29	PASS	CFB	
S- 775 / 777	04/04/01	SEOS TO NEOS	1302	1307	30	30	PASS	CFB	
S- 777 / 779	04/04/01	NEOS TO SEOS	1310	1315	30	30	PASS	CFB	
S- 778 / 779	04/04/01	WEOS TO EEOS	1652	1657	30	30	PASS	SC	
S- 777 / 778	04/04/01	SEOS TO NEOS	1653	1658	30	30	PASS	SC	

TABLE K-1
GEOMEMBRANE PRESSURE TEST SUMMARY
SECONDARY GEOMEMBRANE LINER
TRAIL RIDGE LANDFILL PHASES VA, VB, VC, AND VD
BALDWIN, FLORIDA

SEAM NUMBER	DATE	SEGMENT(1)	TIME		PRESSURE		STATUS	QA MON.(2)	REMARKS
			START	FINISH	START	FINISH			
S- 779 / 780	04/04/01	SEOS TO NEOS	1701	1706	30	30	PASS	SC	
S- 778 / 780	04/04/01	SEOS TO NEOS	1701	1706	30	30	PASS	SC	
S- 780 / 782	04/05/01	NEOS TO SEOS	732	737	30	30	PASS	CFB	
S- 781 / 782	04/05/01	WEOS TO EEOS	733	738	30	30	PASS	CFB	
S- 780 / 781	04/05/01	SEOS TO NEOS	734	739	30	30	PASS	CFB	
S- 782 / 783	04/05/01	NEOS TO SEOS	735	740	30	30	PASS	CFB	
S- 781 / 783	04/05/01	SEOS TO NEOS	736	741	30	30	PASS	CFB	
S- 782 / 784	04/05/01	NEOS TO SEOS	749	754	30	30	PASS	CFB	
S- 783 / 784	04/05/01	WEOS TO EEOS	754	759	30	30	PASS	CFB	
S- 784 / 785	04/05/01	NEOS TO SEOS	750	755	30	30	PASS	CFB	
S- 783 / 785	04/05/01	SEOS TO NEOS	752	757	30	30	PASS	CFB	
S- 785 / 786	04/05/01	SEOS TO NEOS	805	810	30	30	PASS	CFB	
S- 785 / 787	04/05/01	NEOS TO SEOS	803	808	30	30	PASS	CFB	
S- 786 / 787	04/05/01	EEOS TO WEOS	804	809	30	30	PASS	CFB	
S- 786 / 788	04/05/01	SEOS TO NEOS	807	812	30	30	PASS	CFB	
S- 787 / 788	04/05/01	NEOS TO SEOS	806	811	30	30	PASS	CFB	
S- 787 / 789	04/05/01	NEOS TO SEOS	818	823	30	30	PASS	KG	
S- 789 / 790	04/05/01	NEOS TO SEOS	819	824	30	30	PASS	KG	
S- 788 / 790	04/05/01	SEOS TO NEOS	820	825	30	30	PASS	KG	
S- 790 / 791	04/05/01	NEOS TO SEOS	851	856	30	30	PASS	KG	
S- 790 / 792	04/05/01	SEOS TO NEOS	850	855	30	30	PASS	KG	
S- 791 / 792	04/05/01	WEOS TO EEOS	853	858	30	30	PASS	KG	
S- 791 / 793	04/05/01	NEOS TO SEOS	854	859	30	30	PASS	KG	
S- 793 / 794	04/05/01	WEOS TO EEOS	908	913	30	28	PASS	KG	
S- 794 / 795	04/05/01	NEOS TO SEOS	912	917	30	30	PASS	KG	
S- 792 / 794	04/05/01	SEOS TO NEOS	911	916	30	30	PASS	KG	
S- 793 / 795	04/05/01	NEOS TO SEOS	909	914	30	30	PASS	KG	
S- 792 / 793	04/05/01	SEOS TO NEOS	852	857	30	30	PASS	KG	
S- 774 / 775	04/05/01	705I TO NEOS	933	938	30	30	PASS	CFB	
S- 774 / 775	04/05/01	705I TO 705N	934	934	30	30	PASS	CFB	
S- 775 / 776	04/05/01	SEOS TO NEOS	935	940	30	30	PASS	CFB	
S- 774 / 775	04/05/01	705J TO 705N	-	-	-	-	FAIL	CFB	Extrusion weld flap
S- 776 / 777	04/05/01	WEOS TO EEOS	937	942	30	30	PASS	CFB	
S- 776 / 778	04/05/01	SEOS TO NEOS	942	947	30	30	PASS	CFB	
S- 788 / 789	04/05/01	WEOS TO EEOS	-	-	-	-	FAIL	CFB	Extrusion weld flap
S- 795 / 796	04/07/01	SEOS TO NEOS	1354	1359	30	30	PASS	CFB	
S- 797 / 798	04/07/01	WEOS TO EEOS	1350	1401	30	30	PASS	CFB	
S- 796 / 797	04/07/01	SEOS TO NEOS	1357	1402	30	30	PASS	CFB	
S- 796 / 798	04/07/01	NEOS TO SEOS	1355	1400	30	30	PASS	CFB	
S- 798 / 800	04/07/01	NEOS TO SEOS	1404	1409	30	30	PASS	CFB	
S- 799 / 800	04/07/01	WEOS TO EEOS	1409	1414	30	30	PASS	CFB	
S- 800 / 801	04/07/01	NEOS TO SEOS	1412	1417	30	30	PASS	CFB	
S- 798 / 799	04/07/01	SEOS TO NEOS	1417	1422	30	27	PASS	CFB	
S- 799 / 801	04/07/01	SEOS TO NEOS	1420	1425	30	30	PASS	CFB	
S- 797 / 799	04/07/01	SEOS TO NEOS	1421	1426	30	30	PASS	CFB	
S- 801 / 803	04/07/01	NEOS TO SEOS	1425	1430	30	30	PASS	CFB	
S- 802 / 803	04/07/01	WEOS TO EEOS	1429	1434	30	30	PASS	CFB	
S- 801 / 802	04/07/01	SEOS TO NEOS	1429	1434	30	30	PASS	CFB	
S- 803 / 804	04/07/01	NEOS TO SEOS	1433	1438	30	30	PASS	CFB	
S- 802 / 804	04/07/01	SEOS TO NEOS	1435	1440	30	30	PASS	CFB	
S- 803 / 805	04/07/01	NEOS TO SEOS	1437	1442	30	30	PASS	CFB	
S- 804 / 805	04/07/01	WEOS TO EEOS	1438	1443	30	30	PASS	CFB	
S- 804 / 806	04/07/01	SEOS TO NEOS	1441	1446	30	30	PASS	CFB	
S- 805 / 806	04/07/01	NEOS TO SEOS	1442	1447	30	30	PASS	CFB	
S- 806 / 808	04/07/01	NEOS TO SEOS	1440	1451	30	30	PASS	CFB	
S- 808 / 809	04/07/01	NEOS TO SEOS	1449	1454	30	30	PASS	CFB	

TABLE K-1
GEOMEMBRANE PRESSURE TEST SUMMARY
SECONDARY GEOMEMBRANE LINER
TRAIL RIDGE LANDFILL PHASES VA, VB, VC, AND VD
BALDWIN, FLORIDA

SEAM NUMBER	DATE	SEGMENT(1)	TIME		PRESSURE		STATUS	QA MON.(2)	REMARKS
			START	FINISH	START	FINISH			
S- 807 / 809	04/07/01	SEOS TO NEOS	1451	1450	30	30	PASS	CFB	
S- 806 / 807	04/07/01	SEOS TO NEOS	1455	1500	30	30	PASS	CFB	
S- 807 / 808	04/07/01	WEOS TO EEOS	1456	1501	30	30	PASS	CFB	
S- 810 / 811	04/07/01	WEOS TO EEOS	-	-	-	-	FAIL	CFB	Extrusion weld flap
S- 811 / 812	04/07/01	WEOS TO EEOS	-	-	-	-	FAIL	CFB	Extrusion weld flap
S- 809 / 810	04/07/01	SEOS TO NEOS	1510	1515	30	30	PASS	CFB	
S- 809 / 811	04/07/01	NEOS TO SEOS	1504	1509	30	30	PASS	CFB	
S- 809 / 812	04/07/01	NEOS TO SEOS	1511	1516	30	30	PASS	CFB	

NOTES:

(1) Refer to Appendix J for list of Abbreviations

(2) Refer to Appendix A for list of Golder and Serrot personnel

(3) All results are passing with the exceptions noted in the remarks column.

(4) G.V. refers to temporary gas vents left along the primary to secondary weld. These vents were welded after the completion of the protective sand blanket placement.

F/N: SGPTS.XLS

SECTION K-2

Secondary Vacuum Test

TABLE K-2
GEOMEMBRANE VACUUM TEST SUMMARY
SECONDARY GEOMEMBRANE LINER
TRAIL RIDGE LANDFILL PHASES VA, VB, VC, AND VD
BALDWIN, FLORIDA

SEAM NUMBER (3)	DATE	SEGMENT(1)	TECH ID (2)	QA MON (2)	RESULT	REMARKS
PHASE VA						
S- 300 / NTI	11/10/00	WEOS TO EEOS	2245	SL	PASS	
S- 301 / NTI	11/10/00	WEOS TO EEOS	2245	SL	PASS	
S- 303 / NTI	11/10/00	WEOS TO EEOS	2245	SL	PASS	
S- 305 / NTI	11/10/00	WEOS TO EEOS	2245	SL	PASS	
S- 306 / NTI	11/10/00	WEOS TO EEOS	2245	SL	PASS	
S- 308 / NTI	11/10/00	WEOS TO EEOS	2245	SL	PASS	
S- 310 / NTI	11/10/00	WEOS TO EEOS	2245	SL	PASS	
S- 311 / NTI	11/10/00	WEOS TO EEOS	2245	SL	PASS	
S- 313 / NTI	11/10/00	WEOS TO EEOS	2245	SL	PASS	
S- 315 / NTI	11/10/00	WEOS TO EEOS	2245	SL	PASS	
S- 316 / NTI	11/10/00	WEOS TO EEOS	2245	SL	PASS	
S- 318 / NTI	11/10/00	WEOS TO EEOS	2245	SL	PASS	
S- 320 / NTI	11/10/00	WEOS TO EEOS	2245	SL	PASS	
S- 321 / NTI	11/10/00	WEOS TO EEOS	2245	SL	PASS	
S- 320 / 322	11/11/00	100T TO SEOS	2245	CFB	PASS	Extrusion welded flap
S- 328 / NTI	11/11/00	WEOS TO EEOS	2245	SL	PASS	
S- 328 / 329	11/11/00	WEOS TO 103Q	2245	SL	PASS	Extrusion welded flap
S- 328 / 329	11/11/00	103Q TO EEOS	2245	SL	PASS	Extrusion welded flap
S- 323 / NTI	11/11/00	WEOS TO EEOS	2245	SL	PASS	
S- 325 / NTI	11/11/00	WEOS TO EEOS	2245	SL	PASS	
S- 325 / 326	11/11/00	SEOS TO NEOS	2245	SL	PASS	Extrusion welded flap
S- 326 / NTI	11/11/00	WEOS TO EEOS	2245	SL	PASS	
S- 332 / 333	11/11/00	102K TO 102N	2245	SL	PASS	Extrusion welded flap
S- 332 / 333	11/11/00	103R TO 102G	2245	SL	PASS	Extrusion welded flap
S- 331 / 333	11/11/00	102M TO NEOS	2245	SL	PASS	Extrusion welded flap
S- 330 / NTI	11/11/00	WEOS TO EEOS	2245	SL	PASS	
S- 331 / NTI	11/11/00	WEOS TO EEOS	2245	SL	PASS	
S- 333 / NTI	11/11/00	WEOS TO EEOS	2245	SL	PASS	
S- 335 / NTI	11/11/00	WEOS TO EEOS	2245	SL	PASS	
S- 342 / 344	11/13/00	NEOS TO SEOS	2245	SL	PASS	Extrusion welded flap
S- 343 / 344	11/13/00	WEOS TO 102R	2245	SL	PASS	Extrusion welded flap
S- 344 / 345	11/13/00	NEOS TO SEOS	2245	SL	PASS	Extrusion welded flap
S- 336 / NTI	11/13/00	WEOS TO EEOS	2245	SL	PASS	
S- 337 / NTI	11/13/00	WEOS TO EEOS	2245	SL	PASS	
S- 339 / NTI	11/13/00	WEOS TO EEOS	2245	SL	PASS	
S- 340 / NTI	11/13/00	WEOS TO EEOS	2245	SL	PASS	
S- 341 / NTI	11/13/00	WEOS TO EEOS	2245	SL	PASS	
S- 343 / NTI	11/13/00	WEOS TO EEOS	2245	SL	PASS	
S- 345 / NTI	11/13/00	WEOS TO EEOS	2245	SL	PASS	
S- 346 / NTI	11/13/00	WEOS TO EEOS	2245	SL	PASS	
S- 348 / NTI	11/13/00	WEOS TO EEOS	2245	SL	PASS	
S- 350 / NTI	11/13/00	WEOS TO EEOS	2245	SL	PASS	
S- 351 / NTI	11/13/00	WEOS TO EEOS	2245	SL	PASS	
S- 353 / NTI	11/13/00	WEOS TO EEOS	2245	SL	PASS	
S- 355 / NTI	11/13/00	WEOS TO EEOS	2245	SL	PASS	
S- 356 / NTI	11/13/00	WEOS TO EEOS	2245	SL	PASS	
S- 358 / NTI	11/13/00	WEOS TO EEOS	2245	SL	PASS	
S- 365 / 367	11/13/00	NEOS TO SEOS	2245	SL	PASS	Extrusion welded flap
S- 360 / NTI	11/13/00	WEOS TO EEOS	2245	SL	PASS	
S- 361 / NTI	11/13/00	WEOS TO EEOS	2245	SL	PASS	
S- 362 / NTI	11/13/00	WEOS TO EEOS	2245	SL	PASS	
S- 363 / NTI	11/13/00	WEOS TO EEOS	2245	SL	PASS	
S- 364 / NTI	11/13/00	WEOS TO EEOS	2245	SL	PASS	
S- 366 / NTI	11/13/00	WEOS TO EEOS	2245	SL	PASS	
S- 368 / NTI	11/30/00	WEOS TO EEOS	2245	SC	PASS	

TABLE K-2
GEOMEMBRANE VACUUM TEST SUMMARY
SECONDARY GEOMEMBRANE LINER
TRAIL RIDGE LANDFILL PHASES VA, VB, VC, AND VD
BALDWIN, FLORIDA

SEAM NUMBER (3)	DATE	SEGMENT(1)	TECH ID.(2)	QA MON.(2)	RESULT	REMARKS
S- 368 / 369	11/30/00	107I TO 107H	2245	SC	PASS	Extrusion welded flap
S- 368 / 369	11/30/00	107H TO NEOS	2245	SC	PASS	Extrusion welded flap
S- 376 / RS-1	01/06/01	EEOS TO WEOS	2245	CFB	PASS	Rubsheet
S- 375 / RS-1	01/06/01	NEOS TO SEOS	2245	CFB	PASS	Rubsheet, Westside
S- 374 / RS-2	01/06/01	NEOS TO SEOS	2245	CFB	PASS	Rubsheet, Westside
S- 378 / RS-3	01/06/01	NEOS TO SEOS	2245	CFB	PASS	Rubsheet, Westside
S- 379 / RS-3	01/06/01	WEOS TO EEOS	2245	CFB	PASS	Rubsheet
S- 378 / RS-3	01/06/01	SEOS TO NEOS	2245	CFB	PASS	Rubsheet, Eastside
S- 374 / RS-2	01/06/01	SEOS TO NEOS	2245	CFB	PASS	Rubsheet, Eastside
S- 375 / RS-1	01/06/01	SEOS TO NEOS	2245	CFB	PASS	Rubsheet, Eastside
S- 373 / 377	01/10/01	108M TO 108F	2245	KG	PASS	
S- 373 / 108F	01/10/01	WEOS TO EEOS	2245	KG	PASS	
S- 377 / 108F	01/10/01	WEOS TO EEOS	2245	KG	PASS	
S- 370 / NTI	01/10/01	WEOS TO EEOS	2245	KG	PASS	
S- 369 / 373	01/10/01	107Q TO NEOS	2245	KG	PASS	
S- 369 / NTI	01/10/01	WEOS TO EEOS	2245	KG	PASS	
PHASE VB						
S- 600 / NTI	01/27/01	WEOS TO EEOS	7515	SC	PASS	
S- 601 / NTI	01/27/01	WEOS TO EEOS	7515	SC	PASS	
S- 603 / NTI	01/27/01	WEOS TO EEOS	7515	SC	PASS	
S- 605 / NTI	01/27/01	WEOS TO EEOS	7515	SC	PASS	
S- 606 / NTI	01/27/01	WEOS TO EEOS	7515	SC	PASS	
S- 608 / NTI	01/27/01	WEOS TO EEOS	7515	SC	PASS	
S- 610 / NTI	01/27/01	WEOS TO EEOS	7515	SC	PASS	
S- 611 / NTI	01/27/01	WEOS TO EEOS	7515	SC	PASS	
S- 613 / NTI	01/27/01	WEOS TO EEOS	7515	SC	PASS	
S- 615 / NTI	01/27/01	WEOS TO EEOS	7515	SC	PASS	
S- 616 / NTI	01/27/01	WEOS TO EEOS	7515	SC	PASS	
S- 617 / NTI	01/27/01	WEOS TO EEOS	7515	SC	PASS	
S- 619 / NTI	01/27/01	WEOS TO EEOS	7515	SC	PASS	
S- 620 / NTI	01/27/01	WEOS TO EEOS	7515	SC	PASS	
S- 621 / NTI	01/27/01	WEOS TO EEOS	7515	SC	PASS	
S- 623 / NTI	01/27/01	WEOS TO EEOS	7515	SC	PASS	
S- 625 / NTI	01/27/01	WEOS TO EEOS	7515	SC	PASS	
S- 626 / NTI	01/27/01	WEOS TO EEOS	7515	SC	PASS	
S- 628 / NTI	01/27/01	WEOS TO EEOS	7515	SC	PASS	
S- 630 / NTI	01/27/01	WEOS TO EEOS	7515	SC	PASS	
S- 631 / NTI	01/27/01	WEOS TO EEOS	7515	SC	PASS	
S- 633 / NTI	01/27/01	WEOS TO EEOS	7515	CFB	PASS	
S- 635 / NTI	01/27/01	WEOS TO EEOS	7515	CFB	PASS	
S- 636 / NTI	01/27/01	WEOS TO EEOS	7515	CFB	PASS	
S- 638 / NTI	01/27/01	WEOS TO EEOS	7515	CFB	PASS	
S- 640 / NTI	01/27/01	WEOS TO EEOS	7515	CFB	PASS	
S- 641 / NTI	01/27/01	WEOS TO EEOS	7515	CFB	PASS	
S- 643 / NTI	01/27/01	WEOS TO EEOS	7515	CFB	PASS	
S- 645 / NTI	01/27/01	WEOS TO EEOS	7515	CFB	PASS	
S- 646 / NTI	01/27/01	WEOS TO EEOS	7515	CFB	PASS	
S- 648 / NTI	01/27/01	WEOS TO EEOS	7515	CFB	PASS	
S- 649 / NTI	01/27/01	WEOS TO EEOS	7515	CFB	PASS	
S- 651 / NTI	01/27/01	WEOS TO EEOS	7515	CFB	PASS	
S- 636 / 637	01/27/01	602M TO WEOS	7515	CFB	PASS	
S- 615 / 616	01/27/01	601K TO SEOS	7515	CFB	PASS	
S- 629 / 630	01/27/01	602E TO SEOS	7515	CFB	PASS	
S- 635 / 637	01/27/01	603G TO SEOS	7515	CFB	PASS	

TABLE K-2
GEOMEMBRANE VACUUM TEST SUMMARY
SECONDARY GEOMEMBRANE LINER
TRAIL RIDGE LANDFILL PHASES VA, VB, VC, AND VD
BALDWIN, FLORIDA

SEAM NUMBER (3)	DATE	SEGMENT(1)	TECH ID.(2)	QA MON.(2)	RESULT	REMARKS
S- 647 / 648	01/27/01	603Q TO SEOS	7515	CFB	PASS	
S- 652 / 653	02/12/01	604E TO 604F	2392	CFB	PASS	
S- 653 / NTI	02/12/01	WEOS TO EEOS	2392	CFB	PASS	
S- 654 / NTI	02/12/01	WEOS TO EEOS	2392	CFB	PASS	
S- 656 / NTI	02/12/01	WEOS TO EEOS	2392	CFB	PASS	
S- 658 / NTI	02/12/01	WEOS TO EEOS	2392	CFB	PASS	
S- 662 / 663	03/08/01	NEOS TO 605F	954	SC	PASS	
S- 662 / 663	03/08/01	650F TO SEOS	954	SC	PASS	
S- 659 / 660	03/08/01	604I TO NEOS	954	SC	PASS	
S- 659 / NTI	03/08/01	WEOS TO EEOS	954	CFB	PASS	
S- 660 / NTI	03/08/01	WEOS TO EEOS	954	CFB	PASS	
S- 669 / 670	03/09/01	604J TO SEOS	954	SL	PASS	
S- 664 / 666	03/09/01	604G TO EEOS	954	SC	PASS	
S- 659 / 660	03/09/01	604I TO SEOS	954	SL	PASS	Walkthrough
S- RS1 / 669	03/09/01	EEOS TO WEOS	954	SL	PASS	Rubsheet, Walkthrough
S- RS1 / 670	03/09/01	NEOS TO SEOS	954	SC	PASS	Rubsheet
S- RS1 / 669	03/09/01	EEOS TO WEOS	954	SC	PASS	Rubsheet, Southside
S- RS2 / 669	03/09/01	EEOS TO WEOS	954	SC	PASS	Rubsheet
S- RS2 / 668	03/09/01	EEOS TO WEOS	954	SC	PASS	Rubsheet
S- RS3 / 668	03/09/01	EEOS TO WEOS	954	SC	PASS	Rubsheet, Southside
S- RS3 / 667	03/09/01	EEOS TO WEOS	954	SC	PASS	Rubsheet, Southside
S- RS5 / 667	03/09/01	SEOS TO NEOS	954	SC	PASS	Rubsheet
S- RS5 / 659	03/09/01	SEOS TO NEOS	954	SC	PASS	Rubsheet
S- RS4 / RS5	03/09/01	WEOS TO EEOS	954	SC	PASS	Rubsheet
S- RS4 / 659	03/09/01	SEOS TO NEOS	954	SC	PASS	Rubsheet
S- RS4 / 667	03/09/01	SEOS TO NEOS	954	SC	PASS	Rubsheet
S- RS3 / 667	03/09/01	WEOS TO EEOS	954	SC	PASS	Rubsheet, Northside
S- RS3 / 668	03/09/01	WEOS TO EEOS	954	SC	PASS	Rubsheet, Northside
S- RS2 / 668	03/09/01	WEOS TO EEOS	954	SC	PASS	Rubsheet, Northside
S- RS2 / 669	03/09/01	WEOS TO EEOS	954	SC	PASS	Rubsheet, Northside
S- RS3 / RS4	03/09/01	NEOS TO SEOS	954	SC	PASS	Rubsheet
S- RS4 / RS5	03/09/01	NEOS TO SEOS	954	SC	PASS	Rubsheet
PHASE VC						
S- 403 / NTI	12/13/00	EEOS TO WEOS	2245	SC	PASS	
S- 400 / NTI	12/13/00	EEOS TO WEOS	2245	SC	PASS	
S- 401 / NTI	12/13/00	WEOS TO EEOS	2245	SC	PASS	
S- 417 / NTI	12/13/00	WEOS TO EEOS	2245	SC	PASS	
S- 419 / NTI	12/13/00	WEOS TO EEOS	2245	SC	PASS	
S- 420 / NTI	12/13/00	WEOS TO EEOS	2245	SC	PASS	
S- 422 / NTI	12/13/00	WEOS TO EEOS	2245	SC	PASS	
S- 424 / NTI	12/13/00	WEOS TO EEOS	2245	SC	PASS	
S- 425 / NTI	12/13/00	WEOS TO EEOS	2245	SC	PASS	
S- 426 / NTI	12/13/00	WEOS TO EEOS	2245	SC	PASS	
S- 428 / NTI	12/13/00	WEOS TO EEOS	2245	SC	PASS	
S- 430 / NTI	12/14/00	WEOS TO EEOS	2245	CFB	PASS	
S- 431 / NTI	12/14/00	WEOS TO EEOS	2245	CFB	PASS	
S- 433 / NTI	12/14/00	WEOS TO EEOS	2245	CFB	PASS	
S- 435 / NTI	12/14/00	WEOS TO EEOS	2245	CFB	PASS	
S- 436 / NTI	12/14/00	WEOS TO EEOS	2245	CFB	PASS	
S- 438 / NTI	12/14/00	WEOS TO EEOS	2245	CFB	PASS	
S- 440 / NTI	12/14/00	WEOS TO EEOS	2245	CFB	PASS	
S- 441 / NTI	12/14/00	WEOS TO EEOS	2245	CFB	PASS	
S- 443 / NTI	12/14/00	WEOS TO EEOS	2245	CFB	PASS	
S- 445 / NTI	12/14/00	WEOS TO EEOS	2245	CFB	PASS	

TABLE K-2
GEOMEMBRANE VACUUM TEST SUMMARY
SECONDARY GEOMEMBRANE LINER
TRAIL RIDGE LANDFILL PHASES VA, VB, VC, AND VD
BALDWIN, FLORIDA

SEAM NUMBER (3)	DATE	SEGMENT(1)	TECH ID.(2)	QA MON.(2)	RESULT	REMARKS
S- 446 / NTI	12/14/00	WEOS TO EEOS	2245	CFB	PASS	
S- 448 / NTI	12/14/00	WEOS TO EEOS	2245	CFB	PASS	
S- 450 / NTI	12/14/00	WEOS TO EEOS	2245	CFB	PASS	
S- 451 / NTI	12/14/00	WEOS TO EEOS	2245	CFB	PASS	
S- 453 / NTI	12/14/00	WEOS TO EEOS	2245	CFB	PASS	
S- 455 / NTI	12/14/00	WEOS TO EEOS	2245	CFB	PASS	
S- 456 / NTI	12/14/00	WEOS TO EEOS	2245	CFB	PASS	
S- 458 / NTI	12/14/00	WEOS TO EEOS	2245	CFB	PASS	
S- 460 / NTI	12/14/00	WEOS TO EEOS	2245	CFB	PASS	
S- 461 / NTI	12/14/00	WEOS TO EEOS	2245	CFB	PASS	
S- 405 / 406	12/14/00	151G TO 152S	2245	SC	PASS	
S- 405 / 406	12/14/00	152S TO WEOS	2245	SC	PASS	
S- 463 / NTI	12/15/00	WEOS TO EEOS	2245	SC	PASS	
S- 465 / NTI	12/15/00	WEOS TO EEOS	2245	SC	PASS	
S- 466 / NTI	12/15/00	WEOS TO EEOS	2245	SC	PASS	
S- 468 / NTI	12/15/00	WEOS TO EEOS	2245	SC	PASS	
S- 470 / NTI	12/15/00	WEOS TO EEOS	2245	SC	PASS	
S- 471 / NTI	12/15/00	WEOS TO EEOS	2245	SC	PASS	
S- 474 / NTI	01/12/01	WEOS TO EEOS	2245	CFB	PASS	
S- 475 / NTI	01/12/01	WEOS TO EEOS	2245	CFB	PASS	
S- 477 / NTI	01/12/01	WEOS TO EEOS	2245	CFB	PASS	
S- 479 / NTI	01/12/01	WEOS TO EEOS	2245	CFB	PASS	
S- 481 / NTI	01/12/01	WEOS TO EEOS	2245	CFB	PASS	
S- 484 / NTI	01/12/01	WEOS TO EEOS	2245	SC	PASS	
S- 487 / NTI	01/12/01	WEOS TO EEOS	2245	KG	PASS	
S- 473 / NTI	01/12/01	EEOS TO WEOS	2245	SC	PASS	
S- 488 / NTI	01/12/01	WEOS TO EEOS	2245	KG	PASS	
S- 477 / 480	01/12/01	SEOS TO NEOS	2245	KG	PASS	
S- 475 / 478	01/12/01	SEOS TO NEOS	2245	KG	PASS	
S- 482 / 485	01/12/01	157I TO NEOS	2245	KG	PASS	
S- 483 / 486	01/12/01	SEOS TO NEOS	2245	KG	PASS	
S- 490 / NTI	01/17/01	WEOS TO EEOS	2245	CFB	PASS	
S- 491 / NTI	01/17/01	WEOS TO EEOS	2245	CFB	PASS	
S- 492 / NTI	01/17/01	WEOS TO EEOS	2245	CFB	PASS	
S- 494 / NTI	01/17/01	WEOS TO EEOS	2245	CFB	PASS	
S- 496 / NTI	01/17/01	WEOS TO EEOS	2245	CFB	PASS	
S- 497 / NTI	02/22/01	WEOS TO EEOS	7515	CFB	PASS	
S- 499 / NTI	02/22/01	WEOS TO EEOS	7515	CFB	PASS	
S- 502 / NTI	02/22/01	WEOS TO EEOS	7515	CFB	PASS	
S- 504 / NTI	02/22/01	WEOS TO EEOS	7515	CFB	PASS	
S- 501 / NTI	02/23/01	WEOS TO EEOS	7515	CFB	PASS	
S- 506 / NTI	02/23/01	WEOS TO EEOS	7515	CFB	PASS	
S- 507 / NTI	02/23/01	WEOS TO EEOS	7515	CFB	PASS	
S- 509 / NTI	02/23/01	WEOS TO EEOS	7515	SL	PASS	
S- 511 / NTI	02/23/01	WEOS TO EEOS	7515	SL	PASS	
S- 511 / ETI	02/23/01	NEOS TO SEOS	7515	SL	PASS	
PHASE VD						
S- 716 / NTI	02/17/01	WEOS TO EEOS	7515	CFB	PASS	
S- 700 / NTI	02/17/01	WEOS TO EEOS	7515	CFB	PASS	
S- 701 / NTI	02/17/01	WEOS TO EEOS	7515	CFB	PASS	
S- 717 / NTI	02/17/01	WEOS TO EEOS	7515	CFB	PASS	
S- 719 / NTI	02/17/01	WEOS TO EEOS	7515	CFB	PASS	
S- 721 / NTI	02/17/01	WEOS TO EEOS	7515	CFB	PASS	
S- 722 / NTI	02/17/01	WEOS TO EEOS	7515	CFB	PASS	

TABLE K-2
GEOMEMBRANE VACUUM TEST SUMMARY
SECONDARY GEOMEMBRANE LINER
TRAIL RIDGE LANDFILL PHASES VA, VB, VC, AND VD
BALDWIN, FLORIDA

SEAM NUMBER (3)	DATE	SEGMENT(1)	TECH ID.(2)	QA MON.(2)	RESULT	REMARKS
S- 724 / NTI	02/17/01	WEOS TO EEOS	7515	CFB	PASS	
S- 726 / NTI	02/17/01	WEOS TO EEOS	7515	CFB	PASS	
S- 727 / NTI	02/17/01	WEOS TO EEOS	7515	CFB	PASS	
S- 729 / NTI	02/17/01	WEOS TO EEOS	7515	CFB	PASS	
S- 731 / NTI	02/17/01	WEOS TO EEOS	7515	CFB	PASS	
S- 732 / NTI	02/17/01	WEOS TO EEOS	7515	CFB	PASS	
S- 734 / NTI	02/17/01	WEOS TO EEOS	7515	CFB	PASS	
S- 736 / NTI	02/17/01	WEOS TO EEOS	7515	CFB	PASS	
S- 700 / 713	02/17/01	SEOS TO 700C	7515	CFB	PASS	
S- 737 / NTI	02/19/01	WEOS TO EEOS	7515	CFB	PASS	
S- 739 / NTI	02/19/01	WEOS TO EEOS	7515	CFB	PASS	
S- 740 / NTI	02/19/01	WEOS TO EEOS	7515	CFB	PASS	
S- 742 / NTI	02/19/01	WEOS TO EEOS	7515	CFB	PASS	
S- 729 / 731	02/19/01	702D TO 702K	7515	KG	PASS	
S- 744 / NTI	02/19/01	WEOS TO EEOS	7515	SL	PASS	
S- 745 / NTI	02/19/01	WEOS TO EEOS	7515	SL	PASS	
S- 747 / NTI	02/19/01	WEOS TO EEOS	7515	SL	PASS	
S- 736 / 738	02/19/01	700S TO 702H	7515	SL	PASS	
S- 750 / 751	03/10/01	EEOS TO WEOS	954	SC	PASS	
S- 749 / 750	03/10/01	704T TO 704W	954	SC	PASS	
S- 749 / 750	03/10/01	704W TO NEOS	954	SC	PASS	
S- 749 / NTI	03/10/01	WEOS TO EEOS	954	SC	PASS	
S- 750 / NTI	03/10/01	WEOS TO EEOS	954	SC	PASS	
S- 752 / NTI	03/10/01	WEOS TO EEOS	954	SC	PASS	
S- 754 / NTI	03/10/01	WEOS TO EEOS	954	SC	PASS	
S- 755 / NTI	03/12/01	WEOS TO EEOS	954	SC	PASS	
S- 757 / NTI	03/12/01	WEOS TO EEOS	954	SC	PASS	
S- 759 / NTI	03/12/01	WEOS TO EEOS	954	SC	PASS	
S- 760 / NTI	03/12/01	WEOS TO EEOS	954	SC	PASS	
S- 762 / NTI	03/12/01	WEOS TO EEOS	954	SC	PASS	
S- 764 / NTI	03/12/01	WEOS TO EEOS	954	SC	PASS	
S- 765 / NTI	03/12/01	WEOS TO EEOS	954	SC	PASS	
S- 767 / NTI	03/12/01	WEOS TO EEOS	954	SC	PASS	
S- 769 / NTI	03/12/01	WEOS TO EEOS	954	SC	PASS	
S- 770 / NTI	03/12/01	WEOS TO EEOS	954	SC	PASS	
S- 772 / NTI	03/12/01	WEOS TO EEOS	954	SC	PASS	
S- 753 / 754	03/24/01	SEOS TO NEOS	7515	KG	PASS	
S- 749 / 751	03/24/01	704P TO SEOS	7515	KG	PASS	
S- 759 / 761	03/24/01	704X TO SEOS	7515	KG	PASS	
S- 774 / NTI	04/05/01	WEOS TO EEOS	7515	KG	PASS	
S- 775 / NTI	04/05/01	WEOS TO EEOS	7515	KG	PASS	
S- 776 / NTI	04/05/01	WEOS TO EEOS	7515	KG	PASS	
S- 778 / NTI	04/05/01	WEOS TO EEOS	7515	KG	PASS	
S- 780 / NTI	04/05/01	WEOS TO EEOS	7515	KG	PASS	
S- 781 / NTI	04/05/01	WEOS TO EEOS	7515	KG	PASS	
S- 783 / NTI	04/05/01	WEOS TO EEOS	7515	KG	PASS	
S- 785 / NTI	04/05/01	WEOS TO 705X	7515	KG	PASS	
S- 785 / NTI	04/05/01	705X TO EEOS	7515	KG	PASS	
S- 786 / NTI	04/05/01	WEOS TO EEOS	7515	KG	PASS	
S- 788 / NTI	04/05/01	WEOS TO EEOS	7515	KG	PASS	
S- 790 / NTI	04/05/01	WEOS TO EEOS	7515	KG	PASS	
S- 791 / NTI	04/05/01	WEOS TO EEOS	7515	KG	PASS	
S- 793 / NTI	04/05/01	WEOS TO EEOS	7515	SC	PASS	
S- 788 / 789	04/05/01	WEOS TO 706S	7515	SC	PASS	
S- 788 / 789	04/05/01	706S TO EEOS	7515	SC	PASS	
S- 795 / NTI	04/10/01	WEOS TO EEOS	7515	CFB	PASS	

TABLE K-2
GEOMEMBRANE VACUUM TEST SUMMARY
SECONDARY GEOMEMBRANE LINER
TRAIL RIDGE LANDFILL PHASES VA, VB, VC, AND VD
BALDWIN, FLORIDA

SEAM NUMBER (3)	DATE	SEGMENT(1)	TECH ID.(2)	QA MON.(2)	RESULT	REMARKS
S- 796 / NTI	04/10/01	WEOS TO EEOS	7515	CFB	PASS	
S- 797 / NTI	04/10/01	WEOS TO EEOS	7515	CFB	PASS	
S- 799 / NTI	04/10/01	WEOS TO EEOS	7515	CFB	PASS	
S- 801 / NTI	04/10/01	WEOS TO EEOS	7515	CFB	PASS	
S- 802 / NTI	04/10/01	WEOS TO EEOS	7515	CFB	PASS	
S- 804 / NTI	04/10/01	WEOS TO EEOS	7515	CFB	PASS	
S- 806 / NTI	04/10/01	WEOS TO EEOS	7515	CFB	PASS	
S- 807 / NTI	04/10/01	WEOS TO EEOS	7515	CFB	PASS	
S- 809 / NTI	04/10/01	WEOS TO EEOS	7515	CFB	PASS	
S- 810 / NTI	04/10/01	WEOS TO EEOS	7515	CFB	PASS	
S- 810 / ETI	04/10/01	NEOS TO SEOS	7515	CFB	PASS	
S- 810 / 811	04/10/01	WEOS TO EEOS	7515	CFB	PASS	
S- 811 / ETI	04/10/01	NEOS TO SEOS	7515	CFB	PASS	
S- 811 / 812	04/10/01	WEOS TO EEOS	7515	CFB	PASS	
S- 812 / ETI	04/10/01	WEOS TO EEOS	7515	CFB	PASS	

NOTES:

(1) Refer to Appendix J for list of Abbreviations

(2) Refer to Appendix A for list of Golder and Serrot personnel

F/N: SGVTS.XL

SECTION K-3

Primary Pressure Test

TABLE K-3
GEOMEMBRANE PRESSURE TEST SUMMARY
PRIMARY GEOMEMBRANE LINER
TRAIL RIDGE LANDFILL PHASES VA, VB, VC, AND VD
BALDWIN, FLORIDA

SEAM NUMBER	DATE	SEGMENT(1)	TIME		PRESSURE		STATUS	QA MON.(2)	REMARKS
PHASE VA			START	FINISH	START	FINISH			
P- 302 / 303	11/16/00	SEOS TO NEOS	1414	1419	30	30	PASS	KG	
P- 301 / 303	11/16/00	SEOS TO NEOS	1433	1438	30	30	PASS	KG	
P- 303 / 305	11/16/00	SEOS TO 125J	1443	1448	30	29	PASS	KG	
P- 303 / 305	11/16/00	125J TO 125K	-	-	-	-	FAIL	KG	Extrusion welded flap
P- 303 / 305	11/16/00	125K TO NEOS	1450	1455	30	29	PASS	KG	
P- 304 / 305	11/16/00	WEOS TO EEOS	1452	1457	30	28	PASS	KG	
P- 303 / 304	11/16/00	SEOS TO NEOS	1500	1505	30	28	PASS	KG	
P- 305 / 306	11/16/00	NEOS TO SEOS	1502	1507	30	30	PASS	KG	
P- 304 / 306	11/16/00	SEOS TO NEOS	1511	1516	30	30	PASS	KG	
P- 306 / 307	11/16/00	SEOS TO NEOS	1529	1534	30	30	PASS	KG	
P- 307 / 309	11/16/00	NEOS TO SEOS	1619	1624	30	30	PASS	KG	
P- 309 / 310	11/16/00	NEOS TO SEOS	1620	1625	30	30	PASS	KG	
P- 308 / 309	11/16/00	WEOS TO EEOS	1629	1634	30	29	PASS	KG	
P- 307 / 308	11/16/00	SEOS TO NEOS	1630	1635	30	30	PASS	KG	
P- 308 / 310	11/16/00	SEOS TO NEOS	1636	1641	30	30	PASS	KG	
P- 300 / 302	11/16/00	SEOS TO NEOS	1305	1310	30	30	PASS	SL	
P- 301 / 302	11/16/00	WEOS TO EEOS	1327	1332	30	30	PASS	CFB	
P- 300 / 301	11/16/00	SEOS TO NEOS	1326	1331	30	30	PASS	CFB	
P- 311 / 312	11/17/00	SEOS TO NEOS	-	-	-	-	FAIL	SC	Extrusion welded flap
P- 309 / 311	11/17/00	SEOS TO NEOS	-	-	-	-	FAIL	SC	Extrusion welded flap
P- 310 / 312	11/17/00	SEOS TO NEOS	736	741	30	30	PASS	SC	
P- 312 / 313	11/17/00	SEOS TO NEOS	738	743	30	30	PASS	SC	
P- 310 / 311	11/17/00	WEOS TO EEOS	747	752	30	30	PASS	SC	
P- 313 / 314	11/21/00	SEOS TO 126M	741	746	30	30	PASS	KG	
P- 316 / 318	11/21/00	SEOS TO NEOS	745	750	30	30	PASS	KG	
P- 314 / 316	11/21/00	SEOS TO NEOS	743	748	30	30	PASS	KG	
P- 318 / 319	11/21/00	SEOS TO NEOS	754	758	30	30	PASS	KG	
P- 317 / 318	11/21/00	EEOS TO WEOS	757	802	30	27	PASS	KG	
P- 317 / 319	11/21/00	SEOS TO NEOS	759	804	30	30	PASS	KG	
P- 319 / 321	11/21/00	SEOS TO NEOS	806	811	30	30	PASS	KG	
P- 316 / 317	11/21/00	SEOS TO NEOS	808	813	30	30	PASS	KG	
P- 313 / 314	11/21/00	126N TO NEOS	811	816	30	30	PASS	KG	
P- 315 / 316	11/21/00	WEOS TO EEOS	817	822	30	30	PASS	KG	
P- 314 / 315	11/21/00	SEOS TO NEOS	819	820	30	30	PASS	KG	
P- 313 / 314	11/21/00	126M TO 126N	-	-	-	-	FAIL	KG	Extrusion welded flap
P- 320 / 321	11/21/00	WEOS TO EEOS	826	831	30	30	PASS	KG	
P- 315 / 317	11/21/00	SEOS TO NEOS	838	843	30	30	PASS	KG	
P- 319 / 320	11/21/00	SEOS TO NEOS	857	902	30	30	PASS	KG	
P- 321 / 323	11/21/00	SEOS TO NEOS	1106	1111	30	28	PASS	KG	
P- 323 / 324	11/21/00	SEOS TO NEOS	1108	1113	30	30	PASS	KG	
P- 322 / 323	11/21/00	WEOS TO EEOS	1118	1123	30	27	PASS	KG	
P- 322 / 324	11/21/00	SEOS TO 128P	1139	1144	30	30	PASS	KG	
P- 322 / 324	11/21/00	128P TO 128Q	-	-	-	-	FAIL	KG	Extrusion welded flap
P- 321 / 322	11/21/00	SEOS TO NEOS	1316	1321	31	31	PASS	KG	
P- 320 / 322	11/21/00	SEOS TO NEOS	1318	1323	30	30	PASS	KG	
P- 324 / 326	11/21/00	SEOS TO NEOS	1330	1335	32	32	PASS	KG	
P- 322 / 324	11/21/00	128Q TO 128R	1346	1351	30	29	PASS	KG	
P- 325 / 326	11/21/00	WEOS TO EEOS	1348	1353	30	30	PASS	KG	
P- 326 / 328	11/21/00	SEOS TO NEOS	1404	1409	30	30	PASS	KG	
P- 327 / 328	11/21/00	WEOS TO EEOS	1417	1422	30	30	PASS	KG	
P- 328 / 329	11/21/00	SEOS TO NEOS	1418	1423	30	30	PASS	KG	
P- 324 / 325	11/21/00	SEOS TO NEOS	1430	1435	30	30	PASS	KG	
P- 326 / 327	11/21/00	SEOS TO NEOS	1431	1436	30	30	PASS	KG	
P- 325 / 327	11/21/00	SEOS TO NEOS	1432	1437	30	30	PASS	KG	
P- 327 / 329	11/21/00	SEOS TO NEOS	1458	1503	30	30	PASS	KG	

TABLE K-3
GEOMEMBRANE PRESSURE TEST SUMMARY
PRIMARY GEOMEMBRANE LINER
TRAIL RIDGE LANDFILL PHASES VA, VB, VC, AND VD
BALDWIN, FLORIDA

SEAM NUMBER	DATE	SEGMENT(1)	TIME		PRESSURE		STATUS	QA MON.(2)	REMARKS
			START	FINISH	START	FINISH			
P- 329 / 331	11/21/00	SEOS TO NEOS	1547	1552	30	30	PASS	KG	
P- 331 / 333	11/21/00	SEOS TO NEOS	1555	1603	30	30	PASS	KG	
P- 331 / 332	11/21/00	SEOS TO NEOS	1605	1610	30	30	PASS	KG	
P- 332 / 333	11/21/00	WEOS TO EEOS	1610	1615	30	30	PASS	KG	
P- 333 / 334	11/21/00	SEOS TO NEOS	1616	1521	30	30	PASS	KG	
P- 332 / 334	11/21/00	SEOS TO NEOS	1623	1628	30	30	PASS	KG	
P- 330 / 332	11/21/00	SEOS TO NEOS	1646	1651	30	30	PASS	KG	
P- 330 / 331	11/21/00	WEOS TO EEOS	1650	1655	30	30	PASS	KG	
P- 322 / 324	11/21/00	128R TO NEOS	1705	1710	30	30	PASS	KG	
P- 329 / 330	11/22/00	SEOS TO 129R	1328	1333	30	30	PASS	SL	
P- 329 / 330	11/22/00	129R TO NEOS	-	-	-	-	FAIL	SL	Extrusion welded flap
P- 334 / 335	11/22/00	SEOS TO 127K	1413	1418	30	28	PASS	SL	
P- 335 / 337	11/22/00	SEOS TO NEOS	1417	1422	30	30	PASS	SL	
P- 334 / 335	11/22/00	127K TO 129T	1432	1437	30	30	PASS	SL	
P- 335 / 336	11/22/00	SEOS TO 129K	1428	1433	30	30	PASS	SL	
P- 337 / 339	11/22/00	NEOS TO SEOS	-	-	-	-	FAIL	SL	Extrusion welded flap
P- 334 / 335	11/22/00	129T TO 131G	1447	1452	30	27	PASS	SL	
P- 335 / 336	11/22/00	129K TO 129W	-	-	-	-	FAIL	SL	Extrusion welded flap
P- 335 / 336	11/22/00	129W TO NEOS	1437	1442	30	30	PASS	SL	
P- 334 / 335	11/22/00	129X TO NEOS	1443	1448	30	28	PASS	SL	
P- 334 / 335	11/22/00	131G TO 129X	1455	1500	30	28	PASS	SL	
P- 337 / 338	11/22/00	SEOS TO NEOS	1508	1513	30	30	PASS	SL	
P- 338 / 339	11/22/00	WEOS TO EEOS	1505	1510	30	27	PASS	SL	
P- 339 / 340	11/22/00	NEOS TO SEOS	1512	1517	30	29	PASS	SL	
P- 338 / 340	11/22/00	SEOS TO NEOS	1513	1518	30	27	PASS	SL	
P- 336 / 338	11/22/00	SEOS TO NEOS	1515	1520	30	28	PASS	SL	
P- 336 / 337	11/22/00	EEOS TO 131I	1525	1530	30	27	PASS	SL	
P- 336 / 337	11/22/00	131I TO WEOS	-	-	-	-	FAIL	SL	Extrusion welded flap
P- 340 / 342	11/22/00	SEOS TO NEOS	1544	1549	30	30	PASS	SL	
P- 342 / 344	11/22/00	SEOS TO NEOS	1549	1554	30	30	PASS	SL	
P- 342 / 343	11/22/00	SEOS TO NEOS	1600	1605	30	30	PASS	SL	
P- 343 / 344	11/22/00	EEOS TO WEOS	1602	1607	30	30	PASS	SL	
P- 340 / 341	11/22/00	SEOS TO NEOS	1605	1610	30	30	PASS	SL	
P- 341 / 342	11/22/00	EEOS TO WEOS	1609	1614	30	30	PASS	SL	
P- 344 / 345	11/24/00	SEOS TO 127X	1352	1357	30	30	PASS	SL	
P- 344 / 345	11/24/00	127X TO NEOS	-	-	-	-	FAIL	SL	Extrusion welded flap
P- 345 / 347	11/24/00	SEOS TO NEOS	1404	1409	30	30	PASS	SL	
P- 343 / 345	11/24/00	SEOS TO NEOS	1436	1441	30	30	PASS	SL	
P- 341 / 343	11/24/00	SEOS TO 130F	1430	1435	30	29	PASS	SL	
P- 341 / 343	11/24/00	130F TO NEOS	1432	1437	30	30	PASS	SL	
P- 345 / 346	11/24/00	SEOS TO NEOS	1438	1443	30	30	PASS	SL	
P- 346 / 347	11/24/00	WEOS TO EEOS	1439	1444	30	29	PASS	SL	
P- 346 / 348	11/24/00	SEOS TO NEOS	1440	1445	30	30	PASS	SL	
P- 347 / 348	11/24/00	SEOS TO 130G	1510	1515	30	30	PASS	SL	
P- 347 / 349	11/24/00	NEOS TO SEOS	1452	1457	30	30	PASS	SL	
P- 348 / 349	11/24/00	WEOS TO EEOS	1451	1456	30	29	PASS	SL	
P- 349 / 350	11/24/00	NEOS TO SEOS	1452	1457	30	30	PASS	SL	
P- 348 / 350	11/24/00	SEOS TO NEOS	1503	1508	30	30	PASS	SL	
P- 347 / 348	11/24/00	130G TO 130C	-	-	-	-	FAIL	SL	Extrusion welded flap
P- 347 / 348	11/24/00	130C TO NEOS	1515	1520	30	27	PASS	SL	
P- 350 / 351	11/24/00	SEOS TO NEOS	1525	1530	30	30	PASS	SL	
P- 351 / 352	11/24/00	WEOS TO EEOS	1526	1531	30	27	PASS	SL	
P- 350 / 352	11/24/00	NEOS TO SEOS	1527	1532	30	30	PASS	SL	
P- 351 / 353	11/24/00	SEOS TO NEOS	1528	1533	30	30	PASS	SL	
P- 352 / 353	11/24/00	SEOS TO NEOS	1542	1547	30	30	PASS	SL	
P- 352 / 354	11/24/00	NEOS TO SEOS	1541	1546	30	30	PASS	SL	

TABLE K-3
GEOMEMBRANE PRESSURE TEST SUMMARY
PRIMARY GEOMEMBRANE LINER
TRAIL RIDGE LANDFILL PHASES VA, VB, VC, AND VD
BALDWIN, FLORIDA

SEAM NUMBER	DATE	SEGMENT(1)	TIME		PRESSURE		STATUS	QA MON.(2)	REMARKS
			START	FINISH	START	FINISH			
P- 353 / 354	11/24/00	WEOS TO EEOS	1540	1545	30	30	PASS	SL	
P- 353 / 355	11/24/00	SEOS TO NEOS	1550	1555	30	30	PASS	SL	
P- 354 / 355	11/24/00	NEOS TO SEOS	1551	1556	30	30	PASS	SL	
P- 356 / 357	11/24/00	SEOS TO NEOS	1634	1639	30	30	PASS	SL	
P- 357 / 358	11/24/00	WEOS TO EEOS	1625	1630	30	27	PASS	SL	
P- 356 / 358	11/24/00	NEOS TO SEOS	1619	1624	30	30	PASS	SL	
P- 355 / 356	11/24/00	SEOS TO NEOS	1620	1625	30	30	PASS	SL	
P- 359 / 360	11/27/00	WEOS TO EEOS	755	800	30	28	PASS	CFB	
P- 358 / 359	11/27/00	SEOS TO NEOS	756	801	30	30	PASS	CFB	
P- 358 / 360	11/27/00	NEOS TO SEOS	804	809	30	30	PASS	CFB	
P- 360 / 361	11/27/00	NEOS TO SEOS	806	811	30	30	PASS	CFB	
P- 359 / 361	11/27/00	SEOS TO NEOS	807	812	32	32	PASS	CFB	
P- 357 / 359	11/27/00	SEOS TO NEOS	812	817	30	30	PASS	SL	
P- 363 / 365	11/30/00	NEOS TO SEOS	1508	1513	30	29	PASS	SL	
P- 363 / 364	11/30/00	SEOS TO NEOS	1510	1515	30	30	PASS	SL	
P- 364 / 365	11/30/00	WEOS TO EEOS	1509	1514	30	27	PASS	SL	
P- 361 / 363	11/30/00	130Q TO SEOS	1518	1523	30	30	PASS	SL	
P- 361 / 363	11/30/00	130Q TO NEOS	1519	1524	30	30	PASS	SL	
P- 361 / 362	11/30/00	SEOS TO NEOS	1522	1527	30	30	PASS	SL	
P- 362 / 363	11/30/00	WEOS TO EEOS	1521	1526	30	30	PASS	SL	
P- 362 / 364	11/30/00	SEOS TO NEOS	1527	1532	30	28	PASS	SL	
P- 365 / 366	11/30/00	NEOS TO SEOS	1554	1559	30	30	PASS	SL	
P- 364 / 366	11/30/00	SEOS TO NEOS	1555	1600	30	30	PASS	SL	
P- 366 / 368	11/30/00	NEOS TO SEOS	1622	1627	30	30	PASS	SL	
P- 367 / 368	11/30/00	WEOS TO EEOS	1621	1626	30	30	PASS	SL	
P- 366 / 367	11/30/00	SEOS TO NEOS	1630	1635	30	30	PASS	SL	
P- 369 / 370	01/13/01	WEOS TO EEOS	1420	1425	30	30	PASS	CFB	
P- 370 / 371	01/13/01	WEOS TO EEOS	1421	1426	30	30	PASS	CFB	
P- 371 / 372	01/13/01	WEOS TO EEOS	1447	1452	30	30	PASS	CFB	
P- 372 / 373	01/13/01	WEOS TO EEOS	1449	1454	30	30	PASS	CFB	
P- 373 / 374	01/13/01	NEOS TO SEOS	1456	1501	30	30	PASS	CFB	
P- 372 / 374	01/13/01	WEOS TO EEOS	1500	1505	30	30	PASS	CFB	
P- 374 / 375	01/13/01	NEOS TO SEOS	1504	1509	30	30	PASS	CFB	
P- 372 / 375	01/13/01	WEOS TO EEOS	1507	1512	30	30	PASS	CFB	
P- 367 / 372	01/13/01	SEOS TO NEOS	1545	1550	30	30	PASS	SC	
P- 367 / 371	01/13/01	SEOS TO NEOS	1546	1551	30	30	PASS	SC	
P- 367 / 373	01/13/01	SEOS TO NEOS	-	-	-	-	FAIL	SC	Extrusion welded flap
P- 368 / 373	01/13/01	SEOS TO 133F	1548	1553	30	30	PASS	SC	
P- 367 / 369	01/13/01	SEOS TO NEOS	1554	1559	30	30	PASS	KG	
P- 367 / 370	01/13/01	SEOS TO NEOS	1553	1558	30	30	PASS	CFB	
P- 378 / 379	01/15/01	WEOS TO EEOS	1547	1552	30	30	PASS	KG	
P- 379 / 380	01/15/01	WEOS TO EEOS	1552	1557	30	29	PASS	KG	
P- 376 / 377	01/15/01	SEOS TO NEOS	1600	1605	30	30	PASS	KG	
P- 368 / 376	01/15/01	SEOS TO NEOS	1620	1625	30	30	PASS	KG	
P- 373 / 376	01/15/01	WEOS TO EEOS	1624	1629	30	28	PASS	KG	
P- 373 / 377	01/15/01	WEOS TO EEOS	1630	1635	30	29	PASS	KG	
P- 373 / 378	01/15/01	WEOS TO EEOS	1635	1640	30	29	PASS	KG	
P- 374 / 378	01/15/01	WEOS TO EEOS	1639	1644	30	30	PASS	KG	
P- 374 / 379	01/15/01	WEOS TO 133M	1644	1649	30	28	PASS	KG	
P- 374 / 379	01/15/01	133M TO EEOS	1648	1653	30	29	PASS	KG	
P- 374 / 380	01/15/01	EEOS TO WEOS	-	-	-	-	FAIL	KG	Extrusion welded flap
P- 375 / 380	01/15/01	WEOS TO EEOS	1651	1656	30	29	PASS	KG	
P- 378 / 381	01/15/01	WEOS TO 134X	1701	1706	30	30	PASS	KG	
P- 378 / 381	01/15/01	135A TO EEOS	1703	1708	30	29	PASS	KG	
P- 378 / 381	01/15/01	134X TO 135A	-	-	-	-	FAIL	KG	Extrusion welded flap
P- 382 / 383	01/15/01	WEOS TO EEOS	1711	1716	30	30	PASS	KG	

TABLE K-3
GEOMEMBRANE PRESSURE TEST SUMMARY
PRIMARY GEOMEMBRANE LINER
TRAIL RIDGE LANDFILL PHASES VA, VB, VC, AND VD
BALDWIN, FLORIDA

SEAM NUMBER	DATE	SEGMENT(1)	TIME		PRESSURE		STATUS	QA MON.(2)	REMARKS
			START	FINISH	START	FINISH			
P- 381 / 382	01/15/01	WEOS TO EEOS	1710	1715	30	30	PASS	KG	
P- 383 / 384	01/15/01	WEOS TO EEOS	1720	1725	30	30	PASS	KG	
P- 384 / 385	01/15/01	WEOS TO EEOS	1721	1726	30	30	PASS	KG	
P- 385 / 386	01/15/01	WEOS TO EEOS	1730	1735	30	30	PASS	KG	
P- 386 / 387	01/15/01	WEOS TO EEOS	1731	1736	30	30	PASS	KG	
P- 387 / 388	01/16/01	WEOS TO EEOS	754	759	30	30	PASS	SC	
P- 377 / 388	01/16/01	SEOS TO NEOS	755	800	30	30	PASS	SC	
P- 377 / 387	01/16/01	SEOS TO NEOS	807	812	30	30	PASS	SC	
P- 377 / 386	01/16/01	SEOS TO NEOS	808	813	30	30	PASS	SC	
P- 377 / 385	01/16/01	SEOS TO NEOS	814	819	30	29	PASS	SC	
P- 377 / 384	01/16/01	SEOS TO NEOS	815	820	30	30	PASS	SC	
P- 377 / 383	01/16/01	SEOS TO NEOS	820	825	30	30	PASS	SC	
P- 377 / 382	01/16/01	SEOS TO NEOS	821	826	30	30	PASS	SC	
P- 377 / 378	01/16/01	SEOS TO NEOS	832	837	30	30	PASS	SC	
P- 377 / 381	01/16/01	SEOS TO NEOS	833	838	30	30	PASS	SC	
P- RP-1 / RP-2	01/16/01	WEOS TO EEOS	915	920	30	30	PASS	SC	Rubsheet
PHASE VB									
P- 600 / 601	02/06/01	SEOS TO NEOS	753	758	30	30	PASS	CFB	
P- 601 / 603	02/06/01	SEOS TO NEOS	754	759	30	30	PASS	CFB	
P- 603 / 605	02/06/01	SEOS TO NEOS	755	800	30	28	PASS	CFB	
P- 605 / 606	02/06/01	SEOS TO NEOS	757	801	30	30	PASS	CFB	
P- 606 / 608	02/06/01	SEOS TO NEOS	756	802	30	27	PASS	CFB	
P- 608 / 610	02/06/01	SEOS TO NEOS	758	803	30	30	PASS	CFB	
P- 603 / 604	02/06/01	NEOS TO SEOS	822	827	30	30	PASS	CFB	
P- 602 / 603	02/06/01	EEOS TO WEOS	821	826	30	30	PASS	CFB	
P- 601 / 602	02/06/01	SEOS TO NEOS	820	825	30	30	PASS	CFB	
P- 602 / 604	02/06/01	SEOS TO NEOS	823	828	30	30	PASS	CFB	
P- 604 / 605	02/06/01	EEOS TO WEOS	836	841	30	30	PASS	CFB	
P- 604 / 606	02/06/01	SEOS TO NEOS	835	840	30	30	PASS	CFB	
P- 608 / 609	02/06/01	SEOS TO NEOS	838	843	30	30	PASS	CFB	
P- 609 / 610	02/06/01	EEOS TO WEOS	839	844	30	30	PASS	CFB	
P- 606 / 607	02/06/01	SEOS TO NEOS	847	852	30	30	PASS	CFB	
P- 607 / 608	02/06/01	WEOS TO EEOS	848	853	30	30	PASS	CFB	
P- 607 / 609	02/06/01	SEOS TO NEOS	858	903	30	30	PASS	CFB	
P- 610 / 611	02/07/01	NEOS TO 626N	935	940	30	30	PASS	KG	
P- 610 / 611	02/07/01	626N TO SEOS	-	-	-	-	FAIL	KG	Extrusion welded flap
P- 609 / 611	02/07/01	SEOS TO 626M	935	940	30	30	PASS	KG	
P- 614 / 615	02/07/01	WEOS TO EEOS	939	944	30	30	PASS	KG	
P- 613 / 614	02/07/01	SEOS TO NEOS	939	944	30	30	PASS	KG	
P- 611 / 613	02/07/01	SEOS TO NEOS	937	942	30	30	PASS	KG	
P- 612 / 613	02/07/01	EEOS TO WEOS	940	945	30	29	PASS	KG	
P- 611 / 612	02/07/01	SEOS TO 626G	937	942	30	29	PASS	KG	
P- 613 / 615	02/07/01	SEOS TO NEOS	1000	1005	30	27	PASS	KG	
P- 612 / 614	02/07/01	SEOS TO NEOS	1006	1011	30	30	PASS	KG	
P- 609 / 611	02/07/01	625S TO NEOS	1012	1017	30	29	PASS	KG	
P- 609 / 611	02/07/01	626M TO 625S	-	-	-	-	FAIL	KG	Extrusion welded flap
P- 611 / 612	02/07/01	626G TO NEOS	1021	1026	30	30	PASS	KG	
P- 616 / 618	02/07/01	SEOS TO NEOS	1030	1035	30	30	PASS	KG	
P- 617 / 618	02/07/01	WEOS TO EEOS	1031	1036	30	29	PASS	KG	
P- 616 / 617	02/07/01	SEOS TO NEOS	1032	1037	30	29	PASS	KG	
P- 614 / 616	02/07/01	626I TO NEOS	1040	1045	30	30	PASS	KG	
P- 615 / 616	02/07/01	SEOS TO NEOS	1042	1047	30	30	PASS	KG	
P- 618 / 620	02/07/01	SEOS TO NEOS	1043	1048	30	30	PASS	KG	
P- 619 / 620	02/07/01	WEOS TO EEOS	1044	1049	30	29	PASS	KG	

TABLE K-3
GEOMEMBRANE PRESSURE TEST SUMMARY
PRIMARY GEOMEMBRANE LINER
TRAIL RIDGE LANDFILL PHASES VA, VB, VC, AND VD
BALDWIN, FLORIDA

SEAM NUMBER	DATE	SEGMENT(1)	TIME		PRESSURE		STATUS	QA MON.(2)	REMARKS
			START	FINISH	START	FINISH			
P- 614 / 616	02/07/01	SEOS TO 626I	1041	1042	30	29	PASS	KG	
P- 620 / 621	02/07/01	SEOS TO NEOS	1054	1059	30	30	PASS	KG	
P- 619 / 621	02/07/01	SEOS TO NEOS	1055	1100	30	30	PASS	KG	
P- 617 / 619	02/07/01	SEOS TO NEOS	1107	1112	30	29	PASS	KG	
P- 618 / 619	02/07/01	SEOS TO NEOS	1106	111	30	30	PASS	KG	
P- 621 / 622	02/07/01	SEOS TO NEOS	1514	1519	30	30	PASS	CFB	
P- 622 / 624	02/07/01	SEOS TO NEOS	1515	1520	30	30	PASS	CFB	
P- 622 / 623	02/07/01	SEOS TO NEOS	1525	1530	30	30	PASS	CFB	
P- 623 / 624	02/07/01	WEOS TO EEOS	1528	1533	30	30	PASS	CFB	
P- 623 / 625	02/07/01	SEOS TO NEOS	1538	1543	30	30	PASS	CFB	
P- 624 / 625	02/07/01	NEOS TO SEOS	1539	1544	30	30	PASS	CFB	
P- 624 / 626	02/07/01	NEOS TO SEOS	1550	1555	30	30	PASS	CFB	
P- 626 / 627	02/07/01	NEOS TO SEOS	1552	1557	30	30	PASS	CFB	
P- 625 / 626	02/07/01	WEOS TO EEOS	1549	1554	30	30	PASS	CFB	
P- 625 / 627	02/07/01	SEOS TO 627A	1555	1600	30	30	PASS	CFB	
P- 625 / 627	02/07/01	627A TO NEOS	1608	1613	30	30	PASS	CFB	
P- 627 / 628	02/07/01	SEOS TO NEOS	808	813	30	30	PASS	CFB	
P- 628 / 629	02/07/01	EEOS TO WEOS	809	814	30	30	PASS	SC	
P- 627 / 629	02/07/01	SEOS TO NEOS	810	815	30	30	PASS	SC	
P- 628 / 630	02/07/01	SEOS TO NEOS	822	827	30	30	PASS	SC	
P- 629 / 630	02/07/01	SEOS TO NEOS	823	828	30	30	PASS	SC	
P- 629 / 631	02/07/01	SEOS TO NEOS	831	836	30	30	PASS	SC	
P- 630 / 631	02/07/01	EEOS TO WEOS	832	837	30	30	PASS	SC	
P- 631 / 632	02/07/01	SEOS TO NEOS	833	838	30	30	PASS	SC	
P- 630 / 632	02/07/01	SEOS TO NEOS	842	847	30	30	PASS	SC	
P- 632 / 633	02/07/01	SEOS TO NEOS	848	853	30	29	PASS	SC	
P- 632 / 634	02/07/01	SEOS TO NEOS	847	852	30	30	PASS	SC	
P- 633 / 634	02/07/01	EEOS TO WEOS	901	906	30	30	PASS	SC	
P- 633 / 635	02/07/01	SEOS TO NEOS	904	909	30	30	PASS	SC	
P- 634 / 635	02/07/01	SEOS TO NEOS	902	907	30	29	PASS	SC	
P- 635 / 636	02/07/01	EEOS TO WEOS	911	916	30	30	PASS	SC	
P- 634 / 636	02/07/01	SEOS TO NEOS	912	917	30	30	PASS	SC	
P- 635 / 637	02/09/01	SEOS TO 628D	838	843	30	30	PASS	SL	
P- 636 / 637	02/09/01	NEOS TO SEOS	837	842	30	30	PASS	SL	
P- 635 / 637	02/09/01	628D TO NEOS	844	849	30	30	PASS	SL	
P- 637 / 639	02/09/01	628H TO SEOS	900	905	30	30	PASS	SL	
P- 637 / 639	02/09/01	628H TO NEOS	900	905	30	30	PASS	SL	
P- 637 / 638	02/09/01	SEOS TO NEOS	901	906	30	30	PASS	SL	
P- 638 / 639	02/09/01	EEOS TO WEOS	902	907	30	29	PASS	SL	
P- 638 / 640	02/09/01	SEOS TO NEOS	912	917	30	30	PASS	SL	
P- 639 / 640	02/09/01	NEOS TO SEOS	911	916	30	30	PASS	SL	
P- 641 / 643	02/09/01	NEOS TO SEOS	923	928	30	30	PASS	SL	
P- 641 / 642	02/09/01	SEOS TO NEOS	924	929	30	30	PASS	SL	
P- 640 / 641	02/09/01	SEOS TO NEOS	920	925	30	30	PASS	SL	
P- 642 / 643	02/09/01	WEOS TO EEOS	930	935	30	30	PASS	SL	
P- 643 / 644	02/09/01	NEOS TO SEOS	934	939	30	30	PASS	CFB	
P- 642 / 644	02/09/01	SEOS TO NEOS	925	930	30	30	PASS	CFB	
P- 644 / 645	02/09/01	SEOS TO NEOS	1015	1020	30	30	PASS	CFB	
P- 645 / 647	02/09/01	NEOS TO SEOS	1016	1021	30	30	PASS	CFB	
P- 645 / 646	02/09/01	SEOS TO NEOS	1017	1022	30	30	PASS	CFB	
P- 646 / 647	02/09/01	WEOS TO EEOS	1027	1032	30	30	PASS	CFB	
P- 647 / 648	02/14/01	NEOS TO SEOS	1451	1456	30	30	PASS	CFB	
P- 646 / 648	02/14/01	SEOS TO 627T	1455	1500	30	30	PASS	CFB	
P- 646 / 648	02/14/01	627T TO NEOS	1525	1530	30	30	PASS	CFB	
P- 649 / 650	02/14/01	WEOS TO EEOS	1521	1526	30	30	PASS	CFB	
P- 648 / 650	02/14/01	NEOS TO 629D	1520	1525	30	30	PASS	CFB	

TABLE K-3
GEOMEMBRANE PRESSURE TEST SUMMARY
PRIMARY GEOMEMBRANE LINER
TRAIL RIDGE LANDFILL PHASES VA, VB, VC, AND VD
BALDWIN, FLORIDA

SEAM NUMBER	DATE	SEGMENT(1)	TIME		PRESSURE		STATUS	QA MON.(2)	REMARKS
			START	FINISH	START	FINISH			
P- 648 / 650	02/14/01	629D TO SEOS	1534	1539	30	30	PASS	CFB	
P- 650 / 651	02/14/01	NEOS TO SEOS	1536	1541	30	30	PASS	CFB	
P- 648 / 649	02/14/01	SEOS TO NEOS	1535	1540	30	30	PASS	CFB	
P- 649 / 651	02/14/01	SEOS TO NEOS	1548	1553	30	30	PASS	CFB	
P- 651 / 653	02/14/01	NEOS TO SEOS	1550	1555	30	30	PASS	CFB	
P- 652 / 653	02/14/01	WEOS TO EEOS	1551	1556	30	30	PASS	CFB	
P- 651 / 652	02/14/01	SEOS TO NEOS	1609	1614	30	30	PASS	CFB	
P- 653 / 654	02/14/01	NEOS TO SEOS	1620	1625	30	30	PASS	CFB	
P- 654 / 656	02/14/01	NEOS TO SEOS	1621	1626	30	30	PASS	CFB	
P- 655 / 656	02/14/01	WEOS TO EEOS	1626	1631	30	30	PASS	CFB	
P- 652 / 654	02/14/01	SEOS TO NEOS	1638	1643	30	30	PASS	CFB	
P- 654 / 655	02/14/01	SEOS TO NEOS	1640	1645	30	30	PASS	CFB	
P- 655 / 661	03/17/01	NEOS TO SEOS	1446	1451	30	30	PASS	CFB	
P- 655 / 660	03/17/01	SEOS TO NEOS	1435	1440	30	30	PASS	CFB	
P- 660 / 661	03/17/01	WEOS TO EEOS	1445	1450	30	30	PASS	CFB	
P- 655 / 658	03/17/01	SEOS TO NEOS	1447	1452	30	30	PASS	CFB	
P- 658 / 660	03/17/01	WEOS TO EEOS	1451	1450	30	30	PASS	CFB	
P- 655 / 657	03/17/01	SEOS TO NEOS	1455	1500	30	30	PASS	CFB	
P- 657 / 658	03/17/01	WEOS TO EEOS	1500	1505	30	30	PASS	CFB	
P- 659 / 660	03/17/01	NEOS TO SEOS	1504	1509	30	30	PASS	CFB	
P- 658 / 659	03/17/01	WEOS TO EEOS	1505	1510	30	30	PASS	CFB	
P- 659 / 661	03/17/01	WEOS TO EEOS	1507	1512	30	30	PASS	CFB	
P- 662 / 663	03/21/01	WEOS TO EEOS	1305	1310	30	30	PASS	CFB	
P- 663 / 664	03/21/01	WEOS TO EEOS	1308	1313	30	30	PASS	CFB	
P- 664 / 665	03/21/01	WEOS TO EEOS	1319	1324	30	28	PASS	CFB	
P- 657 / 662	03/21/01	SEOS TO 630A	1405	1410	30	-	FAIL	CFB	Extrusion welded flap
P- 658 / 663	03/21/01	NEOS TO SEOS	1355	1400	30	30	PASS	CFB	
P- 659 / 664	03/21/01	NEOS TO SEOS	1400	1405	30	30	PASS	CFB	
P- 661 / 665	03/21/01	NEOS TO SEOS	1405	1410	30	30	PASS	CFB	
P- 657 / 662	03/21/01	630A TO NEOS	1425	1430	30	30	PASS	CFB	
P- 656 / 666	03/23/01	SEOS TO 630C	1419	1424	30	30	PASS	CFB	
P- 656 / 666	03/23/01	630C TO NEOS	-	-	-	-	FAIL	CFB	Extrusion welded flap
P- 655 / 666	03/23/01	SEOS TO NEOS	-	-	-	-	FAIL	CFB	Extrusion welded flap
P- 666 / 667	03/28/01	630E TO SEOS	1600	1605	30	30	PASS	CFB	
P- 666 / 667	03/28/01	630E TO NEOS	1607	1612	30	30	PASS	CFB	
P- 667 / 668	03/28/01	NEOS TO SEOS	1620	1625	30	30	PASS	CFB	
P- 668 / 669	03/28/01	NEOS TO 630G	1633	1630	30	30	PASS	CFB	
P- 668 / 669	03/28/01	630G TO 630H	1635	1640	30	30	PASS	CFB	
P- 668 / 669	03/28/01	630H TO NEOS	1640	1645	30	30	PASS	CFB	
P- 669 / 670	03/28/01	NEOS TO SEOS	1650	1655	30	30	PASS	CFB	
P- 670 / 673	03/28/01	NEOS TO SEOS	1705	1710	30	30	PASS	CFB	
P- 672 / 673	03/28/01	WEOS TO EEOS	1710	1715	30	30	PASS	CFB	
P- 673 / 674	03/28/01	NEOS TO SEOS	1714	1719	30	30	PASS	CFB	
P- 672 / 674	03/28/01	WEOS TO 630X	1725	1730	30	27	PASS	CFB	
P- 672 / 674	03/28/01	630X TO EEOS	-	-	30	-	FAIL	CFB	Extrusion welded flap
P- 665 / 671	03/28/01	WEOS TO EEOS	1736	1741	30	30	PASS	CFB	
P- 661 / 671	03/28/01	EEOS TO WEOS	1735	1740	30	30	PASS	CFB	
P- 670 / 671	03/28/01	SEOS TO NEOS	1748	1753	30	30	PASS	CFB	
P- 671 / 672	03/28/01	WEOS TO EEOS	1743	1748	30	30	PASS	CFB	
P- 670 / 672	03/28/01	NEOS TO SEOS	1754	1759	30	30	PASS	CFB	
P- 661 / 667	03/28/01	EEOS TO WEOS	1800	1805	30	30	PASS	CFB	
P- 661 / 668	03/28/01	WEOS TO 630W	1804	1809	30	30	PASS	CFB	
P- 661 / 668	03/28/01	630W TO EEOS	1807	1812	30	30	PASS	CFB	
P- 661 / 669	03/28/01	WEOS TO EEOS	1810	1815	30	30	PASS	CFB	
P- 661 / 670	03/28/01	WEOS TO 631B	1811	1816	30	30	PASS	CFB	
P- 661 / 670	03/28/01	631B TO EEOS	-	-	-	-	FAIL	CFB	

TABLE K-3
GEOMEMBRANE PRESSURE TEST SUMMARY
PRIMARY GEOMEMBRANE LINER
TRAIL RIDGE LANDFILL PHASES VA, VB, VC, AND VD
BALDWIN, FLORIDA

SEAM NUMBER	DATE	SEGMENT(1)	TIME		PRESSURE		STATUS	QA MON.(2)	REMARKS
			START	FINISH	START	FINISH			
P- RP-1 / RP-2	04/02/01	NEOS TO SEOS	1340	1345	30	30	PASS	CFB	Rubsheet
P- RP-2 / RP-3	04/02/01	NEOS TO SEOS	-	-	-	-	FAIL	CFB	Rubsheet
PHASE VC									
P- 400 / 416	12/19/00	NEOS TO SEOS	805	810	30	30	PASS	CFB	
P- 400 / 415	12/19/00	SEOS TO NEOS	800	805	30	27	PASS	CFB	
P- 400 / 414	12/19/00	SEOS TO NEOS	809	814	30	30	PASS	CFB	
P- 413 / 414	12/19/00	WEOS TO EEOS	830	835	30	30	PASS	CFB	
P- 400 / 413	12/19/00	SEOS TO NEOS	824	829	30	27	PASS	CFB	
P- 412 / 413	12/19/00	EEOS TO WEOS	830	835	30	30	PASS	CFB	
P- 400 / 412	12/19/00	SEOS TO NEOS	829	834	30	27	PASS	CFB	
P- 411 / 412	12/19/00	WEOS TO EEOS	915	920	30	30	PASS	CFB	
P- 400 / 411	12/19/00	SEOS TO NEOS	914	919	30	30	PASS	CFB	
P- 410 / 411	12/19/00	WEOS TO EEOS	918	923	30	30	PASS	CFB	
P- 414 / 415	12/19/00	EEOS TO WEOS	918	923	30	30	PASS	CFB	
P- 400 / 410	12/20/00	NEOS TO SEOS	825	830	30	30	PASS	CFB	
P- 409 / 410	12/20/00	WEOS TO EEOS	827	832	30	30	PASS	CFB	
P- 400 / 409	12/20/00	SEOS TO NEOS	824	829	30	30	PASS	CFB	
P- 408 / 409	12/20/00	EEOS TO WEOS	835	840	30	30	PASS	CFB	
P- 407 / 408	12/20/00	EEOS TO WEOS	843	848	30	30	PASS	CFB	
P- 400 / 408	12/20/00	SEOS TO 176B	850	900	30	28	PASS	CFB	
P- 400 / 408	12/20/00	176B TO NEOS	-	-	-	-	FAIL	CFB	Extrusion welded flap
P- 406 / 407	12/20/00	EEOS TO WEOS	900	905	30	30	PASS	CFB	
P- 400 / 406	12/20/00	SEOS TO NEOS	900	905	30	30	PASS	CFB	
P- 405 / 406	12/20/00	EEOS TO WEOS	902	907	30	30	PASS	CFB	
P- 400 / 407	12/20/00	NEOS TO SEOS	910	915	30	30	PASS	CFB	
P- 400 / 404	12/20/00	NEOS TO SEOS	911	916	30	30	PASS	CFB	
P- 404 / 405	12/20/00	EEOS TO WEOS	910	915	30	30	PASS	CFB	
P- 400 / 403	12/20/00	SEOS TO NEOS	917	922	30	28	PASS	CFB	
P- 403 / 404	12/20/00	EEOS TO WEOS	917	922	30	30	PASS	CFB	
P- 400 / 405	12/20/00	SEOS TO NEOS	925	930	30	30	PASS	CFB	
P- 401 / 402	12/20/00	EEOS TO WEOS	927	932	30	30	PASS	CFB	
P- 400 / 402	12/20/00	SEOS TO NEOS	927	932	30	30	PASS	CFB	
P- 400 / 401	12/20/00	NEOS TO SEOS	932	937	30	30	PASS	CFB	
P- 402 / 417	12/20/00	NEOS TO SEOS	935	940	30	28	PASS	CFB	
P- 401 / 417	12/20/00	NEOS TO SEOS	938	943	30	30	PASS	CFB	
P- 417 / 418	12/20/00	NEOS TO SEOS	940	945	30	30	PASS	CFB	
P- 415 / 416	12/20/00	176D TO WEOS	950	955	30	30	PASS	CFB	
P- 415 / 416	12/20/00	176D TO EEOS	-	-	-	-	FAIL	CFB	Extrusion welded flap
P- 421 / 422	01/05/01	NEOS TO SEOS	855	900	30	27	PASS	CFB	
P- 420 / 421	01/05/01	WEOS TO EEOS	856	901	30	30	PASS	CFB	
P- 420 / 422	01/05/01	SEOS TO 177C	856	901	30	30	PASS	CFB	
P- 420 / 422	01/05/01	177C TO 177E	906	911	30	30	PASS	CFB	
P- 418 / 421	01/05/01	SEOS TO NEOS	903	908	30	27	PASS	CFB	
P- 418 / 420	01/05/01	177A TO NEOS	905	910	30	30	PASS	CFB	
P- 418 / 420	01/05/01	SEOS TO 177A	-	-	-	-	FAIL	CFB	Extrusion welded flap
P- 420 / 422	01/05/01	177E TO NEOS	908	913	30	30	PASS	CFB	
P- 419 / 420	01/05/01	WEOS TO EEOS	915	920	30	30	PASS	CFB	
P- 418 / 419	01/05/01	SEOS TO NEOS	914	919	30	27	PASS	CFB	
P- 419 / 422	01/05/01	SEOS TO NEOS	917	922	30	30	PASS	CFB	
P- 422 / 424	01/05/01	SEOS TO NEOS	925	930	30	30	PASS	CFB	
P- 424 / 425	01/05/01	SEOS TO NEOS	928	933	30	30	PASS	CFB	
P- 425 / 426	01/05/01	WEOS TO EEOS	929	934	30	30	PASS	CFB	
P- 424 / 426	01/05/01	NEOS TO SEOS	930	935	30	28	PASS	CFB	
P- 423 / 425	01/05/01	SEOS TO NEOS	936	942	30	30	PASS	SL	

TABLE K-3
GEOMEMBRANE PRESSURE TEST SUMMARY
PRIMARY GEOMEMBRANE LINER
TRAIL RIDGE LANDFILL PHASES VA, VB, VC, AND VD
BALDWIN, FLORIDA

SEAM NUMBER	DATE	SEGMENT(1)	TIME		PRESSURE		STATUS	QA MON.(2)	REMARKS
			START	FINISH	START	FINISH			
P- 423 / 424	01/05/01	WEOS TO EEOS	937	942	30	30	PASS	SL	
P- 422 / 423	01/05/01	SEOS TO 177J	938	943	30	30	PASS	SL	
P- 422 / 423	01/05/01	177J TO NEOS	939	944	30	28	PASS	SL	
P- 426 / 427	01/05/01	NEOS TO SEOS	1257	1302	30	30	PASS	CFB	
P- 425 / 427	01/05/01	SEOS TO NEOS	1258	1303	30	27	PASS	CFB	
P- 427 / 428	01/08/01	SEOS TO 177K	1138	1143	30	30	PASS	SL	
P- 428 / 429	01/08/01	SEOS TO NEOS	1128	1133	30	30	PASS	SL	
P- 427 / 428	01/08/01	177K TO 178J	-	-	-	-	FAIL	SL	Extrusion welded flap
P- 427 / 428	01/08/01	178J TO 179A	1305	1310	30	28	PASS	SL	
P- 427 / 428	01/08/01	179A TO 179B	1310	1315	30	29	PASS	SL	
P- 427 / 428	01/08/01	179B TO 179C	1313	1318	30	29	PASS	SL	
P- 427 / 428	01/08/01	179C TO 177P	-	-	-	-	FAIL	SL	Extrusion welded flap
P- 427 / 428	01/08/01	177P TO NEOS	1327	1332	30	28	PASS	SL	
P- 429 / 430	01/08/01	SEOS TO NEOS	1345	1350	30	29	PASS	SL	
P- 430 / 431	01/08/01	SEOS TO 177Q	1342	1347	30	30	PASS	SL	
P- 431 / 432	01/08/01	SEOS TO NEOS	1356	1401	30	30	PASS	SL	
P- 430 / 431	01/08/01	177Q TO NEOS	1400	1405	30	30	PASS	SL	
P- 432 / 433	01/08/01	SEOS TO 177R	1415	1420	30	30	PASS	SL	
P- 433 / 434	01/08/01	SEOS TO NEOS	1416	1421	30	30	PASS	SL	
P- 434 / 435	01/08/01	SEOS TO 177S	1425	1430	30	30	PASS	SL	
P- 432 / 433	01/08/01	179E TO NEOS	-	-	-	-	FAIL	SL	Extrusion welded flap
P- 432 / 423	01/08/01	178K TO 179E	1500	1505	30	30	PASS	KG	
P- 432 / 433	01/08/01	178M TO 178N	1505	1510	30	29	PASS	KG	
P- 432 / 433	01/08/01	178N TO 178K	1514	1519	30	29	PASS	KG	
P- 432 / 433	01/08/01	177R TO 178M	-	-	-	-	FAIL	KG	Extrusion welded flap
P- 434 / 435	01/08/01	177S TO NEOS	1423	1528	30	30	PASS	KG	
P- 437 / 438	01/18/01	SEOS TO NEOS	1415	1420	30	30	PASS	CFB	
P- 436 / 437	01/18/01	EEOS TO WEOS	1416	1421	30	30	PASS	CFB	
P- 436 / 438	01/18/01	SEOS TO NEOS	1435	1440	30	30	PASS	CFB	
P- 438 / 440	01/18/01	SEOS TO NEOS	1437	1442	30	30	PASS	CFB	
P- 439 / 440	01/18/01	WEOS TO EEOS	1445	1450	30	30	PASS	CFB	
P- 438 / 439	01/18/01	SEOS TO NEOS	1446	1451	30	30	PASS	CFB	
P- 440 / 442	01/18/01	NEOS TO SEOS	1509	1514	30	30	PASS	CFB	
P- 441 / 442	01/18/01	WEOS TO EEOS	1510	1515	30	30	PASS	CFB	
P- 442 / 443	01/18/01	NEOS TO SEOS	1511	1516	30	30	PASS	CFB	
P- 440 / 441	01/18/01	SEOS TO NEOS	1521	1526	30	30	PASS	CFB	
P- 441 / 443	01/18/01	SEOS TO NEOS	1520	1525	30	30	PASS	CFB	
P- 439 / 441	01/18/01	SEOS TO NEOS	1522	1527	30	30	PASS	CFB	
P- 443 / 445	01/18/01	SEOS TO NEOS	1549	1554	30	30	PASS	SL	
P- 445 / 447	01/18/01	SEOS TO NEOS	1550	1555	30	28	PASS	SL	
P- 446 / 447	01/18/01	WEOS TO EEOS	1551	1556	30	28	PASS	SL	
P- 445 / 446	01/18/01	SEOS TO NEOS	1552	1557	30	29	PASS	SL	
P- 443 / 444	01/18/01	SEOS TO NEOS	1618	1623	30	30	PASS	CFB	
P- 444 / 445	01/18/01	EEOS TO WEOS	1617	1622	30	30	PASS	CFB	
P- 444 / 446	01/18/01	SEOS TO NEOS	1619	1624	30	30	PASS	CFB	
P- 447 / 448	01/18/01	NEOS TO SEOS	1635	1640	30	30	PASS	CFB	
P- 446 / 448	01/18/01	SEOS TO NEOS	1636	1641	30	27	PASS	CFB	
P- 435 / 437	01/19/01	SEOS TO NEOS	750	755	30	30	PASS	SC	
P- 435 / 436	01/19/01	SEOS TO 179P	751	756	30	30	PASS	SC	
P- 435 / 436	01/19/01	179P TO 179R	-	-	-	-	FAIL	SC	Extrusion welded flap
P- 435 / 436	01/19/01	179R TO 179Q	815	820	30	30	PASS	SC	
P- 435 / 436	01/19/01	179Q TO NEOS	830	835	30	30	PASS	SC	
P- 448 / 449	01/19/01	SEOS TO 179S	1419	1424	30	30	PASS	SC	
P- 448 / 449	01/19/01	179S TO NEOS	1419	1424	30	30	PASS	SC	
P- 449 / 450	01/19/01	SEOS TO NEOS	1429	1434	30	30	PASS	SC	
P- 450 / 451	01/19/01	SEOS TO NEOS	1512	1517	30	30	PASS	SC	

TABLE K-3
GEOMEMBRANE PRESSURE TEST SUMMARY
PRIMARY GEOMEMBRANE LINER
TRAIL RIDGE LANDFILL PHASES VA, VB, VC, AND VD
BALDWIN, FLORIDA

SEAM NUMBER	DATE	SEGMENT(1)	TIME		PRESSURE		STATUS	QA MON.(2)	REMARKS
			START	FINISH	START	FINISH			
P- 451 / 452	01/19/01	SEOS TO NEOS	1513	1518	30	30	PASS	SC	
P- 452 / 453	01/19/01	SEOS TO NEOS	1542	1547	30	30	PASS	SC	
P- 453 / 454	01/19/01	SEOS TO NEOS	1543	1548	30	30	PASS	SC	
P- 455 / 456	01/19/01	SEOS TO NEOS	1608	1613	30	30	PASS	SC	
P- 454 / 455	01/19/01	SEOS TO NEOS	1623	1628	30	30	PASS	SC	
P- 456 / 457	01/19/01	SEOS TO 180T	1647	1652	30	30	PASS	CFB	
P- 456 / 457	01/19/01	180T TO NEOS	1653	1658	30	30	PASS	CFB	
P- 459 / 460	01/24/01	EEOS TO WEOS	1346	1351	30	27	PASS	CFB	
P- 457 / 460	01/24/01	NEOS TO SEOS	-	-	-	-	FAIL	CFB	Extrusion welded flap
P- 460 / 462	01/24/01	NEOS TO SEOS	-	-	-	-	FAIL	CFB	Extrusion welded flap
P- 458 / 459	01/24/01	WEOS TO EEOS	1413	1418	30	30	PASS	CFB	
P- 457 / 459	01/24/01	NEOS TO SEOS	1412	1417	30	30	PASS	CFB	
P- 457 / 458	01/24/01	181P TO NEOS	1421	1426	30	30	PASS	CFB	
P- 457 / 458	01/24/01	181P TO SEOS	-	-	-	-	FAIL	CFB	Extrusion welded flap
P- 459 / 462	01/24/01	NEOS TO SEOS	1420	1425	30	30	PASS	CFB	
P- 458 / 461	01/24/01	SEOS TO NEOS	1440	1445	30	30	PASS	CFB	
P- 461 / 462	01/24/01	WEOS TO EEOS	1447	1452	30	30	PASS	CFB	
P- 458 / 462	01/24/01	SEOS TO NEOS	-	-	-	-	FAIL	CFB	Extrusion welded flap
P- 462 / 463	01/24/01	SEOS TO NEOS	1515	1500	30	30	PASS	CFB	
P- 463 / 464	01/24/01	WEOS TO EEOS	1514	1519	30	30	PASS	CFB	
P- 462 / 464	01/24/01	NEOS TO SEOS	1513	1518	30	30	PASS	CFB	
P- 464 / 465	01/24/01	NEOS TO SEOS	1516	1521	30	30	PASS	CFB	
P- 461 / 463	01/24/01	SEOS TO NEOS	1527	1532	30	30	PASS	CFB	
P- 463 / 465	01/24/01	SEOS TO NEOS	1532	1537	30	30	PASS	CFB	
P- 465 / 467	01/24/01	NEOS TO SEOS	1542	1547	30	30	PASS	CFB	
P- 466 / 467	01/24/01	WEOS TO EEOS	1545	1550	30	30	PASS	CFB	
P- 467 / 469	01/24/01	NEOS TO SEOS	1550	1555	30	30	PASS	CFB	
P- 468 / 469	01/24/01	WEOS TO EEOS	1552	1557	30	30	PASS	CFB	
P- 465 / 466	01/24/01	SEOS TO NEOS	1600	1605	30	30	PASS	CFB	
P- 466 / 468	01/24/01	SEOS TO NEOS	1607	1612	30	30	PASS	CFB	
P- 469 / 470	01/24/01	NEOS TO SEOS	1618	1623	30	30	PASS	CFB	
P- 470 / 472	01/24/01	NEOS TO SEOS	1620	1625	30	30	PASS	CFB	
P- 468 / 470	01/24/01	SEOS TO NEOS	1639	1644	30	30	PASS	CFB	
P- 471 / 472	01/24/01	WEOS TO EEOS	1627	1632	30	30	PASS	CFB	
P- 470 / 471	01/25/01	SEOS TO NEOS	722	727	30	30	PASS	SC	
P- 473 / 475	01/19/01	SEOS TO NEOS	1516	1521	30	30	PASS	CFB	
P- 472 / 473	01/19/01	SEOS TO NEOS	1522	1532	30	30	PASS	CFB	
P- 471 / 473	01/19/01	SEOS TO 182R	1530	1535	30	30	PASS	CFB	
P- 474 / 475	01/19/01	EEOS TO WEOS	1531	1536	30	28	PASS	CFB	
P- 473 / 474	01/19/01	SEOS TO NEOS	1540	1545	30	30	PASS	CFB	
P- 471 / 473	01/19/01	182R TO 182S	-	-	-	-	FAIL	CFB	Extrusion welded flap
P- 471 / 473	01/19/01	182S TO NEOS	1545	1550	30	30	PASS	CFB	
P- 475 / 476	01/19/01	NEOS TO SEOS	1558	1603	30	30	PASS	CFB	
P- 474 / 476	01/19/01	SEOS TO NEOS	1610	1615	30	30	PASS	CFB	
P- 476 / 477	01/19/01	SEOS TO NEOS	1612	1617	30	30	PASS	CFB	
P- 478 / 479	01/19/01	WEOS TO EEOS	1626	1631	30	30	PASS	CFB	
P- 477 / 479	01/19/01	NEOS TO SEOS	1625	1630	30	30	PASS	CFB	
P- 479 / 480	01/19/01	NEOS TO SEOS	1627	1632	30	30	PASS	CFB	
P- 478 / 480	01/19/01	SEOS TO NEOS	1636	1641	30	30	PASS	CFB	
P- 477 / 478	01/19/01	SEOS TO NEOS	1635	1640	30	30	PASS	CFB	
P- 480 / 481	01/19/01	SEOS TO NEOS	1726	1731	30	30	PASS	CFB	
P- 482 / 484	02/23/01	SEOS TO NEOS	1523	1528	30	28	PASS	SC	
P- 482 / 483	02/23/01	SEOS TO NEOS	1522	1527	30	30	PASS	SC	
P- 483 / 484	02/23/01	WEOS TO EEOS	1527	1532	30	29	PASS	SC	
P- 481 / 482	02/23/01	SEOS TO NEOS	1518	1523	30	30	PASS	SC	
P- 484 / 485	02/23/01	SEOS TO NEOS	1534	1539	30	30	PASS	SC	

TABLE K-3
GEOMEMBRANE PRESSURE TEST SUMMARY
PRIMARY GEOMEMBRANE LINER
TRAIL RIDGE LANDFILL PHASES VA, VB, VC, AND VD
BALDWIN, FLORIDA

SEAM NUMBER	DATE	SEGMENT(1)	TIME		PRESSURE		STATUS	QA MON.(2)	REMARKS
			START	FINISH	START	FINISH			
P- 483 / 485	02/23/01	SEOS TO NEOS	1602	1607	30	30	PASS	SC	
P- 485 / 486	02/23/01	SEOS TO 184F	1713	1718	30	30	PASS	SC	
P- 486 / 488	02/23/01	SEOS TO NEOS	1709	1714	30	30	PASS	SC	
P- 487 / 488	02/23/01	WEOS TO EEOS	1710	1715	30	30	PASS	SC	
P- 488 / 489	02/23/01	SEOS TO NEOS	1723	1728	30	30	PASS	SC	
P- 486 / 487	02/23/01	SEOS TO NEOS	1730	1735	30	30	PASS	CFB	
P- 487 / 489	02/24/01	SEOS TO NEOS	726	731	30	30	PASS	SL	
P- 485 / 486	02/24/01	184F TO NEOS	800	805	30	29	PASS	KG	
P- 489 / 493	02/24/01	SEOS TO NEOS	1403	1408	30	28	PASS	SL	
P- 492 / 493	02/24/01	SEOS TO NEOS	1402	1407	30	30	PASS	SL	
P- 491 / 492	02/24/01	SEOS TO NEOS	1400	1405	30	30	PASS	SL	
P- 489 / 494	02/24/01	SEOS TO NEOS	1412	1417	30	30	PASS	SL	
P- 493 / 494	02/24/01	SEOS TO NEOS	1413	1418	30	30	PASS	SL	
P- 490 / 491	02/26/01	SEOS TO 184T	1343	1348	30	28	PASS	SL	
P- 490 / 491	02/26/01	184T TO NEOS	1406	1411	30	30	PASS	SL	
P- 490 / 184W	02/26/01	SEOS TO 184X	1342	1347	30	30	PASS	SL	
P- 490 / 184W	02/26/01	184X TO NEOS	1342	1347	30	24	FAIL	SL	Extrusion welded flap
PHASE VD									
P- 700 / 701	02/21/01	NEOS TO SEOS	730	735	30	30	PASS	CFB	
P- 700 / 702	02/21/01	SEOS TO NEOS	731	736	30	30	PASS	CFB	
P- 702 / 703	02/21/01	EEOS TO WEOS	742	747	30	30	PASS	CFB	
P- 700 / 703	02/21/01	SEOS TO NEOS	745	750	30	30	PASS	CFB	
P- 701 / 702	02/21/01	EEOS TO WEOS	740	745	30	30	PASS	CFB	
P- 703 / 704	02/21/01	EEOS TO 751P	755	800	30	30	PASS	CFB	
P- 703 / 704	02/21/01	751P TO WEOS	804	809	30	30	PASS	CFB	
P- 700 / 704	02/21/01	SEOS TO NEOS	756	801	30	30	PASS	CFB	
P- 704 / 705	02/21/01	EEOS TO WEOS	811	816	30	30	PASS	CFB	
P- 700 / 705	02/21/01	SEOS TO NEOS	812	817	30	30	PASS	CFB	
P- 705 / 706	02/21/01	EEOS TO WEOS	819	829	30	30	PASS	CFB	
P- 700 / 706	02/21/01	SEOS TO NEOS	818	823	30	30	PASS	CFB	
P- 706 / 707	02/21/01	EEOS TO WEOS	826	831	30	30	PASS	CFB	
P- 700 / 707	02/21/01	SEOS TO NEOS	827	832	30	30	PASS	CFB	
P- 707 / 708	02/21/01	WEOS TO EEOS	834	839	30	30	PASS	CFB	
P- 700 / 708	02/21/01	SEOS TO NEOS	835	840	30	28	PASS	CFB	
P- 708 / 709	02/21/01	EEOS TO WEOS	837	842	30	30	PASS	CFB	
P- 700 / 709	02/21/01	SEOS TO NEOS	838	843	30	28	PASS	CFB	
P- 709 / 710	02/21/01	WEOS TO EEOS	850	855	30	30	PASS	CFB	
P- 700 / 710	02/21/01	SEOS TO NEOS	851	856	30	30	PASS	CFB	
P- 710 / 711	02/21/01	EEOS TO WEOS	852	857	30	30	PASS	CFB	
P- 700 / 711	02/21/01	SEOS TO NEOS	853	858	30	30	PASS	CFB	
P- 711 / 712	02/21/01	EEOS TO WEOS	904	909	30	30	PASS	CFB	
P- 700 / 712	02/21/01	SEOS TO NEOS	905	910	30	30	PASS	CFB	
P- 712 / 713	02/21/01	EEOS TO WEOS	906	911	30	30	PASS	CFB	
P- 700 / 713	02/21/01	SEOS TO NEOS	907	912	30	30	PASS	CFB	
P- 713 / 714	02/21/01	EEOS TO WEOS	914	919	30	30	PASS	CFB	
P- 700 / 714	02/21/01	SEOS TO NEOS	915	920	30	30	PASS	CFB	
P- 715 / 716	02/21/01	WEOS TO EEOS	1322	1327	30	29	PASS	SL	
P- 700 / 715	02/21/01	SEOS TO NEOS	1321	1326	30	30	PASS	SL	
P- 700 / 716	02/21/01	NEOS TO SEOS	1323	1328	30	30	PASS	SL	
P- 715 / 717	02/21/01	SEOS TO NEOS	1324	1329	30	30	PASS	SL	
P- 716 / 717	02/21/01	NEOS TO SEOS	1325	1330	30	30	PASS	SL	
P- 718 / 719	02/21/01	SEOS TO NEOS	1346	1351	30	30	PASS	SL	
P- 718 / 720	02/21/01	NEOS TO SEOS	1337	1342	30	30	PASS	SL	
P- 719 / 720	02/21/01	WEOS TO EEOS	1336	1341	30	30	PASS	SL	

TABLE K-3
GEOMEMBRANE PRESSURE TEST SUMMARY
PRIMARY GEOMEMBRANE LINER
TRAIL RIDGE LANDFILL PHASES VA, VB, VC, AND VD
BALDWIN, FLORIDA

SEAM NUMBER	DATE	SEGMENT(1)	TIME		PRESSURE		STATUS	QA MON.(2)	REMARKS
			START	FINISH	START	FINISH			
P- 719 / 721	02/21/01	SEOS TO NEOS	1348	1353	30	30	PASS	SL	
P- 720 / 721	02/21/01	NEOS TO SEOS	1338	1343	30	29	PASS	SL	
P- 717 / 718	02/21/01	SEOS TO NEOS	1341	1346	30	30	PASS	SL	
P- 720 / 722	02/21/01	NEOS TO SEOS	1358	1403	30	29	PASS	SL	
P- 721 / 722	02/21/01	WEOS TO EEOS	1357	1402	30	30	PASS	SL	
P- 722 / 723	02/21/01	NEOS TO SEOS	1402	1407	30	30	PASS	SL	
P- 721 / 723	02/21/01	SEOS TO NEOS	1451	1456	30	30	PASS	SL	
P- 723 / 724	02/21/01	SEOS TO NEOS	1542	1547	30	30	PASS	SL	
P- 723 / 725	02/21/01	NEOS TO 750R	1543	1548	30	30	PASS	SL	
P- 723 / 725	02/21/01	750R TO SEOS	-	-	-	-	FAIL	SL	Extrusion welded flap
P- 724 / 725	02/21/01	WEOS TO EEOS	1600	1605	30	30	PASS	SL	
P- 724 / 726	02/21/01	SEOS TO NEOS	1608	1613	30	30	PASS	SL	
P- 725 / 726	02/21/01	NEOS TO SEOS	1609	1614	30	30	PASS	SL	
P- 725 / 727	02/21/01	NEOS TO SEOS	1626	1631	30	29	PASS	SL	
P- 726 / 727	02/21/01	WEOS TO EEOS	1630	1635	30	30	PASS	SL	
P- 728 / 730	02/22/01	SEOS TO 752A	1330	1335	30	30	PASS	SC	
P- 728 / 730	02/22/01	752A TO NEOS	1330	1335	30	30	PASS	SC	
P- 727 / 728	02/22/01	SEOS TO NEOS	1333	1338	30	30	PASS	SC	
P- 726 / 728	02/22/01	SEOS TO NEOS	1334	1339	30	30	PASS	SC	
P- 729 / 730	02/22/01	WEOS TO EEOS	1347	1352	30	30	PASS	SC	
P- 728 / 729	02/22/01	SEOS TO NEOS	1357	1402	30	30	PASS	SC	
P- 730 / 731	02/28/01	NEOS TO SEOS	1338	1343	30	30	PASS	CFB	
P- 729 / 731	02/28/01	SEOS TO NEOS	1339	1344	30	30	PASS	CFB	
P- 731 / 733	02/28/01	NEOS TO SEOS	1347	1352	30	30	PASS	CFB	
P- 731 / 732	02/28/01	SEOS TO NEOS	1348	1353	30	28	PASS	CFB	
P- 732 / 733	02/28/01	WEOS TO EEOS	1400	1405	30	30	PASS	CFB	
P- 733 / 734	02/28/01	NEOS TO SEOS	1417	1422	30	30	PASS	CFB	
P- 732 / 734	02/28/01	SEOS TO NEOS	1418	1422	30	30	PASS	CFB	
P- 733 / 735	02/28/01	NEOS TO SEOS	1431	1436	30	30	PASS	CFB	
P- 734 / 735	02/28/01	WEOS TO EEOS	1432	1437	30	28	PASS	CFB	
P- 734 / 737	02/28/01	SEOS TO NEOS	1450	1455	30	30	PASS	CFB	
P- 735 / 737	02/28/01	NEOS TO SEOS	1452	1457	30	30	PASS	CFB	
P- 736 / 737	02/28/01	WEOS TO EEOS	1502	1507	30	27	PASS	CFB	
P- 734 / 736	02/28/01	SEOS TO NEOS	1503	1508	30	30	PASS	CFB	
P- 736 / 738	02/28/01	SEOS TO NEOS	1510	1515	30	30	PASS	CFB	
P- 737 / 738	02/28/01	NEOS TO SEOS	1511	1516	30	30	PASS	CFB	
P- 737 / 739	02/28/01	NEOS TO SEOS	1520	1525	30	27	PASS	CFB	
P- 738 / 739	02/28/01	WEOS TO EEOS	1521	1526	30	28	PASS	CFB	
P- 739 / 740	02/28/01	NEOS TO SEOS	1527	1532	30	30	PASS	CFB	
P- 738 / 740	02/28/01	SEOS TO NEOS	1530	1535	30	30	PASS	CFB	
P- 740 / 741	03/23/02	SEOS TO NEOS	1043	1048	30	30	PASS	SC	
P- 741 / 743	03/23/02	SEOS TO NEOS	1058	1103	30	28	PASS	SC	
P- 743 / 745	03/23/02	SEOS TO NEOS	1100	1105	30	28	PASS	SC	
P- 745 / 746	03/23/02	SEOS TO NEOS	1102	1107	30	30	PASS	SC	
P- 746 / 748	03/23/02	SEOS TO 752P	1105	1110	30	30	PASS	SC	
P- 746 / 748	03/23/02	752P TO 753P	-	-	-	-	FAIL	SC	Extrusion welded flap
P- 746 / 748	03/23/02	753P TO NEOS	1110	1115	30	30	PASS	SC	
P- 744 / 745	03/23/02	WEOS TO EEOS	1115	1120	30	30	PASS	SC	
P- 744 / 746	03/23/02	SEOS TO NEOS	1111	1116	30	30	PASS	SC	
P- 743 / 744	03/23/02	SEOS TO NEOS	1240	1245	30	30	PASS	SC	
P- 742 / 744	03/23/02	SEOS TO 752M	-	-	-	-	FAIL	SC	Extrusion welded flap
P- 742 / 744	03/23/02	752M TO NEOS	1300	1305	30	30	PASS	SC	
P- 742 / 743	03/23/02	WEOS TO EEOS	1302	1307	30	30	PASS	SC	
P- 741 / 742	03/23/02	SEOS TO 752Q	1303	1308	30	31	PASS	SC	
P- 746 / 747	03/23/02	SEOS TO NEOS	1310	1315	30	30	PASS	SC	
P- 741 / 742	03/23/02	752Q TO NEOS	-	-	-	-	FAIL	SC	Extrusion welded flap

TABLE K-3
GEOMEMBRANE PRESSURE TEST SUMMARY
PRIMARY GEOMEMBRANE LINER
TRAIL RIDGE LANDFILL PHASES VA, VB, VC, AND VD
BALDWIN, FLORIDA

SEAM NUMBER	DATE	SEGMENT(1)	TIME		PRESSURE		STATUS	QA MON.(2)	REMARKS
			START	FINISH	START	FINISH			
P- 747 / 748	03/24/01	WEOS TO EEOS	1315	1320	30	30	PASS	CFB	
P- 751 / 752	03/24/01	WEOS TO 754A	-	-	-	-	FAIL	CFB	Extrusion welded flap
P- 750 / 752	03/24/01	NEOS TO 754G	-	-	-	-	FAIL	CFB	Extrusion welded flap
P- 751 / 752	03/24/01	754A TO EEOS	1320	1325	30	30	PASS	CFB	
P- 750 / 752	03/24/01	754G TO 754E	1322	1327	30	30	PASS	CFB	
P- 750 / 752	03/24/01	754E TO SEOS	1327	1332	30	27	PASS	CFB	
P- 748 / 750	03/24/01	753S TO SEOS	1338	1343	30	30	PASS	CFB	
P- 748 / 750	03/24/01	753S TO NEOS	1339	1344	30	30	PASS	CFB	
P- 750 / 751	03/24/01	SEOS TO NEOS	1341	1346	30	30	PASS	CFB	
P- 749 / 750	03/24/01	WEOS TO EEOS	1351	1350	30	27	PASS	CFB	
P- 747 / 749	03/24/01	SEOS TO NEOS	1355	1400	30	30	PASS	CFB	
P- 749 / 751	03/24/01	SEOS TO NEOS	1359	1404	30	28	PASS	CFB	
P- 752 / 753	03/24/01	NEOS TO SEOS	1400	1405	30	30	PASS	CFB	
P- 751 / 753	03/24/01	SEOS TO NEOS	1404	1409	30	30	PASS	CFB	
P- 747 / 750	03/24/01	SEOS TO NEOS	-	-	-	-	FAIL	CFB	Extrusion welded flap
P- 754 / 755	03/24/01	WEOS TO EEOS	1424	1429	30	30	PASS	CFB	
P- 753 / 755	03/24/01	NEOS TO SEOS	1426	1431	30	30	PASS	CFB	
P- 756 / 757	03/24/01	WEOS TO EEOS	1437	1442	30	29	PASS	CFB	
P- 755 / 757	03/24/01	NEOS TO SEOS	1438	1443	30	29	PASS	CFB	
P- 755 / 756	03/24/01	SEOS TO NEOS	1449	1454	30	30	PASS	CFB	
P- 757 / 758	03/24/01	NEOS TO SEOS	1454	1459	30	30	PASS	CFB	
P- 753 / 754	03/24/01	SEOS TO NEOS	1504	1505	30	30	PASS	CFB	
P- 754 / 756	03/24/01	SEOS TO NEOS	1504	1509	30	30	PASS	CFB	
P- 756 / 758	03/24/01	SEOS TO NEOS	1525	1530	30	28	PASS	CFB	
P- 758 / 760	03/24/01	NEOS TO SEOS	1530	1535	30	30	PASS	CFB	
P- 759 / 760	03/24/01	WEOS TO EEOS	1537	1542	30	27	PASS	CFB	
P- 758 / 759	03/24/01	SEOS TO NEOS	1542	1547	30	30	PASS	CFB	
P- 760 / 762	03/24/01	NEOS TO SEOS	1622	1627	30	30	PASS	CFB	
P- 762 / 763	03/24/01	NEOS TO SEOS	1628	1633	30	30	PASS	CFB	
P- 761 / 762	03/24/01	WEOS TO EEOS	1629	1634	30	30	PASS	CFB	
P- 760 / 761	03/24/01	SEOS TO NEOS	1635	1640	30	30	PASS	CFB	
P- 759 / 761	03/24/01	SEOS TO NEOS	1643	1648	30	30	PASS	CFB	
P- 761 / 763	03/24/01	SEOS TO NEOS	1649	1654	30	27	PASS	CFB	
P- 765 / 766	03/27/01	EEOS TO WEOS	1259	1304	30	30	PASS	CFB	
P- 763 / 764	03/27/01	754T TO 754S	1312	1317	30	30	PASS	CFB	
P- 763 / 764	03/27/01	754T TO 754W	1320	1325	30	30	PASS	CFB	
P- 763 / 764	03/27/01	754W TO 754X	1323	1328	30	30	PASS	CFB	
P- 763 / 764	03/27/01	754X TO 755G	1330	1335	30	30	PASS	CFB	
P- 763 / 764	03/27/01	755G TO 755H	1333	1337	30	30	PASS	CFB	
P- 763 / 764	03/27/01	755H TO NEOS	1334	1339	30	30	PASS	CFB	
P- 763 / 764	03/27/01	754S TO 756A	1410	1415	30	27	PASS	SL	
P- 764 / 766	03/27/01	NEOS TO SEOS	1344	1349	30	30	PASS	SL	
P- 766 / 768	03/27/01	NEOS TO SEOS	1359	1404	30	28	PASS	SL	
P- 767 / 768	03/27/01	WEOS TO 756B	1408	1413	30	28	PASS	SL	
P- 768 / 769	03/27/01	NEOS TO SEOS	1401	1406	30	28	PASS	SL	
P- 763 / 764	03/27/01	756A TO SEOS	-	-	-	-	FAIL	SL	Extrusion welded flap
P- 767 / 768	03/27/01	756B TO EEOS	-	-	-	-	FAIL	SL	Extrusion welded flap
P- 767 / 769	03/27/01	SEOS TO NEOS	1417	1422	30	30	PASS	SL	
P- 766 / 767	03/27/01	SEOS TO 756C	1427	1432	30	27	PASS	SL	
P- 766 / 767	03/27/01	756C TO NEOS	1436	1441	30	30	PASS	SL	
P- 764 / 765	03/27/01	SEOS TO 756D	1447	1452	30	-	FAIL	SL	Extrusion welded flap
P- 765 / 767	03/27/01	SEOS TO NEOS	1438	1443	30	29	PASS	SL	
P- 764 / 765	03/27/01	756D TO NEOS	1455	1500	30	29	PASS	SL	
P- 770 / 771	03/27/01	WEOS TO EEOS	1459	1504	30	28	PASS	SL	
P- 769 / 771	03/27/01	SEOS TO NEOS	1508	1513	30	29	PASS	SL	
P- 769 / 770	03/27/01	NEOS TO SEOS	1503	1507	30	30	PASS	SL	

TABLE K-3
GEOMEMBRANE PRESSURE TEST SUMMARY
PRIMARY GEOMEMBRANE LINER
TRAIL RIDGE LANDFILL PHASES VA, VB, VC, AND VD
BALDWIN, FLORIDA

SEAM NUMBER	DATE	SEGMENT(1)	TIME		PRESSURE		STATUS	QA MON.(2)	REMARKS
			START	FINISH	START	FINISH			
P- 771 / 772	04/10/01	SEOS TO 756M	949	954	30	30	PASS	SC	
P- 771 / 772	04/10/01	755R TO NEOS	830	835	30	30	PASS	SC	
P- 770 / 772	04/10/01	SEOS TO 756G	-	-	-	-	FAIL	SC	Extrusion welded flap
P- 770 / 772	04/10/01	756G TO NEOS	835	840	30	30	PASS	SC	
P- 772 / 773	04/10/01	SEOS TO NEOS	836	841	30	30	PASS	SC	
P- 772 / 774	04/10/01	NEOS TO 755X	936	941	30	30	PASS	SC	
P- 773 / 775	04/10/01	SEOS TO NEOS	848	853	30	30	PASS	SC	
P- 773 / 774	04/10/01	WEOS TO EEOS	851	856	30	30	PASS	SC	
P- 774 / 776	04/10/01	SEOS TO NEOS	911	916	30	30	PASS	SC	
P- 775 / 776	04/10/01	WEOS TO EEOS	911	916	30	30	PASS	SC	
P- 774 / 775	04/10/01	755W TO 755T	-	-	-	-	FAIL	SC	Extrusion welded flap
P- 774 / 775	04/10/01	755T TO SEOS	925	930	30	30	PASS	SC	
P- 774 / 775	04/10/01	755W TO NEOS	935	940	30	30	PASS	SC	
P- 771 / 772	04/10/01	756M TO 755R	939	944	30	30	PASS	SC	
P- 772 / 774	04/10/01	SEOS TO 755X	-	-	-	-	FAIL	SC	Extrusion welded flap
P- 776 / 777	04/10/01	SEOS TO NEOS	950	955	30	28	PASS	SC	
P- 775 / 777	04/10/01	SEOS TO NEOS	949	954	30	30	PASS	SC	
P- 777 / 779	04/10/01	NEOS TO SEOS	1003	1008	30	30	PASS	SC	
P- 778 / 779	04/10/01	WEOS TO EEOS	1001	1006	30	30	PASS	SC	
P- 777 / 778	04/10/01	SEOS TO NEOS	1002	1007	30	30	PASS	SC	
P- 778 / 780	04/10/01	SEOS TO NEOS	1005	1010	30	30	PASS	SC	
P- 779 / 780	04/10/01	NEOS TO SEOS	1006	1011	30	30	PASS	SC	
P- 779 / 781	04/10/01	NEOS TO SEOS	1015	1020	30	30	PASS	SC	
P- 780 / 781	04/10/01	WEOS TO EEOS	1016	1021	30	30	PASS	SC	
P- 782 / 784	04/11/01	SEOS TO 757E	-	-	-	-	FAIL	CFB	Extrusion welded flap
P- 782 / 784	04/11/01	757E TO NEOS	1511	1516	30	30	PASS	CFB	
P- 781 / 782	04/11/01	NEOS TO SEOS	1514	1519	30	30	PASS	CFB	
P- 780 / 782	04/11/01	SEOS TO 757F	1514	-	-	-	FAIL	CFB	Extrusion welded flap
P- 780 / 782	04/11/01	757F TO 757B	1516	1521	30	30	PASS	CFB	
P- 780 / 782	04/11/01	757B TO 757C	1525	1530	30	30	PASS	CFB	
P- 780 / 782	04/11/01	757C TO NEOS	1527	1532	30	30	PASS	CFB	
P- 783 / 784	04/11/01	WEOS TO EEOS	1529	1534	30	30	PASS	CFB	
P- 782 / 783	04/11/01	SEOS TO NEOS	1529	1534	30	30	PASS	CFB	
P- 783 / 785	04/11/01	SEOS TO NEOS	1551	1556	30	30	PASS	CFB	
P- 784 / 785	04/11/01	NEOS TO SEOS	1534	1539	30	30	PASS	CFB	
P- 785 / 786	04/11/01	WEOS TO EEOS	1538	1543	30	30	PASS	CFB	
P- 784 / 786	04/11/01	NEOS TO 757H	1538	1543	30	30	PASS	CFB	
P- 786 / 787	04/11/01	NEOS TO SEOS	1540	1544	30	30	PASS	CFB	
P- 785 / 787	04/11/01	SEOS TO NEOS	1544	1549	30	30	PASS	CFB	
P- 784 / 786	04/11/01	SEOS TO 757H	-	-	-	-	FAIL	CFB	Extrusion welded flap
P- 788 / 789	04/11/01	WEOS TO EEOS	1549	1554	30	30	PASS	CFB	
P- 787 / 788	04/11/01	SEOS TO NEOS	1600	1605	30	30	PASS	CFB	
P- 787 / 789	04/11/01	NEOS TO 757J	1620	1625	30	30	PASS	CFB	
P- 787 / 789	04/11/01	757J TO SEOS	-	-	-	-	FAIL	CFB	Extrusion welded flap
P- 789 / 791	04/13/01	NEOS TO SEOS	727	732	30	30	PASS	CFB	
P- 789 / 790	04/13/01	SEOS TO NEOS	732	737	30	30	PASS	CFB	
P- 791 / 793	04/13/01	NEOS TO SEOS	745	750	30	30	PASS	CFB	
P- 790 / 793	04/13/01	SEOS TO NEOS	745	750	30	30	PASS	CFB	
P- 790 / 791	04/13/01	WEOS TO EEOS	-	-	-	-	FAIL	CFB	Extrusion welded flap
P- 790 / 792	04/13/01	SEOS TO NEOS	748	753	30	30	PASS	CFB	
P- 792 / 793	04/13/01	WEOS TO EEOS	752	757	30	30	PASS	CFB	
P- 793 / 795	04/13/01	NEOS TO SEOS	754	759	30	30	PASS	CFB	
P- 792 / 795	04/13/01	NEOS TO SEOS	804	809	30	30	PASS	CFB	
P- 794 / 795	04/13/01	WEOS TO EEOS	802	807	30	30	PASS	CFB	
P- 794 / 797	04/13/01	SEOS TO NEOS	806	811	30	28	PASS	CFB	
P- 795 / 797	04/13/01	NEOS TO SEOS	809	814	30	29	PASS	CFB	

TABLE K-3
GEOMEMBRANE PRESSURE TEST SUMMARY
PRIMARY GEOMEMBRANE LINER
TRAIL RIDGE LANDFILL PHASES VA, VB, VC, AND VD
BALDWIN, FLORIDA

SEAM NUMBER	DATE	SEGMENT(1)	TIME		PRESSURE		STATUS	QA MON.(2)	REMARKS
			START	FINISH	START	FINISH			
P- 792 / 794	04/13/01	SEOS TO NEOS	810	815	30	30	PASS	CFB	
P- 797 / 798	04/13/01	NEOS TO SEOS	814	819	30	30	PASS	CFB	
P- 796 / 798	04/13/01	SEOS TO NEOS	816	821	30	30	PASS	CFB	
P- 796 / 797	04/13/01	EEOS TO WEOS	817	822	30	30	PASS	CFB	
P- 794 / 796	04/13/01	SEOS TO 758E	822	827	30	30	PASS	CFB	
P- 794 / 796	04/13/01	758E TO NEOS	825	830	30	30	PASS	CFB	
P- 797 / 799	04/13/01	NEOS TO SEOS	827	832	30	30	PASS	CFB	
P- 798 / 799	04/13/01	WEOS TO EEOS	829	834	30	30	PASS	CFB	
P- 799 / 800	04/13/01	NEOS TO SEOS	830	835	30	30	PASS	CFB	
P- 798 / 800	04/13/01	SEOS TO 758C	835	840	30	30	PASS	CFB	
P- 798 / 800	04/13/01	758C TO NEOS	844	849	30	30	PASS	CFB	
P- 800 / 802	04/13/01	NEOS TO SEOS	837	842	30	27	PASS	CFB	
P- 801 / 802	04/13/01	WEOS TO EEOS	840	845	30	29	PASS	CFB	
P- 800 / 801	04/13/01	SEOS TO NEOS	839	844	30	30	PASS	CFB	
P- 788 / 790	04/13/01	SEOS TO NEOS	850	855	30	30	PASS	SL	
P- 802 / 803	04/13/01	NEOS TO 758J	1452	1457	30	28	PASS	SL	
P- 801 / 803	04/13/01	SEOS TO NEOS	1452	1457	30	30	PASS	SL	
P- 802 / 803	04/13/01	758J TO 758M	1505	1510	30	30	PASS	SL	
P- 802 / 803	04/13/01	758N TO SEOS	1504	1509	30	29	PASS	SL	
P- 802 / 803	04/13/01	758M TO 758K	-	-	-	-	FAIL	SL	Extrusion welded flap
P- 802 / 803	04/13/01	758K TO 758N	-	-	-	-	FAIL	SL	Extrusion welded flap
P- 802 / 804	04/13/01	NEOS TO SEOS	1507	1512	30	30	PASS	SL	
P- 803 / 804	04/13/01	EEOS TO WEOS	1512	1517	30	29	PASS	SL	
P- 804 / 805	04/13/01	NEOS TO SEOS	1515	1520	30	30	PASS	SL	
P- 803 / 805	04/13/01	SEOS TO NEOS	1527	1532	30	30	PASS	SL	
P- 806 / 807	04/13/01	EEOS TO WEOS	1543	1547	30	28	PASS	SL	
P- 808 / 809	04/13/01	WEOS TO EEOS	1556	1601	30	30	PASS	SL	
P- 805 / 807	04/13/01	NEOS TO SEOS	1616	1621	30	28	PASS	SL	
P- 805 / 806	04/13/01	SEOS TO NEOS	1623	1628	30	28	PASS	SL	
P- 807 / 809	04/13/01	NEOS TO SEOS	1635	1640	30	27	PASS	SL	
P- 807 / 808	04/13/01	NEOS TO SEOS	1652	1657	30	30	PASS	SL	
P- 806 / 808	04/13/01	SEOS TO NEOS	1658	1702	30	28	PASS	SL	
P- 809 / 810	04/14/01	NEOS TO SEOS	1659	1704	30	30	PASS	CFB	
P- 808 / 810	04/14/01	SEOS TO NEOS	1700	1705	30	30	PASS	CFB	
P- 810 / 812	04/14/01	SEOS TO 760F	1703	1708	30	30	PASS	CFB	
P- 810 / 812	04/14/01	760F TO NEOS	1705	1710	30	30	PASS	CFB	
P- 811 / 812	04/14/01	WEOS TO EEOS	1711	1710	30	27	PASS	CFB	
P- 810 / 811	04/14/01	SEOS TO NEOS	1710	1715	30	30	PASS	CFB	

NOTES:

(1) Refer to Appendix J for list of Abbreviations

(2) Refer to Appendix A for list of Golder and Serrot personnel

F/N: PGPTS.XLS

SECTION K-4

Primary Vacuum Test

TABLE K-4
GEOMEMBRANE VACUUM TEST SUMMARY
PRIMARY GEOMEMBRANE LINER
TRAIL RIDGE LANDFILL PHASES VA, VB, VC, AND VD
BALDWIN, FLORIDA

SEAM NUMBER (3)	DATE	SEGMENT(1)	TECH ID.(2)	QA MON.(2)	RESULT	REMARKS
PHASE VA						
P- 300 / SEC	11/16/00	SEOS TO NEOS	2245	KG	PASS	
P- 300 / NTI	11/16/00	WEOS TO EEOS	2245	KG	PASS	
P- 301 / NTI	11/16/00	WEOS TO EEOS	2245	KG	PASS	
P- 303 / NTI	11/16/00	WEOS TO EEOS	2245	KG	PASS	
P- 304 / NTI	11/16/00	WEOS TO EEOS	2245	KG	PASS	
P- 306 / NTI	11/16/00	WEOS TO EEOS	2245	KG	PASS	
P- 307 / NTI	11/17/00	WEOS TO EEOS	2245	KG	PASS	
P- 308 / NTI	11/17/00	WEOS TO EEOS	2245	KG	PASS	
P- 310 / NTI	11/17/00	WEOS TO EEOS	2245	KG	PASS	
P- 312 / NTI	11/17/00	WEOS TO EEOS	2245	KG	PASS	
P- 313 / NTI	11/17/00	WEOS TO EEOS	2245	KG	PASS	
P- 303 / 305	11/17/00	125K TO 125J	2245	KG	PASS	Extrusion welded flap
P- 309 / 311	11/17/00	NEOS TO SEOS	2245	KG	PASS	Extrusion welded flap
P- 311 / 312	11/17/00	NEOS TO SEOS	2245	KG	PASS	Extrusion welded flap
P- 300 / SWF	11/20/00	NEOS TO RIDGE	2245	SC	PASS	Station 114+50E
P- 314 / NTI	11/24/00	WEOS TO EEOS	2245	SL	PASS	
P- 315 / NTI	11/24/00	WEOS TO EEOS	2245	SL	PASS	
P- 317 / NTI	11/24/00	WEOS TO EEOS	2245	SL	PASS	
P- 319 / NTI	11/24/00	WEOS TO EEOS	2245	SL	PASS	
P- 320 / NTI	11/24/00	WEOS TO EEOS	2245	SL	PASS	
P- 322 / NTI	11/24/00	WEOS TO EEOS	2245	SL	PASS	
P- 324 / NTI	11/24/00	WEOS TO EEOS	2245	SL	PASS	
P- 325 / NTI	11/24/00	WEOS TO EEOS	2245	SL	PASS	
P- 327 / NTI	11/24/00	WEOS TO EEOS	2245	SL	PASS	
P- 329 / NTI	11/24/00	WEOS TO EEOS	2245	SL	PASS	
P- 329 / 330	11/24/00	NEOS TO 129R	2245	SL	PASS	Extrusion welded flap
P- 330 / NTI	11/24/00	WEOS TO EEOS	2245	SL	PASS	
P- 332 / NTI	11/24/00	WEOS TO EEOS	2245	SL	PASS	
P- 334 / NTI	11/24/00	WEOS TO EEOS	2245	SL	PASS	
P- 335 / NTI	11/24/00	WEOS TO EEOS	2245	SL	PASS	
P- 336 / NTI	11/24/00	WEOS TO EEOS	2245	SL	PASS	
P- 338 / NTI	11/24/00	WEOS TO EEOS	2245	SL	PASS	
P- 340 / NTI	11/24/00	WEOS TO EEOS	2245	SL	PASS	
P- 341 / NTI	11/24/00	WEOS TO EEOS	2245	SL	PASS	
P- 343 / NTI	11/24/00	WEOS TO EEOS	2245	SL	PASS	
P- 345 / NTI	11/24/00	WEOS TO EEOS	2245	SL	PASS	
P- 346 / NTI	11/24/00	WEOS TO EEOS	2245	SL	PASS	
P- 322 / 324	11/24/00	128P TO 128Q	2245	SL	PASS	Extrusion welded flap
P- 313 / 314	11/24/00	126M TO 126N	2245	SL	PASS	Extrusion welded flap
P- 335 / 336	11/24/00	129K TO 129W	2245	SL	PASS	Extrusion welded flap
P- 336 / 337	11/24/00	WEOS to 131I	2245	CFB	PASS	Extrusion welded flap
P- 332 / 334	11/24/00	129B TO 127J	2245	SL	PASS	Extrusion welded flap
P- 348 / NTI	11/27/00	WEOS TO EEOS	2245	SC	PASS	
P- 350 / NTI	11/27/00	WEOS TO EEOS	2245	SC	PASS	
P- 351 / NTI	11/27/00	WEOS TO EEOS	2245	SC	PASS	
P- 353 / NTI	11/27/00	WEOS TO EEOS	2245	SC	PASS	
P- 355 / NTI	11/27/00	WEOS TO EEOS	2245	SC	PASS	
P- 356 / NTI	11/27/00	WEOS TO EEOS	2245	SC	PASS	
P- 357 / NTI	11/27/00	WEOS TO EEOS	2245	SL	PASS	
P- 359 / NTI	11/27/00	WEOS TO EEOS	2245	SL	PASS	
P- 358 / 360	11/27/00	SEOS TO 130H	2245	SC	PASS	Extrusion welded flap
P- 337 / 339	11/27/00	SEOS TO NEOS	2245	SC	PASS	Extrusion welded flap
P- 344 / 345	11/27/00	127X TO 131A	2245	SC	PASS	Extrusion welded flap

TABLE K-4
GEOMEMBRANE VACUUM TEST SUMMARY
PRIMARY GEOMEMBRANE LINER
TRAIL RIDGE LANDFILL PHASES VA, VB, VC, AND VD
BALDWIN, FLORIDA

SEAM NUMBER (3)	DATE	SEGMENT(1)	TECH ID.(2)	QA MON.(2)	RESULT	REMARKS
P- 347 / 348	11/27/00	130C TO 130G	2245	SC	PASS	Extrusion welded flap
P- 361 / SEC	11/30/00	SEOS TO NEOS	2245	SC	PASS	Temporary weld
P- 361 / NTI	12/01/01	WEOS TO EEOS	2245	SC	PASS	
P- 362 / NTI	12/01/01	WEOS TO EEOS	2245	SC	PASS	
P- 364 / NTI	12/01/01	WEOS TO EEOS	2245	SC	PASS	
P- 361 / 363	12/01/01	130Q TO 133A	2245	SC	PASS	
P- 338 / SWF	12/02/00	SEOS TO NEOS	2245	SL	PASS	
P- 319 / LCF	12/02/00	EEOS TO WEOS	2245	SL	PASS	
P- 317 / LCF	12/02/00	EEOS TO WEOS	2245	SL	PASS	
P- 316 / LCF	12/02/00	EEOS TO WEOS	2245	SL	PASS	
P- 314 / LCF	12/02/00	EEOS TO WEOS	2245	SL	PASS	
P- 313 / LCF	12/02/00	EEOS TO WEOS	2245	SL	PASS	
P- 312 / LCF	12/02/00	EEOS TO WEOS	2245	SL	PASS	
P- 310 / LCF	12/02/00	EEOS TO WEOS	2245	SL	PASS	
P- 309 / LCF	12/02/00	EEOS TO WEOS	2245	SL	PASS	
P- 307 / LCF	12/02/00	EEOS TO WEOS	2245	SL	PASS	
P- 306 / LCF	12/02/00	EEOS TO WEOS	2245	SL	PASS	
P- 305 / LCF	12/02/00	EEOS TO WEOS	2245	SL	PASS	
P- 303 / LCF	12/04/00	EEOS TO WEOS	2245	SL	PASS	
P- 302 / LCF	12/04/00	EEOS TO WEOS	2245	SL	PASS	
P- 300 / LCF	12/04/00	EEOS TO 12' W OF EEOS	2245	SL	PASS	
P- 321 / LCF	12/04/00	WEOS TO EEOS	2245	SL	PASS	
P- 323 / LCF	12/04/00	WEOS TO EEOS	2245	SL	PASS	
P- 324 / LCF	12/04/00	WEOS TO EEOS	2245	SL	PASS	
P- 326 / LCF	12/04/00	WEOS TO EEOS	2245	SL	PASS	
P- 328 / LCF	12/04/00	WEOS TO EEOS	2245	SL	PASS	
P- 329 / LCF	12/04/00	WEOS TO EEOS	2245	SL	PASS	
P- 331 / LCF	12/04/00	WEOS TO EEOS	2245	SL	PASS	
P- 333 / LCF	12/04/00	WEOS TO EEOS	2245	SL	PASS	
P- 334 / LCF	12/04/00	WEOS TO EEOS	2245	SL	PASS	
P- 335 / LCF	12/04/00	WEOS TO EEOS	2245	SL	PASS	
P- 337 / LCF	12/04/00	WEOS TO EEOS	2245	SL	PASS	
P- 338 / LCF	12/04/00	WEOS TO EEOS	2245	SL	PASS	
P- 340 / LCF	12/05/00	WEOS TO EEOS	2245	KG	PASS	
P- 342 / LCF	12/05/00	WEOS TO EEOS	2245	KG	PASS	
P- 344 / LCF	12/05/00	WEOS TO EEOS	2245	KG	PASS	
P- 345 / LCF	12/05/00	WEOS TO EEOS	2245	KG	PASS	
P- 347 / LCF	12/05/00	WEOS TO EEOS	2245	KG	PASS	
P- 349 / LCF	12/11/00	WEOS TO EEOS	2245	KG	PASS	
P- 350 / LCF	12/11/00	WEOS TO EEOS	2245	KG	PASS	
P- 352 / LCF	12/11/00	WEOS TO EEOS	2245	KG	PASS	
P- 354 / LCF	12/11/00	WEOS TO EEOS	2245	KG	PASS	
P- 355 / LCF	12/11/00	WEOS TO EEOS	2245	KG	PASS	
P- 356 / LCF	12/11/00	WEOS TO EEOS	2245	KG	PASS	
P- 358 / LCF	12/11/00	WEOS TO EEOS	2245	KG	PASS	
P- 359 / LCF	12/11/00	WEOS TO EEOS	2245	KG	PASS	
P- 367 / NTI	01/15/01	WEOS TO EEOS	2245	KG	PASS	
P- 369 / NTI	01/15/01	WEOS TO EEOS	2245	KG	PASS	
P- 369 / SEC	01/15/01	NEOS TO SEOS	2245	KG	PASS	
P- 370 / SEC	01/15/01	NEOS TO SEOS	2245	KG	PASS	
P- 371 / SEC	01/15/01	NEOS TO SEOS	2245	KG	PASS	
P- 372 / SEC	01/15/01	NEOS TO SEOS	2245	KG	PASS	
P- 375 / SEC	01/15/01	NEOS TO 133H	2245	KG	PASS	
P- 366 / NTI	01/15/01	WEOS TO EEOS	2245	KG	PASS	

TABLE K-4
GEOMEMBRANE VACUUM TEST SUMMARY
PRIMARY GEOMEMBRANE LINER
TRAIL RIDGE LANDFILL PHASES VA, VB, VC, AND VD
BALDWIN, FLORIDA

SEAM NUMBER (3)	DATE	SEGMENT(1)	TECH ID.(2)	QA MON.(2)	RESULT	REMARKS
P- 374 / 380	01/16/01	EEOS TO WEOS	2245	CFB	PASS	
P- 387 / SEC	01/16/01	SEOS TO NEOS	2245	CFB	PASS	
P- 386 / SEC	01/16/01	SEOS TO NEOS	2245	CFB	PASS	
P- 385 / SEC	01/16/01	SEOS TO NEOS	2245	CFB	PASS	
P- 378 / 381	01/16/01	135A TO 134X	2245	CFB	PASS	
P- 381 / SEC	01/16/01	SEOS TO NEOS	2245	CFB	PASS	
P- 382 / SEC	01/16/01	SEOS TO NEOS	2245	CFB	PASS	
P- 383 / SEC	01/16/01	SEOS TO NEOS	2245	CFB	PASS	
P- 384 / SEC	01/16/01	SEOS TO NEOS	2245	CFB	PASS	
P- 378 / SEC	01/16/01	SEOS TO NEOS	2245	CFB	PASS	
P- 378 / RP-1	01/16/01	28' W OF EEOS TO EEOS	2245	SC	PASS	Rubsheet
P- 378 / RP-1	01/16/01	SEOS TO NEOS (EAST SIDE)	2245	SC	PASS	Rubsheet
P- 379 / RP-2	01/16/01	SEOS TO NEOS (EAST SIDE)	2245	SC	PASS	Rubsheet
P- 378 / RP-1	01/16/01	SEOS TO NEOS (WEST SIDE)	2245	SC	PASS	Rubsheet
P- 378 / RP-1	01/16/01	SEOS TO NEOS (WEST SIDE)	2245	SC	PASS	Rubsheet
P- 379 / RP-2	01/16/01	EEOS TO WEOS	2245	SC	PASS	Rubsheet
P- 378 / RP-1	01/16/01	WEOS TO 28' W OF EEOS	2245	SC	PASS	Rubsheet
P- 380 / SEC	01/16/01	NEOS TO SEOS	2245	SC	PASS	
P- 379 / SEC	01/16/01	NEOS TO SEOS	2245	SC	PASS	
P- 386 / LCF	01/23/01	EEOS TO WEOS	2245	CFB	PASS	
P- 387 / LCF	01/23/01	EEOS TO WEOS	2245	CFB	PASS	
P- 377 / LCF	01/23/01	EEOS TO WEOS	2245	CFB	PASS	
P- 376 / LCF	01/23/01	EEOS TO WEOS	2245	CFB	PASS	
P- 368 / LCF	01/23/01	EEOS TO WEOS	2245	CFB	PASS	
P- 366 / LCF	01/23/01	EEOS TO WEOS	2245	CFB	PASS	
P- 365 / LCF	01/23/01	EEOS TO WEOS	2245	CFB	PASS	
P- 363 / LCF	01/23/01	EEOS TO WEOS	2245	CFB	PASS	
P- 361 / LCF	01/23/01	EEOS TO WEOS	2245	CFB	PASS	
P- 300 / LCF	04/20/01	11' W OF EEOS O WEOS	7515	SL	PASS	
PHASE VB						
P- 600 / NTI	02/08/01	WEOS TO EEOS	7515	KG	PASS	
P- 601 / NTI	02/08/01	WEOS TO EEOS	7515	KG	PASS	
P- 602 / NTI	02/08/01	WEOS TO EEOS	7515	KG	PASS	
P- 604 / NTI	02/08/01	WEOS TO EEOS	7515	KG	PASS	
P- 606 / NTI	02/08/01	WEOS TO EEOS	7515	KG	PASS	
P- 607 / NTI	02/08/01	WEOS TO EEOS	7515	KG	PASS	
P- 609 / NTI	02/08/01	WEOS TO EEOS	7515	KG	PASS	
P- 600 / SEC	02/08/01	WEOS TO EEOS	7515	KG	PASS	
P- 601 / SEC	02/08/01	WEOS TO EEOS	7515	KG	PASS	
P- 603 / SEC	02/08/01	WEOS TO EEOS	7515	KG	PASS	
P- 605 / SEC	02/08/01	WEOS TO EEOS	7515	KG	PASS	
P- 606 / SEC	02/08/01	WEOS TO EEOS	7515	KG	PASS	
P- 608 / SEC	02/08/01	WEOS TO EEOS	7515	KG	PASS	
P- 610 / 611	02/09/01	626N TO SEOS	7515	SL	PASS	
P- 611 / NTI	02/09/01	WEOS TO EEOS	7515	KG	PASS	
P- 612 / NTI	02/09/01	WEOS TO EEOS	7515	KG	PASS	
P- 614 / NTI	02/09/01	WEOS TO EEOS	7515	KG	PASS	
P- 616 / NTI	02/09/01	WEOS TO EEOS	7515	KG	PASS	
P- 617 / NTI	02/09/01	WEOS TO EEOS	7515	KG	PASS	
P- 619 / NTI	02/09/01	WEOS TO EEOS	7515	KG	PASS	
P- 621 / NTI	02/09/01	WEOS TO EEOS	7515	KG	PASS	
P- 622 / NTI	02/09/01	WEOS TO EEOS	7515	KG	PASS	

TABLE K-4
GEOMEMBRANE VACUUM TEST SUMMARY
PRIMARY GEOMEMBRANE LINER
TRAIL RIDGE LANDFILL PHASES VA, VB, VC, AND VD
BALDWIN, FLORIDA

SEAM NUMBER (3)	DATE	SEGMENT(1)	TECH ID.(2)	QA MON.(2)	RESULT	REMARKS
P- 623 / NTI	02/09/01	WEOS TO EEOS	7515	KG	PASS	
P- 625 / NTI	02/09/01	WEOS TO EEOS	7515	KG	PASS	
P- 632 / SEC	02/10/01	EEOS TO WEOS	7515	SC	PASS	
P- 631 / SEC	02/10/01	EEOS TO WEOS	7515	SC	PASS	
P- 629 / SEC	02/10/01	EEOS TO WEOS	7515	SC	PASS	
P- 627 / SEC	02/10/01	EEOS TO WEOS	7515	SC	PASS	
P- 626 / SEC	02/10/01	EEOS TO WEOS	7515	SC	PASS	
P- 624 / SEC	02/10/01	EEOS TO WEOS	7515	SC	PASS	
P- 622 / SEC	02/10/01	EEOS TO WEOS	7515	SC	PASS	
P- 621 / SEC	02/10/01	EEOS TO WEOS	7515	SC	PASS	
P- 620 / SEC	02/10/01	EEOS TO WEOS	7515	SC	PASS	
P- 618 / SEC	02/10/01	EEOS TO WEOS	7515	SC	PASS	
P- 616 / SEC	02/10/01	EEOS TO WEOS	7515	SC	PASS	
P- 615 / SEC	02/10/01	EEOS TO WEOS	7515	SC	PASS	
P- 613 / SEC	02/10/01	EEOS TO WEOS	7515	SC	PASS	
P- 611 / SEC	02/10/01	EEOS TO WEOS	7515	SC	PASS	
P- 610 / SEC	02/10/01	EEOS TO WEOS	7515	SC	PASS	
P- 636 / SEC	02/10/01	EEOS TO WEOS	7515	SC	PASS	
P- 637 / SEC	02/10/01	WEOS TO EEOS	7515	SC	PASS	
P- 639 / SEC	02/10/01	WEOS TO EEOS	7515	SC	PASS	
P- 640 / SEC	02/10/01	WEOS TO EEOS	7515	SC	PASS	
P- 641 / SEC	02/10/01	WEOS TO EEOS	7515	SC	PASS	
P- 637 / 638	02/10/01	SEOS TO 628E	7515	SC	PASS	
P- 643 / SEC	02/10/01	WEOS TO EEOS	7515	SC	PASS	
P- 644 / SEC	02/10/01	WEOS TO EEOS	7515	SC	PASS	
P- 645 / SEC	02/10/01	WEOS TO EEOS	7515	SC	PASS	
P- 609 / 611	02/10/01	626M TO 629S	7515	SC	PASS	
P- 633 / NTI	02/10/01	WEOS TO EEOS	7515	SC	PASS	
P- 635 / NTI	02/10/01	WEOS TO EEOS	7515	SC	PASS	
P- 637 / NTI	02/10/01	WEOS TO EEOS	7515	SC	PASS	
P- 638 / NTI	02/10/01	WEOS TO EEOS	7515	SC	PASS	
P- 640 / NTI	02/10/01	WEOS TO EEOS	7515	SC	PASS	
P- 641 / NTI	02/10/01	WEOS TO EEOS	7515	SC	PASS	
P- 642 / NTI	02/10/01	WEOS TO EEOS	7515	SC	PASS	
P- 645 / NTI	02/10/01	WEOS TO EEOS	7515	SC	PASS	
P- 644 / NTI	02/10/01	WEOS TO EEOS	7515	SC	PASS	
P- 634 / SEC	02/10/01	EEOS TO WEOS	7515	SC	PASS	
P- 633 / 634	02/10/01	627D TO 627E	7515	SC	PASS	
P- 627 / NTI	02/10/01	WEOS TO EEOS	7515	CFB	PASS	
P- 628 / NTI	02/10/01	WEOS TO EEOS	7515	CFB	PASS	
P- 630 / NTI	02/10/01	WEOS TO EEOS	7515	CFB	PASS	
P- 632 / NTI	02/10/01	WEOS TO EEOS	7515	CFB	PASS	
P- 639 / SWF	02/13/01	SEOS TO NEOS	7515	SC	PASS	
P- 638 / SWF	02/13/01	NEOS TO SEOS	7515	SC	PASS	
P- 646 / NTI	02/15/01	WEOS TO EEOS	7515	SC	PASS	
P- 648 / NTI	02/15/01	WEOS TO EEOS	7515	SC	PASS	
P- 649 / NTI	02/15/01	WEOS TO EEOS	7515	SC	PASS	
P- 651 / NTI	02/15/01	WEOS TO EEOS	7515	SC	PASS	
P- 652 / NTI	02/15/01	WEOS TO EEOS	7515	SC	PASS	
P- 654 / NTI	02/15/01	WEOS TO EEOS	7515	SC	PASS	
P- 648 / SEC	02/15/01	WEOS TO EEOS	7515	SC	PASS	
P- 647 / SEC	02/15/01	WEOS TO EEOS	7515	SC	PASS	
P- 651 / SEC	02/15/01	WEOS TO EEOS	7515	SC	PASS	
P- 653 / SEC	02/15/01	WEOS TO EEOS	7515	SC	PASS	

TABLE K-4
GEOMEMBRANE VACUUM TEST SUMMARY
PRIMARY GEOMEMBRANE LINER
TRAIL RIDGE LANDFILL PHASES VA, VB, VC, AND VD
BALDWIN, FLORIDA

SEAM NUMBER (3)	DATE	SEGMENT(1)	TECH ID.(2)	QA MON.(2)	RESULT	REMARKS
P- 654 / SEC	02/15/01	WEOS TO EEOS	7515	SC	PASS	
P- 656 / SEC	02/15/01	WEOS TO EEOS	7515	SC	PASS	
P- 650 / SEC	02/15/01	WEOS TO EEOS	7515	SC	PASS	
P- 655 / SEC	03/17/01	SEOS TO NEOS	954	SC	PASS	Temporary Weld
P- 655 / NTI	03/21/01	WEOS TO EEOS	954	CFB	PASS	
P- 657 / NTI	03/21/01	WEOS TO EEOS	954	CFB	PASS	
P- 662 / NTI	03/21/01	WEOS TO EEOS	954	CFB	PASS	
P- 657 / 662	03/21/01	630A TO SEOS	954	CFB	PASS	
P- 665 / SEC	03/21/01	SEOS TO NEOS	954	CFB	PASS	
P- 664 / SEC	03/21/01	SEOS TO NEOS	954	CFB	PASS	
P- 663 / SEC	03/21/01	SEOS TO NEOS	954	CFB	PASS	
P- 662 / SEC	03/21/01	SEOS TO NEOS	954	CFB	PASS	
P- 656 / SEC	03/23/01	SEOS TO NEOS	7515	CFB	PASS	Temporary Weld
P- 655 / SEC	03/23/01	SEOS TO NEOS	7515	CFB	PASS	Temporary Weld
P- 656 / 666	03/23/01	630C TO NEOS	7515	CFB	PASS	
P- 655 / 666	03/23/01	SEOS TO NEOS	7515	CFB	PASS	
P- 661 / 666	03/23/01	WEOS TO EEOS	7515	CFB	PASS	
P- 666 / SEC	03/23/01	WEOS TO EEOS	7515	CFB	PASS	South Tie-in
P- 672 / 674	03/29/01	630X TO EEOS	7515	CFB	PASS	
P- 661 / 670	03/29/01	631B TO EEOS	7515	CFB	PASS	
P- RP-2 / RP-3	04/02/01	NEOS TO 631E	7515	KG	PASS	Rubsheet
P- RP-2 / RP-3	04/02/01	631E TO SEOS	7515	KG	PASS	Rubsheet
P- RP-3 / PRI	04/02/01	ALL AROUND	7515	KG	PASS	Rubsheet
P- RP-2 / PRI	04/02/01	ALL AROUND	7515	KG	PASS	Rubsheet
P- 667 / SEC	04/02/01	WEOS TO EEOS	7515	KG	PASS	
P- 668 / SEC	04/02/01	WEOS TO EEOS	7515	KG	PASS	
P- 669 / SEC	04/02/01	WEOS TO EEOS	7515	KG	PASS	
P- 670 / SEC	04/02/01	WEOS TO EEOS	7515	KG	PASS	
P- 673 / SEC	04/02/01	WEOS TO EEOS	7515	KG	PASS	
P- 674 / SEC	04/02/01	WEOS TO EEOS	7515	KG	PASS	
P- 672 / SEC	04/02/01	WEOS TO EEOS	7515	KG	PASS	
P- 671 / SEC	04/02/01	WEOS TO EEOS	7515	KG	PASS	
P- RP-1 / PRI	04/02/01	ALL AROUND	7515	KG	PASS	Rubsheet
PHASE VC						
P- 415 / 416	12/20/00	EEOS TO 176D	2245	CFB	PASS	
P- 400 / 408	12/20/00	176B TO NEOS	2245	CFB	PASS	
P- 403 / NTI	12/20/00	WEOS TO EEOS	2245	CFB	PASS	
P- 400 / NTI	12/20/00	WEOS TO EEOS	2245	CFB	PASS	
P- 401 / NTI	12/20/00	WEOS TO EEOS	2245	CFB	PASS	
P- 417 / NTI	12/20/00	WEOS TO EEOS	2245	CFB	PASS	
P- 418 / NTI	12/20/00	WEOS TO EEOS	2245	CFB	PASS	
P- 418 / 420	01/09/01	SEOS TO 177A	2245	KG	PASS	
P- 427 / 428	01/09/01	177K TO 178J	2245	KG	PASS	
P- 432 / 433	01/09/01	177R TO 178M	2245	KG	PASS	
P- 427 / 428	01/09/01	179C TO 177P	2245	KG	PASS	
P- 419 / NTI	01/09/01	WEOS TO EEOS	2245	KG	PASS	
P- 422 / NTI	01/09/01	WEOS TO EEOS	2245	KG	PASS	
P- 423 / NTI	01/09/01	WEOS TO EEOS	2245	KG	PASS	
P- 425 / NTI	01/09/01	WEOS TO EEOS	2245	KG	PASS	
P- 427 / NTI	01/09/01	WEOS TO EEOS	2245	KG	PASS	
P- 428 / NTI	01/09/01	WEOS TO EEOS	2245	KG	PASS	
P- 429 / NTI	01/09/01	WEOS TO EEOS	2245	KG	PASS	

TABLE K-4
GEOMEMBRANE VACUUM TEST SUMMARY
PRIMARY GEOMEMBRANE LINER
TRAIL RIDGE LANDFILL PHASES VA, VB, VC, AND VD
BALDWIN, FLORIDA

SEAM NUMBER (3)	DATE	SEGMENT(1)	TECH ID.(2)	QA MON.(2)	RESULT	REMARKS
P- 430 / NTI	01/09/01	WEOS TO EEOS	2245	KG	PASS	
P- 431 / NTI	01/09/01	WEOS TO EEOS	2245	KG	PASS	
P- 432 / NTI	01/09/01	WEOS TO EEOS	2245	KG	PASS	
P- 433 / NTI	01/09/01	WEOS TO EEOS	2245	KG	PASS	
P- 432 / 433	01/09/01	179E TO NEOS	2245	KG	PASS	
P- 434 / NTI	01/09/01	WEOS TO 178P	2245	KG	PASS	
P- 434 / NTI	01/09/01	178P TO EEOS	2245	KG	PASS	
P- 403 / SEC	01/09/01	NEOS TO SEOS	2245	KG	PASS	
P- 404 / SEC	01/09/01	NEOS TO SEOS	2245	KG	PASS	
P- 405 / SEC	01/09/01	NEOS TO SEOS	2245	KG	PASS	
P- 406 / SEC	01/09/01	NEOS TO SEOS	2245	KG	PASS	
P- 407 / SEC	01/09/01	NEOS TO SEOS	2245	KG	PASS	
P- 408 / SEC	01/09/01	NEOS TO SEOS	2245	KG	PASS	
P- 409 / SEC	01/09/01	NEOS TO SEOS	2245	KG	PASS	
P- 410 / SEC	01/09/01	NEOS TO SEOS	2245	KG	PASS	
P- 411 / SEC	01/09/01	NEOS TO SEOS	2245	KG	PASS	
P- 412 / SEC	01/09/01	NEOS TO SEOS	2245	KG	PASS	
P- 413 / SEC	01/09/01	NEOS TO SEOS	2245	KG	PASS	
P- 414 / SEC	01/09/01	NEOS TO SEOS	2245	KG	PASS	
P- 415 / SEC	01/09/01	NEOS TO SEOS	2245	KG	PASS	
P- 416 / SEC	01/09/01	NEOS TO SEOS	2245	KG	PASS	
P- 436 / NTI	01/22/01	WEOS TO EEOS	2245	SC	PASS	
P- 438 / NTI	01/22/01	WEOS TO EEOS	2245	SC	PASS	
P- 439 / NTI	01/22/01	WEOS TO EEOS	2245	SC	PASS	
P- 441 / NTI	01/22/01	WEOS TO EEOS	2245	SC	PASS	
P- 443 / NTI	01/22/01	WEOS TO EEOS	2245	SC	PASS	
P- 444 / NTI	01/22/01	WEOS TO EEOS	2245	SC	PASS	
P- 446 / NTI	01/22/01	WEOS TO EEOS	2245	SC	PASS	
P- 448 / NTI	01/22/01	WEOS TO EEOS	2245	SC	PASS	
P- 449 / NTI	01/22/01	WEOS TO EEOS	2245	SC	PASS	
P- 450 / NTI	01/22/01	WEOS TO EEOS	2245	SC	PASS	
P- 451 / NTI	01/22/01	WEOS TO EEOS	2245	SC	PASS	
P- 452 / NTI	01/22/01	WEOS TO EEOS	2245	SC	PASS	
P- 453 / NTI	01/22/01	WEOS TO EEOS	2245	SC	PASS	
P- 454 / NTI	01/22/01	WEOS TO EEOS	2245	SC	PASS	
P- 455 / NTI	01/22/01	WEOS TO EEOS	2245	SC	PASS	
P- 456 / NTI	01/22/01	WEOS TO EEOS	2245	SC	PASS	
P- 435 / NTI	01/22/01	WEOS TO EEOS	2245	SC	PASS	
P- 435 / 436	01/22/01	179P TO 179R	2245	SC	PASS	
P- 460 / 462	01/26/01	NEOS TO SEOS	5535	SL	PASS	
P- 457 / 460	01/26/01	NEOS TO SEOS	5535	SL	PASS	
P- 457 / 458	01/26/01	SEOS TO 181N	5535	SL	PASS	
P- 457 / 458	01/26/01	181N TO 181P	5535	SL	PASS	
P- 458 / 462	01/26/01	SEOS TO NEOS	5535	SL	PASS	
P- 457 / NTI	01/26/01	WEOS TO EEOS	5535	SL	PASS	
P- 458 / NTI	01/26/01	WEOS TO EEOS	5535	SL	PASS	
P- 461 / NTI	01/26/01	WEOS TO EEOS	5535	SL	PASS	
P- 463 / NTI	01/26/01	WEOS TO EEOS	5535	SL	PASS	
P- 465 / NTI	01/26/01	WEOS TO EEOS	5535	SL	PASS	
P- 466 / NTI	01/26/01	WEOS TO EEOS	5535	SL	PASS	
P- 468 / NTI	01/26/01	WEOS TO EEOS	5535	SL	PASS	
P- 470 / NTI	01/26/01	WEOS TO EEOS	5535	SL	PASS	
P- 471 / NTI	01/26/01	WEOS TO EEOS	5535	SL	PASS	
P- 480 / NTI	01/31/01	EEOS TO WEOS	7515	SC	PASS	

TABLE K-4
GEOMEMBRANE VACUUM TEST SUMMARY
PRIMARY GEOMEMBRANE LINER
TRAIL RIDGE LANDFILL PHASES VA, VB, VC, AND VD
BALDWIN, FLORIDA

SEAM NUMBER (3)	DATE	SEGMENT(1)	TECH ID.(2)	QA MON.(2)	RESULT	REMARKS
P- 478 / NTI	01/31/01	EEOS TO WEOS	7515	SC	PASS	
P- 477 / NTI	01/31/01	EEOS TO WEOS	7515	SC	PASS	
P- 476 / NTI	01/31/01	EEOS TO WEOS	7515	SC	PASS	
P- 474 / NTI	01/31/01	EEOS TO WEOS	7515	SC	PASS	
P- 473 / NTI	01/31/01	EEOS TO WEOS	7515	SC	PASS	
P- 471 / 473	01/31/01	182R TO 182S	7515	SC	PASS	
P- 471 / 473	01/31/01	SEOS TO 182Q	7515	SC	PASS	
P- 450 / SWF	02/03/01	SEOS TO NEOS	7515	KG	PASS	
P- 481 / NTI	02/24/01	WEOS TO EEOS	7515	SL	PASS	
P- 482 / NTI	02/24/01	WEOS TO EEOS	7515	SL	PASS	
P- 483 / NTI	02/24/01	WEOS TO EEOS	7515	SL	PASS	
P- 485 / NTI	02/24/01	WEOS TO EEOS	7515	SL	PASS	
P- 486 / NTI	02/24/01	WEOS TO EEOS	7515	SL	PASS	
P- 487 / NTI	02/24/01	WEOS TO EEOS	7515	SL	PASS	
P- 489 / NTI	02/24/01	WEOS TO EEOS	7515	SL	PASS	
P- 494 / NTI	02/24/01	WEOS TO EEOS	7515	SL	PASS	
P- 493 / NTI	02/24/01	WEOS TO EEOS	7515	SL	PASS	
P- 492 / NTI	02/24/01	WEOS TO EEOS	7515	SL	PASS	
P- 491 / NTI	02/26/01	WEOS TO EEOS	7515	SC	PASS	
P- 490 / NTI	02/26/01	WEOS TO EEOS	7515	SC	PASS	
P- 490 / 184W	02/26/01	184X TO NEOS	7515	SC	PASS	
P- 184W / ETI	02/26/01	NEOS TO SEOS	7515	SC	PASS	
P- 184W / LCF	04/20/01	11' W OF EEOS TO WEOS	7515	SL	PASS	
P- 490 / LCF	04/20/01	EEOS TO WEOS	7515	SL	PASS	
P- 491 / LCF	04/20/01	EEOS TO WEOS	7515	SL	PASS	
P- 492 / LCF	04/20/01	EEOS TO WEOS	7515	SL	PASS	
P- 493 / LCF	04/20/01	EEOS TO WEOS	7515	SL	PASS	
P- 489 / LCF	04/20/01	EEOS TO WEOS	7515	SL	PASS	
P- 488 / LCF	04/20/01	EEOS TO WEOS	7515	SL	PASS	
P- 486 / LCF	04/20/01	EEOS TO WEOS	7515	SL	PASS	
P- 485 / LCF	04/20/01	EEOS TO WEOS	7515	SL	PASS	
P- 484 / LCF	04/20/01	EEOS TO WEOS	7515	SL	PASS	
P- 482 / LCF	04/20/01	EEOS TO WEOS	7515	SL	PASS	
P- 481 / LCF	04/20/01	EEOS TO WEOS	7515	SL	PASS	
P- 480 / LCF	04/20/01	EEOS TO WEOS	7515	SL	PASS	
P- 479 / LCF	04/20/01	EEOS TO WEOS	7515	SL	PASS	
P- 477 / LCF	04/20/01	EEOS TO WEOS	7515	SL	PASS	
P- 476 / LCF	04/20/01	EEOS TO WEOS	7515	SC	PASS	
P- 475 / LCF	04/20/01	EEOS TO WEOS	7515	SC	PASS	
P- 473 / LCF	04/20/01	EEOS TO WEOS	7515	SC	PASS	
P- 472 / LCF	04/20/01	EEOS TO WEOS	7515	SC	PASS	
P- 470 / LCF	04/20/01	EEOS TO WEOS	7515	SC	PASS	
P- 469 / LCF	04/20/01	EEOS TO WEOS	7515	SC	PASS	
P- 467 / LCF	04/20/01	EEOS TO WEOS	7515	SC	PASS	
P- 465 / LCF	04/20/01	EEOS TO WEOS	7515	SC	PASS	
P- 464 / LCF	04/20/01	EEOS TO WEOS	7515	SC	PASS	
P- 462 / LCF	04/20/01	EEOS TO WEOS	7515	SC	PASS	
P- 459 / LCF	04/20/01	EEOS TO WEOS	7515	SC	PASS	
P- 457 / LCF	04/20/01	EEOS TO WEOS	7515	SC	PASS	
P- 456 / LCF	04/20/01	EEOS TO WEOS	7515	SC	PASS	
P- 455 / LCF	04/20/01	EEOS TO WEOS	7515	SC	PASS	
P- 454 / LCF	04/20/01	EEOS TO WEOS	7515	SC	PASS	
P- 453 / LCF	04/20/01	EEOS TO WEOS	7515	SC	PASS	
P- 452 / LCF	04/20/01	EEOS TO WEOS	7515	SC	PASS	

TABLE K-4
GEOMEMBRANE VACUUM TEST SUMMARY
PRIMARY GEOMEMBRANE LINER
TRAIL RIDGE LANDFILL PHASES VA, VB, VC, AND VD
BALDWIN, FLORIDA

SEAM NUMBER (3)				DATE	SEGMENT(1)	TECH ID.(2)	QA MON.(2)	RESULT	REMARKS
P-	451	/	LCF	04/20/01	EEOS TO WEOS	7515	SC	PASS	
P-	450	/	LCF	04/20/01	EEOS TO WEOS	7515	SC	PASS	
P-	449	/	LCF	04/20/01	EEOS TO WEOS	7515	SC	PASS	
P-	448	/	LCF	04/20/01	EEOS TO WEOS	7515	SC	PASS	
P-	447	/	LCF	04/20/01	EEOS TO WEOS	7515	SC	PASS	
P-	445	/	LCF	04/20/01	EEOS TO WEOS	7515	SC	PASS	
P-	443	/	LCF	04/20/01	EEOS TO WEOS	7515	SC	PASS	
P-	442	/	LCF	04/20/01	EEOS TO WEOS	7515	SC	PASS	
P-	440	/	LCF	04/20/01	EEOS TO WEOS	7515	SC	PASS	
P-	438	/	LCF	04/20/01	EEOS TO WEOS	7515	SC	PASS	
P-	437	/	LCF	04/20/01	EEOS TO WEOS	7515	SC	PASS	
P-	435	/	LCF	04/20/01	EEOS TO WEOS	7515	SC	PASS	
P-	434	/	LCF	04/20/01	EEOS TO WEOS	7515	SC	PASS	
P-	433	/	LCF	04/20/01	EEOS TO WEOS	7515	SC	PASS	
P-	432	/	LCF	04/20/01	EEOS TO WEOS	7515	SC	PASS	
P-	431	/	LCF	04/20/01	EEOS TO WEOS	7515	SC	PASS	
P-	430	/	LCF	04/20/01	EEOS TO WEOS	7515	SC	PASS	
P-	429	/	LCF	04/20/01	EEOS TO WEOS	7515	SC	PASS	
P-	428	/	LCF	04/21/01	EEOS TO WEOS	7515	SL	PASS	
P-	427	/	LCF	04/21/01	EEOS TO WEOS	7515	SL	PASS	
P-	425	/	LCF	04/21/01	EEOS TO WEOS	7515	SL	PASS	
P-	424	/	LCF	04/21/01	EEOS TO WEOS	7515	SL	PASS	
P-	422	/	LCF	04/21/01	EEOS TO WEOS	7515	SL	PASS	
P-	420	/	LCF	04/21/01	EEOS TO WEOS	7515	SL	PASS	
P-	418	/	LCF	04/21/01	EEOS TO WEOS	7515	SL	PASS	
P-	417	/	LCF	04/21/01	EEOS TO WEOS	7515	SL	PASS	
P-	402	/	LCF	04/21/01	EEOS TO WEOS	7515	SL	PASS	
P-	400	/	LCF	04/21/01	EEOS TO WEOS	7515	SL	PASS	
P-	415	/	LCF	04/21/01	EEOS TO WEOS	7515	SL	PASS	
	PHASE VD								
P-	714	/	NTI	02/22/01	EEOS TO WEOS	7515	SC	PASS	
P-	700	/	NTI	02/22/01	WEOS TO EEOS	7515	SC	PASS	
P-	715	/	NTI	02/22/01	WEOS TO EEOS	7515	SC	PASS	
P-	717	/	NTI	02/22/01	WEOS TO EEOS	7515	SC	PASS	
P-	718	/	NTI	02/22/01	WEOS TO EEOS	7515	SC	PASS	
P-	719	/	NTI	02/22/01	WEOS TO EEOS	7515	SC	PASS	
P-	721	/	NTI	02/22/01	WEOS TO EEOS	7515	SC	PASS	
P-	723	/	NTI	02/22/01	WEOS TO EEOS	7515	SC	PASS	
P-	724	/	NTI	02/22/01	WEOS TO EEOS	7515	SC	PASS	
P-	728	/	NTI	02/22/01	WEOS TO EEOS	7515	SC	PASS	
P-	714	/	SEC	02/22/01	NEOS TO SEOS	7515	SC	PASS	
P-	713	/	SEC	02/22/01	NEOS TO SEOS	7515	SC	PASS	
P-	712	/	SEC	02/22/01	NEOS TO SEOS	7515	SC	PASS	
P-	711	/	SEC	02/22/01	NEOS TO SEOS	7515	SC	PASS	
P-	710	/	SEC	02/22/01	NEOS TO SEOS	7515	SC	PASS	
P-	709	/	SEC	02/22/01	NEOS TO SEOS	7515	SC	PASS	
P-	708	/	SEC	02/22/01	NEOS TO SEOS	7515	SC	PASS	
P-	707	/	SEC	02/22/01	NEOS TO SEOS	7515	SC	PASS	
P-	706	/	SEC	02/22/01	NEOS TO SEOS	7515	SC	PASS	
P-	705	/	SEC	02/22/01	NEOS TO SEOS	7515	SC	PASS	
P-	704	/	SEC	02/22/01	NEOS TO SEOS	7515	SC	PASS	
P-	703	/	SEC	02/22/01	NEOS TO SEOS	7515	SC	PASS	

TABLE K-4
GEOMEMBRANE VACUUM TEST SUMMARY
PRIMARY GEOMEMBRANE LINER
TRAIL RIDGE LANDFILL PHASES VA, VB, VC, AND VD
BALDWIN, FLORIDA

SEAM NUMBER (3)	DATE	SEGMENT(1)	TECH ID.(2)	QA MON.(2)	RESULT	REMARKS
P- 702 / SEC	02/22/01	NEOS TO SEOS	7515	SC	PASS	
P- 701 / SEC	02/22/01	NEOS TO SEOS	7515	SC	PASS	
P- 726 / NTI	02/22/01	WEOS TO EEOS	7515	SC	PASS	
P- 723 / 725	02/22/01	SEOS TO 750R	7515	SC	PASS	
P- 701 / SEC	02/22/01	WEOS TO EEOS	7515	SC	PASS	
P- 700 / SEC	02/22/01	WEOS TO EEOS	7515	SC	PASS	
P- 716 / SEC	02/22/01	WEOS TO EEOS	7515	SC	PASS	
P- 717 / SEC	02/22/01	WEOS TO EEOS	7515	SC	PASS	
P- 718 / SEC	02/22/01	WEOS TO EEOS	7515	SC	PASS	
P- 720 / SEC	02/23/01	WEOS TO EEOS	7515	CFB	PASS	
P- 722 / SEC	02/23/01	WEOS TO EEOS	7515	CFB	PASS	
P- 723 / SEC	02/23/01	WEOS TO EEOS	7515	CFB	PASS	
P- 725 / SEC	02/23/01	WEOS TO EEOS	7515	CFB	PASS	
P- 727 / SEC	02/23/01	WEOS TO EEOS	7515	CFB	PASS	
P- 728 / SEC	02/23/01	WEOS TO EEOS	7515	CFB	PASS	
P- 730 / SEC	02/23/01	WEOS TO EEOS	7515	CFB	PASS	
P- 734 NTI	03/09/01	WEOS TO EEOS	954	SL	PASS	
P- 736 / NTI	03/09/01	WEOS TO EEOS	954	SL	PASS	
P- 738 / NTI	03/09/01	WEOS TO EEOS	954	SC	PASS	
P- 740 / NTI	03/09/01	WEOS TO EEOS	954	SC	PASS	
P- 729 / NTI	03/09/01	WEOS TO EEOS	954	SC	PASS	
P- 731 / NTI	03/09/01	WEOS TO EEOS	954	SC	PASS	
P- 732 / NTI	03/09/01	WEOS TO EEOS	954	SC	PASS	
P- 746 / 748	03/24/01	753P TO 752P	7515	KG	PASS	
P- 742 / 744	03/24/01	752J TO 752M	7515	KG	PASS	
P- 746 / 747	03/24/01	753N TO 752N	7515	KG	PASS	
P- 741 / NTI	03/24/01	WEOS TO EEOS	7515	KG	PASS	
P- 742 / NTI	03/24/01	WEOS TO EEOS	7515	KG	PASS	
P- 744 / NTI	03/24/01	WEOS TO EEOS	7515	KG	PASS	
P- 746 / NTI	03/24/01	WEOS TO EEOS	7515	KG	PASS	
P- 747 / NTI	03/26/01	WEOS TO EEOS	7515	CFB	PASS	
P- 749 / NTI	03/26/01	WEOS TO EEOS	7515	CFB	PASS	
P- 751 / NTI	03/26/01	WEOS TO EEOS	7515	CFB	PASS	
P- 753 / NTI	03/26/01	WEOS TO EEOS	7515	CFB	PASS	
P- 754 / NTI	03/26/01	WEOS TO EEOS	7515	CFB	PASS	
P- 756 / NTI	03/26/01	WEOS TO EEOS	7515	CFB	PASS	
P- 758 / NTI	03/26/01	WEOS TO EEOS	7515	CFB	PASS	
P- 759 / NTI	03/26/01	WEOS TO EEOS	7515	CFB	PASS	
P- 761 / NTI	03/26/01	WEOS TO EEOS	7515	CFB	PASS	
P- 763 / NTI	03/26/01	WEOS TO EEOS	7515	CFB	PASS	
P- 751 / 752	03/26/01	754A TO WEOS	7515	CFB	PASS	
P- 750 / 752	03/26/01	754G TO NEOS	7515	CFB	PASS	
P- 739 / SEC	03/26/01	WEOS TO EEOS	7515	CFB	PASS	
P- 740 / SEC	03/26/01	WEOS TO EEOS	7515	CFB	PASS	
P- 741 / SEC	03/26/01	WEOS TO EEOS	7515	CFB	PASS	
P- 743 / SEC	03/26/01	WEOS TO EEOS	7515	CFB	PASS	
P- 745 / SEC	03/26/01	WEOS TO EEOS	7515	CFB	PASS	
P- 746 / SEC	03/26/01	WEOS TO EEOS	7515	CFB	PASS	
P- 748 / SEC	03/26/01	WEOS TO EEOS	7515	CFB	PASS	
P- 750 / SEC	03/26/01	WEOS TO EEOS	7515	CFB	PASS	
P- 752 / SEC	03/26/01	WEOS TO EEOS	7515	CFB	PASS	
P- 753 / SEC	03/26/01	WEOS TO EEOS	7515	CFB	PASS	
P- 755 / SEC	03/26/01	WEOS TO EEOS	7515	CFB	PASS	
P- 757 / SEC	03/26/01	WEOS TO EEOS	7515	CFB	PASS	

TABLE K-4
GEOMEMBRANE VACUUM TEST SUMMARY
PRIMARY GEOMEMBRANE LINER
TRAIL RIDGE LANDFILL PHASES VA, VB, VC, AND VD
BALDWIN, FLORIDA

SEAM NUMBER (3)	DATE	SEGMENT(1)	TECH ID.(2)	QA MON.(2)	RESULT	REMARKS
P- 758 / SEC	03/26/01	WEOS TO EEOS	7515	CFB	PASS	
P- 741 / 742	03/24/01	NEOS TO 752Q	7515	CFB	PASS	Walkthrough
P- 747 / 750	03/26/01	NEOS TO SEOS	7515	CFB	PASS	Walkthrough
P- 731 / SEC	03/26/01	WEOS TO EEOS	7515	CFB	PASS	Walkthrough
P- 733 / SEC	03/26/01	WEOS TO EEOS	7515	CFB	PASS	Walkthrough
P- 735 / SEC	03/26/01	WEOS TO EEOS	7515	CFB	PASS	Walkthrough
P- 737 / SEC	03/26/01	WEOS TO EEOS	7515	CFB	PASS	Walkthrough
P- 760 / SEC	03/26/01	WEOS TO EEOS	7515	CFB	PASS	
P- 762 / SEC	03/26/01	WEOS TO EEOS	7515	CFB	PASS	
P- 764 / NTI	04/05/01	WEOS TO EEOS	7515	SC	PASS	
P- 765 / NTI	04/05/01	WEOS TO EEOS	7515	SC	PASS	
P- 767 / NTI	04/05/01	WEOS TO EEOS	7515	SC	PASS	
P- 769 / NTI	04/05/01	WEOS TO EEOS	7515	SC	PASS	
P- 764 / 765	04/05/01	SEOS TO 756D	7515	SC	PASS	
P- 763 / 764	04/05/01	SEOS TO 756A	7515	SC	PASS	
P- 767 / 768	04/05/01	756B TO EEOS	7515	CFB	PASS	
P- 763 / SEC	04/06/01	WEOS TO EEOS	7515	KG	PASS	
P- 764 / SEC	04/06/01	WEOS TO EEOS	7515	KG	PASS	
P- 766 / SEC	04/06/01	WEOS TO EEOS	7515	KG	PASS	
P- 768 / SEC	04/06/01	WEOS TO EEOS	7515	KG	PASS	
P- 769 / SEC	04/06/01	WEOS TO EEOS	7515	KG	PASS	
P- 771 / SEC	04/06/01	WEOS TO EEOS	7515	KG	PASS	
P- 770 / NTI	04/10/01	WEOS TO EEOS	7515	SC	PASS	
P- 772 / NTI	04/10/01	WEOS TO EEOS	7515	SC	PASS	
P- 773 / NTI	04/10/01	WEOS TO EEOS	7515	SC	PASS	
P- 775 / NTI	04/10/01	WEOS TO EEOS	7515	SC	PASS	
P- 777 / NTI	04/10/01	WEOS TO EEOS	7515	SC	PASS	
P- 774 / 775	04/10/01	755T TO 755W	7515	SC	PASS	
P- 772 / 774	04/10/01	SEOS TO 755X	7515	SC	PASS	
P- 770 / 772	04/10/01	SEOS TO 756G	7515	KG	PASS	Walkthrough
P- 780 / NTI	04/13/01	WEOS TO EEOS	7515	SL	PASS	
P- 782 / NTI	04/13/01	WEOS TO EEOS	7515	SL	PASS	
P- 778 / NTI	04/13/01	WEOS TO EEOS	7515	CFB	PASS	
P- 783 / NTI	04/13/01	WEOS TO EEOS	7515	CFB	PASS	
P- 785 / NTI	04/13/01	WEOS TO EEOS	7515	SC	PASS	Walkthrough
P- PRI / SEC	04/14/01	SEOS TO NEOS	7515	KG	PASS	At 114 + 50, Temporary
P- 780 / 782	04/16/01	SEOS TO 757F	7515	SC	PASS	Walkthrough
P- 782 / 784	04/16/01	758F TO 757D	7515	SC	PASS	Walkthrough
P- 782 / 784	04/16/01	SEOS TO 758F	7515	SC	PASS	
P- 784 / 786	04/16/01	SEOS TO 757H	7515	SC	PASS	
P- 784 / 786	04/16/01	757H TO 758G	7515	SC	PASS	
P- 787 / NTI	04/16/01	WEOS TO EEOS	7515	SC	PASS	
P- 788 / NTI	04/16/01	WEOS TO EEOS	7515	SC	PASS	
P- 790 / NTI	04/16/01	WEOS TO EEOS	7515	SC	PASS	
P- 792 / NTI	04/16/01	WEOS TO EEOS	7515	SC	PASS	
P- 794 / NTI	04/16/01	WEOS TO EEOS	7515	SC	PASS	
P- 796 / NTI	04/16/01	WEOS TO EEOS	7515	SC	PASS	
P- 798 / NTI	04/16/01	WEOS TO EEOS	7515	SC	PASS	
P- 800 / NTI	04/16/01	WEOS TO EEOS	7515	SC	PASS	
P- 801 / NTI	04/16/01	WEOS TO EEOS	7515	SC	PASS	
P- 803 / NTI	04/16/01	WEOS TO EEOS	7515	SC	PASS	
P- 805 / NTI	04/16/01	WEOS TO EEOS	7515	SC	PASS	
P- 806 / NTI	04/16/01	WEOS TO EEOS	7515	SC	PASS	
P- 808 / NTI	04/16/01	WEOS TO EEOS	7515	SC	PASS	

TABLE K-4
GEOMEMBRANE VACUUM TEST SUMMARY
PRIMARY GEOMEMBRANE LINER
TRAIL RIDGE LANDFILL PHASES VA, VB, VC, AND VD
BALDWIN, FLORIDA

SEAM NUMBER (3)				DATE	SEGMENT(1)	TECH ID.(2)	QA MON.(2)	RESULT	REMARKS
P-	810	/	NTI	04/16/01	WEOS TO EEOS	7515	SC	PASS	
P-	811	/	NTI	04/16/01	WEOS TO EEOS	7515	SC	PASS	
P-	801	/	802	04/16/01	758D TO EEOS	7515	SC	PASS	
P-	802	/	803	04/16/01	758N TO 758K	7515	SC	PASS	
P-	802	/	803	04/16/01	758K TO 758M	7515	SC	PASS	
P-	787	/	789	04/17/01	SEOS TO 757J	7515	CFB	PASS	
P-	790	/	791	04/17/01	WEOS TO EEOS	7515	CFB	PASS	
P-	794	/	797	04/17/01	SEOS TO 758A	7515	CFB	PASS	
P-	812	/	ETI	04/17/01	SEOS TO NEOS	7515	SL	PASS	
P-	811	/	ETI	04/17/01	SEOS TO NEOS	7515	SL	PASS	
P-	772	/	SEC	04/17/01	WEOS TO EEOS	7515	SL	PASS	
P-	774	/	SEC	04/17/01	WEOS TO EEOS	7515	SL	PASS	
P-	776	/	SEC	04/17/01	WEOS TO EEOS	7515	SL	PASS	
P-	777	/	SEC	04/17/01	WEOS TO EEOS	7515	SL	PASS	
P-	779	/	SEC	04/17/01	WEOS TO EEOS	7515	SL	PASS	
P-	781	/	SEC	04/17/01	WEOS TO EEOS	7515	SL	PASS	
P-	782	/	SEC	04/17/01	WEOS TO EEOS	7515	SL	PASS	
P-	784	/	SEC	04/17/01	WEOS TO EEOS	7515	SL	PASS	
P-	786	/	SEC	04/17/01	WEOS TO EEOS	7515	SL	PASS	
P-	787	/	SEC	04/17/01	WEOS TO EEOS	7515	SL	PASS	
P-	789	/	SEC	04/17/01	WEOS TO EEOS	7515	SL	PASS	
P-	791	/	SEC	04/17/01	WEOS TO EEOS	7515	SL	PASS	
P-	793	/	SEC	04/17/01	WEOS TO EEOS	7515	SL	PASS	
P-	795	/	SEC	04/17/01	WEOS TO EEOS	7515	SL	PASS	
P-	797	/	SEC	04/17/01	WEOS TO EEOS	7515	SL	PASS	
P-	799	/	SEC	04/17/01	WEOS TO EEOS	7515	SL	PASS	
P-	800	/	SEC	04/17/01	WEOS TO EEOS	7515	SL	PASS	
P-	802	/	SEC	04/17/01	WEOS TO EEOS	7515	SL	PASS	
P-	804	/	SEC	04/17/01	WEOS TO EEOS	7515	SL	PASS	
P-	805	/	SEC	04/17/01	WEOS TO EEOS	7515	SL	PASS	
P-	807	/	SEC	04/17/01	WEOS TO EEOS	7515	SL	PASS	
P-	809	/	SEC	04/17/01	WEOS TO EEOS	7515	SL	PASS	
P-	810	/	SEC	04/17/01	WEOS TO EEOS	7515	SL	PASS	
P-	812	/	SEC	04/17/01	WEOS TO EEOS	7515	SL	PASS	
P-	811	/	SWF	04/19/01	SEOS TO NEOS	7515	SC	PASS	
P-	812	/	SWF	04/19/01	SEOS TO NEOS	7515	SC	PASS	
P-	757	/	SWF	04/21/01	SEOS TO NEOS	7515	SL	PASS	
P-	756	/	SWF	04/21/01	SEOS TO NEOS	7515	SL	PASS	
P-	754	/	SWF	04/21/01	SEOS TO NEOS	7515	SL	PASS	

NOTES:

(1) Refer to Appendix J for list of Abbreviations

(2) Refer to Appendix A for list of Golder and Serrot personnel

(3) All results are passing with the exceptions noted in the remarks column.

(4) G.V. refers to temporary gas vents left along the primary to secondary weld. These vents were welded after the completion of the protective sand blanket placement.

F/N: PGVTS.XLS

APPENDIX L

Destructive Test Results

SECTION L-1

Secondary Fusion

SUMMARY OF DESTRUCTIVE TEST RESULTS
FUSION METHOD
ETM
TRAILRIDGE 3RD INCREMENT CQA
FLORIDA

SAMPLE NUMBER	THICKNESS mils (top/bottom)	SHEAR STRENGTH (ppi)	SHEAR BREAK CODE (3)	PEEL (1) STRENGTH (ppi)	PEEL (1) BREAK CODE (3)	PEEL (2) STRENGTH (ppi)	PEEL (2) BREAK CODE (3)	REMARKS
DSF-300	66.1/60.5	161.2	BRK	106.7	SE 1	124.1	SE 1	PASS
		163.1	BRK	111.4	SE 1	128.2	SE 1	
		162.2	BRK	113.0	SE 1	132.1	SE 1	
		162.6	BRK	104.8	SE 1	111.7	SE 1	
		161.4	BRK	107.5	SE 1	117.4	SE 1	
DSF-301	65.7/64.2	170.5	BRK	118.4	SE 1	124.2	SE 1	PASS
		170.6	BRK	142.4	SE 1	135.1	SE 1	
		170.6	BRK	114.4	SE 1	112.4	SE 1	
		169.9	BRK	117.5	SE 1	136.1	SE 1	
		168.2	BRK	120.6	SE 1	128.7	SE 1	
DSF-302	65.8/63.8	170.8	BRK	133.1	SE 1	142.2	SE 1	PASS
		171.0	BRK	128.8	SE 1	143.2	SE 1	
		170.8	BRK	131.8	SE 1	139.9	SE 1	
		169.7	BRK	140.3	SE 1	139.4	SE 1	
		167.8	BRK	138.3	SE 1	136.3	SE 1	
DSF-303	64.9/63.7	169.4	BRK	137.7	SE 1	135.8	SE 1	PASS
		169.2	BRK	127.9	SE 1	134.9	SE 1	
		168.7	BRK	128.5	SE 1	124.7	SE 1	
		166.6	BRK	135.0	SE 1	120.0	SE 1	
		167.9	BRK	136.8	SE 1	127.0	SE 1	
DSF-304	65.8/64.8	167.5	BRK	142.5	SE 1	127.6	SE 1	PASS
		168.6	BRK	142.6	SE 1	127.9	SE 1	
		168.4	BRK	136.9	SE 1	132.9	SE 1	
		168.1	BRK	141.0	SE 1	140.4	SE 1	
		168.4	BRK	140.1	SE 1	136.4	SE 1	
DSF-305	66.3/62.4	170.3	BRK	135.1	SE 1	142.2	SE 1	PASS
		169.9	BRK	123.7	SE 1	145.1	SE 1	
		169.0	BRK	124.5	SE 1	139.5	SE 1	
		167.1	BRK	136.8	SE 1	131.2	SE 1	
		160.9	BRK	135.8	SE 1	120.7	SE 1	
DSF-306	65.4/62.2	169.9	BRK	128.2	SE 1	142.3	SE 1	PASS
		170.3	BRK	139.1	SE 1	141.6	SE 1	
		170.1	BRK	133.6	SE 1	139.2	SE 1	
		169.3	BRK	115.2	SE 1	142.6	SE 1	
		161.6	BRK	129.8	SE 1	137.7	SE 1	

(1) PEEL (1) represents outer track or top flap.

(2) PEEL (2) represents inner track or bottom flap.

(3) BREAK CODES BASED ON MODES ILLUSTRATED IN ATTACHED FIGURE.

DFSUM

SUMMARY OF DESTRUCTIVE TEST RESULTS
FUSION METHOD
ETM
TRAILRIDGE 3RD INCREMENT CQA
FLORIDA

SAMPLE NUMBER	THICKNESS mils (top/bottom)	SHEAR STRENGTH (ppi)	SHEAR BREAK CODE (3)	PEEL (1) STRENGTH (ppi)	PEEL (1) BREAK CODE (3)	PEEL (2) STRENGTH (ppi)	PEEL (2) BREAK CODE (3)	REMARKS
DSF-307	64.5/63.6	170.5	BRK	144.7	SE 1	135.1	SE 1	PASS
		169.9	BRK	134.9	SE 1	138.3	SE 1	
		168.4	BRK	134.0	SE 1	137.1	SE 1	
		169.1	BRK	146.7	SE 1	142.0	SE 1	
		167.7	BRK	145.2	SE 1	141.0	SE 1	
DSF-308	62.7/61.2	151.0	BRK	125.7	SE 1	111.7	SE 1	PASS
		152.5	BRK	138.1	SE 1	113.0	SE 1	
		154.1	BRK	137.4	SE 1	112.4	SE 1	
		153.7	BRK	145.1	SE 1	115.0	SE 1	
		153.2	BRK	144.5	SE 1	120.9	SE 1	
DSF-309	64.8/63.2	168.5	BRK	140.6	SE 1	137.1	SE 1	PASS
		168.9	BRK	130.5	SE 1	128.1	SE 1	
		168.9	BRK	117.9	SE 1	131.2	SE 1	
		168.5	BRK	143.0	SE 1	122.6	SE 1	
		161.0	BRK	116.2	SE 1	139.5	SE 1	
DSF-310	66.2/64.6	165.7	BRK	143.4	SE 1	141.4	SE 1	PASS
		166.8	BRK	135.5	SE 1	128.8	SE 1	
		165.5	BRK	132.4	SE 1	134.6	SE 1	
		165.8	BRK	136.1	SE 1	131.3	SE 1	
		159.5	BRK	135.0	SE 1	132.4	SE 1	
DSF-311	66.1/64.4	170.2	BRK	141.5	SE 1	132.7	SE 1	PASS
		169.3	BRK	144.9	SE 1	136.8	SE 1	
		168.5	BRK	142.2	SE 1	134.2	SE 1	
		167.5	BRK	126.9	SE 1	133.2	SE 1	
		157.2	BRK	126.4	SE 1	135.0	SE 1	
DSF-312	66.8/63.4	171.0	BRK	129.0	SE 1	135.7	SE 1	PASS
		170.2	BRK	137.5	SE 1	135.2	SE 1	
		173.0	BRK	123.8	SE 1	137.8	SE 1	
		172.1	BRK	138.2	SE 1	142.4	SE 1	
		159.2	BRK	133.9	SE 1	132.4	SE 1	
DSF-313	65.2/63.5	169.2	BRK	132.3	SE 1	133.1	SE 1	PASS
		169.7	BRK	121.1	SE 1	142.8	SE 1	
		170.0	BRK	134.7	SE 1	129.2	SE 1	
		169.0	BRK	137.2	SE 1	137.6	SE 1	
		168.0	BRK	132.6	SE 1	142.9	SE 1	

(1) PEEL (1) represents outer track or top flap.
(2) PEEL (2) represents inner track or bottom flap.
(3) BREAK CODES BASED ON MODES ILLUSTRATED IN ATTACHED FIGURE.

DFSUM

SUMMARY OF DESTRUCTIVE TEST RESULTS
FUSION METHOD
ETM
TRAILRIDGE 3RD INCREMENT CQA
FLORIDA

SAMPLE NUMBER	THICKNESS mils (top/bottom)	SHEAR STRENGTH (ppi)	SHEAR BREAK CODE (3)	PEEL (1) STRENGTH (ppi)	PEEL (1) BREAK CODE (3)	PEEL (2) STRENGTH (ppi)	PEEL (2) BREAK CODE (3)	REMARKS
DSF-314	65.3/63.5	168.3	BRK	138.5	SE 1	123.3	SE 1	PASS
		169.7	BRK	134.9	SE 1	125.2	SE 1	
		169.5	BRK	132.8	SE 1	136.8	SE 1	
		169.4	BRK	139.6	SE 1	139.6	SE 1	
		167.2	BRK	139.1	SE 1	136.6	SE 1	
DSF-315	65.6/65.3	172.5	BRK	139.2	SE 1	135.4	SE 1	PASS
		171.8	BRK	144.5	SE 1	125.9	SE 1	
		170.0	BRK	145.1	SE 1	119.8	SE 1	
		169.0	BRK	148.7	SE 1	119.2	SE 1	
		161.3	BRK	144.5	SE 1	118.7	SE 1	
DSF-316	66.3/66.1	171.8	BRK	133.2	SE 1	144.8	SE 1	PASS
		172.6	BRK	135.7	SE 1	142.2	SE 1	
		171.9	BRK	135.5	SE 1	148.9	SE 1	
		172.6	BRK	136.3	SE 1	143.8	SE 1	
		171.1	BRK	119.0	SE 1	144.6	SE 1	
DSF-317	63.9/66.3	170.7	BRK	132.4	SE 1	139.5	SE 1	PASS
		169.6	BRK	137.6	SE 1	126.7	SE 1	
		170.3	BRK	139.7	SE 1	137.6	SE 1	
		171.3	BRK	138.0	SE 1	146.4	SE 1	
		156.7	BRK	141.4	SE 1	125.5	SE 1	
DSF-318	63.7/65.3	167.8	BRK	130.5	SE 1	117.0	SE 1	PASS
		168.7	BRK	131.8	SE 1	133.7	SE 1	
		166.3	BRK	129.0	SE 1	137.7	SE 1	
		169.1	BRK	119.0	SE 1	124.5	SE 1	
		165.1	BRK	126.7	SE 1	133.1	SE 1	
DSF-319	66.6/65.7	171.7	BRK	140.8	SE 1	135.2	SE 1	PASS
		167.2	BRK	146.9	SE 1	145.2	SE 1	
		171.7	BRK	130.2	SE 1	139.4	SE 1	
		172.0	BRK	146.7	SE 1	138.5	SE 1	
		164.2	BRK	142.2	SE 1	141.8	SE 1	
DSF-320	66.6/64.7	170.9	BRK	122.0	SE 1	140.5	SE 1	PASS
		169.8	BRK	134.4	SE 1	143.9	SE 1	
		168.7	BRK	134.6	SE 1	139.5	SE 1	
		165.4	BRK	132.1	SE 1	131.0	SE 1	
		162.7	BRK	128.9	SE 1	129.5	SE 1	

(1) PEEL (1) represents outer track or top flap.
(2) PEEL (2) represents inner track or bottom flap.
(3) BREAK CODES BASED ON MODES ILLUSTRATED IN ATTACHED FIGURE.

DFSUM

SUMMARY OF DESTRUCTIVE TEST RESULTS
FUSION METHOD
ETM
TRAILRIDGE 3RD INCREMENT CQA
FLORIDA

SAMPLE NUMBER	THICKNESS mils (top/bottom)	SHEAR STRENGTH (ppi)	SHEAR BREAK CODE (3)	PEEL (1) STRENGTH (ppi)	PEEL (1) BREAK CODE (3)	PEEL (2) STRENGTH (ppi)	PEEL (2) BREAK CODE (3)	REMARKS
DSF-321	67.2/65.7	173.0	BRK	146.4	SE 1	133.0	SE 1	PASS
		173.0	BRK	143.2	SE 1	138.5	SE 1	
		173.4	BRK	140.2	SE 1	134.7	SE 1	
		171.8	BRK	144.1	SE 1	137.5	SE 1	
		170.2	BRK	140.3	SE 1	136.7	SE 1	
DSF-322	65.8/64.5	169.2	BRK	134.0	SE 1	138.8	SE 1	PASS
		168.7	BRK	124.9	SE 1	134.5	SE 1	
		167.2	BRK	117.8	SE 1	137.5	SE 1	
		169.9	BRK	131.1	SE 1	131.4	SE 1	
		166.6	BRK	115.6	SE 1	136.6	SE 1	
DSF-323	65.3/65.4	169.6	BRK	146.6	SE 1	113.0	SE 1	PASS
		170.6	BRK	144.9	SE 1	123.2	SE 1	
		171.2	BRK	141.6	SE 1	125.9	SE 1	
		171.5	BRK	142.1	SE 1	109.7	SE 1	
		170.3	BRK	135.4	SE 1	140.3	SE 1	
DSF-324	65.5/64.4	168.4	BRK	134.4	SE 1	133.4	SE 1	PASS
		168.5	BRK	138.3	SE 1	141.7	SE 1	
		169.6	BRK	130.6	SE 1	123.2	SE 1	
		166.8	BRK	126.3	SE 1	134.1	SE 1	
		169.5	BRK	124.8	SE 1	123.2	SE 1	
DSF-325	64.3/64.2	167.0	BRK	138.5	SE 1	143.8	SE 1	PASS
		170.1	BRK	143.4	SE 1	141.5	SE 1	
		170.3	BRK	121.8	SE 1	135.9	SE 1	
		169.2	BRK	147.7	SE 1	140.1	SE 1	
		155.3	BRK	141.9	SE 1	141.2	SE 1	
DSF-326	64.6/62.3	164.6	BRK	131.6	SE 1	132.5	SE 1	PASS
		165.5	BRK	124.3	SE 1	123.9	SE 1	
		166.4	BRK	136.2	SE 1	136.9	SE 1	
		167.2	BRK	137.3	SE 1	136.2	SE 1	
		155.4	BRK	132.3	SE 1	132.6	SE 1	
DSF-327	66.3/64.5	167.4	BRK	110.6	SE 1	138.3	SE 1	PASS
		168.7	BRK	147.6	SE 1	136.5	SE 1	
		170.3	BRK	113.2	SE 1	139.2	SE 1	
		170.7	BRK	122.4	SE 1	140.2	SE 1	
		171.7	BRK	117.4	SE 1	132.9	SE 1	

(1) PEEL (1) represents outer track or top flap.
(2) PEEL (2) represents inner track or bottom flap.
(3) BREAK CODES BASED ON MODES ILLUSTRATED IN ATTACHED FIGURE.

DFSUM

SUMMARY OF DESTRUCTIVE TEST RESULTS
FUSION METHOD
ETM
TRAILRIDGE 3RD INCREMENT CQA
FLORIDA

SAMPLE NUMBER	THICKNESS mils (top/bottom)	SHEAR STRENGTH (ppi)	SHEAR BREAK CODE (3)	PEEL (1) STRENGTH (ppi)	PEEL (1) BREAK CODE (3)	PEEL (2) STRENGTH (ppi)	PEEL (2) BREAK CODE (3)	REMARKS
DSF-328	65.2/65.0	170.2	BRK	129.0	SE 1	126.4	SE 1	PASS
		172.7	BRK	130.8	SE 1	135.9	SE 1	
		173.7	BRK	143.4	SE 1	142.9	SE 1	
		173.7	BRK	136.0	SE 1	143.4	SE 1	
		166.1	BRK	135.6	SE 1	128.0	SE 1	
DSF-329	-/-	187	BRK	135	SE 1	138	SE 1	PASS
		246	BRK	129	SE 1	142	SE 1	FIELD TESTED
		244	BRK	153	SE 1	135	SE 1	
		243	BRK	134	SE 1	149	SE 1	
		241	BRK	134	SE 1	137	SE 1	
DSF-330	-/-	219	BRK	151	SE 1	152	SE 1	PASS
		219	BRK	155	SE 1	140	SE 1	FIELD TESTED
		220	BRK	155	SE 1	138	SE 1	
		222	BRK	147	SE 1	144	SE 1	
		218	BRK	169	SE 1	124	SE 1	
DSF-331	-/-	246	BRK	151	SE 1	150	SE 1	PASS
		244	BRK	146	SE 1	157	SE 1	FIELD TESTED
		241	BRK	145	SE 1	151	SE 1	
		236	BRK	145	SE 1	159	SE 1	
		233	BRK	153	SE 1	161	SE 1	
DSF-332	-/-	245	BRK	136	SE 1	161	SE 1	PASS
		241	BRK	143	SE 1	159	SE 1	FIELD TESTED
		241	BRK	151	SE 1	144	SE 1	
		234	BRK	162	SE 1	110	SE 1	
		232	BRK	143	SE 1	145	SE 1	
DSF-333	-/-	-	-	70	ADM	127	SE 1	FAIL
		-	-	169	SE 1	143	SE 1	FIELD TESTED
		-	-	72	ADM	60	ADM	Retests were DSF-333A and DSF-333B
		-	-	-	-	-	-	
		-	-	-	-	-	-	
DSF-333A	-/-	201.0	-	151.0	-	170.0	-	PASS
		198.0	-	143.0	-	159.0	-	FIELD TESTED
		197.0	-	141.0	-	154.0	-	Retest of DSF-333
		198.0	-	148.0	-	149.0	-	
		195.0	-	148.0	-	140.0	-	

(1) PEEL (1) represents outer track or top flap.
(2) PEEL (2) represents inner track or bottom flap.
(3) BREAK CODES BASED ON MODES ILLUSTRATED IN ATTACHED FIGURE.

DFSUM

SUMMARY OF DESTRUCTIVE TEST RESULTS
FUSION METHOD
ETM
TRAILRIDGE 3RD INCREMENT CQA
FLORIDA

SAMPLE NUMBER	THICKNESS mils (top/bottom)	SHEAR STRENGTH (ppi)	SHEAR BREAK CODE (3)	PEEL (1) STRENGTH (ppi)	PEEL (1) BREAK CODE (3)	PEEL (2) STRENGTH (ppi)	PEEL (2) BREAK CODE (3)	REMARKS
DSF-333B	-/-	203.0	BRK	156.0	SE 1	149.0	SE 1	PASS
		210.0	BRK	151.0	SE 1	153.0	SE 1	FIELD TESTED
		196.0	BRK	165.0	SE 1	155.0	SE 1	Retest of DSF-333
		209.0	BRK	146.0	SE 1	151.0	SE 1	
		204.0	BRK	151.0	SE 1	156.0	SE 1	

(1) PEEL (1) represents outer track or top flap.
(2) PEEL (2) represents inner track or bottom flap.
(3) BREAK CODES BASED ON MODES ILLUSTRATED IN ATTACHED FIGURE.

DFSUM

SUMMARY OF DESTRUCTIVE TEST RESULTS
FUSION METHOD
ETM
TRAILRIDGE 3RD INCREMENT CQA
FLORIDA

SAMPLE NUMBER	THICKNESS mils (top/bottom)	SHEAR STRENGTH (ppi)	SHEAR BREAK CODE (3)	PEEL (1) STRENGTH (ppi)	PEEL (1) BREAK CODE (3)	PEEL (2) STRENGTH (ppi)	PEEL (2) BREAK CODE (3)	REMARKS
DSF-350	61.3/63.6	168.7	BRK	127.4	SE 1	126.8	SE 1	PASS
		168.0	BRK	118.1	SE 1	127.9	SE 1	
		166.7	BRK	124.2	SE 1	123.7	SE 1	
		166.7	BRK	124.4	SE 1	126.8	SE 1	
		161.6	BRK	128.4	SE 1	131.1	SE 1	
DSF-351	63.6/61.5	166.6	BRK	139.5	SE 1	139.5	SE 1	PASS
		166.3	BRK	126.3	SE 1	133.8	SE 1	
		166.8	BRK	128.1	SE 1	137.9	SE 1	
		165.9	BRK	127.3	SE 1	135.6	SE 1	
		157.3	BRK	130.2	SE 1	138.6	SE 1	
DSF-352	63.8/62.5	168.5	BRK	144.4	SE 1	132.6	SE 1	PASS
		168.7	BRK	135.2	SE 1	128.2	SE 1	
		169.6	BRK	145.9	SE 1	123.0	SE 1	
		170.0	BRK	144.3	SE 1	128.5	SE 1	
		168.7	BRK	128.8	SE 1	132.3	SE 1	
DSF-353	62.0/65.5	167.8	BRK	130.8	SE 1	129.9	SE 1	PASS
		170.0	BRK	133.7	SE 1	108.7	SE 1	
		170.6	BRK	124.3	SE 1	140.6	SE 1	
		171.4	BRK	126.4	SE 1	137.4	SE 1	
		165.9	BRK	122.8	SE 1	140.2	SE 1	
DSF-354	64.7/64.3	169.9	BRK	135.0	SE 1	124.2	SE 1	PASS
		170.2	BRK	145.1	SE 1	122.6	SE 1	
		169.7	BRK	127.0	SE 1	122.4	SE 1	
		168.1	BRK	122.9	SE 1	128.7	SE 1	
		166.2	BRK	123.4	SE 1	126.3	SE 1	
DSF-355	65.5/65.5	171.5	BRK	129.5	SE 1	129.5	SE 1	PASS
		172.2	BRK	123.2	SE 1	131.8	SE 1	
		171.3	BRK	136.5	SE 1	129.6	SE 1	
		170.3	BRK	128.5	SE 1	127.9	SE 1	
		167.9	BRK	140.5	SE 1	137.3	SE 1	
DSF-356	65.5/60.2	162.7	BRK	130.7	SE 1	130.5	SE 1	PASS
		164.1	BRK	127.8	SE 1	124.9	SE 1	
		163.9	BRK	136.2	SE 1	132.0	SE 1	
		164.6	BRK	135.6	SE 1	126.4	SE 1	
		161.8	BRK	131.5	SE 1	126.5	SE 1	

(1) PEEL (1) represents outer track or top flap.

(2) PEEL (2) represents inner track or bottom flap.

(3) BREAK CODES BASED ON MODES ILLUSTRATED IN ATTACHED FIGURE.

DFSUM

SUMMARY OF DESTRUCTIVE TEST RESULTS
FUSION METHOD
ETM
TRAILRIDGE 3RD INCREMENT CQA
FLORIDA

SAMPLE NUMBER	THICKNESS mils (top/bottom)	SHEAR STRENGTH (ppi)	SHEAR BREAK CODE (3)	PEEL (1) STRENGTH (ppi)	PEEL (1) BREAK CODE (3)	PEEL (2) STRENGTH (ppi)	PEEL (2) BREAK CODE (3)	REMARKS
DSF-357	65.5/63.5	165.2	BRK	128.8	SE 1	131.8	SE 1	PASS
		164.6	BRK	135.1	SE 1	132.2	SE 1	
		163.6	BRK	137.4	SE 1	134.0	SE 1	
		161.1	BRK	138.1	SE 1	131.5	SE 1	
		157.0	BRK	132.0	SE 1	123.9	SE 1	
DSF-358	65.2/63.8	164.4	BRK	135.6	SE 1	139.7	SE 1	PASS
		165.7	BRK	129.9	SE 1	125.8	SE 1	
		165.6	BRK	135.4	SE 1	124.5	SE 1	
		166.4	BRK	138.6	SE 1	125.8	SE 1	
		165.0	BRK	132.8	SE 1	135.6	SE 1	
DSF-359	62.7/62.5	166.7	BRK	136.3	SE 1	125.0	SE 1	PASS
		167.1	BRK	135.6	SE 1	119.4	SE 1	
		167.3	BRK	140.7	SE 1	134.9	SE 1	
		165.9	BRK	134.7	SE 1	133.9	SE 1	
		165.6	BRK	135.6	SE 1	130.3	SE 1	
DSF-360	63.4/63.4	166.5	BRK	124.7	SE 1	128.3	SE 1	PASS
		166.4	BRK	126.9	SE 1	125.0	SE 1	
		166.4	BRK	134.0	SE 1	127.0	SE 1	
		165.7	BRK	129.4	SE 1	124.6	SE 1	
		164.4	BRK	122.8	SE 1	120.4	SE 1	
DSF-361	63.0/60.7	167.8	BRK	141.0	SE 1	135.0	SE 1	PASS
		168.3	BRK	133.1	SE 1	134.0	SE 1	
		168.5	BRK	128.1	SE 1	137.6	SE 1	
		168.0	BRK	132.5	SE 1	135.8	SE 1	
		166.2	BRK	146.8	SE 1	133.8	SE 1	
DSF-362	63.1/62.4	167.6	BRK	119.2	SE 1	107.3	SE 1	PASS
		166.7	BRK	123.1	SE 1	125.7	SE 1	
		167.1	BRK	138.4	SE 1	120.9	SE 1	
		167.5	BRK	133.6	SE 1	109.9	SE 1	
		164.7	BRK	119.2	SE 1	111.5	SE 1	
DSF-363	63.2/62.0	166.1	BRK	145.9	SE 1	131.6	SE 1	PASS
		166.5	BRK	144.4	SE 1	134.4	SE 1	
		166.0	BRK	134.8	SE 1	134.6	SE 1	
		165.3	BRK	144.0	SE 1	133.3	SE 1	
		162.0	BRK	138.8	SE 1	136.1	SE 1	

(1) PEEL (1) represents outer track or top flap.
(2) PEEL (2) represents inner track or bottom flap.
(3) BREAK CODES BASED ON MODES ILLUSTRATED IN ATTACHED FIGURE.

DFSUM

SUMMARY OF DESTRUCTIVE TEST RESULTS
FUSION METHOD
ETM
TRAILRIDGE 3RD INCREMENT CQA
FLORIDA

SAMPLE NUMBER	THICKNESS mils (top/bottom)	SHEAR STRENGTH (ppi)	SHEAR BREAK CODE (3)	PEEL (1) STRENGTH (ppi)	PEEL (1) BREAK CODE (3)	PEEL (2) STRENGTH (ppi)	PEEL (2) BREAK CODE (3)	REMARKS
DSF-364	63.0/61.4	163.9	BRK	132.4	SE 1	129.4	SE 1	PASS
		164.7	BRK	133.7	SE 1	128.4	SE 1	
		163.2	BRK	129.0	SE 1	135.0	SE 1	
		162.6	BRK	121.6	SE 1	130.0	SE 1	
		160.4	BRK	123.4	SE 1	134.9	SE 1	
DSF-365	64.0/62.8	168.8	BRK	140.7	SE 1	131.7	SE 1	PASS
		168.5	BRK	142.5	SE 1	123.0	SE 1	
		168.6	BRK	142.5	SE 1	129.8	SE 1	
		168.7	BRK	138.1	SE 1	133.7	SE 1	
		161.2	BRK	135.5	SE 1	126.3	SE 1	
DSF-366	63.0/62.6	166.1	BRK	130.3	SE 1	132.4	SE 1	PASS
		167.1	BRK	137.3	SE 1	129.1	SE 1	
		166.6	BRK	128.8	SE 1	124.3	SE 1	
		166.5	BRK	134.6	SE 1	134.3	SE 1	
		164.4	BRK	119.8	SE 1	134.0	SE 1	
DSF-367	62.7/62.0	166.7	BRK	139.9	SE 1	135.5	SE 1	PASS
		166.8	BRK	142.6	SE 1	141.1	SE 1	
		167.1	BRK	138.9	SE 1	135.9	SE 1	
		167.6	BRK	141.6	SE 1	138.4	SE 1	
		165.8	BRK	142.5	SE 1	141.0	SE 1	
DSF-368	63.2/63.1	167.2	BRK	125.8	SE 1	111.8	SE 1	PASS
		168.2	BRK	125.4	SE 1	139.7	SE 1	
		169.1	BRK	128.1	SE 1	141.2	SE 1	
		168.5	BRK	126.2	SE 1	136.3	SE 1	
		165.9	BRK	127.2	SE 1	130.0	SE 1	
DSF-369	64.2/62.5	168.8	BRK	135.1	SE 1	124.4	SE 1	PASS
		169.3	BRK	135.3	SE 1	135.4	SE 1	
		169.0	BRK	144.1	SE 1	127.3	SE 1	
		168.6	BRK	143.7	SE 1	135.1	SE 1	
		166.3	BRK	139.1	SE 1	129.1	SE 1	
DSF-370	62.2/63.7	169.5	BRK	141.2	SE 1	129.0	SE 1	PASS
		171.0	BRK	141.0	SE 1	136.5	SE 1	
		170.8	BRK	136.7	SE 1	124.6	SE 1	
		170.8	BRK	140.0	SE 1	134.7	SE 1	
		168.4	BRK	146.9	SE 1	137.0	SE 1	

(1) PEEL (1) represents outer track or top flap.

(2) PEEL (2) represents inner track or bottom flap.

(3) BREAK CODES BASED ON MODES ILLUSTRATED IN ATTACHED FIGURE.

DFSUM

SUMMARY OF DESTRUCTIVE TEST RESULTS
FUSION METHOD
ETM
TRAILRIDGE 3RD INCREMENT CQA
FLORIDA

SAMPLE NUMBER	THICKNESS mils (top/bottom)	SHEAR STRENGTH (ppi)	SHEAR BREAK CODE (3)	PEEL (1) STRENGTH (ppi)	PEEL (1) BREAK CODE (3)	PEEL (2) STRENGTH (ppi)	PEEL (2) BREAK CODE (3)	REMARKS
DSF-371	63.4/64.3	168.3	BRK	122.7	SE 1	114.8	SE 1	PASS
		169.4	BRK	132.1	SE 1	132.5	SE 1	
		169.8	BRK	117.9	SE 1	108.8	SE 1	
		170.0	BRK	135.3	SE 1	121.1	SE 1	
		170.1	BRK	135.6	SE 1	131.2	SE 1	
DSF-372	62.8/65.7	165.7	BRK	140.7	SE 1	134.4	SE 1	PASS
		169.2	BRK	147.6	SE 1	134.4	SE 1	
		169.1	BRK	140.4	SE 1	138.4	SE 1	
		169.7	BRK	132.9	SE 1	142.2	SE 1	
		169.7	BRK	118.9	SE 1	133.7	SE 1	
DSF-373	63.4/62.6	165.9	BRK	127.4	SE 1	119.8	SE 1	PASS
		166.5	BRK	128.4	SE 1	120.2	SE 1	
		166.6	BRK	129.2	SE 1	129.9	SE 1	
		165.0	BRK	128.5	SE 1	126.1	SE 1	
		163.3	BRK	129.9	SE 1	123.0	SE 1	
DSF-374	64.2/62.8	162.8	BRK	135.4	SE 1	133.1	SE 1	PASS
		163.7	BRK	139.3	SE 1	126.5	SE 1	
		164.5	BRK	140.5	SE 1	129.2	SE 1	
		165.0	BRK	141.6	SE 1	130.7	SE 1	
		160.3	BRK	139.9	SE 1	131.0	SE 1	
DSF-375	63.4/64.8	165.8	BRK	122.4	SE 1	139.9	SE 1	PASS
		166.1	BRK	131.0	SE 1	142.8	SE 1	
		163.6	BRK	134.2	SE 1	142.0	SE 1	
		164.9	BRK	124.6	SE 1	140.7	SE 1	
		159.0	BRK	122.8	SE 1	141.2	SE 1	
DSF-376	66.1/62.6	163.4	BRK	129.1	SE 1	131.7	SE 1	PASS
		162.9	BRK	119.8	SE 1	130.5	SE 1	
		163.2	BRK	142.9	SE 1	123.0	SE 1	
		165.0	BRK	133.8	SE 1	128.4	SE 1	
		164.1	BRK	134.8	SE 1	140.2	SE 1	
DSF-377	66.4/63.6	166.4	BRK	134.2	SE 1	137.9	SE 1	PASS
		166.5	BRK	133.9	SE 1	124.5	SE 1	
		165.0	BRK	134.5	SE 1	127.6	SE 1	
		164.7	BRK	133.2	SE 1	139.6	SE 1	
		164.0	BRK	113.3	SE 1	127.9	AD-BRK	

(1) PEEL (1) represents outer track or top flap.
(2) PEEL (2) represents inner track or bottom flap.
(3) BREAK CODES BASED ON MODES ILLUSTRATED IN ATTACHED FIGURE.

DFSUM

SUMMARY OF DESTRUCTIVE TEST RESULTS
FUSION METHOD
ETM
TRAILRIDGE 3RD INCREMENT CQA
FLORIDA

SAMPLE NUMBER	THICKNESS mils (top/bottom)	SHEAR STRENGTH (ppi)	SHEAR BREAK CODE (3)	PEEL (1) STRENGTH (ppi)	PEEL (1) BREAK CODE (3)	PEEL (2) STRENGTH (ppi)	PEEL (2) BREAK CODE (3)	REMARKS
DSF-378	63.8/66.1	169.8	BRK	138.3	SE 1	134.5	SE 1	PASS
		170.3	BRK	134.7	SE 1	128.2	SE 1	
		170.8	BRK	126.6	SE 1	134.4	SE 1	
		172.1	BRK	147.4	SE 1	135.8	SE 1	
		170.8	BRK	137.4	SE 1	132.7	SE 1	
DSF-379	63.4/61.6	158.9	BRK	137.0	SE 1	126.8	SE 1	PASS
		159.5	BRK	139.4	SE 1	132.8	SE 1	
		158.6	BRK	137.8	SE 1	127.9	SE 1	
		158.4	BRK	134.9	SE 1	128.4	SE 1	
		156.7	BRK	137.2	SE 1	134.6	SE 1	
DSF-380	66.3/64.0	165.7	BRK	130.0	SE 1	125.5	SE 1	PASS
		166.2	BRK	137.6	SE 1	126.9	SE 1	
		164.2	BRK	133.5	SE 1	127.3	SE 1	
		165.3	BRK	141.8	SE 1	138.5	SE 1	
		162.9	BRK	141.3	SE 1	125.3	SE 1	
DSF-381	66.0/65.2	162.9	BRK	122.4	SE 1	137.8	SE 1	PASS
		164.7	BRK	143.3	SE 1	134.2	SE 1	
		166.7	BRK	139.8	SE 1	119.8	SE 1	
		167.1	BRK	126.9	SE 1	132.9	SE 1	
		151.6	BRK	142.5	SE 1	131.5	SE 1	
DSF-382	64.3/63.3	163.9	BRK	118.2	SE 1	126.7	SE 1	PASS
		161.1	BRK	118.5	SE 1	121.9	SE 1	
		161.3	BRK	132.2	SE 1	121.0	SE 1	
		157.4	BRK	134.6	SE 1	118.3	SE 1	
		154.1	BRK	113.1	SE 1	119.0	SE 1	
DSF-383	65.0/62.5	163.3	BRK	137.3	SE 1	139.1	SE 1	PASS
		162.8	BRK	141.1	SE 1	134.4	SE 1	
		162.4	BRK	141.9	SE 1	131.8	SE 1	
		162.3	BRK	140.0	SE 1	135.7	SE 1	
		145.0	BRK	136.7	SE 1	122.1	SE 1	
DSF-384	-/-	160	BRK	133	SE 1	136	SE 1	PASS
		168	BRK	135	SE 1	132	SE 1	FIELD TESTED
		167	BRK	137	SE 1	133	SE 1	
		167	BRK	128	SE 1	134	SE 1	
		167	BRK	130	SE 1	134	SE 1	

(1) PEEL (1) represents outer track or top flap.
(2) PEEL (2) represents inner track or bottom flap.
(3) BREAK CODES BASED ON MODES ILLUSTRATED IN ATTACHED FIGURE.

DFSUM

SUMMARY OF DESTRUCTIVE TEST RESULTS
FUSION METHOD
ETM
TRAILRIDGE 3RD INCREMENT CQA
FLORIDA

SAMPLE NUMBER	THICKNESS mils (top/bottom)	SHEAR STRENGTH (ppi)	SHEAR BREAK CODE (3)	PEEL (1) STRENGTH (ppi)	PEEL (1) BREAK CODE (3)	PEEL (2) STRENGTH (ppi)	PEEL (2) BREAK CODE (3)	REMARKS
DSF-385	-/-	147	BRK	119	SE 1	129	SE 1	PASS
		146	BRK	124	SE 1	133	SE 1	FIELD TESTED
		149	BRK	137	SE 1	128	SE 1	
		145	BRK	134	SE 1	132	SE 1	
		147	BRK	125	SE 1	121	SE 1	
DSF-386	-/-	161	BRK	136	SE 1	125	SE 1	PASS
		146	BRK	134	SE 1	120	SE 1	FIELD TESTED
		157	BRK	125	SE 1	131	SE 1	
		159	BRK	135	SE 1	119	SE 1	
		154	BRK	130	SE 1	125	SE 1	
DSF-387	-/-	157	BRK	113	SE 1	122	SE 1	PASS
		160	BRK	118	SE 1	117	SE 1	FIELD TESTED
		167	BRK	119	SE 1	107	SE 1	
		159	BRK	125	SE 1	137	SE 1	
		155	BRK	124	SE 1	125	SE 1	
DSF-388	-/-	200	BRK	139	SE 1	119	SE 1	PASS
		200	BRK	152	SE 1	143	SE 1	FIELD TESTED
		200	BRK	137	SE 1	103	SE 1	
		201	BRK	132	SE 1	147	SE 1	
		201	BRK	120	SE 1	137	SE 1	

(1) PEEL (1) represents outer track or top flap.

DFSUM

(2) PEEL (2) represents inner track or bottom flap.

(3) BREAK CODES BASED ON MODES ILLUSTRATED IN ATTACHED FIGURE.

SUMMARY OF DESTRUCTIVE TEST RESULTS
FUSION METHOD
ETM
TRAILRIDGE 3RD INCREMENT CQA
FLORIDA

SAMPLE NUMBER	THICKNESS mils (top/bottom)	SHEAR STRENGTH (ppi)	SHEAR BREAK CODE (3)	PEEL (1) STRENGTH (ppi)	PEEL (1) BREAK CODE (3)	PEEL (2) STRENGTH (ppi)	PEEL (2) BREAK CODE (3)	REMARKS
DSF-600	64.0/63.5	162.9	BRK	118.1	SE 1	104.5	SE 1	PASS
		163.0	SE 1	114.1	SE 1	107.2	SE 1	
		160.8	BRK	113.5	SE 1	118.4	SE 1	
		161.4	BRK	119.0	SE 1	109.5	SE 1	
		152.2	BRK	109.3	SE 1	106.3	SE 1	
DSF-601	60.3/63.3	153.8	BRK	128.6	SE 1	122.2	SE 1	PASS
		152.9	BRK	128.4	SE 1	116.6	SE 1	
		152.9	BRK	135.4	SE 1	130.7	SE 1	
		153.1	BRK	136.5	SE 1	128.3	SE 1	
		146.5	BRK	130.1	SE 1	129.5	SE 1	
DSF-602	63.2/64.5	162.1	BRK	122.8	SE 1	127.9	SE 1	PASS
		161.4	BRK	129.8	SE 1	128.7	SE 1	
		162.1	BRK	133.9	SE 1	126.0	SE 1	
		161.7	BRK	131.6	SE 1	128.4	SE 1	
		153.4	BRK	130.8	SE 1	107.6	SE 1	
DSF-603	63.8/64.6	165.9	BRK	132.9	SE 1	116.1	SE 1	PASS
		165.4	BRK	132.7	SE 1	110.4	SE 1	
		164.8	BRK	133.7	SE 1	129.9	SE 1	
		162.4	BRK	129.0	SE 1	108.4	SE 1	
		157.8	BRK	134.2	SE 1	118.3	SE 1	
DSF-604	64.5/65.6	163.5	BRK	124.6	SE 1	106.8	SE 1	PASS
		163.5	BRK	116.8	SE 1	138.7	SE 1	
		162.1	BRK	119.4	SE 1	114.3	SE 1	
		162.3	BRK	125.1	SE 1	120.3	SE 1	
		160.4	BRK	127.4	SE 1	109.4	SE 1	
DSF-605	64.3/64.2	163.7	BRK	138.1	SE 1	126.0	SE 1	PASS
		161.4	BRK	133.0	SE 1	104.2	SE 1	
		159.9	BRK	136.0	SE 1	109.6	SE 1	
		162.7	BRK	138.8	SE 1	119.3	SE 1	
		159.7	BRK	131.1	SE 1	111.5	SE 1	
DSF-606	65.3/63.3	161.0	BRK	113.7	SE 1	120.6	SE 1	PASS
		161.7	BRK	118.7	SE 1	133.6	SE 1	
		162.3	BRK	119.6	SE 1	129.4	SE 1	
		160.3	BRK	131.5	SE 1	126.0	SE 1	
		151.6	BRK	125.0	SE 1	123.3	SE 1	

(1) PEEL (1) represents outer track or top flap.
(2) PEEL (2) represents inner track or bottom flap.
(3) BREAK CODES BASED ON MODES ILLUSTRATED IN ATTACHED FIGURE.

DFSUM

SUMMARY OF DESTRUCTIVE TEST RESULTS
FUSION METHOD
ETM
TRAILRIDGE 3RD INCREMENT CQA
FLORIDA

SAMPLE NUMBER	THICKNESS mils (top/bottom)	SHEAR STRENGTH (ppi)	SHEAR BREAK CODE (3)	PEEL (1) STRENGTH (ppi)	PEEL (1) BREAK CODE (3)	PEEL (2) STRENGTH (ppi)	PEEL (2) BREAK CODE (3)	REMARKS
DSF-607	63.3/65.1	159.5	BRK	134.2	SE 1	125.2	SE 1	PASS
		160.3	BRK	130.3	SE 1	131.3	SE 1	
		159.8	BRK	131.2	SE 1	131.5	SE 1	
		158.1	BRK	128.3	SE 1	126.8	SE 1	
		155.2	BRK	133.1	SE 1	122.4	SE 1	
DSF-608	62.0/67.1	164.8	BRK	129.0	SE 1	126.4	SE 1	PASS
		164.9	BRK	126.5	SE 1	129.1	SE 1	
		162.3	BRK	133.5	SE 1	130.8	SE 1	
		164.3	BRK	127.5	SE 1	132.0	SE 1	
		159.6	BRK	131.0	SE 1	129.8	SE 1	
DSF-609	64.7/66.7	167.5	BRK	140.4	SE 1	134.8	SE 1	PASS
		168.2	BRK	140.5	SE 1	132.6	SE 1	
		167.9	BRK	138.8	SE 1	130.9	SE 1	
		167.7	BRK	138.6	SE 1	126.2	SE 1	
		159.1	BRK	132.8	SE 1	128.6	SE 1	
DSF-610	64.3/64.7	164.2	BRK	119.1	SE 1	126.9	SE 1	PASS
		164.7	BRK	133.0	SE 1	121.8	SE 1	
		164.1	BRK	131.5	SE 1	122.0	SE 1	
		163.2	BRK	127.3	SE 1	123.2	SE 1	
		158.7	BRK	119.6	SE 1	112.6	SE 1	
DSF-611	65.6/62.3	162.1	BRK	125.4	SE 1	111.6	SE 1	PASS
		162.8	BRK	134.9	SE 1	122.0	SE 1	
		161.9	BRK	136.7	SE 1	119.1	SE 1	
		161.1	BRK	131.5	SE 1	130.0	SE 1	
		158.5	BRK	136.4	SE 1	124.2	SE 1	
DSF-612	64.3/63.7	163.6	BRK	134.7	SE 1	128.0	SE 1	PASS
		163.4	BRK	133.6	SE 1	133.0	SE 1	
		163.7	BRK	136.8	SE 1	136.6	SE 1	
		162.5	BRK	137.5	SE 1	133.6	SE 1	
		160.0	BRK	140.3	SE 1	131.3	SE 1	
DSF-613	62.0/64.2	162.1	BRK	130.8	SE 1	127.6	SE 1	PASS
		162.4	BRK	136.7	SE 1	130.8	SE 1	
		162.5	BRK	137.7	SE 1	133.5	SE 1	
		161.3	BRK	139.8	SE 1	130.9	SE 1	
		160.5	BRK	139.0	SE 1	130.2	SE 1	

(1) PEEL (1) represents outer track or top flap.

(2) PEEL (2) represents inner track or bottom flap.

(3) BREAK CODES BASED ON MODES ILLUSTRATED IN ATTACHED FIGURE.

DFSUM

SUMMARY OF DESTRUCTIVE TEST RESULTS
FUSION METHOD
ETM
TRAILRIDGE 3RD INCREMENT CQA
FLORIDA

SAMPLE NUMBER	THICKNESS mils (top/bottom)	SHEAR STRENGTH (ppi)	SHEAR BREAK CODE (3)	PEEL (1) STRENGTH (ppi)	PEEL (1) BREAK CODE (3)	PEEL (2) STRENGTH (ppi)	PEEL (2) BREAK CODE (3)	REMARKS
DSF-614	63.3/64.3	161.1	BRK	136.5	SE 1	117.8	SE 1	PASS
		162.0	BRK	120.4	SE 1	136.8	SE 1	
		162.2	BRK	136.3	SE 1	137.9	SE 1	
		161.8	BRK	137.6	SE 1	122.3	SE 1	
		161.8	BRK	134.6	SE 1	125.0	SE 1	
DSF-615	64.0/63.7	150.8	BRK	128.0	SE 1	130.9	SE 1	PASS
		156.7	BRK	125.7	SE 1	129.9	SE 1	
		156.3	BRK	129.6	SE 1	123.3	SE 1	
		157.0	BRK	130.6	SE 1	133.8	SE 1	
		154.6	BRK	127.3	SE 1	133.3	SE 1	
DSF-616	64.7/64.4	152.9	BRK	142.1	SE 1	126.6	SE 1	PASS
		156.4	BRK	132.3	SE 1	131.4	SE 1	
		155.5	BRK	109.7	SE 1	113.4	SE 1	
		153.4	BRK	112.0	SE 1	120.6	SE 1	
		154.0	BRK	123.0	SE 1	117.6	SE 1	
DSF-617	66.8/64.3	159.2	BRK	137.8	SE 1	129.4	SE 1	PASS
		157.5	BRK	127.6	SE 1	129.8	SE 1	
		158.4	BRK	129.6	SE 1	133.0	SE 1	
		157.3	BRK	135.1	SE 1	119.5	SE 1	
		156.1	BRK	131.2	SE 1	132.4	SE 1	
DSF-618	68.7/63.2	160.6	BRK	129.2	SE 1	143.6	SE 1	PASS
		160.8	BRK	129.5	SE 1	141.9	SE 1	
		157.2	BRK	130.2	SE 1	140.8	SE 1	
		157.8	BRK	135.3	SE 1	139.0	SE 1	
		158.0	BRK	133.9	SE 1	137.2	SE 1	
DSF-619	68.6/63.3	163.6	BRK	115.1	SE 1	120.3	SE 1	PASS
		163.1	BRK	119.9	SE 1	123.6	SE 1	
		160.7	BRK	117.9	SE 1	116.8	SE 1	
		159.7	BRK	106.3	SE 1	117.1	SE 1	
		158.3	BRK	107.6	SE 1	131.1	SE 1	
DSF-620	62.5/64.5	157.7	BRK	130.4	SE 1	118.9	SE 1	PASS
		154.7	BRK	131.3	SE 1	123.9	SE 1	
		156.6	BRK	135.1	SE 1	124.5	SE 1	
		154.9	BRK	137.7	SE 1	127.2	SE 1	
		155.0	BRK	136.9	SE 1	127.8	SE 1	

(1) PEEL (1) represents outer track or top flap.
(2) PEEL (2) represents inner track or bottom flap.
(3) BREAK CODES BASED ON MODES ILLUSTRATED IN ATTACHED FIGURE.

DFSUM

SUMMARY OF DESTRUCTIVE TEST RESULTS
FUSION METHOD
ETM
TRAILRIDGE 3RD INCREMENT CQA
FLORIDA

SAMPLE NUMBER	THICKNESS mils (top/bottom)	SHEAR STRENGTH (ppi)	SHEAR BREAK CODE (3)	PEEL (1) STRENGTH (ppi)	PEEL (1) BREAK CODE (3)	PEEL (2) STRENGTH (ppi)	PEEL (2) BREAK CODE (3)	REMARKS
DSF-621	61.7/64.4	161.2	BRK	140.0	SE 1	123.5	SE 1	PASS
		161.6	BRK	137.8	SE 1	121.9	SE 1	
		160.7	BRK	138.0	SE 1	125.4	SE 1	
		161.3	BRK	137.8	SE 1	116.1	SE 1	
		159.9	BRK	137.2	SE 1	133.1	SE 1	
DSF-622	64.4/65.0	169.2	BRK	123.5	SE 1	128.8	SE 1	PASS
		170.4	BRK	135.5	SE 1	134.4	SE 1	
		169.6	BRK	112.8	SE 1	130.2	SE 1	
		168.1	BRK	118.3	SE 1	134.5	SE 1	
		166.9	BRK	129.9	SE 1	127.4	SE 1	
DSF-623	65.8/61.5	160.0	BRK	128.7	SE 1	136.0	SE 1	PASS
		161.0	BRK	129.0	SE 1	130.2	SE 1	
		159.0	BRK	123.7	SE 1	136.0	SE 1	
		158.0	BRK	124.7	SE 1	127.0	SE 1	
		158.5	BRK	129.7	SE 1	131.0	SE 1	
DSF-624	63.0/64.2	156.0	BRK	140.7	SE 1	127.7	SE 1	PASS
		157.7	BRK	136.2	SE 1	112.0	SE 1	
		158.2	BRK	121.7	SE 1	140.5	SE 1	
		158.5	BRK	139.5	SE 1	141.7	SE 1	
		157.5	BRK	139.2	SE 1	144.0	SE 1	

(1) PEEL (1) represents outer track or top flap.
(2) PEEL (2) represents inner track or bottom flap.
(3) BREAK CODES BASED ON MODES ILLUSTRATED IN ATTACHED FIGURE.

DFSUM

SUMMARY OF DESTRUCTIVE TEST RESULTS
FUSION METHOD
ETM
TRAILRIDGE 3RD INCREMENT CQA
FLORIDA

SAMPLE NUMBER	THICKNESS mils (top/bottom)	SHEAR STRENGTH (ppi)	SHEAR BREAK CODE (3)	PEEL (1) STRENGTH (ppi)	PEEL (1) BREAK CODE (3)	PEEL (2) STRENGTH (ppi)	PEEL (2) BREAK CODE (3)	REMARKS
DSF-700	66.8/63.0	162.6	BRK	133.3	SE 1	134.0	SE 1	PASS
		162.2	BRK	135.7	SE 1	133.5	SE 1	
		162.5	BRK	128.0	SE 1	134.2	SE 1	
		163.2	BRK	136.4	SE 1	140.0	SE 1	
		161.2	BRK	142.7	SE 1	131.5	SE 1	
DSF-701	62.4/63.5	161.7	BRK	120.7	SE 1	129.8	SE 1	PASS
		161.4	BRK	121.1	SE 1	131.7	SE 1	
		161.9	BRK	129.7	SE 1	130.7	SE 1	
		162.3	BRK	128.4	SE 1	128.3	SE 1	
		161.2	BRK	126.2	SE 1	123.6	SE 1	
DSF-702	63.3/66.2	158.6	BRK	138.0	SE 1	129.8	SE 1	PASS
		158.7	BRK	136.2	SE 1	124.8	SE 1	
		158.6	BRK	137.2	SE 1	128.0	SE 1	
		159.4	BRK	142.3	SE 1	135.6	SE 1	
		157.8	BRK	140.6	SE 1	135.4	SE 1	
DSF-703	64.4/66.3	165.8	BRK	129.2	SE 1	133.2	SE 1	PASS
		166.3	BRK	128.7	SE 1	133.8	SE 1	
		166.6	BRK	132.1	SE 1	118.2	SE 1	
		166.3	BRK	121.0	SE 1	114.6	SE 1	
		164.4	BRK	134.9	SE 1	124.8	SE 1	
DSF-704	63.3/65.3	166.2	BRK	143.5	SE 1	121.8	SE 1	PASS
		167.2	BRK	113.9	SE 1	117.2	SE 1	
		166.7	BRK	127.0	SE 1	112.9	SE 1	
		167.1	BRK	133.6	SE 1	114.9	SE 1	
		166.5	BRK	127.8	SE 1	120.1	SE 1	
DSF-705	64.3/64.1	162.4	BRK	120.6	SE 1	130.7	SE 1	PASS
		163.0	BRK	121.6	SE 1	128.0	SE 1	
		163.5	BRK	115.6	SE 1	134.5	SE 1	
		163.9	BRK	119.3	SE 1	128.8	SE 1	
		163.3	BRK	130.3	SE 1	128.7	SE 1	
DSF-706	64.2/64.1	162.5	BRK	122.6	SE 1	129.7	SE 1	PASS
		164.2	BRK	124.6	SE 1	133.2	SE 1	
		164.3	BRK	114.2	SE 1	132.3	SE 1	
		163.8	BRK	125.7	SE 1	131.4	SE 1	
		161.4	BRK	124.5	SE 1	130.8	SE 1	

(1) PEEL (1) represents outer track or top flap.

(2) PEEL (2) represents inner track or bottom flap.

(3) BREAK CODES BASED ON MODES ILLUSTRATED IN ATTACHED FIGURE.

DFSUM

SUMMARY OF DESTRUCTIVE TEST RESULTS
FUSION METHOD
ETM
TRAILRIDGE 3RD INCREMENT CQA
FLORIDA

SAMPLE NUMBER	THICKNESS mils (top/bottom)	SHEAR STRENGTH (ppi)	SHEAR BREAK CODE (3)	PEEL (1) STRENGTH (ppi)	PEEL (1) BREAK CODE (3)	PEEL (2) STRENGTH (ppi)	PEEL (2) BREAK CODE (3)	REMARKS
DSF-707	60.1/64.2	159.8	BRK	134.8	SE 1	130.3	SE 1	PASS
		161.5	BRK	129.6	SE 1	124.1	SE 1	
		158.6	BRK	130.1	SE 1	130.8	SE 1	
		160.7	BRK	129.5	SE 1	139.7	SE 1	
		159.3	BRK	129.8	SE 1	131.4	SE 1	
DSF-708	64.3/64.1	163.6	BRK	138.8	SE 1	109.8	SE 1	PASS
		165.0	BRK	136.2	SE 1	126.0	SE 1	
		165.6	BRK	128.8	SE 1	130.4	SE 1	
		164.9	BRK	137.2	SE 1	129.3	SE 1	
		163.0	BRK	135.9	SE 1	131.1	SE 1	
DSF-709	64.8/64.5	168.0	BRK	131.5	SE 1	131.1	SE 1	PASS
		169.2	BRK	133.0	SE 1	132.5	SE 1	
		168.9	BRK	138.4	SE 1	125.0	SE 1	
		168.0	BRK	127.8	SE 1	131.0	SE 1	
		166.1	BRK	137.3	SE 1	133.4	SE 1	
DSF-710	64.7/63.7	164.6	BRK	135.3	SE 1	119.4	SE 1	PASS
		164.9	BRK	137.5	SE 1	123.6	SE 1	
		166.1	BRK	134.4	SE 1	127.9	SE 1	
		165.0	BRK	137.0	SE 1	125.8	SE 1	
		163.0	BRK	124.4	SE 1	116.8	SE 1	
DSF-711	68.1/63.1	163.3	BRK	140.1	SE 1	123.9	SE 1	PASS
		163.5	BRK	135.9	SE 1	134.7	SE 1	
		163.2	BRK	137.3	SE 1	127.5	SE 1	
		162.8	BRK	131.0	SE 1	129.4	SE 1	
		162.1	BRK	132.5	SE 1	125.8	SE 1	
DSF-712	61.5/63.4	160.1	BRK	131.8	SE 1	118.2	SE 1	PASS
		160.8	BRK	135.5	SE 1	126.8	SE 1	
		160.7	BRK	123.4	SE 1	135.6	SE 1	
		161.9	BRK	133.7	SE 1	134.0	SE 1	
		161.6	BRK	141.3	SE 1	136.2	SE 1	
DSF-713	62.8/65.2	162.6	BRK	136.8	SE 1	112.4	SE 1	PASS
		161.3	BRK	130.4	SE 1	113.5	SE 1	
		162.2	BRK	136.4	SE 1	113.8	SE 1	
		162.5	BRK	135.4	SE 1	119.7	SE 1	
		160.6	BRK	125.7	SE 1	112.7	SE 1	

(1) PEEL (1) represents outer track or top flap.

(2) PEEL (2) represents inner track or bottom flap.

(3) BREAK CODES BASED ON MODES ILLUSTRATED IN ATTACHED FIGURE.

DFSUM

SUMMARY OF DESTRUCTIVE TEST RESULTS
FUSION METHOD
ETM
TRAILRIDGE 3RD INCREMENT CQA
FLORIDA

SAMPLE NUMBER	THICKNESS mils (top/bottom)	SHEAR STRENGTH (ppi)	SHEAR BREAK CODE (3)	PEEL (1) STRENGTH (ppi)	PEEL (1) BREAK CODE (3)	PEEL (2) STRENGTH (ppi)	PEEL (2) BREAK CODE (3)	REMARKS
DSF-714	62.6/64.2	162.3	BRK	120.0	SE 1	133.0	SE 1	PASS
		162.2	BRK	123.5	SE 1	132.6	SE 1	
		162.6	BRK	131.2	SE 1	134.5	SE 1	
		162.1	BRK	132.1	SE 1	133.1	SE 1	
		161.0	BRK	117.9	SE 1	122.5	SE 1	
DSF-715	62.0/67.0	166.7	BRK	127.8	SE 1	107.4	SE 1	PASS
		166.8	BRK	127.2	SE 1	110.3	SE 1	
		166.4	BRK	131.7	SE 1	113.0	SE 1	
		166.7	BRK	138.7	SE 1	113.1	SE 1	
		166.3	BRK	138.2	SE 1	118.9	SE 1	
DSF-716	64.9/64.8	168.6	BRK	137.5	SE 1	128.3	SE 1	PASS
		169.6	BRK	130.6	SE 1	131.7	SE 1	
		170.1	BRK	136.1	SE 1	132.1	SE 1	
		169.6	BRK	136.3	SE 1	131.5	SE 1	
		159.8	BRK	134.1	SE 1	136.0	SE 1	
DSF-717	64.6/65.0	171.2	BRK	126.9	SE 1	117.3	SE 1	PASS
		171.8	BRK	135.3	SE 1	125.5	SE 1	
		171.8	BRK	127.9	SE 1	122.4	SE 1	
		170.8	BRK	135.1	SE 1	131.9	SE 1	
		168.7	BRK	119.1	SE 1	125.9	SE 1	
DSF-718	63.8/63.3	163.2	BRK	134.4	SE 1	137.1	SE 1	PASS
		161.4	BRK	120.2	SE 1	132.2	SE 1	
		161.1	BRK	129.1	SE 1	121.8	SE 1	
		162.4	BRK	119.1	SE 1	128.1	SE 1	
		160.1	BRK	134.0	SE 1	125.7	SE 1	
DSF-719	62.8/64.1	172.1	BRK	117.9	SE 1	112.0	SE 1	PASS
		171.2	BRK	119.9	SE 1	115.7	SE 1	
		169.0	BRK	132.8	SE 1	124.9	SE 1	
		168.4	BRK	133.7	SE 1	128.5	SE 1	
		163.6	BRK	131.5	SE 1	115.1	SE 1	
DSF-720	61.8/65.9	163.9	BRK	126.2	SE 1	122.2	SE 1	PASS
		164.4	BRK	124.1	SE 1	132.1	SE 1	
		163.4	BRK	122.9	SE 1	127.9	SE 1	
		162.7	BRK	126.0	SE 1	115.3	SE 1	
		158.5	BRK	130.1	SE 1	109.5	SE 1	

(1) PEEL (1) represents outer track or top flap.
(2) PEEL (2) represents inner track or bottom flap.
(3) BREAK CODES BASED ON MODES ILLUSTRATED IN ATTACHED FIGURE.

DFSUM

SUMMARY OF DESTRUCTIVE TEST RESULTS
FUSION METHOD
ETM
TRAILRIDGE 3RD INCREMENT CQA
FLORIDA

SAMPLE NUMBER	THICKNESS mils (top/bottom)	SHEAR STRENGTH (ppi)	SHEAR BREAK CODE (3)	PEEL (1) STRENGTH (ppi)	PEEL (1) BREAK CODE (3)	PEEL (2) STRENGTH (ppi)	PEEL (2) BREAK CODE (3)	REMARKS
DSF-721	61.1/63.9	163.7	BRK	114.8	SE 1	114.7	SE 1	PASS
		163.9	BRK	115.3	SE 1	126.0	SE 1	
		164.6	BRK	123.6	SE 1	132.4	SE 1	
		162.4	BRK	120.6	SE 1	118.5	SE 1	
		160.2	BRK	110.6	SE 1	118.9	SE 1	
DSF-722	63.1/65.1	160.8	BRK	123.3	SE 1	116.1	SE 1	PASS
		161.4	BRK	125.1	SE 1	117.7	SE 1	
		161.3	BRK	123.2	SE 1	129.9	SE 1	
		161.3	BRK	121.7	SE 1	120.6	SE 1	
		160.4	BRK	127.8	SE 1	118.7	SE 1	
DSF-723	61.6/69.0	162.1	BRK	121.9	SE 1	114.9	SE 1	PASS
		161.6	BRK	121.6	SE 1	130.0	SE 1	
		162.0	BRK	120.8	SE 1	124.9	SE 1	
		161.8	BRK	122.5	SE 1	113.1	SE 1	
		158.9	BRK	127.2	SE 1	108.0	SE 1	
DSF-724	64.6/65.3	167.2	BRK	134.6	SE 1	133.9	SE 1	PASS
		168.5	BRK	130.2	SE 1	134.6	SE 1	
		168.2	BRK	131.4	SE 1	125.7	SE 1	
		169.5	BRK	124.7	SE 1	123.6	SE 1	
		163.3	BRK	108.3	SE 1	115.7	SE 1	
DSF-725	66.4/68.2	172.1	BRK	125.4	SE 1	121.8	SE 1	PASS
		171.6	BRK	122.3	SE 1	126.4	SE 1	
		172.6	BRK	138.8	SE 1	135.2	SE 1	
		173.3	BRK	124.9	SE 1	137.4	SE 1	
		168.1	BRK	117.1	SE 1	132.9	SE 1	
DSF-726	64.3/66.5	161.7	BRK	128.6	SE 1	128.5	SE 1	PASS
		160.5	BRK	137.0	SE 1	127.7	SE 1	
		162.0	BRK	119.0	SE 1	129.4	SE 1	
		162.7	BRK	127.0	SE 1	131.8	SE 1	
		160.3	BRK	131.9	SE 1	131.2	SE 1	
DSF-727A	60.8/61.6	145.6	BRK	109.7	SE 1	113.0	SE 1	PASS
		143.0	BRK	134.6	SE 1	125.2	SE 1	
		145.3	BRK	133.0	SE 1	130.0	SE 1	Retest of DSF-727
		143.8	BRK	125.0	SE 1	123.2	SE 1	DSF-727 FAIL (not shown)
		137.3	BRK	131.6	SE 1	123.1	SE 1	

(1) PEEL (1) represents outer track or top flap.

DFSUM

(2) PEEL (2) represents inner track or bottom flap.

(3) BREAK CODES BASED ON MODES ILLUSTRATED IN ATTACHED FIGURE.

SUMMARY OF DESTRUCTIVE TEST RESULTS
FUSION METHOD
ETM
TRAILRIDGE 3RD INCREMENT CQA
FLORIDA

SAMPLE NUMBER	THICKNESS mils (top/bottom)	SHEAR STRENGTH (ppi)	SHEAR BREAK CODE (3)	PEEL (1) STRENGTH (ppi)	PEEL (1) BREAK CODE (3)	PEEL (2) STRENGTH (ppi)	PEEL (2) BREAK CODE (3)	REMARKS
DSF-727B	64.4/63.6	160.3	BRK	127.4	SE 1	122.7	SE 1	PASS
		160.4	BRK	121.5	SE 1	121.3	SE 1	
		158.9	BRK	127.5	SE 1	126.4	SE 1	Retest of DSF-727
		160.2	BRK	127.1	SE 1	119.2	SE 1	DSF-727 FAIL (not shown)
		159.3	BRK	128.4	SE 1	118.3	SE 1	
DSF-728	64.7/64.8	158.5	BRK	116.3	SE 1	133.8	SE 1	PASS
		159.0	BRK	123.7	SE 1	129.4	SE 1	
		160.7	BRK	119.5	SE 1	135.3	SE 1	
		159.6	BRK	132.7	SE 1	136.5	SE 1	
		159.4	BRK	130.6	SE 1	113.5	SE 1	
DSF-729	62.3/65.4	158.0	BRK	134.1	SE 1	109.0	SE 1	PASS
		158.7	BRK	131.9	SE 1	120.8	SE 1	
		158.7	BRK	128.8	SE 1	112.1	SE 1	
		158.0	BRK	128.7	SE 1	132.2	SE 1	
		159.6	BRK	130.1	SE 1	136.2	SE 1	
DSF-730	62.9/63.5	150.0	BRK	132.2	SE 1	119.6	SE 1	PASS
		150.1	BRK	117.6	SE 1	118.9	SE 1	
		150.1	BRK	117.1	SE 1	119.0	SE 1	
		150.0	BRK	111.7	SE 1	123.7	SE 1	
		150.5	BRK	113.6	SE 1	125.2	SE 1	
DSF-731	65.4/64.7	166.0	BRK	131.1	SE 1	135.7	SE 1	PASS
		165.7	BRK	129.0	SE 1	137.6	SE 1	
		163.9	BRK	137.2	SE 1	135.9	SE 1	
		164.4	BRK	140.5	SE 1	125.4	SE 1	
		164.3	BRK	132.3	SE 1	137.6	SE 1	
DSF-732	64.7/65.3	160.0	BRK	122.4	SE 1	116.5	SE 1	PASS
		160.2	BRK	120.8	SE 1	117.0	SE 1	
		160.5	BRK	125.9	SE 1	128.3	SE 1	
		162.0	BRK	124.3	SE 1	111.2	SE 1	
		161.6	BRK	122.3	SE 1	133.0	SE 1	
DSF-733	63.3/65.4	164.0	BRK	134.3	SE 1	109.8	SE 1	PASS
		165.3	BRK	137.9	SE 1	115.8	SE 1	
		163.9	BRK	128.7	SE 1	124.7	SE 1	
		162.3	BRK	132.9	SE 1	114.2	SE 1	
		160.9	BRK	133.6	SE 1	117.7	SE 1	

(1) PEEL (1) represents outer track or top flap.

(2) PEEL (2) represents inner track or bottom flap.

(3) BREAK CODES BASED ON MODES ILLUSTRATED IN ATTACHED FIGURE.

DFSUM

SECTION L-2

Secondary Extrusion

SUMMARY OF DESTRUCTIVE TEST RESULTS
EXTRUSION METHOD
ETM
TRAILRIDGE 3RD INCREMENT CQA
FLORIDA

SAMPLE NUMBER	THICKNESS mils (top/bottom)	SHEAR STRENGTH (ppi)	SHEAR BREAK CODE (1)	PEEL STRENGTH (ppi)	PEEL BREAK CODE (1)	REMARKS
DSX-300	59.6/57.6	151.0	BRK 1	94.9	SE 3	PASS
		150.5	BRK 1	107.9	SE 3	
		149.8	BRK 1	121.0	SE 3	
		150.8	BRK 1	130.2	SE 3	
		146.1	BRK 1	126.9	SE 3	
DSX-301	58.0/58.6	150.8	BRK 2	142.2	SE 3	PASS
		147.0	SE 2	145.7	SE 3	
		147.5	BRK 2	148.5	SE 3	
		147.8	BRK 2	149.1	SE 3	
		146.1	BRK 1	142.2	SE 3	
DSX-302	64.2/61.7	152.9	BRK 2	133.0	SE 3	PASS
		155.7	BRK 2	141.7	SE 3	
		157.3	BRK 2	124.8	SE 3	
		156.2	BRK 2	116.1	SE 3	
		151.2	BRK 2	145.1	SE 3	
DSX-303	59.2/63.8	156.0	BRK 2	102.6	SE 3	PASS
		155.1	BRK 2	110.1	SE 3	
		154.0	BRK 2	101.1	SE 3	
		151.4	BRK 2	96.1	SE 3	
		153.4	BRK 2	101.5	SE 3	
DSX-304	64.6/65.6	161.2	BRK 2	122.8	SE 3	PASS
		161.5	BRK 2	119.9	SE 3	
		157.2	BRK 2	107.2	SE 3	
		157.5	BRK 2	131.8	SE 3	
		156.4	BRK 2	130.4	SE 3	
DSX-305	60.5/64.0	153.5	BRK 2	111.7	SE 3	PASS
		154.7	BRK 2	83.6	SE 3	
		150.3	BRK 2	105.1	SE 3	
		150.2	BRK 2	91.2	SE 3	
		145.4	BRK 2	111.0	SE 3	

(1) BREAK CODES BASED ON MODES ILLUSTRATED IN ATTACHED FIGURE.

DESUM

SUMMARY OF DESTRUCTIVE TEST RESULTS
EXTRUSION METHOD
ETM
TRAILRIDGE 3RD INCREMENT CQA
FLORIDA

SAMPLE NUMBER	THICKNESS mils (top/bottom)	SHEAR STRENGTH (ppi)	SHEAR BREAK CODE (1)	PEEL STRENGTH (ppi)	PEEL BREAK CODE (1)	REMARKS
DSX-350	59.0/58.1	151.8	BRK 2	106.0	SE 3	PASS
		151.9	BRK 1	116.3	SE 3	
		151.9	BRK 1	98.2	SE 3	
		151.9	BRK 1	91.8	SE 3	
		150.2	BRK 1	98.6	SE 3	
DSX-351	63.6/63.3	160.0	BRK 2	130.5	SE 3	PASS
		161.4	BRK 1	123.3	SE 3	
		162.4	BRK 1	113.5	SE 3	
		160.4	BRK 1	98.4	SE 3	
		160.2	BRK 1	142.5	SE 3	
DSX-352	59.3/61.3	150.6	BRK 2	116.2	SE 3	PASS
		152.1	BRK 2	117.3	SE 3	
		151.4	BRK 2	88.0	SE 3	
		116.0	SE 2	77.7	SE 2	
		146.1	SE 2	120.3	SE 3	
DSX-353	62.8/62.7	155.3	BRK 2	154.1	SE 3	PASS
		156.6	BRK 2	156.2	SE 3	
		156.9	BRK 1	154.3	BRK 2	
		156.3	BRK 2	154.9	SE 3	
		154.1	BRK 1	156.5	SE 2	
DSX-354	58.6/62.6	149.8	SE 2	124.5	SE 3	PASS
		151.2	SE 2	126.2	SE 3	
		155.9	BRK 2	117.2	SE 3	
		155.2	BRK 2	118.5	SE 3	
		150.1	BRK 2	126.6	SE 3	
DSX-355	62.2/63.5	160.2	BRK 2	88.3	SE 3	PASS
		164.6	BRK 1	112.7	SE 3	
		159.0	BRK 2	138.1	SE 3	
		155.7	BRK 2	136.3	SE 3	
		155.4	BRK 2	123.4	SE 3	
DSX-356	52.6/58.2	151.4	BRK 1	87.4	SE 3	PASS
		150.7	BRK 1	126.2	SE 3	
		149.2	BRK 1	98.1	SE 3	
		147.8	BRK 1	86.9	SE 3	
		138.3	BRK 1	99.3	SE 3	

(1) BREAK CODES BASED ON MODES ILLUSTRATED IN ATTACHED FIGURE.

DESUM

SUMMARY OF DESTRUCTIVE TEST RESULTS
EXTRUSION METHOD
ETM
TRAILRIDGE 3RD INCREMENT CQA
FLORIDA

SAMPLE NUMBER	THICKNESS mils (top/bottom)	SHEAR STRENGTH (ppi)	SHEAR BREAK CODE (1)	PEEL STRENGTH (ppi)	PEEL BREAK CODE (1)	REMARKS
DSX-357	-/-	150	BRK 1	141	SE 3	PASS
		144	BRK 1	138	SE 3	FIELD TESTED
		148	BRK 1	142	SE 3	
		150	BRK 1	138	SE 3	
		147	BRK 1	136	SE 3	
DSX-358	-/-	196	BRK 1	79	SE 3	PASS
		196	BRK 1	108	SE 3	FIELD TESTED
		199	BRK 1	110	SE 3	
		141	BRK 1	91	SE 3	
		199	BRK 1	81	SE 3	

(1) BREAK CODES BASED ON MODES ILLUSTRATED IN ATTACHED FIGURE.

DESUM

SUMMARY OF DESTRUCTIVE TEST RESULTS EXTRUSION METHOD
ETM TRAILRIDGE 3RD INCREMENT CQA FLORIDA

SAMPLE NUMBER	THICKNESS mils (top/bottom)	SHEAR STRENGTH (ppi)	SHEAR BREAK CODE (1)	PEEL STRENGTH (ppi)	PEEL BREAK CODE (1)	REMARKS
DSX-600	67.1/60.0	141.4	BRK 1	41.9	**AD 1**	FAIL
		140.1	BRK 1	40.8	**AD 1**	
		140.5	BRK 1	63.1	**AD 1**	Retests were DSX-600A and DSX-600B
		139.3	BRK 1	126.4	SE 3	
		140.5	BRK 1	115.1	SE 3	
DSX-600A	63.9/62.5	143.4	BRK 1	150.0	SE 2	PASS
		148.0	BRK 2	105.8	SE 3	
		149.0	BRK 1	125.3	SE 3	Retest of DSX-600
		146.6	BRK 1	163.6	SE 2	
		150.5	BRK 1	149.6	SE 3	
DSX-600B	62.6/60.0	146.7	BRK 1	117.3	SE 3	PASS
		145.0	BRK 1	104.7	SE 3	
		145.6	BRK 1	116.1	SE 3	Retest of DSX-600
		144.8	BRK 1	94.2	SE 3	
		142.7	BRK 1	92.3	SE 3	
DSX-601	62.6/64.2	151.7	BRK 1	105.0	SE 3	PASS
		151.2	BRK 1	126.2	SE 3	
		150.5	BRK 2	150.1	SE 3	
		152.0	BRK 2	146.4	SE 3	
		155.1	BRK 2	152.8	SE 3	
DSX-602	60.7/65.5	143.6	BRK 2	131.2	SE 3	PASS
		142.7	BRK 2	105.1	SE 3	
		139.9	BRK 2	134.9	SE 3	
		142.8	BRK 2	130.3	SE 3	
		142.0	BRK 2	130.1	SE 3	
DSX-603A	60.3/61.5	141.8	BRK 2	122.6	SE 3	PASS
		146.3	BRK 1	123.3	SE 3	
		147.0	BRK 2	137.7	SE 3	Retest of DSX-603
		146.1	BRK 2	143.8	SE 3	DSX-603 FAIL (not shown)
		146.6	BRK 2	146.0	SE 3	
DSX-603B	61.8/61.9	152.0	BRK 2	89.2	SE 3	PASS
		152.8	BRK 2	96.7	SE 3	
		149.2	BRK 2	103.1	SE 3	Retest of DSX-603
		144.1	BRK 2	103.9	SE 3	DSX-603 FAIL (not shown)
		145.0	BRK 2	99.2	**AD BRK**	

(1) BREAK CODES BASED ON MODES ILLUSTRATED IN ATTACHED FIGURE.

DESUM

SUMMARY OF DESTRUCTIVE TEST RESULTS EXTRUSION METHOD
ETM TRAILRIDGE 3RD INCREMENT CQA FLORIDA

SAMPLE NUMBER	THICKNESS mils (top/bottom)	SHEAR STRENGTH (ppi)	SHEAR BREAK CODE (1)	PEEL STRENGTH (ppi)	PEEL BREAK CODE (1)	REMARKS
DSX-604	62.1/61.8	154.0	BRK 1	113.0	SE 3	PASS
		154.2	BRK 1	105.8	SE 3	
		151.2	BRK 2	99.7	SE 3	
		152.0	SE 2	142.5	SE 3	
		151.0	BRK 2	110.0	SE 3	

(1) BREAK CODES BASED ON MODES ILLUSTRATED IN ATTACHED FIGURE.

DESUM

SUMMARY OF DESTRUCTIVE TEST RESULTS
EXTRUSION METHOD
ETM
TRAILRIDGE 3RD INCREMENT CQA
FLORIDA

SAMPLE NUMBER	THICKNESS mils (top/bottom)	SHEAR STRENGTH (ppi)	SHEAR BREAK CODE (1)	PEEL STRENGTH (ppi)	PEEL BREAK CODE (1)	REMARKS
DSX-700	60.1/60.2	140.7	BRK 1	120.2	SE 3	PASS
		141.6	BRK 1	116.4	SE 3	
		140.9	BRK 1	115.0	SE 3	
		139.8	BRK 1	116.6	SE 3	
		138.1	SE 2	106.4	SE 3	
DSX-701	60.3/60.9	155.0	BRK 2	74.3	SE 3	PASS
		155.8	BRK 2	78.3	SE 3	
		154.6	BRK 2	89.0	SE 3	
		156.3	BRK 2	80.3	SE 3	
		153.4	BRK 1	88.2	SE 3	
DSX-702	60.1/61.5	144.5	BRK 1	113.2	SE 3	PASS
		145.2	BRK 1	102.5	SE 3	
		145.1	BRK 1	94.9	SE 3	
		144.0	BRK 1	119.1	SE 3	
		142.0	BRK 1	97.5	SE 3	
DSX-703	59.0/62.3	147.2	BRK 2	122.0	SE 3	PASS
		145.0	BRK 2	140.5	SE 3	
		143.2	BRK 2	140.7	SE 3	
		137.6	SE 2	128.8	SE 3	
		143.1	BRK 2	136.8	SE 3	
DSX-704	62.5/63.2	149.5	BRK 2	121.0	SE 3	PASS
		151.1	BRK 2	111.3	SE 3	
		151.5	BRK 2	102.6	SE 3	
		151.5	BRK 2	97.8	SE 3	
		149.6	BRK 2	106.0	SE 3	
DSX-705	59.8/64.4	145.8	BRK 2	82.1	SE 3	PASS
		145.2	BRK 2	97.3	SE 3	
		142.7	BRK 2	104.8	SE 3	
		142.6	BRK 2	95.7	SE 3	
		142.1	BRK 2	119.6	SE 3	
DSX-706	-/-	170	BRK	108	SE 3	PASS
		166	BRK	109	SE 3	FIELD TESTED
		170	BRK	120	SE 3	
		170	BRK	107	SE 3	
		165	BRK	116	SE 3	

(1) BREAK CODES BASED ON MODES ILLUSTRATED IN ATTACHED FIGURE.

DESUM

SUMMARY OF DESTRUCTIVE TEST RESULTS
EXTRUSION METHOD
ETM
TRAILRIDGE 3RD INCREMENT CQA
FLORIDA

SAMPLE NUMBER	THICKNESS mils (top/bottom)	SHEAR STRENGTH (ppi)	SHEAR BREAK CODE (1)	PEEL STRENGTH (ppi)	PEEL BREAK CODE (1)	REMARKS
DSX-707	61.6/64.1	152.9	BRK 2	148.3	SE 2	PASS
		154.1	SE 2	154.5	SE 3	
		152.8	BRK 2	155.4	SE 3	
		155.8	BRK 1	153.4	SE 3	
		152.6	BRK 1	117.2	SE 3	

(1) BREAK CODES BASED ON MODES ILLUSTRATED IN ATTACHED FIGURE.

DESUM

SECTION L-3

Primary Fusion

SUMMARY OF DESTRUCTIVE TEST RESULTS
FUSION METHOD
ETM
TRAILRIDGE 3RD INCREMENT CQA
FLORIDA

SAMPLE NUMBER	THICKNESS mils (top/bottom)	SHEAR STRENGTH (ppi)	SHEAR BREAK CODE (3)	PEEL (1) STRENGTH (ppi)	PEEL (1) BREAK CODE (3)	PEEL (2) STRENGTH (ppi)	PEEL (2) BREAK CODE (3)	REMARKS
DPF-300	63.8/66.2	171.9	BRK	122.0	SE 1	133.1	SE 1	PASS
		172.5	BRK	114.3	SE 1	141.8	SE 1	
		171.0	BRK	142.0	SE 1	134.2	SE 1	
		170.1	BRK	122.7	SE 1	136.6	SE 1	
		161.1	BRK	141.0	SE 1	134.1	SE 1	
DPF-301	63.4/64.3	165.2	BRK	139.0	SE 1	134.8	SE 1	PASS
		166.0	BRK	130.5	SE 1	137.8	SE 1	
		165.5	BRK	136.4	SE 1	125.3	SE 1	
		159.8	BRK	132.8	SE 1	125.5	SE 1	
		163.2	BRK	138.4	SE 1	124.2	SE 1	
DPF-302	65.2/65.7	173.5	BRK	131.9	SE 1	115.7	SE 1	PASS
		172.3	BRK	143.7	SE 1	131.6	SE 1	
		170.9	BRK	140.7	SE 1	130.6	SE 1	
		169.9	BRK	135.7	SE 1	138.9	SE 1	
		161.7	BRK	135.7	SE 1	138.7	SE 1	
DPF-303	66.0/61.6	162.2	BRK	137.7	SE 1	132.6	SE 1	PASS
		161.0	BRK	136.2	SE 1	119.2	SE 1	
		163.4	BRK	132.9	SE 1	135.7	SE 1	
		161.4	BRK	130.4	SE 1	125.5	SE 1	
		157.5	BRK	134.1	SE 1	126.7	SE 1	
DPF-304	66.1/64.3	164.4	BRK	132.8	SE 1	143.0	SE 1	PASS
		157.4	BRK	136.2	SE 1	125.8	SE 1	
		160.9	BRK	136.1	SE 1	139.9	SE 1	
		159.6	BRK	137.0	SE 1	131.3	SE 1	
		161.3	BRK	141.4	SE 1	129.6	SE 1	
DPF-305	66.2/65.2	172.5	BRK	138.5	SE 1	128.5	SE 1	PASS
		171.0	BRK	131.9	SE 1	129.0	SE 1	
		166.3	BRK	140.0	SE 1	134.6	SE 1	
		171.1	BRK	133.3	SE 1	127.7	SE 1	
		169.7	BRK	129.7	SE 1	125.3	SE 1	
DPF-306	65.0/62.8	162.6	BRK	140.0	SE 1	132.2	SE 1	PASS
		168.3	BRK	131.0	SE 1	131.0	SE 1	
		169.7	BRK	143.1	SE 1	128.1	SE 1	
		170.0	BRK	131.5	SE 1	125.9	SE 1	
		164.7	BRK	134.3	SE 1	132.7	SE 1	

(1) PEEL (1) represents outer track or top flap.

DFSUM

(2) PEEL (2) represents inner track or bottom flap.

(3) BREAK CODES BASED ON MODES ILLUSTRATED IN ATTACHED FIGURE.

SUMMARY OF DESTRUCTIVE TEST RESULTS
FUSION METHOD
ETM
TRAILRIDGE 3RD INCREMENT CQA
FLORIDA

SAMPLE NUMBER	THICKNESS mils (top/bottom)	SHEAR STRENGTH (ppi)	SHEAR BREAK CODE (3)	PEEL (1) STRENGTH (ppi)	PEEL (1) BREAK CODE (3)	PEEL (2) STRENGTH (ppi)	PEEL (2) BREAK CODE (3)	REMARKS
DPF-307	64.5/62.3	164.9	BRK	124.3	SE 1	124.3	SE 1	PASS
		165.6	BRK	142.8	SE 1	135.8	SE 1	
		166.9	BRK	145.8	SE 1	129.4	SE 1	
		166.4	BRK	116.4	SE 1	133.1	SE 1	
		161.9	BRK	141.3	SE 1	137.8	SE 1	
DPF-308	66.0/63.0	165.2	BRK	132.2	SE 1	135.3	SE 1	PASS
		165.2	BRK	144.3	SE 1	122.7	SE 1	
		164.9	BRK	135.9	SE 1	139.8	SE 1	
		164.4	BRK	135.8	SE 1	135.0	SE 1	
		163.3	BRK	141.4	SE 1	138.9	SE 1	
DPF-309	65.6/64.2	166.5	BRK	118.6	SE 1	125.1	SE 1	PASS
		165.7	BRK	140.7	SE 1	133.8	SE 1	
		161.3	BRK	141.7	SE 1	132.5	SE 1	
		167.2	BRK	138.5	SE 1	138.0	SE 1	
		165.6	BRK	132.5	SE 1	135.7	SE 1	
DPF-310	64.7/63.7	169.3	BRK	142.7	SE 1	132.3	SE 1	PASS
		169.6	BRK	144.6	SE 1	135.1	SE 1	
		170.6	BRK	133.0	SE 1	129.8	SE 1	
		171.6	BRK	145.3	SE 1	136.9	SE 1	
		169.9	BRK	142.5	SE 1	140.9	SE 1	
DPF-311	65.4/62.6	167.8	BRK	127.5	SE 1	127.9	SE 1	PASS
		167.4	BRK	139.7	SE 1	139.3	SE 1	
		168.2	BRK	133.6	SE 1	133.7	SE 1	
		167.2	BRK	132.3	SE 1	134.7	SE 1	
		166.4	BRK	134.3	SE 1	135.4	SE 1	
DPF-312	64.4/61.2	165.2	BRK	136.3	SE 1	122.1	SE 1	PASS
		166.7	BRK	131.4	SE 1	127.7	SE 1	
		166.7	BRK	142.1	SE 1	136.0	SE 1	
		168.7	BRK	138.2	SE 1	131.6	SE 1	
		167.7	BRK	142.5	SE 1	129.7	SE 1	
DPF-313	64.8/63.6	168.4	BRK	126.6	SE 1	131.3	SE 1	PASS
		169.2	BRK	134.4	SE 1	136.7	SE 1	
		167.8	BRK	129.2	SE 1	142.2	SE 1	
		167.4	BRK	132.4	SE 1	135.4	SE 1	
		164.9	BRK	127.2	SE 1	129.8	SE 1	

(1) PEEL (1) represents outer track or top flap.
(2) PEEL (2) represents inner track or bottom flap.
(3) BREAK CODES BASED ON MODES ILLUSTRATED IN ATTACHED FIGURE.

DFSUM

SUMMARY OF DESTRUCTIVE TEST RESULTS
FUSION METHOD
ETM
TRAILRIDGE 3RD INCREMENT CQA
FLORIDA

SAMPLE NUMBER	THICKNESS mils (top/bottom)	SHEAR STRENGTH (ppi)	SHEAR BREAK CODE (3)	PEEL (1) STRENGTH (ppi)	PEEL (1) BREAK CODE (3)	PEEL (2) STRENGTH (ppi)	PEEL (2) BREAK CODE (3)	REMARKS
DPF-314	65.8/64.5	165.1	BRK	122.5	SE 1	138.3	SE 1	PASS
		166.9	BRK	129.8	SE 1	142.0	SE 1	
		165.2	BRK	135.1	SE 1	141.5	SE 1	
		166.3	BRK	135.9	SE 1	123.4	SE 1	
		164.3	BRK	141.6	SE 1	133.6	SE 1	
DPF-315	65.7/63.4	167.9	BRK	118.3	SE 1	116.8	SE 1	PASS
		167.3	BRK	139.3	SE 1	124.9	SE 1	
		167.1	BRK	115.6	SE 1	120.2	SE 1	
		165.0	BRK	137.1	SE 1	133.3	SE 1	
		162.6	BRK	141.3	SE 1	132.3	SE 1	
DPF-316	65.0/63.0	165.4	BRK	135.8	SE 1	116.1	SE 1	PASS
		165.3	BRK	135.2	SE 1	108.4	SE 1	
		166.1	BRK	129.4	SE 1	137.2	SE 1	
		166.3	BRK	134.0	SE 1	132.7	SE 1	
		165.0	BRK	134.8	SE 1	111.5	SE 1	
DPF-317	63.8/61.3	160.4	BRK	141.9	SE 1	140.3	SE 1	PASS
		161.8	BRK	125.3	SE 1	138.7	SE 1	
		160.1	BRK	144.7	SE 1	113.1	SE 1	
		161.8	BRK	131.6	SE 1	115.5	SE 1	
		161.2	BRK	124.5	SE 1	116.3	SE 1	
DPF-318	64.5/62.0	164.5	BRK	139.8	SE 1	131.6	SE 1	PASS
		165.7	BRK	130.0	SE 1	122.0	SE 1	
		165.9	BRK	125.2	SE 1	130.0	SE 1	
		166.0	BRK	137.0	SE 1	135.0	SE 1	
		163.4	BRK	140.7	SE 1	133.2	SE 1	
DPF-319	64.6/64.5	168.4	BRK	130.2	SE 1	125.6	SE 1	PASS
		167.0	BRK	130.5	SE 1	130.6	SE 1	
		167.8	BRK	134.3	SE 1	124.4	SE 1	
		167.1	BRK	135.3	SE 1	131.2	SE 1	
		162.2	BRK	131.7	SE 1	123.3	SE 1	
DPF-320	66.4/66.0	166.2	BRK	133.6	SE 1	130.4	SE 1	PASS
		166.6	BRK	135.7	SE 1	121.3	SE 1	
		165.3	BRK	132.9	SE 1	121.8	SE 1	
		164.3	BRK	141.4	SE 1	138.4	SE 1	
		159.4	BRK	132.0	SE 1	131.8	SE 1	

(1) PEEL (1) represents outer track or top flap.
(2) PEEL (2) represents inner track or bottom flap.
(3) BREAK CODES BASED ON MODES ILLUSTRATED IN ATTACHED FIGURE.

DFSUM

SUMMARY OF DESTRUCTIVE TEST RESULTS
FUSION METHOD
ETM
TRAILRIDGE 3RD INCREMENT CQA
FLORIDA

SAMPLE NUMBER	THICKNESS mils (top/bottom)	SHEAR STRENGTH (ppi)	SHEAR BREAK CODE (3)	PEEL (1) STRENGTH (ppi)	PEEL (1) BREAK CODE (3)	PEEL (2) STRENGTH (ppi)	PEEL (2) BREAK CODE (3)	REMARKS
DPF-321	66.2/65.3	166.4	BRK	124.2	SE 1	138.5	SE 1	PASS
		166.5	BRK	129.6	SE 1	131.1	SE 1	
		166.4	BRK	129.7	SE 1	138.3	SE 1	
		164.6	BRK	133.1	SE 1	138.6	SE 1	
		160.9	BRK	132.9	SE 1	140.0	SE 1	
DPF-322	65.6/64.4	168.3	BRK	136.2	SE 1	137.8	SE 1	PASS
		166.9	BRK	139.0	SE 1	145.2	SE 1	
		165.9	BRK	136.2	SE 1	143.1	SE 1	
		164.6	BRK	136.4	SE 1	129.3	SE 1	
		160.0	BRK	126.9	SE 1	130.3	SE 1	
DPF-323	66.0/64.5	167.4	BRK	133.2	SE 1	139.6	SE 1	PASS
		168.1	BRK	135.3	SE 1	140.4	SE 1	
		166.7	BRK	122.4	SE 1	139.8	SE 1	
		166.0	BRK	114.2	SE 1	137.4	SE 1	
		160.6	BRK	130.0	SE 1	131.7	SE 1	
DPF-324	67.0/62.7	166.7	BRK	135.4	SE 1	134.5	SE 1	PASS
		166.6	BRK	134.4	SE 1	125.0	SE 1	
		165.9	BRK	140.5	SE 1	131.1	SE 1	
		164.9	BRK	127.4	SE 1	124.7	SE 1	
		160.4	BRK	138.3	SE 1	128.8	SE 1	
DPF-325	61.5/62.0	155.6	BRK	134.7	SE 1	134.3	SE 1	PASS
		155.9	BRK	143.2	SE 1	134.8	SE 1	
		155.1	BRK	142.4	SE 1	128.6	SE 1	
		153.9	BRK	136.8	SE 1	110.2	SE 1	
		148.9	BRK	139.6	SE 1	126.7	SE 1	
DPF-326	64.3/64.6	164.6	BRK	133.2	SE 1	130.3	SE 1	PASS
		166.0	BRK	126.4	SE 1	132.1	SE 1	
		166.4	BRK	137.6	SE 1	139.4	SE 1	
		163.8	BRK	138.4	SE 1	132.6	SE 1	
		164.1	BRK	137.9	SE 1	137.3	SE 1	
DPF-327	66.4/66.0	171.5	BRK	135.1	SE 1	135.8	SE 1	PASS
		172.8	BRK	135.3	SE 1	133.0	SE 1	
		172.8	BRK	139.7	SE 1	147.4	SE 1	
		170.7	BRK	144.9	SE 1	137.0	SE 1	
		172.0	BRK	139.5	SE 1	137.4	SE 1	

(1) PEEL (1) represents outer track or top flap.
(2) PEEL (2) represents inner track or bottom flap.
(3) BREAK CODES BASED ON MODES ILLUSTRATED IN ATTACHED FIGURE.

DFSUM

SUMMARY OF DESTRUCTIVE TEST RESULTS
FUSION METHOD
ETM
TRAILRIDGE 3RD INCREMENT CQA
FLORIDA

SAMPLE NUMBER	THICKNESS mils (top/bottom)	SHEAR STRENGTH (ppi)	SHEAR BREAK CODE (3)	PEEL (1) STRENGTH (ppi)	PEEL (1) BREAK CODE (3)	PEEL (2) STRENGTH (ppi)	PEEL (2) BREAK CODE (3)	REMARKS
DPF-328	66.4/64.8	169.3	BRK	134.0	SE 1	127.1	SE 1	PASS
		168.0	BRK	138.3	SE 1	126.2	SE 1	
		166.1	BRK	137.9	SE 1	131.8	SE 1	
		168.4	BRK	134.8	SE 1	143.2	SE 1	
		167.2	BRK	135.2	SE 1	132.4	SE 1	
DPF-329	66.4/65.1	168.5	BRK	130.1	SE 1	143.6	SE 1	PASS
		167.8	BRK	133.0	SE 1	143.0	SE 1	
		168.1	BRK	130.1	SE 1	140.7	SE 1	
		166.6	BRK	132.0	SE 1	142.2	SE 1	
		164.7	BRK	129.0	SE 1	143.5	SE 1	
DPF-330	-/-	205.0	BRK	148.0	SE 1	155.0	SE 1	PASS
		205.0	BRK	136.0	SE 1	138.0	SE 1	FIELD TESTED
		204.0	BRK	141.0	SE 1	119.0	SE 1	
		204.0	BRK	147.0	SE 1	155.0	SE 1	
		207.0	BRK	138.0	SE 1	147.0	SE 1	
DPF-331	-/-	192.0	BRK	134.0	SE 1	144.0	SE 1	PASS
		189.0	BRK	129.0	SE 1	150.0	SE 1	FIELD TESTED
		189.0	BRK	143.0	SE 1	142.0	SE 1	
		190.0	BRK	130.0	SE 1	136.0	SE 1	
		188.0	BRK	130.0	SE 1	136.0	SE 1	
DPF-332	-/-	191.0	BRK	135.0	SE 1	144.0	SE 1	PASS
		191.0	BRK	150.0	SE 1	130.0	SE 1	FIELD TESTED
		188.0	BRK	133.0	SE 1	123.0	SE 1	
		192.0	BRK	153.0	SE 1	121.0	SE 1	
		191.0	BRK	145.0	SE 1	130.0	SE 1	
DPF-333	-/-	183.0	BRK	126.0	SE 1	128.0	SE 1	PASS
		177.0	BRK	156.0	SE 1	146.0	SE 1	FIELD TESTED
		179.0	BRK	130.0	SE 1	137.0	SE 1	
		181.0	BRK	139.0	SE 1	141.0	SE 1	
		179.0	BRK	145.0	SE 1	125.0	SE 1	
DPF-334	-/-	187.0	BRK	149.0	SE 1	150.0	SE 1	PASS
		187.0	BRK	155.0	SE 1	144.0	SE 1	FIELD TESTED
		186.0	BRK	147.0	SE 1	140.0	SE 1	
		185.0	BRK	147.0	SE 1	130.0	SE 1	
		184.0	BRK	150.0	SE 1	145.0	SE 1	

(1) PEEL (1) represents outer track or top flap.

(2) PEEL (2) represents inner track or bottom flap.

(3) BREAK CODES BASED ON MODES ILLUSTRATED IN ATTACHED FIGURE.

DFSUM

SUMMARY OF DESTRUCTIVE TEST RESULTS
FUSION METHOD
ETM
TRAILRIDGE 3RD INCREMENT CQA
FLORIDA

SAMPLE NUMBER	THICKNESS mils (top/bottom)	SHEAR STRENGTH (ppi)	SHEAR BREAK CODE (3)	PEEL (1) STRENGTH (ppi)	PEEL (1) BREAK CODE (3)	PEEL (2) STRENGTH (ppi)	PEEL (2) BREAK CODE (3)	REMARKS
DPF-335	-/-	180.0	BRK	151.0	SE 1	141.0	SE 1	PASS
		180.0	BRK	143.0	SE 1	151.0	SE 1	FIELD TESTED
		181.0	BRK	156.0	SE 1	144.0	SE 1	
		177.0	BRK	147.0	SE 1	136.0	SE 1	
		179.0	BRK	144.0	SE 1	146.0	SE 1	

(1) PEEL (1) represents outer track or top flap.
(2) PEEL (2) represents inner track or bottom flap.
(3) BREAK CODES BASED ON MODES ILLUSTRATED IN ATTACHED FIGURE.

DFSUM

SUMMARY OF DESTRUCTIVE TEST RESULTS
FUSION METHOD
ETM
TRAILRIDGE 3RD INCREMENT CQA
FLORIDA

SAMPLE NUMBER	THICKNESS mils (top/bottom)	SHEAR STRENGTH (ppi)	SHEAR BREAK CODE (3)	PEEL (1) STRENGTH (ppi)	PEEL (1) BREAK CODE (3)	PEEL (2) STRENGTH (ppi)	PEEL (2) BREAK CODE (3)	REMARKS
DPF-350	64.0/62.4	164.7	BRK	136.6	SE 1	120.0	SE 1	PASS
		166.8	BRK	127.0	SE 1	121.0	SE 1	
		167.1	BRK	122.4	SE 1	126.3	SE 1	
		168.0	BRK	131.1	SE 1	128.5	SE 1	
		163.7	BRK	131.2	SE 1	134.0	SE 1	
DPF-351	67.4/62.5	171.0	BRK	138.4	SE 1	139.9	SE 1	PASS
		170.3	BRK	141.2	SE 1	123.0	SE 1	
		170.3	BRK	139.5	SE 1	121.9	SE 1	
		168.8	BRK	136.8	SE 1	115.3	SE 1	
		160.9	BRK	135.9	SE 1	115.1	SE 1	
DPF-352	60.0/62.9	161.4	BRK	127.8	SE 1	131.9	SE 1	PASS
		160.9	BRK	133.6	SE 1	126.9	SE 1	
		159.1	BRK	133.3	SE 1	106.4	SE 1	
		161.2	BRK	131.4	SE 1	111.5	SE 1	
		160.1	BRK	129.8	SE 1	120.4	SE 1	
DPF-353	62.0/62.0	167.1	BRK	129.2	SE 1	128.6	SE 1	PASS
		166.6	BRK	122.3	SE 1	127.4	SE 1	
		166.4	BRK	124.6	SE 1	131.1	SE 1	
		166.6	BRK	119.5	SE 1	121.4	SE 1	
		162.4	BRK	122.4	SE 1	130.4	SE 1	
DPF-354	62.5/64.0	169.1	BRK	121.9	SE 1	132.0	SE 1	PASS
		169.8	BRK	124.7	SE 1	125.2	SE 1	
		169.1	BRK	134.5	SE 1	118.1	SE 1	
		168.7	BRK	132.4	SE 1	127.4	SE 1	
		166.6	BRK	130.1	SE 1	125.7	SE 1	
DPF-355	62.9/63.2	170.5	BRK	113.9	SE 1	128.6	SE 1	PASS
		165.6	BRK	121.4	SE 1	125.0	SE 1	
		168.3	BRK	110.4	SE 1	138.7	SE 1	
		162.9	BRK	114.5	SE 1	130.1	SE 1	
		159.8	BRK	122.3	SE 1	134.1	SE 1	
DPF-356	63.0/64.3	172.5	BRK	143.0	SE 1	131.2	SE 1	PASS
		171.8	BRK	119.1	SE 1	111.0	SE 1	
		172.3	BRK	124.2	SE 1	135.0	SE 1	
		171.4	BRK	132.3	SE 1	118.5	SE 1	
		169.6	BRK	136.6	SE 1	135.0	SE 1	

(1) PEEL (1) represents outer track or top flap.

(2) PEEL (2) represents inner track or bottom flap.

(3) BREAK CODES BASED ON MODES ILLUSTRATED IN ATTACHED FIGURE.

DFSUM

SUMMARY OF DESTRUCTIVE TEST RESULTS
FUSION METHOD
ETM
TRAILRIDGE 3RD INCREMENT CQA
FLORIDA

SAMPLE NUMBER	THICKNESS mils (top/bottom)	SHEAR STRENGTH (ppi)	SHEAR BREAK CODE (3)	PEEL (1) STRENGTH (ppi)	PEEL (1) BREAK CODE (3)	PEEL (2) STRENGTH (ppi)	PEEL (2) BREAK CODE (3)	REMARKS
DPF-357	64.3/63.2	169.3	SE2	124.4	SE 1	123.6	SE 1	PASS
		166.7	BRK	125.1	SE 1	126.2	SE 1	
		165.5	SE2	123.0	SE 1	134.8	SE 1	
		165.8	BRK	132.1	SE 1	132.6	SE 1	
		169.3	BRK	122.8	SE 1	128.1	SE 1	
DPF-358	63.2/63.6	166.3	BRK	120.8	SE 1	119.4	SE 1	PASS
		168.6	BRK	136.3	SE 1	114.4	SE 1	
		167.0	BRK	128.8	SE 1	116.0	AD-BRK	
		166.6	BRK	121.1	SE 1	119.1	SE 1	
		163.5	BRK	129.4	SE 1	130.6	SE 1	
DPF-359	63.4/64.4	162.1	BRK	131.4	SE 1	142.1	SE 1	PASS
		162.8	BRK	128.6	SE 1	141.6	SE 1	
		163.5	BRK	136.0	SE 1	138.2	SE 1	
		164.2	BRK	132.7	SE 1	141.5	SE 1	
		157.2	BRK	131.6	SE 1	140.9	SE 1	
DPF-360	64.2/62.5	166.7	BRK	140.2	SE 1	125.3	SE 1	PASS
		167.0	BRK	138.4	SE 1	140.9	SE 1	
		167.6	BRK	130.9	SE 1	121.3	SE 1	
		167.6	BRK	134.5	SE 1	114.7	SE 1	
		156.0	BRK	131.9	SE 1	116.5	SE 1	
DPF-361	63.5/63.1	169.4	BRK	134.5	SE 1	139.4	SE 1	PASS
		170.0	BRK	139.1	SE 1	127.5	SE 1	
		168.8	BRK	133.5	SE 1	120.2	SE 1	
		168.3	BRK	132.7	SE 1	127.2	SE 1	
		162.9	BRK	124.7	SE 1	119.2	SE 1	
DPF-362	63.4/64.5	165.5	BRK	137.9	SE 1	130.8	SE 1	PASS
		165.5	BRK	131.6	SE 1	120.8	SE 1	
		164.9	BRK	132.8	SE 1	131.6	SE 1	
		164.6	BRK	134.7	SE 1	121.0	SE 1	
		159.5	BRK	126.2	SE 1	125.9	SE 1	
DPF-363	63.4/63.6	164.1	BRK	129.3	SE 1	117.7	SE 1	PASS
		165.6	BRK	123.7	SE 1	119.3	SE 1	
		165.5	BRK	130.8	SE 1	116.9	SE 1	
		166.2	BRK	132.3	SE 1	128.0	SE 1	
		156.8	BRK	132.8	SE 1	130.1	SE 1	

(1) PEEL (1) represents outer track or top flap.

DFSUM

(2) PEEL (2) represents inner track or bottom flap.

(3) BREAK CODES BASED ON MODES ILLUSTRATED IN ATTACHED FIGURE.

SUMMARY OF DESTRUCTIVE TEST RESULTS
FUSION METHOD
ETM
TRAILRIDGE 3RD INCREMENT CQA
FLORIDA

SAMPLE NUMBER	THICKNESS mils (top/bottom)	SHEAR STRENGTH (ppi)	SHEAR BREAK CODE (3)	PEEL (1) STRENGTH (ppi)	PEEL (1) BREAK CODE (3)	PEEL (2) STRENGTH (ppi)	PEEL (2) BREAK CODE (3)	REMARKS
DPF-364	64.0/64.7	166.6	BRK	121.2	SE 1	125.2	SE 1	PASS
		165.8	BRK	121.7	SE 1	124.2	SE 1	
		167.7	BRK	125.4	SE 1	146.3	SE 1	
		168.5	BRK	127.6	SE 1	134.6	SE 1	
		169.0	BRK	127.0	SE 1	129.9	SE 1	
DPF-365	64.2/65.6	169.5	BRK	141.8	SE 1	143.8	SE 1	PASS
		170.6	BRK	142.6	SE 1	141.4	SE 1	
		170.2	BRK	146.6	SE 1	138.6	SE 1	
		168.8	BRK	133.9	SE 1	143.2	SE 1	
		169.6	BRK	141.5	SE 1	137.8	SE 1	
DPF-366	65.7/63.9	163.4	BRK	129.1	SE 1	132.7	SE 1	PASS
		163.1	BRK	134.7	SE 1	135.8	SE 1	
		163.0	BRK	126.8	SE 1	126.3	SE 1	
		162.5	BRK	135.0	SE 1	136.1	SE 1	
		162.7	BRK	129.1	SE 1	128.4	SE 1	
DPF-367	65.5/65.6	169.6	BRK	134.3	SE 1	142.7	SE 1	PASS
		168.6	BRK	132.1	SE 1	129.0	SE 1	
		169.9	BRK	137.7	SE 1	143.3	SE 1	
		169.7	BRK	136.3	SE 1	145.7	SE 1	
		170.4	BRK	127.6	SE 1	137.7	SE 1	
DPF-368	64.5/65.5	172.3	BRK	137.0	SE 1	140.0	SE 1	PASS
		172.2	BRK	134.1	SE 1	136.4	SE 1	
		171.8	BRK	131.7	SE 1	141.0	SE 1	
		170.6	BRK	135.0	SE 1	131.2	SE 1	
		170.4	BRK	139.0	SE 1	143.1	SE 1	
DPF-369	64.5/64.4	163.1	BRK	127.3	SE 1	137.3	SE 1	PASS
		163.1	BRK	125.6	SE 1	134.0	SE 1	
		163.3	BRK	131.5	SE 1	131.1	SE 1	
		163.3	BRK	130.7	SE 1	130.9	SE 1	
		164.5	BRK	128.5	SE 1	133.5	SE 1	
DPF-370	66.1/64.9	166.8	BRK	141.7	SE 1	130.6	SE 1	PASS
		164.8	BRK	142.0	SE 1	134.1	SE 1	
		163.0	BRK	141.9	SE 1	130.8	SE 1	
		162.6	BRK	143.1	SE 1	135.6	SE 1	
		160.4	BRK	142.2	SE 1	134.5	SE 1	

(1) PEEL (1) represents outer track or top flap.

DFSUM

(2) PEEL (2) represents inner track or bottom flap.

(3) BREAK CODES BASED ON MODES ILLUSTRATED IN ATTACHED FIGURE.

SUMMARY OF DESTRUCTIVE TEST RESULTS
FUSION METHOD
ETM
TRAILRIDGE 3RD INCREMENT CQA
FLORIDA

SAMPLE NUMBER	THICKNESS mils (top/bottom)	SHEAR STRENGTH (ppi)	SHEAR BREAK CODE (3)	PEEL (1) STRENGTH (ppi)	PEEL (1) BREAK CODE (3)	PEEL (2) STRENGTH (ppi)	PEEL (2) BREAK CODE (3)	REMARKS
DPF-371	66.4/62.4	158.0	BRK	124.8	SE 1	129.1	SE 1	PASS
		156.6	BRK	124.5	SE 1	124.8	SE 1	
		156.9	BRK	141.1	SE 1	131.2	SE 1	
		154.5	BRK	142.0	SE 1	125.4	SE 1	
		156.5	BRK	139.3	SE 1	123.9	SE 1	
DPF-372	66.2/62.1	157.3	BRK	125.6	SE 1	128.0	SE 1	PASS
		159.3	BRK	131.9	SE 1	123.0	SE 1	
		159.6	BRK	135.9	SE 1	127.5	SE 1	
		160.6	BRK	106.4	SE 1	129.6	SE 1	
		159.2	BRK	126.9	SE 1	121.4	SE 1	
DPF-373	67.3/64.5	166.5	BRK	132.3	SE 1	137.0	SE 1	PASS
		165.6	BRK	131.9	SE 1	137.0	SE 1	
		164.6	BRK	132.8	SE 1	140.8	SE 1	
		167.1	BRK	133.8	SE 1	141.8	SE 1	
		167.0	BRK	130.4	SE 1	140.6	SE 1	
DPF-374	65.0/65.8	163.9	BRK	134.0	SE 1	131.2	SE 1	PASS
		163.8	BRK	134.9	SE 1	121.1	SE 1	
		162.4	BRK	125.0	SE 1	114.7	SE 1	
		160.9	BRK	127.6	SE 1	115.1	SE 1	
		161.0	BRK	130.9	SE 1	138.3	SE 1	
DPF-375	65.7/67.6	159.7	BRK	136.9	SE 1	130.3	SE 1	PASS
		161.0	BRK	136.9	SE 1	135.6	SE 1	
		154.4	BRK	134.9	SE 1	134.8	SE 1	
		154.3	BRK	132.2	SE 1	131.4	SE 1	
		155.8	BRK	138.6	SE 1	123.8	SE 1	
DPF-376	66.6/64.6	156.3	BRK	117.3	SE 1	123.5	SE 1	PASS
		157.7	BRK	128.9	SE 1	126.3	SE 1	
		156.9	BRK	117.0	SE 1	116.3	SE 1	
		154.7	BRK	116.4	SE 1	126.3	SE 1	
		158.2	BRK	121.0	SE 1	124.4	SE 1	
DPF-377	66.6/65.3	163.9	BRK	133.6	SE 1	123.9	SE 1	PASS
		163.0	BRK	131.2	SE 1	119.1	SE 1	
		164.4	BRK	131.2	SE 1	131.8	SE 1	
		162.8	BRK	137.2	SE 1	132.5	SE 1	
		164.2	BRK	126.3	SE 1	131.2	SE 1	

(1) PEEL (1) represents outer track or top flap.
(2) PEEL (2) represents inner track or bottom flap.
(3) BREAK CODES BASED ON MODES ILLUSTRATED IN ATTACHED FIGURE.

DFSUM

SUMMARY OF DESTRUCTIVE TEST RESULTS
FUSION METHOD
ETM
TRAILRIDGE 3RD INCREMENT CQA
FLORIDA

SAMPLE NUMBER	THICKNESS mils (top/bottom)	SHEAR STRENGTH (ppi)	SHEAR BREAK CODE (3)	PEEL (1) STRENGTH (ppi)	PEEL (1) BREAK CODE (3)	PEEL (2) STRENGTH (ppi)	PEEL (2) BREAK CODE (3)	REMARKS
DPF-378	64.4/64.3	162.3	BRK	131.3	SE 1	130.0	SE 1	PASS
		162.1	BRK	131.8	SE 1	128.8	SE 1	
		161.7	BRK	131.3	SE 1	127.5	SE 1	
		160.9	BRK	129.1	SE 1	125.4	SE 1	
		161.3	BRK	123.7	SE 1	133.4	SE 1	
DPF-379	63.2/61.8	162.9	BRK	129.7	SE 1	133.4	SE 1	PASS
		162.9	BRK	140.1	SE 1	131.9	SE 1	
		163.0	BRK	135.6	SE 1	131.6	SE 1	
		162.1	BRK	135.4	SE 1	126.8	SE 1	
		160.8	BRK	138.7	SE 1	123.4	SE 1	
DPF-380	62.8/64.0	170.3	BRK	122.5	SE 1	133.9	SE 1	PASS
		170.0	BRK	117.2	SE 1	137.9	SE 1	
		170.5	BRK	129.0	SE 1	129.6	SE 1	
		168.0	BRK	126.1	SE 1	139.2	SE 1	
		164.8	BRK	122.8	SE 1	128.4	SE 1	
DPF-381	65.2/62.6	166.1	BRK	140.4	SE 1	137.1	SE 1	PASS
		166.7	BRK	128.0	SE 1	138.4	SE 1	
		165.7	BRK	141.0	SE 1	136.6	SE 1	
		165.6	BRK	119.5	SE 1	135.0	SE 1	
		161.1	BRK	126.1	SE 1	137.0	SE 1	
DPF-382	64.0/62.8	164.2	BRK	141.0	SE 1	119.6	SE 1	PASS
		164.7	BRK	130.9	SE 1	135.8	SE 1	
		164.8	BRK	127.3	SE 1	135.7	SE 1	
		163.7	BRK	126.6	SE 1	123.6	SE 1	
		158.3	BRK	130.0	SE 1	125.1	SE 1	
DPF-383	63.7/63.6	164.0	BRK	136.0	SE 1	133.9	SE 1	PASS
		167.2	BRK	139.1	SE 1	130.3	SE 1	
		166.8	BRK	134.7	SE 1	134.5	SE 1	
		166.1	BRK	141.1	SE 1	126.7	SE 1	
		164.8	BRK	136.4	SE 1	115.2	SE 1	
DPF-384	-/-	184	BRK	141	SE 1	148	SE 1	PASS
		177	BRK	142	SE 1	144	SE 1	FIELD TESTED
		180	BRK	129	SE 1	145	SE 1	
		178	BRK	140	SE 1	138	SE 1	
		184	BRK	136	SE 1	145	SE 1	

(1) PEEL (1) represents outer track or top flap.
(2) PEEL (2) represents inner track or bottom flap.
(3) BREAK CODES BASED ON MODES ILLUSTRATED IN ATTACHED FIGURE.

DFSUM

SUMMARY OF DESTRUCTIVE TEST RESULTS
FUSION METHOD
ETM
TRAILRIDGE 3RD INCREMENT CQA
FLORIDA

SAMPLE NUMBER	THICKNESS mils (top/bottom)	SHEAR STRENGTH (ppi)	SHEAR BREAK CODE (3)	PEEL (1) STRENGTH (ppi)	PEEL (1) BREAK CODE (3)	PEEL (2) STRENGTH (ppi)	PEEL (2) BREAK CODE (3)	REMARKS
DPF-385	-/-	171	BRK	141	SE 1	142	SE 1	PASS
		174	BRK	141	SE 1	142	SE 1	FIELD TESTED
		170	BRK	127	SE 1	141	SE 1	
		167	BRK	138	SE 1	135	SE 1	
		167	BRK	140	SE 1	139	SE 1	
DPF-386	-/-	163	BRK	136	SE 1	122	SE 1	PASS
		165	BRK	136	SE 1	121	SE 1	FIELD TESTED
		162	BRK	126	SE 1	111	SE 1	
		166	BRK	123	SE 1	123	SE 1	
		167	BRK	129	SE 1	129	SE 1	
DPF-387	-/-	166	BRK	134	SE 1	135	SE 1	PASS
		163	BRK	139	SE 1	126	SE 1	FIELD TESTED
		163	BRK	138	SE 1	135	SE 1	
		166	BRK	134	SE 1	134	SE 1	
		162	BRK	136	SE 1	139	SE 1	
DPF-390	-/-	161	BRK	122	SE 1	136	SE 1	PASS
		158	BRK	129	SE 1	131	SE 1	FIELD TESTED
		157	BRK	131	SE 1	128	SE 1	
		155	BRK	126	SE 1	114	SE 1	**DPF-388 and DPF-389 were**
		160	BRK	123	SE 1	134	SE 1	**NOT USED**
DPF-391	-/-	160	BRK	123	SE 1	119	SE 1	PASS
		161	BRK	123	**AD 1**	123	SE 1	FIELD TESTED
		158	BRK	125	SE 1	129	SE 1	
		154	BRK	119	SE 1	122	SE 1	
		158	BRK	128	SE 1	129	SE 1	
DPF-392	-/-	163	BRK	123	SE 1	125	SE 1	PASS
		160	BRK	139	SE 1	131	SE 1	FIELD TESTED
		125	BRK	117	SE 1	127	SE 1	
		156	BRK	128	SE 1	127	SE 1	
		163	BRK	117	SE 1	126	SE 1	
DPF-393	-/-	155	BRK	123	SE 1	102	SE 1	PASS
		176	BRK	108	SE 1	127	SE 1	FIELD TESTED
		156	BRK	128	SE 1	108	SE 1	
		156	BRK	126	SE 1	114	SE 1	
		155	BRK	117	SE 1	112	SE 1	

(1) PEEL (1) represents outer track or top flap.
(2) PEEL (2) represents inner track or bottom flap.
(3) BREAK CODES BASED ON MODES ILLUSTRATED IN ATTACHED FIGURE.

DFSUM

SUMMARY OF DESTRUCTIVE TEST RESULTS
FUSION METHOD
ETM
TRAILRIDGE 3RD INCREMENT CQA
FLORIDA

SAMPLE NUMBER	THICKNESS mils (top/bottom)	SHEAR STRENGTH (ppi)	SHEAR BREAK CODE (3)	PEEL (1) STRENGTH (ppi)	PEEL (1) BREAK CODE (3)	PEEL (2) STRENGTH (ppi)	PEEL (2) BREAK CODE (3)	REMARKS
DPF-394	-/-	144	BRK	115	SE 1	120	SE 1	PASS
		143	BRK	124	SE 1	105	SE 1	FIELD TESTED
		144	BRK	132	SE 1	120	**AD 1**	
		144	BRK	119	SE 1	125	SE 1	
		144	BRK	119	SE 1	106	SE 1	

(1) PEEL (1) represents outer track or top flap.
(2) PEEL (2) represents inner track or bottom flap.
(3) BREAK CODES BASED ON MODES ILLUSTRATED IN ATTACHED FIGURE.

DFSUM

SUMMARY OF DESTRUCTIVE TEST RESULTS
FUSION METHOD
ETM
TRAILRIDGE 3RD INCREMENT CQA
FLORIDA

SAMPLE NUMBER	THICKNESS mils (top/bottom)	SHEAR STRENGTH (ppi)	SHEAR BREAK CODE (3)	PEEL (1) STRENGTH (ppi)	PEEL (1) BREAK CODE (3)	PEEL (2) STRENGTH (ppi)	PEEL (2) BREAK CODE (3)	REMARKS
DPF-600	63.4/63.0	157.5	BRK	130.4	SE 1	122.7	SE 1	PASS
		159.4	BRK	124.8	SE 1	119.1	SE 1	
		159.1	BRK	128.7	SE 1	109.7	SE 1	
		160.2	BRK	129.3	SE 1	121.6	SE 1	
		160.0	BRK	131.5	SE 1	111.0	SE 1	
DPF-601	63.6/63.6	158.5	BRK	134.4	SE 1	126.4	SE 1	PASS
		159.7	BRK	132.2	SE 1	114.9	SE 1	
		160.4	BRK	122.7	SE 1	128.4	SE 1	
		158.8	BRK	125.5	SE 1	127.1	SE 1	
		158.6	BRK	128.6	SE 1	113.9	SE 1	
DPF-602	64.0/63.4	164.7	BRK	121.1	SE 1	121.4	SE 1	PASS
		164.6	BRK	135.7	SE 1	112.4	SE 1	
		165.4	BRK	127.7	SE 1	114.0	SE 1	
		164.7	BRK	121.2	SE 1	114.7	SE 1	
		162.8	BRK	127.6	SE 1	114.1	SE 1	
DPF-603	65.8/66.3	161.9	BRK	134.8	SE 1	115.6	SE 1	PASS
		162.6	BRK	136.4	SE 1	114.3	SE 1	
		163.4	BRK	134.6	SE 1	121.3	SE 1	
		163.5	BRK	131.5	SE 1	130.4	SE 1	
		162.6	BRK	129.6	SE 1	132.2	SE 1	
DPF-604	63.8/62.7	164.9	BRK	127.0	SE 1	111.3	SE 1	PASS
		166.4	BRK	129.4	SE 1	112.1	SE 1	
		165.4	BRK	123.5	SE 1	115.3	SE 1	
		164.1	BRK	122.1	SE 1	114.1	SE 1	
		163.7	BRK	128.9	SE 1	106.7	SE 1	
DPF-605	68.0/65.9	166.5	BRK	133.1	SE 1	136.3	SE 1	PASS
		165.9	BRK	132.2	SE 1	133.1	SE 1	
		166.4	BRK	141.7	SE 1	135.1	SE 1	
		167.0	BRK	135.7	SE 1	124.0	SE 1	
		165.5	BRK	131.8	SE 1	127.2	SE 1	
DPF-606	62.5/64.9	168.4	BRK	114.2	SE 1	130.6	SE 1	PASS
		165.4	BRK	123.0	SE 1	115.7	SE 1	
		163.7	BRK	123.6	SE 1	120.2	SE 1	
		164.9	BRK	122.5	SE 1	126.1	SE 1	
		163.6	BRK	122.6	SE 1	119.6	SE 1	

(1) PEEL (1) represents outer track or top flap.

DFSUM

(2) PEEL (2) represents inner track or bottom flap.

(3) BREAK CODES BASED ON MODES ILLUSTRATED IN ATTACHED FIGURE.

SUMMARY OF DESTRUCTIVE TEST RESULTS
FUSION METHOD
ETM
TRAILRIDGE 3RD INCREMENT CQA
FLORIDA

SAMPLE NUMBER	THICKNESS mils (top/bottom)	SHEAR STRENGTH (ppi)	SHEAR BREAK CODE (3)	PEEL (1) STRENGTH (ppi)	PEEL (1) BREAK CODE (3)	PEEL (2) STRENGTH (ppi)	PEEL (2) BREAK CODE (3)	REMARKS
DPF-607	63.7/64.6	164.1	BRK	109.5	SE 1	130.2	SE 1	PASS
		164.7	BRK	108.8	SE 1	132.7	SE 1	
		164.9	BRK	107.6	SE 1	127.1	SE 1	
		164.6	BRK	107.9	SE 1	114.4	SE 1	
		162.9	BRK	130.0	SE 1	120.1	SE 1	
DPF-608	63.0/63.4	166.0	BRK	128.6	SE 1	121.3	SE 1	PASS
		161.9	BRK	126.7	SE 1	114.1	SE 1	
		164.0	BRK	112.4	SE 1	110.7	SE 1	
		162.8	BRK	136.7	SE 1	118.5	SE 1	
		160.8	BRK	126.0	SE 1	119.9	SE 1	
DPF-609	64.0/63.3	160.9	BRK	129.6	SE 1	116.1	SE 1	PASS
		160.3	BRK	130.9	SE 1	115.6	SE 1	
		159.1	BRK	127.6	SE 1	119.8	SE 1	
		158.9	BRK	132.3	SE 1	115.6	SE 1	
		156.9	BRK	133.0	SE 1	114.5	SE 1	
DPF-610	63.7/63.3	158.2	BRK	121.5	SE 1	117.9	SE 1	PASS
		158.4	BRK	124.0	SE 1	117.4	SE 1	
		158.5	BRK	118.7	SE 1	120.0	SE 1	
		158.7	BRK	123.1	SE 1	125.5	SE 1	
		156.1	BRK	115.7	SE 1	122.7	SE 1	
DPF-611	66.0/65.4	168.3	BRK	139.0	SE 1	131.9	SE 1	PASS
		167.4	BRK	138.1	SE 1	126.2	SE 1	
		167.0	BRK	135.9	SE 1	123.1	SE 1	
		165.6	BRK	138.4	SE 1	132.4	SE 1	
		164.4	BRK	138.0	SE 1	119.9	SE 1	
DPF-612	63.0/62.8	161.4	BRK	133.7	SE 1	129.3	SE 1	PASS
		160.6	BRK	126.4	SE 1	126.6	SE 1	
		160.4	BRK	131.0	SE 1	135.8	SE 1	
		161.0	BRK	126.8	SE 1	133.2	SE 1	
		160.0	BRK	131.3	SE 1	125.3	SE 1	
DPF-613	58.5/59.5	143.4	BRK	122.5	SE 1	116.5	SE 1	PASS
		144.2	BRK	123.5	SE 1	132.4	SE 1	
		145.0	BRK	129.5	SE 1	123.6	SE 1	
		144.4	BRK	129.4	SE 1	126.6	SE 1	
		142.1	BRK	126.3	SE 1	126.9	SE 1	

(1) PEEL (1) represents outer track or top flap.
(2) PEEL (2) represents inner track or bottom flap.
(3) BREAK CODES BASED ON MODES ILLUSTRATED IN ATTACHED FIGURE.

DFSUM

SUMMARY OF DESTRUCTIVE TEST RESULTS
FUSION METHOD
ETM
TRAILRIDGE 3RD INCREMENT CQA
FLORIDA

SAMPLE NUMBER	THICKNESS mils (top/bottom)	SHEAR STRENGTH (ppi)	SHEAR BREAK CODE (3)	PEEL (1) STRENGTH (ppi)	PEEL (1) BREAK CODE (3)	PEEL (2) STRENGTH (ppi)	PEEL (2) BREAK CODE (3)	REMARKS
DPF-614	65.9/64.8	166.2	BRK	130.4	SE 1	124.4	SE 1	PASS
		166.2	BRK	130.4	SE 1	123.3	SE 1	
		168.7	BRK	122.8	SE 1	127.8	SE 1	
		169.4	BRK	125.1	SE 1	131.0	SE 1	
		166.6	BRK	122.3	SE 1	132.5	SE 1	
DPF-615	63.4/64.1	168.1	BRK	126.3	SE 1	132.4	SE 1	PASS
		169.6	BRK	118.6	SE 1	122.7	SE 1	
		168.4	BRK	110.2	SE 1	131.5	SE 1	
		167.8	BRK	124.6	SE 1	133.2	SE 1	
		163.0	BRK	119.2	SE 1	122.3	SE 1	
DPF-616	66.4/63.5	163.4	BRK	125.5	SE 1	121.9	SE 1	PASS
		163.6	BRK	130.0	SE 1	111.0	SE 1	
		162.8	BRK	118.2	SE 1	114.8	SE 1	
		161.8	BRK	121.9	SE 1	128.2	SE 1	
		158.8	BRK	136.2	SE 1	127.6	SE 1	
DPF-617	61.4/62.7	157.8	BRK	118.8	SE 1	124.6	SE 1	PASS
		159.1	BRK	130.0	SE 1	119.2	SE 1	
		158.7	BRK	123.7	SE 1	121.1	SE 1	
		158.0	BRK	121.2	SE 1	120.1	SE 1	
		154.0	BRK	120.5	SE 1	130.6	SE 1	
DPF-618	63.7/65.1	162.4	BRK	124.8	SE 1	126.5	SE 1	PASS
		163.3	BRK	119.3	SE 1	132.8	SE 1	
		164.7	BRK	117.9	SE 1	126.4	SE 1	
		164.2	BRK	128.3	SE 1	126.3	SE 1	
		163.5	BRK	128.3	SE 1	124.7	SE 1	
DPF-619	65.6/63.4	167.4	BRK	127.6	SE 1	128.1	SE 1	PASS
		166.8	BRK	120.4	SE 1	127.8	SE 1	
		165.0	BRK	118.6	SE 1	130.2	SE 1	
		164.9	BRK	124.1	SE 1	128.0	SE 1	
		164.1	BRK	122.4	SE 1	130.8	SE 1	
DPF-620	64.3/63.3	163.3	BRK	115.1	SE 1	120.4	SE 1	PASS
		166.2	BRK	127.3	SE 1	122.6	SE 1	
		165.4	BRK	127.8	SE 1	131.6	SE 1	
		164.4	BRK	117.4	SE 1	129.6	SE 1	
		162.8	BRK	134.5	SE 1	124.9	SE 1	

(1) PEEL (1) represents outer track or top flap.
(2) PEEL (2) represents inner track or bottom flap.
(3) BREAK CODES BASED ON MODES ILLUSTRATED IN ATTACHED FIGURE.

DFSUM

SUMMARY OF DESTRUCTIVE TEST RESULTS
FUSION METHOD
ETM
TRAILRIDGE 3RD INCREMENT CQA
FLORIDA

SAMPLE NUMBER	THICKNESS mils (top/bottom)	SHEAR STRENGTH (ppi)	SHEAR BREAK CODE (3)	PEEL (1) STRENGTH (ppi)	PEEL (1) BREAK CODE (3)	PEEL (2) STRENGTH (ppi)	PEEL (2) BREAK CODE (3)	REMARKS
DPF-621	63.9/63.6	162.7	BRK	122.6	SE 1	117.9	SE 1	PASS
		163.9	BRK	117.2	SE 1	122.8	SE 1	
		163.1	BRK	125.6	SE 1	111.5	SE 1	
		160.6	BRK	122.0	SE 1	116.2	SE 1	
		159.0	BRK	120.6	SE 1	115.2	SE 1	
DPF-622	63.1/63.3	164.4	BRK	124.5	SE 1	130.9	SE 1	PASS
		164.7	BRK	131.6	SE 1	112.9	SE 1	
		163.5	BRK	132.2	SE 1	116.1	SE 1	
		163.3	BRK	130.3	SE 1	115.1	SE 1	
		162.6	BRK	130.3	SE 1	113.8	SE 1	
DPF-623	-/-	201	BRK	151	SE 1	165	SE 1	PASS
		208	BRK	147	SE 1	158	SE 1	FIELD TESTED
		200	BRK	167	SE 1	125	SE 1	
		207	BRK	169	SE 1	146	SE 1	
		201	BRK	129	SE 1	161	SE 1	
DPF-624	-/-	193	BRK	138	SE 1	159	SE 1	PASS
		194	BRK	151	SE 1	144	SE 1	FIELD TESTED
		192	BRK	154	SE 1	142	SE 1	
		192	BRK	150	SE 1	141	SE 1	
		190	BRK	148	SE 1	143	SE 1	
DPF-625	-/-	199	BRK	155	SE 1	141	SE 1	PASS
		200	BRK	137	SE 1	144	SE 1	FIELD TESTED
		197	BRK	135	SE 1	130	SE 1	
		198	BRK	152	SE 1	142	SE 1	
		200	BRK	151	SE 1	129	SE 1	
DPF-626	-/-	195	BRK	145	SE 1	135	SE 1	PASS
		194	BRK	139	SE 1	149	SE 1	FIELD TESTED
		196	BRK	144	SE 1	152	SE 1	
		200	BRK	137	SE 1	128	SE 1	
		197	BRK	145	SE 1	123	SE 1	
DPF-627	58.5/64.7	153.2	BRK	131.3	SE 1	98.7	SE 1	PASS
		151.1	BRK	132.8	SE 1	103.2	SE 1	
		149.0	BRK	133.0	SE 1	107.5	SE 1	
		153.4	BRK	129.1	SE 1	100.0	SE 1	
		152.5	BRK	131.8	SE 1	104.8	SE 1	

(1) PEEL (1) represents outer track or top flap.
(2) PEEL (2) represents inner track or bottom flap.
(3) BREAK CODES BASED ON MODES ILLUSTRATED IN ATTACHED FIGURE.

DFSUM

SUMMARY OF DESTRUCTIVE TEST RESULTS
FUSION METHOD
ETM
TRAILRIDGE 3RD INCREMENT CQA
FLORIDA

SAMPLE NUMBER	THICKNESS mils (top/bottom)	SHEAR STRENGTH (ppi)	SHEAR BREAK CODE (3)	PEEL (1) STRENGTH (ppi)	PEEL (1) BREAK CODE (3)	PEEL (2) STRENGTH (ppi)	PEEL (2) BREAK CODE (3)	REMARKS
DPF-628	59.1/61.8	156.5	BRK	129.0	SE 1	120.1	SE 1	PASS
		149.5	BRK	125.8	SE 1	123.4	SE 1	
		149.4	BRK	131.0	SE 1	106.7	SE 1	
		148.5	BRK	132.2	SE 1	108.9	SE 1	
		150.7	BRK	130.6	SE 1	108.8	SE 1	

(1) PEEL (1) represents outer track or top flap.
(2) PEEL (2) represents inner track or bottom flap.
(3) BREAK CODES BASED ON MODES ILLUSTRATED IN ATTACHED FIGURE.

DFSUM

SUMMARY OF DESTRUCTIVE TEST RESULTS
FUSION METHOD
ETM
TRAILRIDGE 3RD INCREMENT CQA
FLORIDA

SAMPLE NUMBER	THICKNESS mils (top/bottom)	SHEAR STRENGTH (ppi)	SHEAR BREAK CODE (3)	PEEL (1) STRENGTH (ppi)	PEEL (1) BREAK CODE (3)	PEEL (2) STRENGTH (ppi)	PEEL (2) BREAK CODE (3)	REMARKS
DPF-700	63.4/60.4	161.0	BRK	109.0	SE 1	123.3	SE 1	PASS
		161.7	BRK	115.9	SE 1	121.0	SE 1	
		161.7	BRK	126.8	SE 1	113.8	SE 1	
		160.2	BRK	115.1	SE 1	126.0	SE 1	
		158.1	BRK	120.4	SE 1	114.4	SE 1	
DPF-701	60.4/61.4	159.6	BRK	134.0	AD	116.6	AD BRK	PASS
		160.9	BRK	142.9	SE 1	125.9	SE 1	
		160.6	BRK	133.0	SE 1	110.9	SE 1	
		158.7	BRK	128.6	SE 1	108.6	SE 1	
		156.0	BRK	128.1	SE 1	109.7	SE 1	
DPF-702	59.4/64.8	163.1	BRK	132.1	SE 1	130.4	SE 1	PASS
		163.2	BRK	134.4	SE 1	134.0	SE 1	
		164.1	BRK	132.8	SE 1	131.0	SE 1	
		162.6	BRK	124.0	SE 1	122.2	SE 1	
		159.1	BRK	120.0	SE 1	117.0	SE 1	
DPF-703	63.4/65.0	165.1	BRK	125.7	SE 1	131.9	SE 1	PASS
		165.8	BRK	125.3	SE 1	130.8	SE 1	
		167.0	BRK	124.1	SE 1	127.5	SE 1	
		164.7	BRK	121.4	SE 1	126.4	SE 1	
		156.2	BRK	132.3	SE 1	134.5	SE 1	
DPF-704	60.2/63.3	161.3	BRK	136.7	SE 1	135.3	SE 1	PASS
		162.0	BRK	139.2	SE 1	130.4	SE 1	
		162.5	BRK	136.8	SE 1	129.6	SE 1	
		160.9	BRK	134.0	SE 1	135.3	SE 1	
		156.9	BRK	131.7	SE 1	108.7	SE 1	
DPF-705	63.6/62.0	166.3	BRK	111.0	SE 1	129.0	SE 1	PASS
		167.4	BRK	114.8	SE 1	127.5	SE 1	
		166.7	BRK	121.7	SE 1	124.5	SE 1	
		165.7	BRK	115.3	SE 1	135.7	SE 1	
		155.6	BRK	119.2	SE 1	104.7	SE 1	
DPF-706	61.1/60.5	159.8	BRK	133.1	SE 1	118.4	SE 1	PASS
		158.6	BRK	126.0	SE 1	118.8	SE 1	
		158.7	BRK	134.6	SE 1	107.6	SE 1	
		158.1	BRK	117.1	SE 1	112.4	SE 1	
		154.9	BRK	117.6	SE 1	119.6	SE 1	

(1) PEEL (1) represents outer track or top flap.

(2) PEEL (2) represents inner track or bottom flap.

(3) BREAK CODES BASED ON MODES ILLUSTRATED IN ATTACHED FIGURE.

DFSUM

SUMMARY OF DESTRUCTIVE TEST RESULTS
FUSION METHOD
ETM
TRAILRIDGE 3RD INCREMENT CQA
FLORIDA

SAMPLE NUMBER	THICKNESS mils (top/bottom)	SHEAR STRENGTH (ppi)	SHEAR BREAK CODE (3)	PEEL (1) STRENGTH (ppi)	PEEL (1) BREAK CODE (3)	PEEL (2) STRENGTH (ppi)	PEEL (2) BREAK CODE (3)	REMARKS
DPF-707	61.0/61.0	161.4	BRK	122.5	SE 1	136.0	SE 1	PASS
		162.4	BRK	124.2	SE 1	130.8	SE 1	
		162.1	BRK	120.3	SE 1	132.3	SE 1	
		162.1	BRK	133.0	SE 1	133.8	SE 1	
		153.6	BRK	120.8	SE 1	122.5	SE 1	
DPF-708	-/-	191	BRK	131	SE 1	153	SE 1	PASS
		187	BRK	135	SE 1	134	SE 1	FIELD TESTED
		185	BRK	143	SE 1	135	SE 1	
		183	BRK	140	SE 1	133	SE 1	
		186	BRK	138	SE 1	143	SE 1	
DPF-709	-/-	186	BRK	126	SE 1	136	SE 1	PASS
		190	BRK	137	SE 1	141	SE 1	FIELD TESTED
		186	BRK	134	SE 1	131	SE 1	
		189	BRK	118	SE 1	126	SE 1	
		190	BRK	140	SE 1	136	SE 1	
DPF-710	-/-	188	BRK	142	SE 1	130	SE 1	PASS
		182	BRK	140	SE 1	128	SE 1	FIELD TESTED
		183	BRK	143	SE 1	128	SE 1	
		183	BRK	133	SE 1	137	SE 1	
		181	BRK	153	SE 1	133	SE 1	
DPF-711	-/-	181	BRK	128	SE 1	149	SE 1	PASS
		187	BRK	124	SE 1	150	SE 1	FIELD TESTED
		189	BRK	129	SE 1	150	SE 1	
		188	BRK	137	SE 1	141	SE 1	
		188	BRK	126	SE 1	136	SE 1	
DPF-712	63.2/61.9	154.4	BRK	136.2	SE 1	124.7	SE 1	PASS
		154.6	BRK	134.8	SE 1	124.2	SE 1	
		151.6	BRK	137.6	SE 1	133.0	SE 1	
		150.2	BRK	136.7	SE 1	127.9	SE 1	
		145.1	BRK	138.7	SE 1	132.9	SE 1	
DPF-713	66.8/66.6	168.9	BRK	142.9	SE 1	133.8	SE 1	PASS
		168.8	BRK	136.3	SE 1	130.8	SE 1	
		167.0	BRK	136.5	SE 1	123.0	SE 1	
		164.8	BRK	139.7	SE 1	118.9	SE 1	
		160.8	BRK	146.0	SE 1	124.8	SE 1	

(1) PEEL (1) represents outer track or top flap.
(2) PEEL (2) represents inner track or bottom flap.
(3) BREAK CODES BASED ON MODES ILLUSTRATED IN ATTACHED FIGURE.

DFSUM

SUMMARY OF DESTRUCTIVE TEST RESULTS
FUSION METHOD
ETM
TRAILRIDGE 3RD INCREMENT CQA
FLORIDA

SAMPLE NUMBER	THICKNESS mils (top/bottom)	SHEAR STRENGTH (ppi)	SHEAR BREAK CODE (3)	PEEL (1) STRENGTH (ppi)	PEEL (1) BREAK CODE (3)	PEEL (2) STRENGTH (ppi)	PEEL (2) BREAK CODE (3)	REMARKS
DPF-714	62.5/64.3	163.1	BRK	133.1	SE 1	122.8	SE 1	PASS
		160.1	BRK	137.7	SE 1	126.2	SE 1	
		163.4	BRK	140.6	SE 1	128.6	SE 1	
		163.4	BRK	136.0	SE 1	135.2	SE 1	
		163.1	BRK	139.2	SE 1	125.5	SE 1	
DPF-715	62.1/65.0	163.0	BRK	128.5	SE 1	131.5	SE 1	PASS
		162.4	BRK	126.2	SE 1	124.4	SE 1	
		162.6	BRK	127.5	SE 1	111.8	SE 1	
		163.3	BRK	127.1	SE 1	120.8	SE 1	
		160.6	BRK	130.0	SE 1	121.7	SE 1	
DPF-716	62.3/66.3	163.0	BRK	124.9	SE 1	130.5	SE 1	PASS
		161.9	BRK	115.9	SE 1	127.6	SE 1	
		160.2	BRK	124.8	SE 1	129.1	SE 1	
		162.0	BRK	122.9	SE 1	131.9	SE 1	
		161.8	BRK	131.2	SE 1	118.9	SE 1	
DPF-717	62.7/65.3	164.7	BRK	141.4	SE 1	132.3	SE 1	PASS
		163.9	BRK	140.2	SE 1	130.1	SE 1	
		164.1	BRK	130.2	SE 1	136.6	SE 1	
		163.4	BRK	138.7	SE 1	124.1	SE 1	
		159.8	BRK	128.0	SE 1	135.1	SE 1	
DPF-718	61.6/65.7	164.9	BRK	144.5	SE 1	132.3	SE 1	PASS
		164.2	BRK	142.9	SE 1	125.8	SE 1	
		164.5	BRK	141.3	SE 1	132.3	SE 1	
		164.3	BRK	134.6	SE 1	121.0	SE 1	
		161.0	BRK	134.3	SE 1	130.4	SE 1	
DPF-719	63.0/64.0	165.0	BRK	122.8	SE 1	129.8	SE 1	PASS
		161.3	BRK	112.4	SE 1	112.5	SE 1	
		164.6	BRK	123.7	SE 1	122.6	SE 1	
		164.7	BRK	131.9	SE 1	110.9	SE 1	
		164.4	BRK	128.5	SE 1	110.7	SE 1	
DPF-720	67.8/63.4	155.6	BRK	130.5	SE 1	130.6	SE 1	PASS
		163.0	BRK	132.0	SE 1	118.8	SE 1	
		160.3	BRK	133.9	SE 1	123.2	SE 1	
		162.1	BRK	134.0	SE 1	108.4	SE 1	
		160.4	BRK	128.1	SE 1	137.5	SE 1	

(1) PEEL (1) represents outer track or top flap.
(2) PEEL (2) represents inner track or bottom flap.
(3) BREAK CODES BASED ON MODES ILLUSTRATED IN ATTACHED FIGURE.

DFSUM

SUMMARY OF DESTRUCTIVE TEST RESULTS
FUSION METHOD
ETM
TRAILRIDGE 3RD INCREMENT CQA
FLORIDA

SAMPLE NUMBER	THICKNESS mils (top/bottom)	SHEAR STRENGTH (ppi)	SHEAR BREAK CODE (3)	PEEL (1) STRENGTH (ppi)	PEEL (1) BREAK CODE (3)	PEEL (2) STRENGTH (ppi)	PEEL (2) BREAK CODE (3)	REMARKS
DPF-721	62.0/65.4	157.6	BRK	118.9	SE 1	105.2	SE 1	PASS
		158.5	BRK	121.6	SE 1	115.3	SE 1	
		156.9	BRK	121.0	SE 1	116.3	SE 1	
		158.2	BRK	131.9	SE 1	109.3	SE 1	
		157.4	BRK	122.5	SE 1	120.1	SE 1	
DPF-722	66.0/64.6	161.3	BRK	142.5	SE 1	124.3	SE 1	PASS
		161.1	BRK	144.4	SE 1	132.9	SE 1	
		162.3	BRK	144.1	SE 1	140.4	SE 1	
		160.7	BRK	144.2	SE 1	133.6	SE 1	
		161.1	BRK	146.4	SE 1	134.6	SE 1	
DPF-723	66.9/64.1	160.3	BRK	130.6	SE 1	123.3	SE 1	PASS
		159.5	BRK	132.7	SE 1	126.1	SE 1	
		158.5	BRK	135.0	SE 1	129.8	SE 1	
		159.9	BRK	130.7	SE 1	124.9	SE 1	
		159.6	BRK	134.9	SE 1	119.5	SE 1	
DPF-724	63.7/72.7	163.7	BRK	120.2	SE 1	112.6	SE 1	FAIL
		169.5	BRK	130.1	SE 1	97.1	SE 1	
		166.5	BRK	88.5	AD	102.9	SE 1	Retests were DPF-724A and DPF-724B
		168.5	BRK	89.9	AD	117.6	SE 1	
		167.0	BRK	134.2	SE 1	115.8	SE 1	
DPF-724A	61.2/71.5	171.5	BRK	112.4	SE 1	114.2	SE 1	PASS
		167.5	BRK	141.5	SE 1	115.1	SE 1	
		168.9	BRK	124.2	SE 1	113.5	SE 1	Retest of DPF-724
		168.4	BRK	125.0	SE 1	111.8	SE 1	
		169.2	BRK	143.4	SE 1	127.0	SE 1	
DPF-724B	64.1/72.0	178.5	BRK	121.8	SE 1	134.1	SE 1	PASS
		178.8	BRK	137.7	SE 1	118.5	SE 1	
		180.1	BRK	123.3	SE 1	113.7	SE 1	Retest of DPF-724
		179.6	BRK	128.3	SE 1	123.1	SE 1	
		177.0	BRK	123.1	SE 1	115.9	SE 1	
DPF-725	64.8/63.1	154.3	BRK	130.2	SE 1	111.0	SE 1	PASS
		154.0	BRK	126.5	SE 1	131.5	SE 1	
		157.4	BRK	129.6	SE 1	138.4	SE 1	
		157.4	BRK	134.9	SE 1	128.9	SE 1	
		155.7	BRK	133.8	SE 1	121.6	SE 1	

(1) PEEL (1) represents outer track or top flap.
(2) PEEL (2) represents inner track or bottom flap.
(3) BREAK CODES BASED ON MODES ILLUSTRATED IN ATTACHED FIGURE.

DFSUM

SUMMARY OF DESTRUCTIVE TEST RESULTS
FUSION METHOD
ETM
TRAILRIDGE 3RD INCREMENT CQA
FLORIDA

SAMPLE NUMBER	THICKNESS mils (top/bottom)	SHEAR STRENGTH (ppi)	SHEAR BREAK CODE (3)	PEEL (1) STRENGTH (ppi)	PEEL (1) BREAK CODE (3)	PEEL (2) STRENGTH (ppi)	PEEL (2) BREAK CODE (3)	REMARKS
DPF-726	65.6/61.4	152.5	BRK	127.1	SE 1	125.7	SE 1	PASS
		154.0	BRK	125.4	SE 1	127.5	SE 1	
		152.1	BRK	129.3	SE 1	133.5	SE 1	
		152.4	BRK	128.2	SE 1	127.2	SE 1	
		151.7	BRK	131.1	SE 1	127.3	SE 1	
DPF-727	65.7/62.0	150.2	BRK	122.5	SE 1	112.7	SE 1	PASS
		153.2	BRK	105.6	SE 1	121.9	SE 1	
		151.8	BRK	112.1	SE 1	109.0	SE 1	
		152.1	BRK	111.5	SE 1	109.2	SE 1	
		151.6	BRK	106.5	SE 1	121.9	SE 1	
DPF-728	65.5/65.7	171.1	BRK	129.3	SE 1	119.3	SE 1	PASS
		172.2	BRK	126.1	SE 1	134.4	SE 1	
		170.9	BRK	126.5	SE 1	115.6	SE 1	
		169.9	BRK	124.3	SE 1	119.0	SE 1	
		164.3	BRK	129.4	SE 1	118.9	SE 1	
DPF-729	63.5/68.3	167.4	BRK	142.0	SE 1	146.3	SE 1	PASS
		166.5	BRK	139.3	SE 1	126.7	SE 1	
		165.3	BRK	130.8	SE 1	133.1	SE 1	
		166.0	BRK	142.0	SE 1	117.0	SE 1	
		162.7	BRK	149.4	SE 1	127.8	SE 1	
DPF-730	66.8/65.2	172.4	BRK	132.4	SE 1	136.4	SE 1	PASS
		172.0	BRK	121.6	SE 1	136.2	SE 1	
		171.3	BRK	123.1	SE 1	141.5	SE 1	
		171.1	BRK	147.6	SE 1	149.1	SE 1	
		168.2	BRK	149.0	SE 1	136.1	SE 1	
DPF-731	63.6/63.2	165.2	BRK	110.2	SE 1	122.2	SE 1	PASS
		166.2	BRK	103.7	SE 1	114.7	SE 1	
		166.2	BRK	112.2	SE 1	125.7	SE 1	
		167.2	BRK	109.2	SE 1	124.5	SE 1	
		167.5	BRK	115.7	SE 1	121.7	SE 1	
DPF-732	63.3/65.2	169.7	BRK	141.7	SE 1	134.2	SE 1	PASS
		169.0	BRK	133.0	SE 1	133.5	SE 1	
		168.0	BRK	142.5	SE 1	135.2	SE 1	
		169.2	BRK	130.2	SE 1	134.5	SE 1	
		168.5	BRK	128.0	SE 1	140.5	SE 1	

(1) PEEL (1) represents outer track or top flap.
(2) PEEL (2) represents inner track or bottom flap.
(3) BREAK CODES BASED ON MODES ILLUSTRATED IN ATTACHED FIGURE.

DFSUM

SUMMARY OF DESTRUCTIVE TEST RESULTS
FUSION METHOD
ETM
TRAILRIDGE 3RD INCREMENT CQA
FLORIDA

SAMPLE NUMBER	THICKNESS mils (top/bottom)	SHEAR STRENGTH (ppi)	SHEAR BREAK CODE (3)	PEEL (1) STRENGTH (ppi)	PEEL (1) BREAK CODE (3)	PEEL (2) STRENGTH (ppi)	PEEL (2) BREAK CODE (3)	REMARKS
DPF-733	61.6/64.6	168.5	BRK	124.0	SE 1	121.7	SE 1	PASS
		169.0	BRK	120.0	SE 1	122.2	SE 1	
		168.0	BRK	125.0	SE 1	108.7	SE 1	
		167.2	BRK	124.0	SE 1	108.7	SE 1	
		166.0	BRK	122.0	SE 1	112.0	SE 1	
DPF-734	62.1/63.7	163.7	BRK	123.0	SE 1	123.0	SE 1	PASS
		163.5	BRK	136.5	SE 1	131.2	SE 1	
		163.2	BRK	124.5	SE 1	120.5	SE 1	
		164.2	BRK	138.2	SE 1	136.7	SE 1	
		161.5	BRK	133.0	SE 1	127.7	SE 1	
DPF-735	65.1/63.6	171.5	BRK	115.7	SE 1	135.0	SE 1	PASS
		171.0	BRK	117.2	SE 1	135.2	SE 1	
		169.2	BRK	112.5	SE 1	136.0	SE 1	
		168.5	BRK	118.2	SE 1	124.7	SE 1	
		168.2	BRK	120.5	SE 1	134.0	SE 1	
DPF-736A	68.4/66.6	173.4	BRK	137.6	SE 1	131.3	SE 1	FAIL
		173.2	BRK	145.0	SE 1	128.2	SE 1	
		173.1	BRK	127.0	SE 1	128.4	SE 1	Retest of DPF-736
		172.0	BRK	108.6	**AD BRK**	129.0	SE 1	DPF-736 FAIL (not shown)
		165.7	BRK	114.0	**AD BRK**	136.4	SE 1	
DPF-736A2	-	-	-	94	**AD**	136	SE 1	FAIL
		-	-	108	**AD**	131	SE 1	FIELD TEST
		-	-	-	-	-	-	Retest of DPF-736A
		-	-	-	-	-	-	
		-	-	-	-	-	-	
DPF-736A3	-	174	BRK	142	SE 1	146	SE 1	PASS
		171	BRK	153	SE 1	147	SE 1	FIELD TEST
		168	BRK	149	SE 1	145	SE 1	Retest of DPF-736A2
		172	BRK	152	SE 1	139	SE 1	
		171	BRK	139	SE 1	151	SE 1	
DPF-736B	65.1/67.8	175.9	BRK	129.8	SE 1	141.4	SE 1	PASS
		173.2	BRK	128.4	SE 1	125.9	SE 1	
		171.7	BRK	123.2	SE 1	137.1	SE 1	Retest of DPF-736
		171.3	BRK	123.3	SE 1	125.4	SE 1	DPF-736 FAIL (not shown)
		168.2	BRK	125.4	SE 1	117.3	SE 1	

(1) PEEL (1) represents outer track or top flap.

DFSUM

(2) PEEL (2) represents inner track or bottom flap.

(3) BREAK CODES BASED ON MODES ILLUSTRATED IN ATTACHED FIGURE.

SUMMARY OF DESTRUCTIVE TEST RESULTS
FUSION METHOD
ETM
TRAILRIDGE 3RD INCREMENT CQA
FLORIDA

SAMPLE NUMBER	THICKNESS mils (top/bottom)	SHEAR STRENGTH (ppi)	SHEAR BREAK CODE (3)	PEEL (1) STRENGTH (ppi)	PEEL (1) BREAK CODE (3)	PEEL (2) STRENGTH (ppi)	PEEL (2) BREAK CODE (3)	REMARKS
DPF-737	65.5/64.0	171.6	BRK	113.5	SE 1	133.9	SE 1	PASS
		169.9	BRK	134.5	SE 1	139.4	SE 1	
		169.4	BRK	125.3	SE 1	130.3	SE 1	
		167.6	BRK	124.1	SE 1	131.7	SE 1	
		160.8	BRK	132.0	SE 1	141.2	SE 1	
DPF-738	60.2/65.4	155.0	BRK	128.7	SE 1	123.1	SE 1	PASS
		155.4	BRK	125.0	SE 1	105.6	SE 1	
		155.0	BRK	120.3	SE 1	106.8	SE 1	
		155.0	BRK	118.5	SE 1	105.0	SE 1	
		153.1	BRK	124.1	SE 1	110.3	SE 1	
DPF-739	64.1/64.8	166.8	BRK	129.6	SE 1	137.9	SE 1	PASS
		168.3	BRK	128.0	SE 1	140.4	SE 1	
		167.5	BRK	126.4	SE 1	131.1	SE 1	
		167.4	BRK	119.0	SE 1	136.1	SE 1	
		165.0	BRK	125.5	SE 1	125.6	SE 1	
DPF-740	63.1/70.1	170.9	BRK	123.7	SE 1	138.3	SE 1	PASS
		173.0	BRK	128.3	SE 1	121.6	SE 1	
		170.9	BRK	126.6	SE 1	141.1	SE 1	
		169.7	BRK	142.5	SE 1	133.7	SE 1	
		168.0	BRK	133.1	SE 1	134.3	SE 1	

(1) PEEL (1) represents outer track or top flap.

(2) PEEL (2) represents inner track or bottom flap.

(3) BREAK CODES BASED ON MODES ILLUSTRATED IN ATTACHED FIGURE.

DFSUM

SECTION L-4

Primary Extrusion

SUMMARY OF DESTRUCTIVE TEST RESULTS
EXTRUSION METHOD

ETM
TRAILRIDGE 3RD INCREMENT CQA
FLORIDA

SAMPLE NUMBER	THICKNESS mils (top/bottom)	SHEAR STRENGTH (ppi)	SHEAR BREAK CODE (1)	PEEL STRENGTH (ppi)	PEEL BREAK CODE (1)	REMARKS
DPX-300	60.5/58.4	149.2	BRK 1	96.7	SE 3	PASS
		148.0	BRK 1	94.1	SE 3	
		147.4	BRK 1	99.9	SE 3	
		148.3	BRK 1	104.5	SE 3	
		146.3	BRK 1	103.0	SE 3	
DPX-301	62.5/61.1	150.0	BRK 1	146.4	SE 3	PASS
		152.0	BRK 1	142.2	SE 3	
		148.1	BRK 1	150.4	SE 3	
		152.8	BRK 1	150.8	SE 3	
		153.8	BRK 1	147.8	SE 3	
DPX-302	60.6/63.6	152.1	BRK 2	136.7	SE 3	PASS
		151.3	BRK 2	96.1	SE 3	
		150.4	BRK 2	103.7	SE 3	
		149.9	BRK 2	126.7	SE 3	
		148.8	BRK 2	138.7	SE 3	
DPX-303	61.8/64.0	148.1	BRK 2	100.0	SE 3	PASS
		149.3	BRK 2	84.6	SE 3	
		151.2	BRK 2	118.7	SE 3	
		150.4	BRK 2	121.5	SE 3	
		151.9	BRK 2	114.1	SE 3	
DPX-304	62.1/61.7	152.8	BRK 1	144.8	SE 3	PASS
		150.9	SE 2	139.9	SE 2	
		153.0	SE 2	141.1	SE 3	
		150.1	BRK 1	140.7	SE 3	
		149.6	BRK 1	129.2	SE 3	
DPX-305	-/-	195.0	BRK 1	139.0	SE 3	PASS
		200.0	BRK 1	145.0	SE 3	FIELD TESTED
		191.0	BRK 1	153.0	SE 3	
		194.0	BRK 1	137.0	SE 3	
		202.0	BRK 1	134.0	SE 3	

(1) BREAK CODES BASED ON MODES ILLUSTRATED IN ATTACHED FIGURE.

DESUM

SUMMARY OF DESTRUCTIVE TEST RESULTS
EXTRUSION METHOD
ETM
TRAILRIDGE 3RD INCREMENT CQA
FLORIDA

SAMPLE NUMBER	THICKNESS mils (top/bottom)	SHEAR STRENGTH (ppi)	SHEAR BREAK CODE (1)	PEEL STRENGTH (ppi)	PEEL BREAK CODE (1)	REMARKS
DPX-350	61.0/59.0	151.9	BRK 1	101.7	SE 3	PASS
		151.6	BRK 1	88.7	SE 3	
		152.2	BRK 1	103.2	SE 3	
		153.8	BRK 1	102.3	SE 3	
		152.1	BRK 1	78.4	SE 3	
DPX-351	60.3/63.0	146.1	BRK 2	109.5	SE 3	PASS
		150.8	BRK 2	128.2	SE 3	
		151.5	BRK 2	108.8	SE 3	
		152.6	BRK 2	92.6	SE 3	
		151.2	BRK 2	114.0	SE 3	
DPX-352	62.0/61.6	147.4	BRK 1	153.1	SE 3	PASS
		146.8	BRK 1	156.3	SE 2	
		148.0	BRK 1	143.5	SE 3	
		147.3	BRK 1	146.1	SE 3	
		147.8	BRK 1	150.7	SE 3	
DPX-353	58.9/63.9	146.3	BRK 2	113.5	SE 3	PASS
		147.4	BRK 2	117.0	SE 3	
		149.1	BRK 2	132.4	SE 3	
		148.3	BRK 2	126.7	SE 3	
		145.9	BRK 2	136.3	SE 3	
DPX-354	-/-	144	BRK 1	119	SE 3	PASS
		149	BRK 1	124	SE 3	FIELD TESTED
		148	BRK 1	124	SE 3	
		145	BRK 1	120	SE 3	
		145	BRK 1	97	SE 3	
DPX-355	-/-	153	BRK 2	99	SE 3	PASS
		155	BRK 2	93	SE 3	FIELD TESTED
		151	BRK 2	97	SE 3	
		156	BRK 1	82	SE 3	
		152	BRK 2	94	SE 3	

(1) BREAK CODES BASED ON MODES ILLUSTRATED IN ATTACHED FIGURE.

DESUM

SUMMARY OF DESTRUCTIVE TEST RESULTS EXTRUSION METHOD
ETM TRAILRIDGE 3RD INCREMENT CQA FLORIDA

SAMPLE NUMBER	THICKNESS mils (top/bottom)	SHEAR STRENGTH (ppi)	SHEAR BREAK CODE (1)	PEEL STRENGTH (ppi)	PEEL BREAK CODE (1)	REMARKS
DPX-600	61.0/59.5	142.3	BRK 2	132.9	SE 3	PASS
		145.2	BRK 1	116.7	SE 3	
		145.8	BRK 1	121.1	SE 3	
		146.3	BRK 1	119.7	SE 3	
		139.8	BRK 1	131.4	SE 3	
DPX-601	59.3/61.0	142.9	SE 2	116.8	SE 3	PASS
		146.3	SE 2	136.7	SE 3	
		146.7	SE 2	138.3	SE 2	
		146.2	BRK 1	138.9	SE 2	
		145.0	SE 2	140.6	SE 2	
DPX-602	63.6/63.6	156.6	BRK 2	142.6	SE 3	PASS
		156.2	BRK 2	147.7	SE 3	
		156.5	BRK 2	146.3	SE 3	
		155.5	BRK 2	144.4	SE 3	
		155.8	BRK 2	146.0	SE 3	
DPX-603	63.2/63.4	150.1	BRK 2	131.0	SE 3	PASS
		151.3	BRK 2	108.2	SE 3	
		151.3	BRK 2	105.7	SE 3	
		149.5	BRK 2	93.3	SE 3	
		148.6	BRK 2	111.5	SE 3	
DPX-604	62.7/60.5	152.1	BRK 2	103.8	SE 3	PASS
		151.5	BRK 2	103.5	SE 3	
		151.1	BRK 2	107.2	SE 3	
		150.2	BRK 2	101.8	SE 3	
		151.2	BRK 2	106.3	SE 3	
DPX-605	59.7/62.6	146.2	BRK 2	99.2	SE 3	PASS
		145.3	BRK 2	122.2	SE 3	
		144.6	BRK 2	105.7	SE 3	
		143.3	BRK 2	120.6	SE 3	
		142.2	BRK 2	104.2	SE 3	
DPX-606	-/-	188	BRK 2	152	SE 3	PASS
		187	BRK 1	159	SE 3	FIELD TESTED
		186	BRK 1	167	SE 3	
		187	BRK 2	162	SE 3	
		188	BRK 2	167	SE 3	

(1) BREAK CODES BASED ON MODES ILLUSTRATED IN ATTACHED FIGURE. DESUM

SUMMARY OF DESTRUCTIVE TEST RESULTS
EXTRUSION METHOD

ETM
TRAILRIDGE 3RD INCREMENT CQA
FLORIDA

SAMPLE NUMBER	THICKNESS mils (top/bottom)	SHEAR STRENGTH (ppi)	SHEAR BREAK CODE (1)	PEEL STRENGTH (ppi)	PEEL BREAK CODE (1)	REMARKS
DPX-607	-/-	143	BRK	80	SE 3	PASS
		159	BRK	131	SE 3	FIELD TESTED
		153	BRK	123	SE 3	
		158	BRK	96	SE 3	
		152	BRK	98	SE 3	

(1) BREAK CODES BASED ON MODES ILLUSTRATED IN ATTACHED FIGURE.

DESUM

SUMMARY OF DESTRUCTIVE TEST RESULTS
EXTRUSION METHOD
ETM
TRAILRIDGE 3RD INCREMENT CQA
FLORIDA

SAMPLE NUMBER	THICKNESS mils (top/bottom)	SHEAR STRENGTH (ppi)	SHEAR BREAK CODE (1)	PEEL STRENGTH (ppi)	PEEL BREAK CODE (1)	REMARKS
DPX-700	60.7/60.0	150.2	BRK 2	134.4	SE 3	PASS
		150.8	BRK 2	119.9	SE 3	
		151.5	BRK 2	128.8	SE 3	
		150.0	BRK 2	124.4	SE 3	
		148.8	BRK 2	109.9	SE 3	
DPX-701	60.5/63.0	157.7	BRK 1	103.8	SE 3	PASS
		156.0	BRK 1	110.3	SE 3	
		156.2	BRK 1	91.9	SE 3	
		155.4	BRK 1	106.6	SE 3	
		156.4	BRK 1	105.7	SE 3	
DPX-702	-/-	180	BRK 1	144	SE 3	PASS
		176	BRK 1	144	SE 3	FIELD TESTED
		177	BRK 1	143	SE 3	
		180	BRK 1	151	SE 3	
		178	BRK 1	144	SE 3	
DPX-703	66.1/64.2	161.2	BRK 1	137.7	SE 3	PASS
		160.2	BRK 1	95.7	SE 3	
		160.8	SE 2	97.1	SE 3	
		158.1	BRK 1	102.4	SE 3	
		152.7	BRK 1	99.2	SE 3	
DPX-704	61.4/65.3	153.3	BRK 2	150.5	SE 3	PASS
		153.0	BRK 2	151.3	SE 3	
		146.7	BRK 2	150.6	SE 3	
		150.0	BRK 2	153.2	SE 3	
		153.3	BRK 2	149.3	SE 3	
DPX-705	62.7/59.5	149.7	BRK 1	105.7	SE 3	PASS
		146.4	BRK 1	107.0	SE 3	
		147.3	BRK 1	92.0	SE 3	
		151.3	BRK 1	107.5	SE 3	
		149.6	BRK 1	86.5	SE 3	
DPX-706	60.0/68.0	144.0	BRK 2	130.7	SE 3	PASS
		142.3	BRK 2	129.9	SE 3	
		141.8	BRK 2	127.9	SE 3	
		145.2	BRK 2	107.5	SE 3	
		145.7	BRK 2	104.2	SE 3	

(1) BREAK CODES BASED ON MODES ILLUSTRATED IN ATTACHED FIGURE.

DESUM

SUMMARY OF DESTRUCTIVE TEST RESULTS EXTRUSION METHOD
ETM TRAILRIDGE 3RD INCREMENT CQA FLORIDA

SAMPLE NUMBER	THICKNESS mils (top/bottom)	SHEAR STRENGTH (ppi)	SHEAR BREAK CODE (1)	PEEL STRENGTH (ppi)	PEEL BREAK CODE (1)	REMARKS
DPX-707	62.2/63.1	147.5	BRK 2	120.7	SE 3	PASS
		144.9	BRK 2	125.9	SE 3	
		146.5	BRK 2	113.8	SE 3	
		146.2	BRK 2	134.3	SE 3	
		144.8	BRK 2	132.6	SE 3	
DPX-708	63.6/62.4	154.1	BRK 1	128.2	SE 3	PASS
		156.1	BRK 1	144.0	SE 3	
		156.5	BRK 1	105.1	SE 3	
		152.5	BRK 1	109.8	SE 3	
		154.7	BRK 1	101.8	SE 3	
DPX-709	67.7/61.1	155.5	BRK 1	122.1	SE 3	PASS
		158.9	BRK 2	123.2	SE 3	
		153.5	BRK 1	125.7	SE 3	
		160.2	BRK 1	123.4	SE 3	
		158.0	BRK 1	116.1	SE 3	
DPX-710	62.1/63.8	157.5	BRK 2	75.2	SE 3	PASS
		157.4	BRK 1	118.5	SE 3	
		159.1	BRK 1	96.5	SE 3	
		158.6	BRK 2	84.8	SE 3	
		156.4	BRK 2	109.6	SE 3	

(1) BREAK CODES BASED ON MODES ILLUSTRATED IN ATTACHED FIGURE.

DESUM

SECTION L-5

Failed Destructive Sample Tracking

Phase 1B secondary

FAILED DESTRUCTIVE SAMPLE TRACKING LOG

PAGE 1 OF 1

PROJECT NUMBER: 003-3979
OWNER: TRAIL RIDGE LANDFILL, INC.
LOCATION: BALDWIN, FL

PROJECT TITLE: TRAIL RIDGE LANDFILL
3RD CONSTRUCTION INCREMENT
CONTRACTOR: R.B. BAKER CONSTRUCTION

DATE 2/7/01
MONITOR S. LEE

DESTRUCTIVE NUMBER DSX-603
MACHINE NUMBER 314
SEAMER(S) ID 2173

PASSING SAMPLE IN DIRECTION P DSX-603A
PASSING SAMPLE IN DIRECTION N DSX-603B

CHRONOLOGICAL SEAMING ORDER: SEAM OR REPAIR NO.	SEAM DATE	START TIME	PANEL # / PANEL #	START POINT	ILLUSTRATED RECORD OF DESTRUCTIVE SAMPLE TRACKING AND SEAM RECONSTRUCTION (-------> DIRECTION OF SEAMING ------->)	FINISH POINT	
___ / ___ SEAMING SHEET # ___ LINE # ___			PANEL # / PANEL #				CONTINUED Y / N SHEET NO.
___ / ___ SEAMING SHEET # ___ LINE # ___			PANEL # / PANEL #				
___ / ___ SEAMING SHEET # ___ LINE # ___			PANEL # / PANEL #				(P) "PREVIOUS" DIRECTION
Trial / Weld SEAMING SHEET # 1/1 LINE # TX-03	1/27/01	830	PANEL # - / PANEL # -	-	DSX-603A * Trial Weld	-	
602K / 5646 SEAMING SHEET # 1/1 LINE # 1	1/27/01	900	PANEL # 5646 / PANEL # 5648	602K	INITIAL DESTRUCTIVE NO. DSX-603 FAIL 603R Capped by 602W	602K	
5648 / DSF619 SEAMING SHEET # 1/1 LINE # 5	2/1/01	1700	PANEL # 5648 / PANEL # DSF619	DSF619	DSX-603B 602T	DSF619	
___ / ___ SEAMING SHEET # ___ LINE # ___			PANEL # / PANEL #				(N) "NEXT" DIRECTION
___ / ___ SEAMING SHEET # ___ LINE # ___			PANEL # / PANEL #				
___ / ___ SEAMING SHEET # ___ LINE # ___			PANEL # / PANEL #				CONTINUED? Y / N SHEET NO.

NOTE: COMPLETE SEAMING ORDER INFORMATION FROM FIELD SEAMING LOGS. COMPLETE ILLUSTRATION SECTION FROM DIRECT OBSERVATION OF THE SEAMS.
ILLUSTRATE FOLLOW-UP DESTRUCTIVE SAMPLES, CAPS AND/OR RECONSTRUCTED SEAMS AND REFERERNCE REPAIR NUMBERS.
GCS FORM: G21
(JUNE 1992)

REVIEWED BY: GZ DATE: 2/7/01

Phase VB Secondary

FAILED DESTRUCTIVE SAMPLE TRACKING LOG

PAGE 1 OF 1

PROJECT NUMBER: 003-3979
PROJECT TITLE: TRAIL RIDGE LANDFILL
3RD CONSTRUCTION INCREMENT
OWNER: TRAIL RIDGE LANDFILL, INC.
LOCATION: BALDWIN, FL
CONTRACTOR: R.B. BAKER CONSTRUCTION

DATE 2/1/1
MONITOR S.CASEY
DESTRUCTIVE NUMBER DSX-600
MACHINE NUMBER 320
SEAMER(S) ID 2897
PASSING SAMPLE IN DIRECTION P DSX-600A
PASSING SAMPLE IN DIRECTION N DSX-600B

CHRONOLOGICAL SEAMING ORDER		
SEAM OR REPAIR NO.	SEAM DATE	START TIME
___ / ___ SEAMING SHEET # ___ LINE # ___		
___ / ___ SEAMING SHEET # ___ LINE # ___		
___ / ___ SEAMING SHEET # ___ LINE # ___		
Trial / Weld SEAMING SHEET # Y1 LINE # TY-01	1/25/01	830
S601 / NTI SEAMING SHEET # Y1 LINE # 2	1/25/01	1015
S603 / NTI SEAMING SHEET # Y1 LINE # 3	1/25/01	1025
___ / ___ SEAMING SHEET # ___ LINE # ___		
___ / ___ SEAMING SHEET # ___ LINE # ___		
___ / ___ SEAMING SHEET # ___ LINE # ___		

ILLUSTRATED RECORD OF DESTRUCTIVE SAMPLE TRACKING AND SEAM RECONSTRUCTION

START POINT — FINISH POINT

----------> ----------> ----------> DIRECTION OF SEAMING ----------> ----------> ---------->

PANEL # / PANEL #

DSX-600A* Trial Weld

INITIAL DESTRUCTIVE NO. DSX-600
FAIL 601E

PANEL # S601 / NTI — WEDS — Capped by 602S — EEOS

PANEL # S603 / NTI — WEDS — DSX-600B 603X — Capped by 602S — EEOS

CONTINUED Y / N SHEET NO.

(P) "PREVIOUS" DIRECTION

(N) "NEXT" DIRECTION

CONTINUED? Y / N SHEET NO.

NOTE: COMPLETE SEAMING ORDER INFORMATION FROM FIELD SEAMING LOGS. COMPLETE ILLUSTRATION SECTION FROM DIRECT OBSERVATION OF THE SEAMS. ILLUSTRATE FOLLOW-UP DESTRUCTIVE SAMPLES, CAPS AND/OR RECONSTRUCTED SEAMS AND REFERERNCE REPAIR NUMBERS.

GCS FORM: G21

(JUNE 1992)

REVIEWED BY: EJF DATE: 2/1/01

GOLDER ASSOCIATES

FAILED DESTRUCTIVE SAMPLE TRACKING LOG

Phase VA SEC

PAGE 1 OF 1

PROJECT NUMBER: 003-3979
OWNER: TRAIL RIDGE LANDFILL, INC.
LOCATION: BALDWIN, FL

PROJECT TITLE: TRAIL RIDGE LANDFILL
3RD CONSTRUCTION INCREMENT
CONTRACTOR: R.B. BAKER CONSTRUCTION

DATE 1/17/01
MONITOR F. Benavente

DESTRUCTIVE NUMBER DSF-333
MACHINE NUMBER 1630
SEAMER(S) ID 5535

PASSING SAMPLE IN DIRECTION P DSF-333A
PASSING SAMPLE IN DIRECTION N DSF-333B

CHRONOLOGICAL SEAMING ORDER: SEAM OR REPAIR NO.	SEAM DATE	START TIME	START POINT	ILLUSTRATED RECORD OF DESTRUCTIVE SAMPLE TRACKING AND SEAM RECONSTRUCTION	FINISH POINT
___ / ___ SEAMING SHEET # ___ LINE # ___			PANEL # PANEL #		
___ / ___ SEAMING SHEET # ___ LINE # ___			PANEL # PANEL #		
___ / ___ SEAMING SHEET # ___ LINE # ___			PANEL # PANEL #		
S369 S-371 SEAMING SHEET # 2/2 LINE # 5	1/6/01	16:15	PANEL # S369 PANEL # S-371 SEOS	DSF-333A 107T Capped by 107W	NEOS
S-369 S-370 SEAMING SHEET # 2/2 LINE # 6	1/6/01	16:25	PANEL # S-369 PANEL # S-370 SEOS	INITIAL DESTRUCTIVE NO. DSF-333 FAIL 107P Capped by 107W	NEOS
Trial Weld SEAMING SHEET # 1/1 LINE # 1	1/13/01	815	PANEL # - PANEL # -	DSF-333B * Trial Weld	-
___ / ___ SEAMING SHEET # ___ LINE # ___			PANEL # PANEL #		
___ / ___ SEAMING SHEET # ___ LINE # ___			PANEL # PANEL #		
___ / ___ SEAMING SHEET # ___ LINE # ___			PANEL # PANEL #		

DIRECTION OF SEAMING

CONTINUED Y / N SHEET NO.

(P) "PREVIOUS" DIRECTION

(N) "NEXT" DIRECTION

CONTINUED? Y / N SHEET NO

NOTE: COMPLETE SEAMING ORDER INFORMATION FROM FIELD SEAMING LOGS. COMPLETE ILLUSTRATION SECTION FROM DIRECT OBSERVATION OF THE SEAMS.
ILLUSTRATE FOLLOW-UP DESTRUCTIVE SAMPLES, CAPS AND/OR RECONSTRUCTED SEAMS AND REFERERNCE REPAIR NUMBERS.
GCS FORM: G21

(JUNE 1992)

REVIEWED BY: CFR DATE: 1/17/01

GOLDER ASSOCIATES

FAILED DESTRUCTIVE SAMPLE TRACKING LOG VD Secondary

PAGE 1 OF ___

PROJECT NUMBER: 003-3979
OWNER: TRAIL RIDGE LANDFILL, INC.
LOCATION: BALDWIN, FL

PROJECT TITLE: TRAIL RIDGE LANDFILL
3RD CONSTRUCTION INCREMENT
CONTRACTOR: R.B. BAKER CONSTRUCTION

DATE 4/13/01
MONITOR S. Lee

DESTRUCTIVE NUMBER DSF-727
MACHINE NUMBER 1642
SEAMER(S) ID 2322

PASSING SAMPLE IN DIRECTION P DSF-727B
PASSING SAMPLE IN DIRECTION N DSF727A

CHRONOLOGICAL SEAMING ORDER: SEAM OR REPAIR NO.	SEAM DATE	START TIME	START POINT	ILLUSTRATED RECORD OF DESTRUCTIVE SAMPLE TRACKING AND SEAM RECONSTRUCTION	FINISH POINT
___ / ___ SEAMING SHEET # ___ LINE # ___			PANEL # PANEL #		
___ / ___ SEAMING SHEET # ___ LINE # ___			PANEL # PANEL #		
___ / ___ SEAMING SHEET # ___ LINE # ___			PANEL # PANEL #		
– / – Trial Weld SEAMING SHEET # 1/1 LINE # TR-01	4/4/01	800	PANEL # – PANEL # –	DSF-727A * Trial Weld	–
S-774 S-775 SEAMING SHEET # 1/2 LINE # 1	4/4/01	1000	PANEL # S774 PANEL # S775 SEOS	INITIAL DESTRUCTIVE NO. DSF-727 FAIL 705 I Capped by 706X	NEOS
S-777 S-779 SEAMING SHEET # 1/2 LINE # 2	4/4/01	1030	PANEL # S777 PANEL # S779 SEOS	DSF-727B 706W Capped by 706X	NEOS
___ / ___ SEAMING SHEET # ___ LINE # ___			PANEL # PANEL #		
___ / ___ SEAMING SHEET # ___ LINE # ___			PANEL # PANEL #		
___ / ___ SEAMING SHEET # ___ LINE # ___			PANEL # PANEL #		

---------> ---------> ---------> DIRECTION OF SEAMING ---------> ---------> ---------->

CONTINUED Y / N SHEET NO.

(P) PREVIOUS DIRECTION

(N) "NEXT" DIRECTION

CONTINUED Y / N SHEET NO.

NOTE: COMPLETE SEAMING ORDER INFORMATION FROM FIELD SEAMING LOGS. COMPLETE ILLUSTRATION SECTION FROM DIRECT OBSERVATION OF THE SEAMS.
ILLUSTRATE FOLLOW-UP DESTRUCTIVE SAMPLES, CAPS AND/OR RECONSTRUCTED SEAMS AND REFERERNCE REPAIR NUMBERS.
GCS FORM: G21

(JUNE 1992)

REVIEWED BY: CFK DATE: 4/13/01

GOLDER ASSOCIATES

FAILED DESTRUCTIVE SAMPLE TRACKING LOG

VD Primary

PAGE 1 OF 1

PROJECT NUMBER: 003-3979
OWNER: TRAIL RIDGE LANDFILL, INC.
LOCATION: BALDWIN, FL

PROJECT TITLE: TRAIL RIDGE LANDFILL
3RD CONSTRUCTION INCREMENT
CONTRACTOR: R.B. BAKER CONSTRUCTION

DATE 4/13/01
MONITOR S. Lee

DESTRUCTIVE NUMBER DPF-724
MACHINE NUMBER 16040
SEAMER(S) ID 2300

PASSING SAMPLE IN DIRECTION P DPF-724A
PASSING SAMPLE IN DIRECTION N DPF-724B

CHRONOLOGICAL SEAMING ORDER		
SEAM OR REPAIR NO.	SEAM DATE	START TIME
___ / ___ SEAMING SHEET # ___ LINE # ___		
___ / ___ SEAMING SHEET # ___ LINE # ___		
___ / ___ SEAMING SHEET # ___ LINE # ___		
P771 / P772 SEAMING SHEET # V1 LINE # 1	4/9/01	1500
P770 P772 SEAMING SHEET # V1 LINE # 2	4/9/01	1520
P770 P772 SEAMING SHEET # V1 LINE # 2	4/9/01	1520
___ / ___ SEAMING SHEET # ___ LINE # ___		
___ / ___ SEAMING SHEET # ___ LINE # ___		
___ / ___ SEAMING SHEET # ___ LINE # ___		

START POINT | ILLUSTRATED RECORD OF DESTRUCTIVE SAMPLE TRACKING AND SEAM RECONSTRUCTION | FINISH POINT

----------> ----------> ----------> DIRECTION OF SEAMING ----------> ----------> ---------->

PANEL # / PANEL #

PANEL # P771 / PANEL # P772 SEQS — DPF-724A 757K — Covered by 757P — NEQS

INITIAL DESTRUCTIVE NO. DPF-724 — FAIL 756E

PANEL # P770 / PANEL # P772 SEQS — Capped by 757N — NEQS

PANEL # P770 / PANEL # P772 SEQS — DPF-724B 757M — Covered by 757N — NEQS

CONTINUED T / N SHEET NO.

(P) "PREVIOUS" DIRECTION

(N) "NEXT" DIRECTION

CONTINUED? T / N SHEET NO

NOTE: COMPLETE SEAMING ORDER INFORMATION FROM FIELD SEAMING LOGS. COMPLETE ILLUSTRATION SECTION FROM DIRECT OBSERVATION OF THE SEAMS.
ILLUSTRATE FOLLOW UP DESTRUCTIVE SAMPLES, CAPS AND/OR RECONSTRUCTED SEAMS AND REFERERNCE REPAIR NUMBERS.

CTZ 4/13/01

Phase V D PRI

FAILED DESTRUCTIVE SAMPLE TRACKING LOG

PAGE 1 OF 1

PROJECT NUMBER: 003-3979
OWNER: TRAIL RIDGE LANDFILL, INC.
LOCATION: BALDWIN, FL

PROJECT TITLE: TRAIL RIDGE LANDFILL
3RD CONSTRUCTION INCREMENT
CONTRACTOR: R.B. BAKER CONSTRUCTION

DATE 4/12/01
MONITOR CFB

DESTRUCTIVE NUMBER DPF-736
MACHINE NUMBER 1692
SEAMER(S) ID 2302

PASSING SAMPLE IN DIRECTION P DPF-736A3
PASSING SAMPLE IN DIRECTION N DPF-736B

CHRONOLOGICAL SEAMING ORDER		
SEAM OR REPAIR NO.	SEAM DATE	START TIME
___ / ___ SEAMING SHEET # ___ LINE # ___		
P800 / P802 SEAMING SHEET # 1/1 LINE # 11	4/12	17:5
P800 / P802 SEAMING SHEET # 1/1 LINE # 11	4/12	17:15
P800 / P802 SEAMING SHEET # 1/1 LINE # 11	4/12	17:15
P801 / P802 SEAMING SHEET # 1/1 LINE # 12	4/12	17:35
P800 / P801 SEAMING SHEET # 1/1 LINE # 13	4/12	17:50
___ / ___ SEAMING SHEET # ___ LINE # ___		
___ / ___ SEAMING SHEET # ___ LINE # ___		
___ / ___ SEAMING SHEET # ___ LINE # ___		

ILLUSTRATED RECORD OF DESTRUCTIVE SAMPLE TRACKING AND SEAM RECONSTRUCTION

START POINT | FINISH POINT

----------> ----------> ----------> DIRECTION OF SEAMING ----------> ----------> ---------->

PANEL # / PANEL #

PANEL # P800 / PANEL # P802 — SEOS — DPF-736A3 — 760M — Covered by 760N — NEOS

PANEL # P800 / PANEL # P802 — SEOS — DPF-736A2 — 760J — NEOS

PANEL # P800 / PANEL # P802 — SEOS — DPF-736A1 — 758S — Covered by 758W — NEOS

INITIAL DESTRUCTIVE NO. DPF-736

PANEL # P801 / PANEL # P802 — WEOS — FAIL — 758D — Capped by 758W — EOS

PANEL # P800 / PANEL # P801 — SEOS — DPF-736B — 758T — Covered by 758W — NEOS

PANEL # / PANEL #

PANEL # / PANEL #

PANEL # / PANEL #

CONTINUED Y / N SHEET NO.

(P) "PREVIOUS" DIRECTION

(N) "NEXT" DIRECTION

CONTINUED? Y / N SHEET NO.

NOTE: COMPLETE SEAMING ORDER INFORMATION FROM FIELD SEAMING LOGS. COMPLETE ILLUSTRATION SECTION FROM DIRECT OBSERVATION OF THE SEAMS.
ILLUSTRATE FOLLOW-UP DESTRUCTIVE SAMPLES, CAPS AND/OR RECONSTRUCTED SEAMS AND REFERERNCE REPAIR NUMBERS.
GCS FORM: G21
(JUNE 1992)

REVIEWED BY: CFB DATE: 4/12/01

Schematic of Untested Specimen

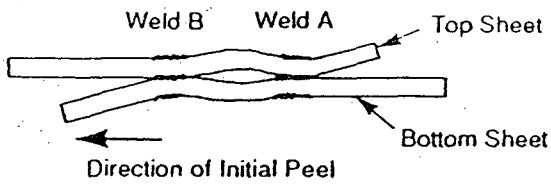

Types of Break	Locus-of-Break Code	Break Description	Classification[a]
	AD	Adhesion failure.	Non-FTB
	BRK	Break in sheeting. Break can be in either top or bottom sheet.	FTB
	SE1	Break at outer edge of seam. Break can be in either top or bottom sheet.	FTB
	SE2	Break at inner edge of seam through both sheets.	FTB
	AD-BRK	Break in first seam after some adhesion failure. Break can be in either the top or bottom sheet.	FTB

[a] FTB = Film - Tear Bond

Locus-of break codes for dual hot-wedge seams in semicrystalline FML's tested for seam strength in shear and peel modes. In cases where the Weld A fails in adhesion in a peel test, it is recommended that the test be stopped, that the specimen be replaced in the testing machine, and that Weld B be tested by peeling in the direction opposite to that used to Weld A.
REFERENCE: FIGURE A-6, NSF INTERNATIONAL STANDARD 54-1993

Golder Associates
JACKSONVILLE, FLORIDA

TITLE: TRIAL SEAM AND DESTRUCTIVE TEST BREAK CODES DUAL HOT WEDGE FUSION WELD

CLIENT/PROJECT: ETM/TRAIL RIDGE PHASES IIIC, IVC, VA, VB, VC, AND VD/FL

DRAWN	GMS	DATE	10/31/00	JOB NO.	003-3979
CHECKED	[illegible]	SCALE	NOT TO SCALE	DWG NO.	3979L
REVIEWED	[illegible]	FILE NO.	003-3979	REV. NO.	
				SUBTITLE	FIGURE NO. L-1

Schematic of Untested Specimen

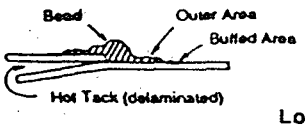

Types of Breaks	Locus-of-Break Code	Break Description	Classification[a]
	AD1	Failure in adhesion. Specimens may also delaminate under the bead and break through the thin extruded material in the outer area.	Non-FTB
	AD2	Failure in adhesion.	Non-FTB
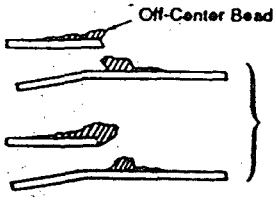	AD-WLD	Break through the fillet. Breaks through the fillet range from breaks starting at the edge of the top sheet to breaks through the fillet after some adhesion failure between the fillet and the bottom sheet.	Non-FTB[b]
	SE1	Break at seam edge in the bottom sheet. Specimens may break anywhere from the bead/outer area edge to the outer area/buffed area edge. (Applicable to shear only).	FTB
	SE2	Break at seam edge in the top sheet. Specimens may break anywhere from bead/outer area edge to the outer area/buffed area edge.	FTB
	SE3	Break at seam edge in the bottom sheet. (Applicable to peel only).	FTB
	BRK1	Break in the bottom sheeting. A "B" in parentheses following the code means the specimen broke in the buffed area. (Applicable to shear only).	FTB
	BRK2	Break in the top sheeting. A "B" in parentheses following the code means the specimen broke in the buffed area.	FTB
	AD-BRK	Break in the bottom sheeting after some adhesion failure between the fillet and the bottom sheet. (Applicable to peel only).	FTB
	HT	Break at the edge of the hot tack for specimens which could not be delaminated in the hot tack.	No Test

[a] FTB = Film - Tear Bond.

[b] Acceptance of AD-WLD breaks may depend on whether test values meet a minimum specification value and not on classification as a FTB or non-FTB break.

Locus-of break codes for filler extrusion weld seams in semi-crystalline FML's tested for seam strength in shear and peel modes.
REFERENCE: FIGURE A-4, NSF INTERNATIONAL STANDARD 54-1993

Golder Associates
JACKSONVILLE, FLORIDA

TITLE
TRIAL SEAM AND DESTRUCTIVE TEST BREAK CODES
EXTRUSION WELD WITH LEISTER HEAT SEAM

CLIENT/PROJECT
ETM/TRAIL RIDGE PHASES
IIIC, IVC, VA, VB, VC, AND VD/FL

DRAWN	GMS	DATE	10/31/00	JOB NO.	003-3979
CHECKED	[illegible]	SCALE	NOT TO SCALE	DWG NO. 3979M	REV. NO.
REVIEWED	[illegible]	FILE NO.	003-3979	SUBTITLE	FIGURE NO. L-2