260255

45799
JRM
4/7/11

PASCO COUNTY, FLORIDA

DADE CITY (352) 511-4274
LAND O' LAKES (813) 996-7341
NEW PORT RICHEY (727) 847-8145

UTILITIES SERVICES BRANCH
PUB. WKS./UTILITIES BLDG. S-213
7530 LITTLE ROAD
NEW PORT RICHEY, FL 34654

Dept. of Environmental Protection

JUL 11 2007

Southwest District

09 July 2007

Mr. John Morris
Environmental Specialist III
Waste Management Section
Florida Department of
Environmental Protection
13051 N. Telecom Pkwy.
Temple Terrace, FL 33637

RE: West Pasco Class I Landfill
Groundwater Monitoring
Semester I, 2007

Dear Mr. Morris

Enclosed please find the groundwater monitoring results from monitoring wells 2MW1, 4MW1, 2MW2, 4MW2, 2MW4, 4MW4, 2MW5, 4MW5, 2MW6, 4MW6, 4MW11D, 4MW12D, 2MW13D, 4MW13D, 4MW14D, 2MW15D, 2MW17S, 2MW18D, 2MW19D, and 2MW20D at the West Pasco Class I landfill for the first semester (Jan - Jun) 2007 sampling period.

All the wells were analyzed for the parameters listed in 62-701(8)(a) Florida Administrative Code. Associated Quality Assurance/Quality Control data is also included for all analyses. Finally, a groundwater contour map for this site is included in this submittal.

If you have any questions please feel free to contact me.

Sincerely,

Candia E. Mulhern
Laboratory Manager

Enc.: 1

cc: MS 4565 Solid Waste Section, Florida DEP, 2600 Blair Stone Rd., Tallahassee, Fl 32399-2400
Bruce E. Kennedy, P.E., Assistant County Administrator (Utilities Services)
Robert J. Sigmond, Utilities Fiscal Services/Special Projects Director
John Power, Solid Waste Facility Manager

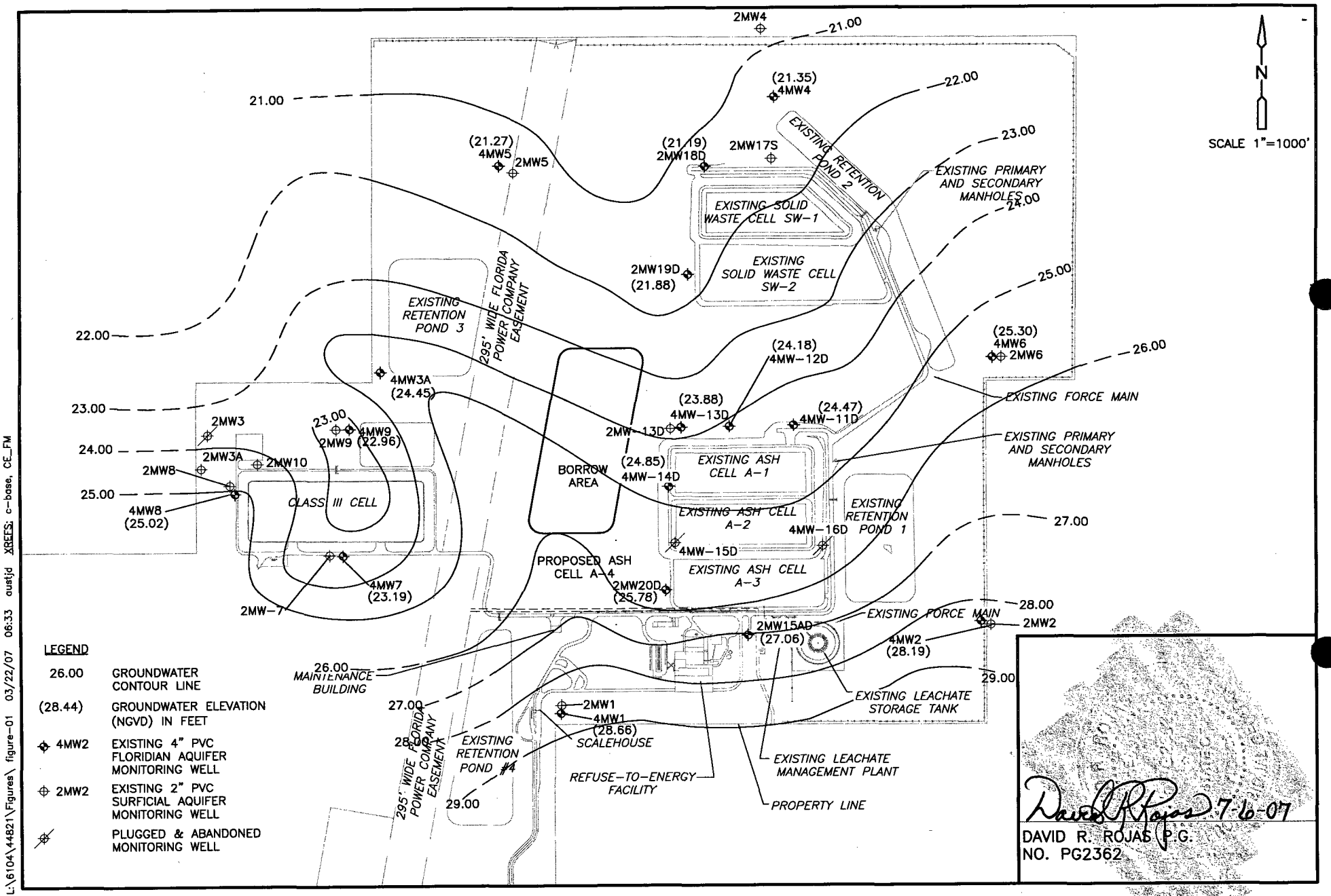

L:\6104\44821\Figures\ figure-01 03/22/07 06:33 austjd XREFS: c-base, CE_FM

CDM

West Pasco Landfill And
Resource Recovery Facility
Pasco County Board Of County Commissioners
Utilities Services Branch, Pasco County, Florida

Figure 1
Florida Aquifer Groundwater Contours
Based On Water Level Measurements
Obtained By Pasco County On
April 2, 2007

PART III ANALYTICAL RESULTS

Facility GMS #: 4051C00030

Sampling Date/Time: 03/29/07 9:30

Test Site ID #: 4051A16506

Report Period: 2007 / Quarter I (year/quarter)

Well Name: 2MW-1

Well Purged (Y/N): YES

Classification of Groundwater: Surficial

Well Type: (XXX) Background
( ) Intermediate
( ) Compliance
( ) Other

Groundwater Elevation (NGVD): Dry

or (MSL):

Storet Code	Parameter Monitored	Sampling Method	Field Filtered Y/N	Analysis Method	Analysis Date/Time	*Analysis Results/Units		Detection Limits/Units	
000929	Sodium	Well Wiz. Ded. Mon. System	No	SM 3111B		Dry	mg/L	0.10	mg/L
001045	Iron	"	"	SM 3111B		Dry	mg/L	0.02	mg/L
071900	Mercury	"	"	SM 3112B		Dry	mg/L	0.0005	mg/L
000400	pH-Field	"	"	SM 4500H+B		Dry	Std. Units	0.01	Std. Units
000010	Temperature (Field)	"	"	SM 2550B		Dry	°C	0	°C
000095	Specific Cond. (Field)	"	"	SM 2510B		Dry	µmhos/cm	0.0	µmhos/cm
000344	D.O. (Field)	"	"	SM 45000G		Dry	mg/L	0.0	mg/L
082079	Turbidity	"	"	SM 2130B		Dry	NTU	0.01	NTU
000940	Chloride	"	"	SM 4500Cl-B		Dry	mg/L	0.47	mg/L
070300	Total Dis. Solids	"	"	SM 2540C		Dry	mg/L	17.3	mg/L
000610	Ammonia	"	"	SM 4500NH_3H		Dry	mg/L	0.08	mg/L
000620	Nitrate	"	"	SM 4500$N0_3$F		Dry	mg/L	0.03	mg/L
072020	Water Level (MSL)	"	"			Dry	Feet		Feet

*Attach Laboratory Reports

mo/mlfil240522(1)

PART III ANALYTICAL RESULTS

Facility GMS #: 4051C00030

Sampling Date/Time: 03/29/07 10:24

Test Site ID #: 4051A16511

Report Period: 2007 / Quarter I (year/quarter)

Well Name: 4MW-1

Well Purged (Y/N): YES

Classification of Groundwater: Floridan

Well Type: (XXX) Background
( ) Intermediate
( ) Compliance
( ) Other

Groundwater Elevation (NGVD): 28.66

or (MSL):

Storet Code	Parameter Monitored	Sampling Method	Field Filtered Y/N	Analysis Method	Analysis Date/Time	*Analysis Results/Units		Detection Limits/Units	
000929	Sodium	Well Wiz. Ded. Mon. System	No	SM 3111B	03/30/07 10:00	42.4	mg/L	0.10	mg/L
001045	Iron	"	"	SM 3111B	03/30/07 9:45	0.03	mg/L	0.02	mg/L
071900	Mercury	"	"	SM 3112B	04/09/07 10:00	<0.0005	mg/L	0.0005	mg/L
000400	pH-Field	"	"	SM 4500H+B	03/29/07 10:24	7.50	Std. Units	0.01	Std. Units
000010	Temperature (Field)	"	"	SM 2550B	03/29/07 10:24	24.00	°C	0	°C
000095	Specific Cond. (Field)	"	"	SM 2510B	03/29/07 10:24	597	µmhos/cm	0.0	µmhos/cm
000344	D.O. (Field)	"	"	SM 45000G	03/29/07 10:24	1.02	mg/L	0.0	mg/L
082079	Turbidity	"	"	SM 2130B	03/29/07 10:24	0.0	NTU	0.01	NTU
000940	Chloride	"	"	SM 4500Cl-B	04/13/07 16:10	103	mg/L	0.47	mg/L
070300	Total Dis. Solids	"	"	SM 2540C	04/10/07 16:30	428	mg/L	17.3	mg/L
000610	Ammonia	"	"	SM 4500NH_3H	03/28/07 8:00	<0.04	mg/L	0.08	mg/L
000620	Nitrate	"	"	SM 4500$N0_3F$	03/30/07 9:00	<0.02	mg/L	0.03	mg/L
072020	Water Level (MSL)	"	"		03/29/07 10:24	28.66	Feet		Feet

*Attach Laboratory Reports

mo/mlfil240522(3)

ELAB, Inc. 8 East Tower Cr., Ormond Beach, FL 32174-8759 **Date:** *11-Apr-07*

Analytical Report

CLIENT: Pasco County Environmental Laboratory
Lab Order: F07031249
Project: Resource Recovery
Lab ID: F07031249-001

Client Sample ID: 4 MW 1
Collection Date: 3/29/2007 10:24:00 AM
Sample Description:
Matrix: Groundwater

Analyses	Result	Qual	MDL	RL	Units	DF	Date Analyzed	Batch ID
ICP METALS		**SW6010**	PrepDate: **4/2/2007 9:49:00 AM**				Analyst: **TPI**	
Arsenic	0.0028	U	0.0028	0.010	mg/L	1	04/02/07 20:04	43190
Barium	0.027		0.0014	0.010	mg/L	1	04/02/07 20:04	43190
Beryllium	0.00016	U	0.00016	0.0010	mg/L	1	04/02/07 20:04	43190
Cadmium	0.00036	U	0.00036	0.0010	mg/L	1	04/02/07 20:04	43190
Chromium	0.00065	U	0.00065	0.0050	mg/L	1	04/02/07 20:04	43190
Cobalt	0.0010	I	0.0010	0.010	mg/L	1	04/02/07 20:04	43190
Copper	0.0021	U	0.0021	0.0050	mg/L	1	04/02/07 20:04	43190
Lead	0.0026	U	0.0026	0.010	mg/L	1	04/02/07 20:04	43190
Nickel	0.0016	I	0.0015	0.0050	mg/L	1	04/02/07 20:04	43190
Selenium	0.0042	U	0.0042	0.015	mg/L	1	04/02/07 20:04	43190
Silver	0.00091	U	0.00091	0.0050	mg/L	1	04/02/07 20:04	43190
Vanadium	0.0026	I	0.0016	0.010	mg/L	1	04/02/07 20:04	43190
Zinc	0.0032	U	0.0032	0.020	mg/L	1	04/02/07 20:04	43190
ICP/MS METALS		**SW6020**	PrepDate: **4/2/2007 9:49:00 AM**				Analyst: **DSK**	
Antimony	0.00040	U	0.00040	0.0010	mg/L	1	04/03/07 19:02	43190
Thallium	0.00047	I	0.00012	0.0010	mg/L	1	04/03/07 19:02	43190
8011: EDB AND DBCP		**SW8011**	PrepDate: **4/4/2007 8:30:00 AM**				Analyst: **JKR**	
1,2-Dibromo-3-chloropropane	0.0060	U	0.0060	0.020	µg/L	1	04/05/07 02:02	43212
Ethylene Dibromide	0.0063	U	0.0063	0.010	µg/L	1	04/05/07 02:02	43212
Surr: 4-Bromofluorobenzene	121		0	60-140	%REC	1	04/05/07 02:02	43212
8260: VOLATILE ORGANIC COMPOUNDS		**SW8260**	PrepDate: **4/9/2007**				Analyst: **PAN**	
Acetone	2.5	U	2.5	10	µg/L	1	04/10/07 01:40	43388
Acrylonitrile	0.72	U	0.72	10	µg/L	1	04/10/07 01:40	43388
Benzene	0.16	U	0.16	1.0	µg/L	1	04/10/07 01:40	43388
Bromochloromethane	0.64	U	0.64	1.0	µg/L	1	04/10/07 01:40	43388
Bromodichloromethane	0.37	U	0.37	0.60	µg/L	1	04/10/07 01:40	43388
Bromoform	0.42	U	0.42	1.0	µg/L	1	04/10/07 01:40	43388
Bromomethane	0.26	U	0.26	1.0	µg/L	1	04/10/07 01:40	43388
2-Butanone	0.65	U	0.65	10	µg/L	1	04/10/07 01:40	43388
Carbon disulfide	0.81	U	0.81	1.0	µg/L	1	04/10/07 01:40	43388
Carbon tetrachloride	0.78	U	0.78	1.0	µg/L	1	04/10/07 01:40	43388
Chlorobenzene	0.17	U	0.17	1.0	µg/L	1	04/10/07 01:40	43388
Chloroethane	0.52	U	0.52	1.0	µg/L	1	04/10/07 01:40	43388
Chloroform	0.60	U	0.60	1.0	µg/L	1	04/10/07 01:40	43388

Data Qualifier Code Key:
I Analyte detected below quantitation limits
U Not Detected Above the MDL
S Spike Recovery outside accepted recovery limits

ELAB, Inc. 8 East Tower Cr., Ormond Beach, FL 32174-8759 **Date:** *11-Apr-07*

Analytical Report

CLIENT: Pasco County Environmental Laboratory
Lab Order: F07031249
Project: Resource Recovery
Lab ID: F07031249-001

Client Sample ID: 4 MW 1
Collection Date: 3/29/2007 10:24:00 AM
Sample Description:
Matrix: Groundwater

Analyses	Result	Qual	MDL	RL	Units	DF	Date Analyzed	Batch ID
8260: VOLATILE ORGANIC COMPOUNDS		**SW8260**	PrepDate: **4/9/2007**				Analyst: **PAN**	
Chloromethane	0.60	U	0.60	1.0	µg/L	1	04/10/07 01:40	43388
Dibromochloromethane	0.20	U	0.20	0.50	µg/L	1	04/10/07 01:40	43388
Dibromomethane	0.94	U	0.94	1.0	µg/L	1	04/10/07 01:40	43388
trans-1,4-Dichloro-2-butene	2.1	U	2.1	10	µg/L	1	04/10/07 01:40	43388
1,2-Dichlorobenzene	0.11	U	0.11	1.0	µg/L	1	04/10/07 01:40	43388
1,4-Dichlorobenzene	0.86	U	0.86	1.0	µg/L	1	04/10/07 01:40	43388
1,1-Dichloroethane	0.81	U	0.81	1.0	µg/L	1	04/10/07 01:40	43388
1,2-Dichloroethane	0.92	U	0.92	1.0	µg/L	1	04/10/07 01:40	43388
1,1-Dichloroethene	0.81	U	0.81	1.0	µg/L	1	04/10/07 01:40	43388
cis-1,2-Dichloroethene	0.92	U	0.92	1.0	µg/L	1	04/10/07 01:40	43388
trans-1,2-Dichloroethene	0.46	U	0.46	1.0	µg/L	1	04/10/07 01:40	43388
1,2-Dichloropropane	0.13	U	0.13	1.0	µg/L	1	04/10/07 01:40	43388
cis-1,3-Dichloropropene	0.19	U	0.19	0.50	µg/L	1	04/10/07 01:40	43388
trans-1,3-Dichloropropene	0.33	U	0.33	0.50	µg/L	1	04/10/07 01:40	43388
Ethylbenzene	0.47	U	0.47	1.0	µg/L	1	04/10/07 01:40	43388
2-Hexanone	0.59	U	0.59	10	µg/L	1	04/10/07 01:40	43388
Iodomethane	0.80	U	0.80	1.0	µg/L	1	04/10/07 01:40	43388
4-Methyl-2-pentanone	0.76	U	0.76	10	µg/L	1	04/10/07 01:40	43388
Methylene chloride	0.33	U	0.33	5.0	µg/L	1	04/10/07 01:40	43388
Styrene	0.59	U	0.59	1.0	µg/L	1	04/10/07 01:40	43388
1,1,1,2-Tetrachloroethane	0.69	U	0.69	1.0	µg/L	1	04/10/07 01:40	43388
1,1,2,2-Tetrachloroethane	0.19	U	0.19	0.50	µg/L	1	04/10/07 01:40	43388
Tetrachloroethene	0.74	U	0.74	1.0	µg/L	1	04/10/07 01:40	43388
Toluene	0.15	U	0.15	1.0	µg/L	1	04/10/07 01:40	43388
1,1,1-Trichloroethane	0.66	U	0.66	1.0	µg/L	1	04/10/07 01:40	43388
1,1,2-Trichloroethane	0.50	U	0.50	1.0	µg/L	1	04/10/07 01:40	43388
Trichloroethene	0.61	U	0.61	1.0	µg/L	1	04/10/07 01:40	43388
Trichlorofluoromethane	0.20	U	0.20	1.0	µg/L	1	04/10/07 01:40	43388
1,2,3-Trichloropropane	0.20	U	0.20	0.50	µg/L	1	04/10/07 01:40	43388
Vinyl acetate	0.79	U	0.79	2.0	µg/L	1	04/10/07 01:40	43388
Vinyl chloride	0.37	U	0.37	1.0	µg/L	1	04/10/07 01:40	43388
Xylenes, Total	0.32	U	0.32	1.0	µg/L	1	04/10/07 01:40	43388
Surr: 4-Bromofluorobenzene	89.7		0	75-109	%REC	1	04/10/07 01:40	43388
Surr: Dibromofluoromethane	110		0	88-113	%REC	1	04/10/07 01:40	43388
Surr: 1,2-Dichloroethane-d4	117		0	83-132	%REC	1	04/10/07 01:40	43388
Surr: Toluene-d8	83.3		0	78-110	%REC	1	04/10/07 01:40	43388

Data Qualifier Code Key:
I Analyte detected below quantitation limits
U Not Detected Above the MDL
S Spike Recovery outside accepted recovery limits

PART III ANALYTICAL RESULTS

Facility GMS #: 4051C00030

Sampling Date/Time: 03/29/07 12:29

Test Site ID #: 4051A16507

Report Period: 2007 / Quarter I (year/quarter)

Well Name: 2MW-2

Well Purged (Y/N): YES

Classification of Groundwater: Surficial

Well Type: ( ) Background
( ) Intermediate
(XXX) Compliance
( ) Other

Groundwater Elevation (NGVD): 28.73

or (MSL):

Storet Code	Parameter Monitored	Sampling Method	Field Filtered Y/N	Analysis Method	Analysis Date/Time	*Analysis Results/Units		Detection Limits/Units	
000929	Sodium	Well Wiz. Ded. Mon. System	No	SM 3111B	03/30/07 10:00	1.84	mg/L	0.10	mg/L
001045	Iron	"	"	SM 3111B	03/30/07 9:45	0.01	mg/L	0.02	mg/L
071900	Mercury	"	"	SM 3112B	04/09/07 10:00	<0.0005	mg/L	0.0005	mg/L
000400	pH-Field	"	"	SM 4500H+B	03/29/07 12:29	5.56	Std. Units	0.01	Std. Units
000010	Temperature (Field)	"	"	SM 2550B	03/29/07 12:29	23.99	°C	0	°C
000095	Specific Cond. (Field)	"	"	SM 2510B	03/29/07 12:29	65	µmhos/cm	0.0	µmhos/cm
000344	D.O. (Field)	"	"	SM 45000G	03/29/07 12:29	6.98	mg/L	0.0	mg/L
082079	Turbidity	"	"	SM 2130B	03/29/07 12:29	15.5	NTU	0.01	NTU
000940	Chloride	"	"	SM 4500Cl-B	04/13/07 16:10	4.36	mg/L	0.47	mg/L
070300	Total Dis. Solids	"	"	SM 2540C	04/10/07 16:30	63	mg/L	17.3	mg/L
000610	Ammonia	"	"	SM 4500NH_3H	03/28/07 8:00	<0.04	mg/L	0.08	mg/L
000620	Nitrate	"	"	SM 4500$N0_3F$	03/30/07 9:00	3.74	mg/L	0.03	mg/L
072020	Water Level (MSL)	"	"		03/29/07 12:29	28.73	Feet		Feet

*Attach Laboratory Reports

mo/mlfil240522(2)

ELAB, Inc. 8 East Tower Cr., Ormond Beach, FL 32174-8759 **Date:** *11-Apr-07*

Analytical Report

CLIENT: Pasco County Environmental Laboratory
Lab Order: F07031249
Project: Resource Recovery
Lab ID: F07031249-002

Client Sample ID: 2 MW 2
Collection Date: 3/29/2007 12:29:00 PM
Sample Description:
Matrix: Groundwater

Analyses	Result	Qual	MDL	RL	Units	DF	Date Analyzed	Batch ID
ICP METALS		**SW6010**	PrepDate: **4/2/2007 9:49:00 AM**				Analyst: **TPI**	
Arsenic	0.0028	U	0.0028	0.010	mg/L	1	04/02/07 20:08	43190
Barium	0.047		0.0014	0.010	mg/L	1	04/02/07 20:08	43190
Beryllium	0.00016	U	0.00016	0.0010	mg/L	1	04/02/07 20:08	43190
Cadmium	0.00036	U	0.00036	0.0010	mg/L	1	04/02/07 20:08	43190
Chromium	0.00065	U	0.00065	0.0050	mg/L	1	04/02/07 20:08	43190
Cobalt	0.0010	U	0.0010	0.010	mg/L	1	04/02/07 20:08	43190
Copper	0.0047	I	0.0021	0.0050	mg/L	1	04/02/07 20:08	43190
Lead	0.0026	U	0.0026	0.010	mg/L	1	04/02/07 20:08	43190
Nickel	0.0015	U	0.0015	0.0050	mg/L	1	04/02/07 20:08	43190
Selenium	0.0042	U	0.0042	0.015	mg/L	1	04/02/07 20:08	43190
Silver	0.0010	I	0.00091	0.0050	mg/L	1	04/02/07 20:08	43190
Vanadium	0.0016	U	0.0016	0.010	mg/L	1	04/02/07 20:08	43190
Zinc	0.0066	I	0.0032	0.020	mg/L	1	04/02/07 20:08	43190
ICP/MS METALS		**SW6020**	PrepDate: **4/2/2007 9:49:00 AM**				Analyst: **DSK**	
Antimony	0.00040	U	0.00040	0.0010	mg/L	1	04/03/07 19:25	43190
Thallium	0.00027	I	0.00012	0.0010	mg/L	1	04/03/07 19:25	43190
8011: EDB AND DBCP		**SW8011**	PrepDate: **4/4/2007 8:30:00 AM**				Analyst: **JKR**	
1,2-Dibromo-3-chloropropane	0.0060	U	0.0060	0.020	µg/L	1	04/05/07 02:22	43212
Ethylene Dibromide	0.0063	U	0.0063	0.010	µg/L	1	04/05/07 02:22	43212
Surr: 4-Bromofluorobenzene	95.6		0	60-140	%REC	1	04/05/07 02:22	43212
8260: VOLATILE ORGANIC COMPOUNDS		**SW8260**	PrepDate: **4/9/2007**				Analyst: **PAN**	
Acetone	2.5	U	2.5	10	µg/L	1	04/10/07 02:10	43388
Acrylonitrile	0.72	U	0.72	10	µg/L	1	04/10/07 02:10	43388
Benzene	0.16	U	0.16	1.0	µg/L	1	04/10/07 02:10	43388
Bromochloromethane	0.64	U	0.64	1.0	µg/L	1	04/10/07 02:10	43388
Bromodichloromethane	0.37	U	0.37	0.60	µg/L	1	04/10/07 02:10	43388
Bromoform	0.42	U	0.42	1.0	µg/L	1	04/10/07 02:10	43388
Bromomethane	0.26	U	0.26	1.0	µg/L	1	04/10/07 02:10	43388
2-Butanone	0.65	U	0.65	10	µg/L	1	04/10/07 02:10	43388
Carbon disulfide	0.81	U	0.81	1.0	µg/L	1	04/10/07 02:10	43388
Carbon tetrachloride	0.78	U	0.78	1.0	µg/L	1	04/10/07 02:10	43388
Chlorobenzene	0.17	U	0.17	1.0	µg/L	1	04/10/07 02:10	43388
Chloroethane	0.52	U	0.52	1.0	µg/L	1	04/10/07 02:10	43388
Chloroform	0.60	U	0.60	1.0	µg/L	1	04/10/07 02:10	43388

Data Qualifier Code Key:
I Analyte detected below quantitation limits
U Not Detected Above the MDL
S Spike Recovery outside accepted recovery limits

ELAB, Inc. 8 East Tower Cr., Ormond Beach, FL 32174-8759 **Date:** *11-Apr-07*

Analytical Report

CLIENT: Pasco County Environmental Laboratory
Lab Order: F07031249
Project: Resource Recovery
Lab ID: F07031249-002

Client Sample ID: 2 MW 2
Collection Date: 3/29/2007 12:29:00 PM
Sample Description:
Matrix: Groundwater

Analyses	Result	Qual	MDL	RL	Units	DF	Date Analyzed	Batch ID
8260: VOLATILE ORGANIC COMPOUNDS		**SW8260**	PrepDate: **4/9/2007**				Analyst: **PAN**	
Chloromethane	0.60	U	0.60	1.0	µg/L	1	04/10/07 02:10	43388
Dibromochloromethane	0.20	U	0.20	0.50	µg/L	1	04/10/07 02:10	43388
Dibromomethane	0.94	U	0.94	1.0	µg/L	1	04/10/07 02:10	43388
trans-1,4-Dichloro-2-butene	2.1	U	2.1	10	µg/L	1	04/10/07 02:10	43388
1,2-Dichlorobenzene	0.11	U	0.11	1.0	µg/L	1	04/10/07 02:10	43388
1,4-Dichlorobenzene	0.86	U	0.86	1.0	µg/L	1	04/10/07 02:10	43388
1,1-Dichloroethane	0.81	U	0.81	1.0	µg/L	1	04/10/07 02:10	43388
1,2-Dichloroethane	0.92	U	0.92	1.0	µg/L	1	04/10/07 02:10	43388
1,1-Dichloroethene	0.81	U	0.81	1.0	µg/L	1	04/10/07 02:10	43388
cis-1,2-Dichloroethene	0.92	U	0.92	1.0	µg/L	1	04/10/07 02:10	43388
trans-1,2-Dichloroethene	0.46	U	0.46	1.0	µg/L	1	04/10/07 02:10	43388
1,2-Dichloropropane	0.13	U	0.13	1.0	µg/L	1	04/10/07 02:10	43388
cis-1,3-Dichloropropene	0.19	U	0.19	0.50	µg/L	1	04/10/07 02:10	43388
trans-1,3-Dichloropropene	0.33	U	0.33	0.50	µg/L	1	04/10/07 02:10	43388
Ethylbenzene	0.47	U	0.47	1.0	µg/L	1	04/10/07 02:10	43388
2-Hexanone	0.59	U	0.59	10	µg/L	1	04/10/07 02:10	43388
Iodomethane	0.80	U	0.80	1.0	µg/L	1	04/10/07 02:10	43388
4-Methyl-2-pentanone	0.76	U	0.76	10	µg/L	1	04/10/07 02:10	43388
Methylene chloride	0.33	U	0.33	5.0	µg/L	1	04/10/07 02:10	43388
Styrene	0.59	U	0.59	1.0	µg/L	1	04/10/07 02:10	43388
1,1,1,2-Tetrachloroethane	0.69	U	0.69	1.0	µg/L	1	04/10/07 02:10	43388
1,1,2,2-Tetrachloroethane	0.19	U	0.19	0.50	µg/L	1	04/10/07 02:10	43388
Tetrachloroethene	0.74	U	0.74	1.0	µg/L	1	04/10/07 02:10	43388
Toluene	0.15	U	0.15	1.0	µg/L	1	04/10/07 02:10	43388
1,1,1-Trichloroethane	0.66	U	0.66	1.0	µg/L	1	04/10/07 02:10	43388
1,1,2-Trichloroethane	0.50	U	0.50	1.0	µg/L	1	04/10/07 02:10	43388
Trichloroethene	0.61	U	0.61	1.0	µg/L	1	04/10/07 02:10	43388
Trichlorofluoromethane	0.20	U	0.20	1.0	µg/L	1	04/10/07 02:10	43388
1,2,3-Trichloropropane	0.20	U	0.20	0.50	µg/L	1	04/10/07 02:10	43388
Vinyl acetate	0.79	U	0.79	2.0	µg/L	1	04/10/07 02:10	43388
Vinyl chloride	0.37	U	0.37	1.0	µg/L	1	04/10/07 02:10	43388
Xylenes, Total	0.32	U	0.32	1.0	µg/L	1	04/10/07 02:10	43388
Surr: 4-Bromofluorobenzene	87.0		0	75-109	%REC	1	04/10/07 02:10	43388
Surr: Dibromofluoromethane	112		0	88-113	%REC	1	04/10/07 02:10	43388
Surr: 1,2-Dichloroethane-d4	115		0	83-132	%REC	1	04/10/07 02:10	43388
Surr: Toluene-d8	82.8		0	78-110	%REC	1	04/10/07 02:10	43388

Data Qualifier Code Key:
I Analyte detected below quantitation limits
U Not Detected Above the MDL
S Spike Recovery outside accepted recovery limits

PART III ANALYTICAL RESULTS

Facility GMS #: 4051C00030

Sampling Date/Time: 03/29/07 11:51

Test Site ID #: 4051A16512

Report Period: 2007 / Quarter I (year/quarter)

Well Name: 4MW-2

Well Purged (Y/N): YES

Classification of Groundwater: Floridan

Well Type: ( ) Background ( ) Intermediate (XXX) Compliance ( ) Other

Groundwater Elevation (NGVD): 28.19

or (MSL):

Storet Code	Parameter Monitored	Sampling Method	Field Filtered Y/N	Analysis Method	Analysis Date/Time	*Analysis Results/Units		Detection Limits/Units	
000929	Sodium	Well Wiz. Ded. Mon. System	No	SM 3111B	03/30/07 10:00	2.53	mg/L	0.10	mg/L
001045	Iron	"	"	SM 3111B	03/30/07 9:45	0.01	mg/L	0.02	mg/L
071900	Mercury	"	"	SM 3112B	04/09/07 10:00	<0.0005	mg/L	0.0005	mg/L
000400	pH-Field	"	"	SM 4500H+B	03/29/07 11:51	8.03	Std. Units	0.01	Std. Units
000010	Temperature (Field)	"	"	SM 2550B	03/29/07 11:51	24.80	°C	0	°C
000095	Specific Cond. (Field)	"	"	SM 2510B	03/29/07 11:51	180	µmhos/cm	0.0	µmhos/cm
000344	D.O. (Field)	"	"	SM 45000G	03/29/07 11:51	1.85	mg/L	0.0	mg/L
082079	Turbidity	"	"	SM 2130B	03/29/07 11:51	3.3	NTU	0.01	NTU
000940	Chloride	"	"	SM 4500Cl-B	04/13/07 16:10	4.69	mg/L	0.47	mg/L
070300	Total Dis. Solids	"	"	SM 2540C	04/10/07 16:30	129	mg/L	17.3	mg/L
000610	Ammonia	"	"	SM 4500NH_3H	03/28/07 8:00	<0.04	mg/L	0.08	mg/L
000620	Nitrate	"	"	SM 4500$N0_3F$	03/30/07 9:00	2.69	mg/L	0.03	mg/L
072020	Water Level (MSL)	"	"		03/29/07 11.51	28.19	Feet		Feet

*Attach Laboratory Reports

mo/mlfil240522(4)

ELAB, Inc. 8 East Tower Cr., Ormond Beach, FL 32174-8759 **Date:** *11-Apr-07*

Analytical Report

CLIENT: Pasco County Environmental Laboratory
Lab Order: F07031249
Project: Resource Recovery
Lab ID: F07031249-003

Client Sample ID: 4 MW 2
Collection Date: 3/29/2007 11:51:00 AM
Sample Description:
Matrix: Groundwater

Analyses	Result	Qual	MDL	RL	Units	DF	Date Analyzed	Batch ID
ICP METALS		**SW6010**	PrepDate: **4/2/2007 9:49:00 AM**				Analyst: **TPI**	
Arsenic	0.0028	U	0.0028	0.010	mg/L	1	04/02/07 20:12	43190
Barium	0.0060	I	0.0014	0.010	mg/L	1	04/02/07 20:12	43190
Beryllium	0.00016	U	0.00016	0.0010	mg/L	1	04/02/07 20:12	43190
Cadmium	0.00036	U	0.00036	0.0010	mg/L	1	04/02/07 20:12	43190
Chromium	0.00076	I	0.00065	0.0050	mg/L	1	04/02/07 20:12	43190
Cobalt	0.0010	U	0.0010	0.010	mg/L	1	04/02/07 20:12	43190
Copper	0.0021	U	0.0021	0.0050	mg/L	1	04/02/07 20:12	43190
Lead	0.0026	U	0.0026	0.010	mg/L	1	04/02/07 20:12	43190
Nickel	0.0015	U	0.0015	0.0050	mg/L	1	04/02/07 20:12	43190
Selenium	0.0042	U	0.0042	0.015	mg/L	1	04/02/07 20:12	43190
Silver	0.00091	U	0.00091	0.0050	mg/L	1	04/02/07 20:12	43190
Vanadium	0.0050	I	0.0016	0.010	mg/L	1	04/02/07 20:12	43190
Zinc	0.0041	I	0.0032	0.020	mg/L	1	04/02/07 20:12	43190
ICP/MS METALS		**SW6020**	PrepDate: **4/2/2007 9:49:00 AM**				Analyst: **DSK**	
Antimony	0.00040	U	0.00040	0.0010	mg/L	1	04/03/07 19:31	43190
Thallium	0.00012	I	0.00012	0.0010	mg/L	1	04/03/07 19:31	43190
8011: EDB AND DBCP		**SW8011**	PrepDate: **4/4/2007 8:30:00 AM**				Analyst: **JKR**	
1,2-Dibromo-3-chloropropane	0.0060	U	0.0060	0.020	µg/L	1	04/05/07 02:42	43212
Ethylene Dibromide	0.0063	U	0.0063	0.010	µg/L	1	04/05/07 02:42	43212
Surr: 4-Bromofluorobenzene	123		0	60-140	%REC	1	04/05/07 02:42	43212
8260: VOLATILE ORGANIC COMPOUNDS		**SW8260**	PrepDate: **4/9/2007**				Analyst: **PAN**	
Acetone	2.5	U	2.5	10	µg/L	1	04/10/07 02:40	43388
Acrylonitrile	0.72	U	0.72	10	µg/L	1	04/10/07 02:40	43388
Benzene	0.16	U	0.16	1.0	µg/L	1	04/10/07 02:40	43388
Bromochloromethane	0.64	U	0.64	1.0	µg/L	1	04/10/07 02:40	43388
Bromodichloromethane	0.37	U	0.37	0.60	µg/L	1	04/10/07 02:40	43388
Bromoform	0.42	U	0.42	1.0	µg/L	1	04/10/07 02:40	43388
Bromomethane	0.26	U	0.26	1.0	µg/L	1	04/10/07 02:40	43388
2-Butanone	0.65	U	0.65	10	µg/L	1	04/10/07 02:40	43388
Carbon disulfide	0.81	U	0.81	1.0	µg/L	1	04/10/07 02:40	43388
Carbon tetrachloride	0.78	U	0.78	1.0	µg/L	1	04/10/07 02:40	43388
Chlorobenzene	0.17	U	0.17	1.0	µg/L	1	04/10/07 02:40	43388
Chloroethane	0.52	U	0.52	1.0	µg/L	1	04/10/07 02:40	43388
Chloroform	0.60	U	0.60	1.0	µg/L	1	04/10/07 02:40	43388

Data Qualifier Code Key:
I Analyte detected below quantitation limits
U Not Detected Above the MDL
S Spike Recovery outside accepted recovery limits

ELAB, Inc. 8 East Tower Cr., Ormond Beach, FL 32174-8759 **Date:** *11-Apr-07*

Analytical Report

CLIENT: Pasco County Environmental Laboratory
Lab Order: F07031249
Project: Resource Recovery
Lab ID: F07031249-003

Client Sample ID: 4 MW 2
Collection Date: 3/29/2007 11:51:00 AM
Sample Description:
Matrix: Groundwater

Analyses	Result	Qual	MDL	RL	Units	DF	Date Analyzed	Batch ID
8260: VOLATILE ORGANIC COMPOUNDS		**SW8260**	PrepDate:	**4/9/2007**			Analyst: **PAN**	
Chloromethane	0.60	U	0.60	1.0	µg/L	1	04/10/07 02:40	43388
Dibromochloromethane	0.20	U	0.20	0.50	µg/L	1	04/10/07 02:40	43388
Dibromomethane	0.94	U	0.94	1.0	µg/L	1	04/10/07 02:40	43388
trans-1,4-Dichloro-2-butene	2.1	U	2.1	10	µg/L	1	04/10/07 02:40	43388
1,2-Dichlorobenzene	0.11	U	0.11	1.0	µg/L	1	04/10/07 02:40	43388
1,4-Dichlorobenzene	0.86	U	0.86	1.0	µg/L	1	04/10/07 02:40	43388
1,1-Dichloroethane	0.81	U	0.81	1.0	µg/L	1	04/10/07 02:40	43388
1,2-Dichloroethane	0.92	U	0.92	1.0	µg/L	1	04/10/07 02:40	43388
1,1-Dichloroethene	0.81	U	0.81	1.0	µg/L	1	04/10/07 02:40	43388
cis-1,2-Dichloroethene	0.92	U	0.92	1.0	µg/L	1	04/10/07 02:40	43388
trans-1,2-Dichloroethene	0.46	U	0.46	1.0	µg/L	1	04/10/07 02:40	43388
1,2-Dichloropropane	0.13	U	0.13	1.0	µg/L	1	04/10/07 02:40	43388
cis-1,3-Dichloropropene	0.19	U	0.19	0.50	µg/L	1	04/10/07 02:40	43388
trans-1,3-Dichloropropene	0.33	U	0.33	0.50	µg/L	1	04/10/07 02:40	43388
Ethylbenzene	0.47	U	0.47	1.0	µg/L	1	04/10/07 02:40	43388
2-Hexanone	0.59	U	0.59	10	µg/L	1	04/10/07 02:40	43388
Iodomethane	0.80	U	0.80	1.0	µg/L	1	04/10/07 02:40	43388
4-Methyl-2-pentanone	0.76	U	0.76	10	µg/L	1	04/10/07 02:40	43388
Methylene chloride	0.33	U	0.33	5.0	µg/L	1	04/10/07 02:40	43388
Styrene	0.59	U	0.59	1.0	µg/L	1	04/10/07 02:40	43388
1,1,1,2-Tetrachloroethane	0.69	U	0.69	1.0	µg/L	1	04/10/07 02:40	43388
1,1,2,2-Tetrachloroethane	0.19	U	0.19	0.50	µg/L	1	04/10/07 02:40	43388
Tetrachloroethene	0.74	U	0.74	1.0	µg/L	1	04/10/07 02:40	43388
Toluene	0.15	U	0.15	1.0	µg/L	1	04/10/07 02:40	43388
1,1,1-Trichloroethane	0.66	U	0.66	1.0	µg/L	1	04/10/07 02:40	43388
1,1,2-Trichloroethane	0.50	U	0.50	1.0	µg/L	1	04/10/07 02:40	43388
Trichloroethene	0.61	U	0.61	1.0	µg/L	1	04/10/07 02:40	43388
Trichlorofluoromethane	0.20	U	0.20	1.0	µg/L	1	04/10/07 02:40	43388
1,2,3-Trichloropropane	0.20	U	0.20	0.50	µg/L	1	04/10/07 02:40	43388
Vinyl acetate	0.79	U	0.79	2.0	µg/L	1	04/10/07 02:40	43388
Vinyl chloride	0.37	U	0.37	1.0	µg/L	1	04/10/07 02:40	43388
Xylenes, Total	0.32	U	0.32	1.0	µg/L	1	04/10/07 02:40	43388
Surr: 4-Bromofluorobenzene	85.9		0	75-109	%REC	1	04/10/07 02:40	43388
Surr: Dibromofluoromethane	119	S	0	88-113	%REC	1	04/10/07 02:40	43388
Surr: 1,2-Dichloroethane-d4	111		0	83-132	%REC	1	04/10/07 02:40	43388
Surr: Toluene-d8	87.3		0	78-110	%REC	1	04/10/07 02:40	43388

Data Qualifier Code Key:
I Analyte detected below quantitation limits
U Not Detected Above the MDL
S Spike Recovery outside accepted recovery limits

PART III ANALYTICAL RESULTS

Facility GMS #: 4051C00030

Sampling Date/Time: 04/02/07 14:15

Test Site ID #: 4051A16508

Report Period: 2007 / Quarter I (year/quarter)

Well Name: 2MW-4

Well Purged (Y/N): YES

Classification of Groundwater: Surficial

Well Type: ( ) Background
( ) Intermediate
(XXX) Compliance
( ) Other

Groundwater Elevation (NGVD): Dry

or (MSL):

Storet Code	Parameter Monitored	Sampling Method	Field Filtered Y/N	Analysis Method	Analysis Date/Time	*Analysis Results/Units		Detection Limits/Units	
000929	Sodium	Well Wiz. Ded. Mon. System	No	SM 3111B		Dry	mg/L	0.10	mg/L
001045	Iron	"	"	SM 3111B		Dry	mg/L	0.02	mg/L
071900	Mercury	"	"	SM 3112B		Dry	mg/L	0.0005	mg/L
000400	pH-Field	"	"	SM 4500H+B		Dry	Std. Units	0.01	Std. Units
000010	Temperature (Field)	"	"	SM 2550B		Dry	°C	0	°C
000095	Specific Cond. (Field)	"	"	SM 2510B		Dry	µmhos/cm	0.0	µmhos/cm
000344	D.O. (Field)	"	"	SM 45000G		Dry	mg/L	0.0	mg/L
082079	Turbidity	"	"	SM 2130B		Dry	NTU	0.01	NTU
000940	Chloride	"	"	SM 4500Cl-B		Dry	mg/L	0.47	mg/L
070300	Total Dis. Solids	"	"	SM 2540C		Dry	mg/L	17.3	mg/L
000610	Ammonia	"	"	SM 4500NH_3H		Dry	mg/L	0.08	mg/L
000620	Nitrate	"	"	SM 4500$N0_3$F		Dry	mg/L	0.03	mg/L
072020	Water Level (MSL)	"	"			Dry	Feet		Feet

*Attach Laboratory Reports

mo/mlfil240522(5)

PART III ANALYTICAL RESULTS

Facility GMS #: 4051C00030

Sampling Date/Time: 04/02/07 13:54

Test Site ID #: 4051A16513

Report Period: 2007 / Quarter I (year/quarter)

Well Name: 4MW-4

Well Purged (Y/N): YES

Classification of Groundwater: Floridan

Well Type: ( ) Background
( ) Intermediate
(XXX) Compliance
( ) Other

Groundwater Elevation (NGVD): 21.35

or (MSL):

Storet Code	Parameter Monitored	Sampling Method	Field Filtered Y/N	Analysis Method	Analysis Date/Time	*Analysis Results/Units		Detection Limits/Units	
000929	Sodium	Well Wiz. Ded. Mon. System	No	SM 3111B	04/05/07 9:45	3.92	mg/L	0.10	mg/L
001045	Iron	"	"	SM 3111B	04/05/07 9:30	0.02	mg/L	0.02	mg/L
071900	Mercury	"	"	SM 3112B	04/09/07 10:00	<0.0005	mg/L	0.0005	mg/L
000400	pH-Field	"	"	SM 4500H+B	04/02/07 13:54	7.63	Std. Units	0.01	Std. Units
000010	Temperature (Field)	"	"	SM 2550B	04/02/07 13:54	25.08	°C	0	°C
000095	Specific Cond. (Field)	"	"	SM 2510B	04/02/07 13:54	310	µmhos/cm	0.0	µmhos/cm
000344	D.O. (Field)	"	"	SM 45000G	04/02/07 13:54	2.66	mg/L	0.0	mg/L
082079	Turbidity	"	"	SM 2130B	04/02/07 13:54	0.0	NTU	0.01	NTU
000940	Chloride	"	"	SM 4500Cl-B	04/13/07 16:10	28.8	mg/L	0.47	mg/L
070300	Total Dis. Solids	"	"	SM 2540C	04/10/07 16:30	264	mg/L	17.3	mg/L
000610	Ammonia	"	"	SM 4500NH$_3$H	04/17/07 9:00	<0.04	mg/L	0.08	mg/L
000620	Nitrate	"	"	SM 4500N0$_3$F	04/05/07 9:00	0.41	mg/L	0.03	mg/L
072020	Water Level (MSL)	"	"		04/02/07 13.54	21.35	Feet		Feet

*Attach Laboratory Reports

mo/mlfil240522(6)

SOUTHERN ANALYTICAL LABORATORIES, INC.
110 BAYVIEW BOULEVARD, OLDSMAR, FL 34677 813-855-1844 fax 813-855-2218

Pasco County Environmental Laboratory
8864 Government Drive
New Port Richey, FL 34654-

May 15, 2007
Project No: 69676

Laboratory Report

Project Name	Resource Recovery
Sample Description	4MW4
Matrix	Groundwater
SAL Sample Number	69676.01
Date/Time Collected	04/02/07 13:54
Date/Time Received	04/05/07 13:00

Parameters	Units	Results	Method	Detection Limit	Date/Time Analyzed	Date/Time Prep	Analyst
Volatile Organic Compounds							
1,1,1,2-Tetrachloroethane	ug/l	0.63 U,S13	EPA 8260	0.63	04/12/07 01:51		MP
1,1,1-Trichloroethane	ug/l	0.46 U,S13	EPA 8260	0.46	04/12/07 01:51		MP
1,1,2,2-Tetrachloroethane	ug/l	0.15 U,S13	EPA 8260	0.15	04/12/07 01:51		MP
1,1,2-Trichloroethane	ug/l	0.47 U,S13	EPA 8260	0.47	04/12/07 01:51		MP
1,1-Dichloroethane	ug/l	0.52 U,S13	EPA 8260	0.52	04/12/07 01:51		MP
1,1-Dichloroethene	ug/l	0.45 U,S13	EPA 8260	0.45	04/12/07 01:51		MP
1,2,3-Trichloropropane	ug/l	0.18 U,S13	EPA 8260	0.18	04/12/07 01:51		MP
1,2-Dibromo-3-chloropropane	ug/l	2.5 U,S13	EPA 8260	2.5	04/12/07 01:51		MP
1,2-Dibromoethane	ug/l	0.50 U,S13	EPA 8260	0.50	04/12/07 01:51		MP
1,2-Dichlorobenzene	ug/l	0.44 U,S13	EPA 8260	0.44	04/12/07 01:51		MP
1,2-Dichloroethane	ug/l	0.57 U,S13	EPA 8260	0.57	04/12/07 01:51		MP
1,2-Dichloropropane	ug/l	0.52 U,S13	EPA 8260	0.52	04/12/07 01:51		MP
1,4-Dichlorobenzene	ug/l	0.52 U,S13	EPA 8260	0.52	04/12/07 01:51		MP
2-Hexanone	ug/l	4.4 U,S13	EPA 8260	4.4	04/12/07 01:51		MP
Acetone	ug/l	9.9 U,S13	EPA 8260	9.9	04/12/07 01:51		MP
Acrylonitrile	ug/l	1.2 U,S13	EPA 8260	1.2	04/12/07 01:51		MP
Benzene	ug/l	0.50 U,S13	EPA 8260	0.50	04/12/07 01:51		MP
Bromochloromethane	ug/l	0.58 U,S13	EPA 8260	0.58	04/12/07 01:51		MP
Bromodichloromethane	ug/l	0.35 U,S13	EPA 8260	0.35	04/12/07 01:51		MP
Bromoform	ug/l	0.58 U,S13	EPA 8260	0.58	04/12/07 01:51		MP
Bromomethane	ug/l	2.5 U,S13	EPA 8260	2.5	04/12/07 01:51		MP
Carbon disulfide	ug/l	0.85 U,S13	EPA 8260	0.85	04/12/07 01:51		MP
Carbon tetrachloride	ug/l	0.42 U,S13	EPA 8260	0.42	04/12/07 01:51		MP
Chlorobenzene	ug/l	0.63 U,S13	EPA 8260	0.63	04/12/07 01:51		MP
Chloroethane	ug/l	2.5 U,S13	EPA 8260	2.5	04/12/07 01:51		MP
Chloroform	ug/l	0.90 U,S13	EPA 8260	0.90	04/12/07 01:51		MP
Chloromethane	ug/l	1.0 U,S13	EPA 8260	1.0	04/12/07 01:51		MP
cis-1,2-Dichloroethene	ug/l	0.65 U,S13	EPA 8260	0.65	04/12/07 01:51		MP
cis-1,3-Dichloropropene	ug/l	0.14 U,S13	EPA 8260	0.14	04/12/07 01:51		MP
Dibromochloromethane	ug/l	0.34 U,S13	EPA 8260	0.34	04/12/07 01:51		MP
Dibromomethane	ug/l	0.41 U,S13	EPA 8260	0.41	04/12/07 01:51		MP
Ethylbenzene	ug/l	0.44 U,S13	EPA 8260	0.44	04/12/07 01:51		MP
Iodomethane	ug/l	2.5 U,S13	EPA 8260	2.5	04/12/07 01:51		MP
MEK (2-Butanone)	ug/l	8.4 U,S13	EPA 8260	8.4	04/12/07 01:51		MP
Methylene chloride	ug/l	4.0 U,S13	EPA 8260	4.0	04/12/07 01:51		MP
MIBK (4-Methyl-2-pentanone)	ug/l	3.8 U,S13	EPA 8260	3.8	04/12/07 01:51		MP
Styrene	ug/l	0.98 U,S13	EPA 8260	0.98	04/12/07 01:51		MP
Tetrachloroethene	ug/l	0.50 U,S13	EPA 8260	0.50	04/12/07 01:51		MP
Toluene	ug/l	0.51 U,S13	EPA 8260	0.51	04/12/07 01:51		MP
trans-1,2-Dichloroethene	ug/l	0.44 U,S13	EPA 8260	0.44	04/12/07 01:51		MP

FDOH Laboratory No. E84129
NELAP Accredited

Francis I. Daniels, Laboratory Director
Leslie C. Boardman, Q. A. Manager

SOUTHERN ANALYTICAL LABORATORIES, INC.
110 BAYVIEW BOULEVARD, OLDSMAR, FL 34677 813-855-1844 fax 813-855-2218

Pasco County Environmental Laboratory
8864 Government Drive
New Port Richey, FL 34654-

May 15, 2007
Project No: 69676

Laboratory Report

Project Name	**Resource Recovery**
Sample Description	**4MW4**
Matrix	**Groundwater**
SAL Sample Number	**69676.01**
Date/Time Collected	**04/02/07 13:54**
Date/Time Received	**04/05/07 13:00**

Parameters	Units	Results	Method	Detection Limit	Date/Time Analyzed	Date/Time Prep	Analyst
Volatile Organic Compounds							
trans-1,3-Dichloropropene	ug/l	0.14 U,S13	EPA 8260	0.14	04/12/07 01:51		MP
trans-1,4-Dichloro-2-butene	ug/l	2.5 U,S13	EPA 8260	2.5	04/12/07 01:51		MP
Trichloroethene	ug/l	0.50 U,S13	EPA 8260	0.50	04/12/07 01:51		MP
Trichlorofluoromethane	ug/l	2.5 U,S13	EPA 8260	2.5	04/12/07 01:51		MP
Vinyl acetate	ug/l	1.5 U,S13	EPA 8260	1.5	04/12/07 01:51		MP
Vinyl chloride	ug/l	0.50 U,S13	EPA 8260	0.50	04/12/07 01:51		MP
Xylenes, Total	ug/l	0.50 U,S13	EPA 8260	0.50	04/12/07 01:51		MP
Metals							
Silver	mg/l	0.01 U	EPA 6010	0.01	04/09/07 18:17	04/09/07 13:12	PSS
Arsenic	mg/l	0.05 U	EPA 6010	0.05	04/09/07 18:17	04/09/07 13:12	PSS
Barium	mg/l	0.01 U	EPA 6010	0.01	04/09/07 18:17	04/09/07 13:12	PSS
Beryllium	mg/l	0.0001 U	EPA 6010	0.0001	04/09/07 18:17	04/09/07 13:12	PSS
Cadmium	mg/l	0.001 U	EPA 6010	0.001	04/09/07 18:17		PSS
Cobalt	mg/l	0.01 U	EPA 6010	0.01	04/09/07 18:17	04/09/07 13:12	PSS
Chromium	mg/l	0.01 U	EPA 6010	0.01	04/09/07 18:17	04/09/07 13:12	PSS
Copper	mg/l	0.01 U	EPA 6010	0.01	04/09/07 18:17	04/09/07 13:12	PSS
Nickel	mg/l	0.02 U	EPA 6010	0.02	04/09/07 18:17	04/09/07 13:12	PSS
Lead	mg/l	0.05 U	EPA 6010	0.05	04/09/07 18:17	04/09/07 13:12	PSS
Antimony	mg/l	0.05 U	EPA 6010	0.05	04/09/07 18:17	04/09/07 13:12	PSS
Selenium	mg/l	0.05 U	EPA 6010	0.05	04/09/07 18:17	04/09/07 13:12	PSS
Thallium	mg/l	0.05 U	EPA 6010	0.05	04/09/07 18:17	04/09/07 13:12	PSS
Vanadium	mg/l	0.01 U	EPA 6010	0.01	04/09/07 18:17	04/09/07 13:12	PSS
Zinc	mg/l	0.011 I	EPA 6010	0.005	04/09/07 18:17	04/09/07 13:12	PSS

PART III ANALYTICAL RESULTS

Facility GMS #: 4051C00030

Sampling Date/Time: 03/29/07 13:00

Test Site ID #: 4051A16509

Report Period: 2007 / Quarter I (year/quarter)

Well Name: 2MW-5

Well Purged (Y/N): YES

Classification of Groundwater: Surficial

Well Type: ( ) Background
( ) Intermediate
(XXX) Compliance
( ) Other

Groundwater Elevation (NGVD): Dry

or (MSL):

Storet Code	Parameter Monitored	Sampling Method	Field Filtered Y/N	Analysis Method	Analysis Date/Time	*Analysis Results/Units		Detection Limits/Units	
000929	Sodium	Well Wiz. Ded. Mon. System	No	SM 3111B		Dry	mg/L	0.10	mg/L
001045	Iron	"	"	SM 3111B		Dry	mg/L	0.02	mg/L
071900	Mercury	"	"	SM 3112B		Dry	mg/L	0.0005	mg/L
000400	pH-Field	"	"	SM 4500H+B		Dry	Std. Units	0.01	Std. Units
000010	Temperature (Field)	"	"	SM 2550B		Dry	°C	0	°C
000095	Specific Cond. (Field)	"	"	SM 2510B		Dry	µmhos/cm	0.0	µmhos/cm
000344	D.O. (Field)	"	"	SM 45000G		Dry	mg/L	0.0	mg/L
082079	Turbidity	"	"	SM 2130B		Dry	NTU	0.01	NTU
000940	Chloride	"	"	SM 4500Cl-B		Dry	mg/L	0.47	mg/L
070300	Total Dis. Solids	"	"	SM 2540C		Dry	mg/L	17.3	mg/L
000610	Ammonia	"	"	SM 4500NH_3H		Dry	mg/L	0.08	mg/L
000620	Nitrate	"	"	SM 4500$N0_3$F		Dry	mg/L	0.03	mg/L
072020	Water Level (MSL)	"	"			Dry	Feet		Feet

*Attach Laboratory Reports

mo/mlfil240522(7)

PART III ANALYTICAL RESULTS

Facility GMS #: 4051C00030

Sampling Date/Time: 03/29/07 14:20

Test Site ID #: 4051A16514

Report Period: 2007 / Quarter I (year/quarter)

Well Name: 4MW-5

Well Purged (Y/N): YES

Classification of Groundwater: Floridan

Well Type: ( ) Background
( ) Intermediate
(XXX) Compliance
( ) Other

Groundwater Elevation (NGVD): 21.27

or (MSL):

Storet Code	Parameter Monitored	Sampling Method	Field Filtered Y/N	Analysis Method	Analysis Date/Time	*Analysis Results/Units		Detection Limits/Units	
000929	Sodium	Well Wiz. Ded. Mon. System	No	SM 3111B	03/30/07 10:00	23.9	mg/L	0.10	mg/L
001045	Iron	"	"	SM 3111B	03/30/07 9:45	0.01	mg/L	0.02	mg/L
071900	Mercury	"	"	SM 3112B	04/09/07 10:00	<0.0005	mg/L	0.0005	mg/L
000400	pH-Field	"	"	SM 4500H+B	03/29/07 14:20	7.47	Std. Units	0.01	Std. Units
000010	Temperature (Field)	"	"	SM 2550B	03/29/07 14:20	24.8	°C	0	°C
000095	Specific Cond. (Field)	"	"	SM 2510B	03/29/07 14:20	544	µmhos/cm	0.0	µmhos/cm
000344	D.O. (Field)	"	"	SM 45000G	03/29/07 14:20	2.60	mg/L	0.0	mg/L
082079	Turbidity	"	"	SM 2130B	03/29/07 14:20	0.0	NTU	0.01	NTU
000940	Chloride	"	"	SM 4500Cl-B	04/13/07 16:10	84.5	mg/L	0.47	mg/L
070300	Total Dis. Solids	"	"	SM 2540C	04/10/07 16:30	368	mg/L	17.3	mg/L
000610	Ammonia	"	"	SM 4500NH_3H	03/28/07 8.00	<0.04	mg/L	0.08	mg/L
000620	Nitrate	"	"	SM 4500$N0_3$F	03/30/07 9:00	0.95	mg/L	0.03	mg/L
072020	Water Level (MSL)	"	"		03/29/07 14:20	21.27	Feet		Feet

*Attach Laboratory Reports

mo/mlfil240522(8)

ELAB, Inc. 8 East Tower Cr., Ormond Beach, FL 32174-8759 **Date:** *11-Apr-07*

Analytical Report

CLIENT: Pasco County Environmental Laboratory
Lab Order: F07031249
Project: Resource Recovery
Lab ID: F07031249-004

Client Sample ID: 4 MW 5
Collection Date: 3/29/2007 2:20:00 PM
Sample Description:
Matrix: Groundwater

Analyses	Result	Qual	MDL	RL	Units	DF	Date Analyzed	Batch ID
ICP METALS		**SW6010**	PrepDate: **4/2/2007 9:49:00 AM**				Analyst: **TPI**	
Arsenic	0.0028	U	0.0028	0.010	mg/L	1	04/02/07 20:16	43190
Barium	0.011		0.0014	0.010	mg/L	1	04/02/07 20:16	43190
Beryllium	0.00016	U	0.00016	0.0010	mg/L	1	04/02/07 20:16	43190
Cadmium	0.00036	U	0.00036	0.0010	mg/L	1	04/02/07 20:16	43190
Chromium	0.0015	I	0.00065	0.0050	mg/L	1	04/02/07 20:16	43190
Cobalt	0.0010	U	0.0010	0.010	mg/L	1	04/02/07 20:16	43190
Copper	0.0021	U	0.0021	0.0050	mg/L	1	04/02/07 20:16	43190
Lead	0.0026	U	0.0026	0.010	mg/L	1	04/02/07 20:16	43190
Nickel	0.0015	U	0.0015	0.0050	mg/L	1	04/02/07 20:16	43190
Selenium	0.0042	U	0.0042	0.015	mg/L	1	04/02/07 20:16	43190
Silver	0.00091	U	0.00091	0.0050	mg/L	1	04/02/07 20:16	43190
Vanadium	0.0019	I	0.0016	0.010	mg/L	1	04/02/07 20:16	43190
Zinc	0.0032	U	0.0032	0.020	mg/L	1	04/02/07 20:16	43190
ICP/MS METALS		**SW6020**	PrepDate: **4/2/2007 9:49:00 AM**				Analyst: **DSK**	
Antimony	0.00064	I	0.00040	0.0010	mg/L	1	04/03/07 19:59	43190
Thallium	0.00017	I	0.00012	0.0010	mg/L	1	04/03/07 19:59	43190
8011: EDB AND DBCP		**SW8011**	PrepDate: **4/4/2007 8:30:00 AM**				Analyst: **JKR**	
1,2-Dibromo-3-chloropropane	0.0060	U	0.0060	0.020	µg/L	1	04/05/07 03:01	43212
Ethylene Dibromide	0.0063	U	0.0063	0.010	µg/L	1	04/05/07 03:01	43212
Surr: 4-Bromofluorobenzene	103		0	60-140	%REC	1	04/05/07 03:01	43212
8260: VOLATILE ORGANIC COMPOUNDS		**SW8260**	PrepDate: **4/9/2007**				Analyst: **PAN**	
Acetone	2.5	U	2.5	10	µg/L	1	04/10/07 03:10	43388
Acrylonitrile	0.72	U	0.72	10	µg/L	1	04/10/07 03:10	43388
Benzene	0.16	U	0.16	1.0	µg/L	1	04/10/07 03:10	43388
Bromochloromethane	0.64	U	0.64	1.0	µg/L	1	04/10/07 03:10	43388
Bromodichloromethane	0.37	U	0.37	0.60	µg/L	1	04/10/07 03:10	43388
Bromoform	0.42	U	0.42	1.0	µg/L	1	04/10/07 03:10	43388
Bromomethane	0.26	U	0.26	1.0	µg/L	1	04/10/07 03:10	43388
2-Butanone	0.65	U	0.65	10	µg/L	1	04/10/07 03:10	43388
Carbon disulfide	0.81	U	0.81	1.0	µg/L	1	04/10/07 03:10	43388
Carbon tetrachloride	0.78	U	0.78	1.0	µg/L	1	04/10/07 03:10	43388
Chlorobenzene	0.17	U	0.17	1.0	µg/L	1	04/10/07 03:10	43388
Chloroethane	0.52	U	0.52	1.0	µg/L	1	04/10/07 03:10	43388
Chloroform	0.60	U	0.60	1.0	µg/L	1	04/10/07 03:10	43388

Data Qualifier Code Key:
I Analyte detected below quantitation limits
U Not Detected Above the MDL
S Spike Recovery outside accepted recovery limits

ELAB, Inc. 8 East Tower Cr., Ormond Beach, FL 32174-8759 **Date:** *11-Apr-07*

Analytical Report

CLIENT: Pasco County Environmental Laboratory
Lab Order: F07031249
Project: Resource Recovery
Lab ID: F07031249-004

Client Sample ID: 4 MW 5
Collection Date: 3/29/2007 2:20:00 PM
Sample Description:
Matrix: Groundwater

Analyses	Result	Qual	MDL	RL	Units	DF	Date Analyzed	Batch ID
8260: VOLATILE ORGANIC COMPOUNDS		**SW8260**	PrepDate: **4/9/2007**				Analyst: **PAN**	
Chloromethane	0.60	U	0.60	1.0	µg/L	1	04/10/07 03:10	43388
Dibromochloromethane	0.20	U	0.20	0.50	µg/L	1	04/10/07 03:10	43388
Dibromomethane	0.94	U	0.94	1.0	µg/L	1	04/10/07 03:10	43388
trans-1,4-Dichloro-2-butene	2.1	U	2.1	10	µg/L	1	04/10/07 03:10	43388
1,2-Dichlorobenzene	0.11	U	0.11	1.0	µg/L	1	04/10/07 03:10	43388
1,4-Dichlorobenzene	0.86	U	0.86	1.0	µg/L	1	04/10/07 03:10	43388
1,1-Dichloroethane	0.81	U	0.81	1.0	µg/L	1	04/10/07 03:10	43388
1,2-Dichloroethane	0.92	U	0.92	1.0	µg/L	1	04/10/07 03:10	43388
1,1-Dichloroethene	0.81	U	0.81	1.0	µg/L	1	04/10/07 03:10	43388
cis-1,2-Dichloroethene	0.92	U	0.92	1.0	µg/L	1	04/10/07 03:10	43388
trans-1,2-Dichloroethene	0.46	U	0.46	1.0	µg/L	1	04/10/07 03:10	43388
1,2-Dichloropropane	0.13	U	0.13	1.0	µg/L	1	04/10/07 03:10	43388
cis-1,3-Dichloropropene	0.19	U	0.19	0.50	µg/L	1	04/10/07 03:10	43388
trans-1,3-Dichloropropene	0.33	U	0.33	0.50	µg/L	1	04/10/07 03:10	43388
Ethylbenzene	0.47	U	0.47	1.0	µg/L	1	04/10/07 03:10	43388
2-Hexanone	0.59	U	0.59	10	µg/L	1	04/10/07 03:10	43388
Iodomethane	0.80	U	0.80	1.0	µg/L	1	04/10/07 03:10	43388
4-Methyl-2-pentanone	0.76	U	0.76	10	µg/L	1	04/10/07 03:10	43388
Methylene chloride	0.33	U	0.33	5.0	µg/L	1	04/10/07 03:10	43388
Styrene	0.59	U	0.59	1.0	µg/L	1	04/10/07 03:10	43388
1,1,1,2-Tetrachloroethane	0.69	U	0.69	1.0	µg/L	1	04/10/07 03:10	43388
1,1,2,2-Tetrachloroethane	0.19	U	0.19	0.50	µg/L	1	04/10/07 03:10	43388
Tetrachloroethene	0.74	U	0.74	1.0	µg/L	1	04/10/07 03:10	43388
Toluene	0.15	U	0.15	1.0	µg/L	1	04/10/07 03:10	43388
1,1,1-Trichloroethane	0.66	U	0.66	1.0	µg/L	1	04/10/07 03:10	43388
1,1,2-Trichloroethane	0.50	U	0.50	1.0	µg/L	1	04/10/07 03:10	43388
Trichloroethene	0.61	U	0.61	1.0	µg/L	1	04/10/07 03:10	43388
Trichlorofluoromethane	0.20	U	0.20	1.0	µg/L	1	04/10/07 03:10	43388
1,2,3-Trichloropropane	0.20	U	0.20	0.50	µg/L	1	04/10/07 03:10	43388
Vinyl acetate	0.79	U	0.79	2.0	µg/L	1	04/10/07 03:10	43388
Vinyl chloride	0.37	U	0.37	1.0	µg/L	1	04/10/07 03:10	43388
Xylenes, Total	0.32	U	0.32	1.0	µg/L	1	04/10/07 03:10	43388
Surr: 4-Bromofluorobenzene	90.2		0	75-109	%REC	1	04/10/07 03:10	43388
Surr: Dibromofluoromethane	116	S	0	88-113	%REC	1	04/10/07 03:10	43388
Surr: 1,2-Dichloroethane-d4	113		0	83-132	%REC	1	04/10/07 03:10	43388
Surr: Toluene-d8	87.5		0	78-110	%REC	1	04/10/07 03:10	43388

Data Qualifier Code Key:
I Analyte detected below quantitation limits
U Not Detected Above the MDL
S Spike Recovery outside accepted recovery limits

PART III ANALYTICAL RESULTS

Facility GMS #: 4051C00030

Sampling Date/Time: 04/02/07 9:00

Test Site ID #: 4051A16510

Report Period: 2007 / Quarter I (year/quarter)

Well Name: 2MW-6

Well Purged (Y/N): YES

Classification of Groundwater: Surficial

Well Type: ( ) Background
( ) Intermediate
(XXX) Compliance
( ) Other

Groundwater Elevation (NGVD): Dry

or (MSL):

Storet Code	Parameter Monitored	Sampling Method	Field Filtered Y/N	Analysis Method	Analysis Date/Time	*Analysis Results/Units		Detection Limits/Units	
000929	Sodium	Well Wiz. Ded. Mon. System	No	SM 3111B		Dry	mg/L	0.10	mg/L
001045	Iron	"	"	SM 3111B		Dry	mg/L	0.02	mg/L
071900	Mercury	"	"	SM 3112B		Dry	mg/L	0.0005	mg/L
000400	pH-Field	"	"	SM 4500H+B		Dry	Std. Units	0.01	Std. Units
000010	Temperature (Field)	"	"	SM 2550B		Dry	°C	0	°C
000095	Specific Cond. (Field)	"	"	SM 2510B		Dry	µmhos/cm	0.0	µmhos/cm
000344	D.O. (Field)	"	"	SM 45000G		Dry	mg/L	0.0	mg/L
082079	Turbidity	"	"	SM 2130B		Dry	NTU	0.01	NTU
000940	Chloride	"	"	SM 4500Cl-B		Dry	mg/L	0.47	mg/L
070300	Total Dis. Solids	"	"	SM 2540C		Dry	mg/L	17.3	mg/L
000610	Ammonia	"	"	SM 4500NH_3H		Dry	mg/L	0.08	mg/L
000620	Nitrate	"	"	SM 4500$N0_3F$		Dry	mg/L	0.03	mg/L
072020	Water Level (MSL)	"	"			Dry	Feet		Feet

*Attach Laboratory Reports

mo/mlfil240522(9)

PART III ANALYTICAL RESULTS

Facility GMS #: 4051C00030

Sampling Date/Time: 04/02/07 12:15

Test Site ID #: 4051A16515

Report Period: 2007 / Quarter I (year/quarter)

Well Name: 4MW-6

Well Purged (Y/N): YES

Classification of Groundwater: Floridan

Well Type: ( ) Background
( ) Intermediate
(XXX) Compliance
( ) Other

Groundwater Elevation (NGVD): 25.30

or (MSL):

Storet Code	Parameter Monitored	Sampling Method	Field Filtered Y/N	Analysis Method	Analysis Date/Time	*Analysis Results/Units		Detection Limits/Units	
000929	Sodium	Well Wiz. Ded. Mon. System	No	SM 3111B	04/05/07 9:45	3.02	mg/L	0.10	mg/L
001045	Iron	"	"	SM 3111B	04/05/07 9:30	0.08	mg/L	0.02	mg/L
071900	Mercury	"	"	SM 3112B	04/09/07 10:00	<0.005	mg/L	0.0005	mg/L
000400	pH-Field	"	"	SM 4500H+B	04/02/07 12:15	8.46	Std. Units	0.01	Std. Units
000010	Temperature (Field)	"	"	SM 2550B	04/02/07 12:15	24.68	°C	0	°C
000095	Specific Cond. (Field)	"	"	SM 2510B	04/02/07 12:15	142	µmhos/cm	0.0	µmhos/cm
000344	D.O. (Field)	"	"	SM 45000G	04/02/07 12:15	5.55	mg/L	0.0	mg/L
082079	Turbidity	"	"	SM 2130B	04/02/07 12:15	0.0	NTU	0.01	NTU
000940	Chloride	"	"	SM 4500Cl-B	04/13/07 16:10	4.54	mg/L	0.47	mg/L
070300	Total Dis. Solids	"	"	SM 2540C	04/10/07 16:30	86	mg/L	17.3	mg/L
000610	Ammonia	"	"	SM 4500NH_3H	04/17/07 9:00	<0.04	mg/L	0.08	mg/L
000620	Nitrate	"	"	SM 4500$N0_3F$	04/05/07 9:00	1.98	mg/L	0.03	mg/L
072020	Water Level (MSL)	"	"		04/02/07 12:15	25.30	Feet		Feet

*Attach Laboratory Reports

mo/mlfil240522(10)

SOUTHERN ANALYTICAL LABORATORIES, INC.
110 BAYVIEW BOULEVARD, OLDSMAR, FL 34677 813-855-1844 fax 813-855-2218

Pasco County Environmental Laboratory
8864 Government Drive
New Port Richey, FL 34654-

May 15, 2007
Project No: 69676

Laboratory Report

Project Name	Resource Recovery
Sample Description	4MW6
Matrix	Groundwater
SAL Sample Number	69676.02
Date/Time Collected	04/02/07 12:15
Date/Time Received	04/05/07 13:00

Parameters	Units	Results	Method	Detection Limit	Date/Time Analyzed	Date/Time Prep	Analyst
Volatile Organic Compounds							
1,1,1,2-Tetrachloroethane	ug/l	0.63 U,S13	EPA 8260	0.63	04/12/07 02:16		MP
1,1,1-Trichloroethane	ug/l	0.46 U,S13	EPA 8260	0.46	04/12/07 02:16		MP
1,1,2,2-Tetrachloroethane	ug/l	0.15 U,S13	EPA 8260	0.15	04/12/07 02:16		MP
1,1,2-Trichloroethane	ug/l	0.47 U,S13	EPA 8260	0.47	04/12/07 02:16		MP
1,1-Dichloroethane	ug/l	0.52 U,S13	EPA 8260	0.52	04/12/07 02:16		MP
1,1-Dichloroethene	ug/l	0.45 U,S13	EPA 8260	0.45	04/12/07 02:16		MP
1,2,3-Trichloropropane	ug/l	0.18 U,S13	EPA 8260	0.18	04/12/07 02:16		MP
1,2-Dibromo-3-chloropropane	ug/l	2.5 U,S13	EPA 8260	2.5	04/12/07 02:16		MP
1,2-Dibromoethane	ug/l	0.50 U,S13	EPA 8260	0.50	04/12/07 02:16		MP
1,2-Dichlorobenzene	ug/l	0.44 U,S13	EPA 8260	0.44	04/12/07 02:16		MP
1,2-Dichloroethane	ug/l	0.57 U,S13	EPA 8260	0.57	04/12/07 02:16		MP
1,2-Dichloropropane	ug/l	0.52 U,S13	EPA 8260	0.52	04/12/07 02:16		MP
1,4-Dichlorobenzene	ug/l	0.52 U,S13	EPA 8260	0.52	04/12/07 02:16		MP
2-Hexanone	ug/l	4.4 U,S13	EPA 8260	4.4	04/12/07 02:16		MP
Acetone	ug/l	9.9 U,S13	EPA 8260	9.9	04/12/07 02:16		MP
Acrylonitrile	ug/l	1.2 U,S13	EPA 8260	1.2	04/12/07 02:16		MP
Benzene	ug/l	0.50 U,S13	EPA 8260	0.50	04/12/07 02:16		MP
Bromochloromethane	ug/l	0.58 U,S13	EPA 8260	0.58	04/12/07 02:16		MP
Bromodichloromethane	ug/l	0.35 U,S13	EPA 8260	0.35	04/12/07 02:16		MP
Bromoform	ug/l	0.58 U,S13	EPA 8260	0.58	04/12/07 02:16		MP
Bromomethane	ug/l	2.5 U,S13	EPA 8260	2.5	04/12/07 02:16		MP
Carbon disulfide	ug/l	0.85 U,S13	EPA 8260	0.85	04/12/07 02:16		MP
Carbon tetrachloride	ug/l	0.42 U,S13	EPA 8260	0.42	04/12/07 02:16		MP
Chlorobenzene	ug/l	0.63 U,S13	EPA 8260	0.63	04/12/07 02:16		MP
Chloroethane	ug/l	2.5 U,S13	EPA 8260	2.5	04/12/07 02:16		MP
Chloroform	ug/l	0.90 U,S13	EPA 8260	0.90	04/12/07 02:16		MP
Chloromethane	ug/l	1.0 U,S13	EPA 8260	1.0	04/12/07 02:16		MP
cis-1,2-Dichloroethene	ug/l	0.65 U,S13	EPA 8260	0.65	04/12/07 02:16		MP
cis-1,3-Dichloropropene	ug/l	0.14 U,S13	EPA 8260	0.14	04/12/07 02:16		MP
Dibromochloromethane	ug/l	0.34 U,S13	EPA 8260	0.34	04/12/07 02:16		MP
Dibromomethane	ug/l	0.41 U,S13	EPA 8260	0.41	04/12/07 02:16		MP
Ethylbenzene	ug/l	0.44 U,S13	EPA 8260	0.44	04/12/07 02:16		MP
Iodomethane	ug/l	2.5 U,S13	EPA 8260	2.5	04/12/07 02:16		MP
MEK (2-Butanone)	ug/l	8.4 U,S13	EPA 8260	8.4	04/12/07 02:16		MP
Methylene chloride	ug/l	4.0 U,S13	EPA 8260	4.0	04/12/07 02:16		MP
MIBK (4-Methyl-2-pentanone)	ug/l	3.8 U,S13	EPA 8260	3.8	04/12/07 02:16		MP
Styrene	ug/l	0.98 U,S13	EPA 8260	0.98	04/12/07 02:16		MP
Tetrachloroethene	ug/l	0.50 U,S13	EPA 8260	0.50	04/12/07 02:16		MP
Toluene	ug/l	0.51 U,S13	EPA 8260	0.51	04/12/07 02:16		MP
trans-1,2-Dichloroethene	ug/l	0.44 U,S13	EPA 8260	0.44	04/12/07 02:16		MP

FDOH Laboratory No. E84129
NELAP Accredited

Francis I. Daniels, Laboratory Director
Leslie C. Boardman, Q. A. Manager

SOUTHERN ANALYTICAL LABORATORIES, INC.
110 BAYVIEW BOULEVARD, OLDSMAR, FL 34677 813-855-1844 fax 813-855-2218

Pasco County Environmental Laboratory
8864 Government Drive
New Port Richey, FL 34654-

May 15, 2007
Project No: 69676

Laboratory Report

Project Name	**Resource Recovery**
Sample Description	**4MW6**
Matrix	**Groundwater**
SAL Sample Number	**69676.02**
Date/Time Collected	**04/02/07 12:15**
Date/Time Received	**04/05/07 13:00**

Parameters	Units	Results	Method	Detection Limit	Date/Time Analyzed	Date/Time Prep	Analyst
Volatile Organic Compounds							
trans-1,3-Dichloropropene	ug/l	0.14 U,S13	EPA 8260	0.14	04/12/07 02:16		MP
trans-1,4-Dichloro-2-butene	ug/l	2.5 U,S13	EPA 8260	2.5	04/12/07 02:16		MP
Trichloroethene	ug/l	0.50 U,S13	EPA 8260	0.50	04/12/07 02:16		MP
Trichlorofluoromethane	ug/l	2.5 U,S13	EPA 8260	2.5	04/12/07 02:16		MP
Vinyl acetate	ug/l	1.5 U,S13	EPA 8260	1.5	04/12/07 02:16		MP
Vinyl chloride	ug/l	0.50 U,S13	EPA 8260	0.50	04/12/07 02:16		MP
Xylenes, Total	ug/l	0.50 U,S13	EPA 8260	0.50	04/12/07 02:16		MP
Metals							
Silver	mg/l	0.01 U	EPA 6010	0.01	04/09/07 18:17	04/09/07 13:12	PSS
Arsenic	mg/l	0.05 U	EPA 6010	0.05	04/09/07 18:17	04/09/07 13:12	PSS
Barium	mg/l	0.01 U	EPA 6010	0.01	04/09/07 18:17	04/09/07 13:12	PSS
Beryllium	mg/l	0.0001 U	EPA 6010	0.0001	04/09/07 18:17	04/09/07 13:12	PSS
Cadmium	mg/l	0.001 U	EPA 6010	0.001	04/09/07 18:17	04/09/07 13:12	PSS
Cobalt	mg/l	0.01 U	EPA 6010	0.01	04/09/07 18:17	04/09/07 13:12	PSS
Chromium	mg/l	0.01 U	EPA 6010	0.01	04/09/07 18:17	04/09/07 13:12	PSS
Copper	mg/l	0.01 U	EPA 6010	0.01	04/09/07 18:17	04/09/07 13:12	PSS
Nickel	mg/l	0.02 U	EPA 6010	0.02	04/09/07 18:17	04/09/07 13:12	PSS
Lead	mg/l	0.05 U	EPA 6010	0.05	04/09/07 18:17	04/09/07 13:12	PSS
Antimony	mg/l	0.05 U	EPA 6010	0.05	04/09/07 18:17	04/09/07 13:12	PSS
Selenium	mg/l	0.05 U	EPA 6010	0.05	04/09/07 18:17	04/09/07 13:12	PSS
Thallium	mg/l	0.05 U	EPA 6010	0.05	04/09/07 18:17	04/09/07 13:12	PSS
Vanadium	mg/l	0.01 U	EPA 6010	0.01	04/09/07 18:17	04/09/07 13:12	PSS
Zinc	mg/l	0.005 U	EPA 6010	0.005	04/09/07 18:17	04/09/07 13:12	PSS

PART III ANALYTICAL RESULTS

Facility GMS #: 4051C00030

Sampling Date/Time: 04/04/07 12:18

Test Site ID #:

Report Period: 2007 / Semester I (year/quarter)

Well Name: 4MW-11D

Well Purged (Y/N): YES

Classification of Groundwater: Floridan

Well Type: ( ) Background ( ) Intermediate ( ) Compliance ( ) Other

Groundwater Elevation (NGVD): 24.47

or (MSL):

Storet Code	Parameter Monitored	Sampling Method	Field Filtered Y/N	Analysis Method	Analysis Date/Time	*Analysis Results/Units		Detection Limits/Units	
000929	Sodium	Well Wiz. Ded. Mon. System	No	SM 3111B	04/05/07 9:45	3.47	mg/L	0.10	mg/L
001045	Iron	"	"	SM 3111B	04/05/07 9:30	0.06	mg/L	0.02	mg/L
071900	Mercury	"	"	SM 3112B	04/09/07 10:00	<0.0005	mg/L	0.0005	mg/L
000400	pH-Field	"	"	SM 4500H+B	04/04/07 12:18	7.63	Std. Units	0.01	Std. Units
000010	Temperature (Field)	"	"	SM 2550B	04/04/07 12:18	24.79	°C	0	°C
000095	Specific Cond. (Field)	"	"	SM 2510B	04/04/07 12:18	267	µmhos/cm	0.0	µmhos/cm
000344	D.O. (Field)	"	"	SM 45000G	04/04/07 12:18	2.61	mg/L	0.0	mg/L
082079	Turbidity	"	"	SM 2130B	04/04/07 12:18	2.5	NTU	0.01	NTU
000940	Chloride	"	"	SM 4500Cl-B	04/13/07 16:10	22.3	mg/L	0.47	mg/L
070300	Total Dis. Solids	"	"	SM 2540C	04/10/07 16:30	221	mg/L	17.3	mg/L
000610	Ammonia	"	"	SM 4500NH_3H	04/17/07 9:00	<0.04	mg/L	0.08	mg/L
000620	Nitrate	"	"	SM 4500$N0_3$F	04/05/07 9:00	0.83	mg/L	0.03	mg/L
072020	Water Level (MSL)	"	"		04/04/07 12:18	24.47	Feet		Feet
900216	Color	"	"	SM 2120B	04/04/07 12:18	Clear	PCU	0.0	PCU

*Attach Laboratory Reports

mo/mlfil050521(2)

SOUTHERN ANALYTICAL LABORATORIES, INC.
110 BAYVIEW BOULEVARD, OLDSMAR, FL 34677 813-855-1844 fax 813-855-2218

Pasco County Environmental Laboratory
8864 Government Drive
New Port Richey, FL 34654-

May 15, 2007
Project No: 69676

Laboratory Report

Project Name	Resource Recovery
Sample Description	4MW11
Matrix	Groundwater
SAL Sample Number	69676.04
Date/Time Collected	04/04/07 12:18
Date/Time Received	04/05/07 13:00

Parameters	Units	Results	Method	Detection Limit	Date/Time Analyzed	Date/Time Prep	Analyst
Volatile Organic Compounds							
1,1,1,2-Tetrachloroethane	ug/l	0.63 U,S13	EPA 8260	0.63	04/12/07 03:06		MP
1,1,1-Trichloroethane	ug/l	0.46 U,S13	EPA 8260	0.46	04/12/07 03:06		MP
1,1,2,2-Tetrachloroethane	ug/l	0.15 U,S13	EPA 8260	0.15	04/12/07 03:06		MP
1,1,2-Trichloroethane	ug/l	0.47 U,S13	EPA 8260	0.47	04/12/07 03:06		MP
1,1-Dichloroethane	ug/l	0.52 U,S13	EPA 8260	0.52	04/12/07 03:06		MP
1,1-Dichloroethene	ug/l	0.45 U,S13	EPA 8260	0.45	04/12/07 03:06		MP
1,2,3-Trichloropropane	ug/l	0.18 U,S13	EPA 8260	0.18	04/12/07 03:06		MP
1,2-Dibromo-3-chloropropane	ug/l	2.5 U,S13	EPA 8260	2.5	04/12/07 03:06		MP
1,2-Dibromoethane	ug/l	0.50 U,S13	EPA 8260	0.50	04/12/07 03:06		MP
1,2-Dichlorobenzene	ug/l	0.44 U,S13	EPA 8260	0.44	04/12/07 03:06		MP
1,2-Dichloroethane	ug/l	0.57 U,S13	EPA 8260	0.57	04/12/07 03:06		MP
1,2-Dichloropropane	ug/l	0.52 U,S13	EPA 8260	0.52	04/12/07 03:06		MP
1,4-Dichlorobenzene	ug/l	0.52 U,S13	EPA 8260	0.52	04/12/07 03:06		MP
2-Hexanone	ug/l	4.4 U,S13	EPA 8260	4.4	04/12/07 03:06		MP
Acetone	ug/l	9.9 U,S13	EPA 8260	9.9	04/12/07 03:06		MP
Acrylonitrile	ug/l	1.2 U,S13	EPA 8260	1.2	04/12/07 03:06		MP
Benzene	ug/l	0.50 U,S13	EPA 8260	0.50	04/12/07 03:06		MP
Bromochloromethane	ug/l	0.58 U,S13	EPA 8260	0.58	04/12/07 03:06		MP
Bromodichloromethane	ug/l	0.35 U,S13	EPA 8260	0.35	04/12/07 03:06		MP
Bromoform	ug/l	0.58 U,S13	EPA 8260	0.58	04/12/07 03:06		MP
Bromomethane	ug/l	2.5 U,S13	EPA 8260	2.5	04/12/07 03:06		MP
Carbon disulfide	ug/l	0.85 U,S13	EPA 8260	0.85	04/12/07 03:06		MP
Carbon tetrachloride	ug/l	0.42 U,S13	EPA 8260	0.42	04/12/07 03:06		MP
Chlorobenzene	ug/l	0.63 U,S13	EPA 8260	0.63	04/12/07 03:06		MP
Chloroethane	ug/l	2.5 U,S13	EPA 8260	2.5	04/12/07 03:06		MP
Chloroform	ug/l	0.90 U,S13	EPA 8260	0.90	04/12/07 03:06		MP
Chloromethane	ug/l	1.0 U,S13	EPA 8260	1.0	04/12/07 03:06		MP
cis-1,2-Dichloroethene	ug/l	0.65 U,S13	EPA 8260	0.65	04/12/07 03:06		MP
cis-1,3-Dichloropropene	ug/l	0.14 U,S13	EPA 8260	0.14	04/12/07 03:06		MP
Dibromochloromethane	ug/l	0.34 U,S13	EPA 8260	0.34	04/12/07 03:06		MP
Dibromomethane	ug/l	0.41 U,S13	EPA 8260	0.41	04/12/07 03:06		MP
Ethylbenzene	ug/l	0.44 U,S13	EPA 8260	0.44	04/12/07 03:06		MP
Iodomethane	ug/l	2.5 U,S13	EPA 8260	2.5	04/12/07 03:06		MP
MEK (2-Butanone)	ug/l	8.4 U,S13	EPA 8260	8.4	04/12/07 03:06		MP
Methylene chloride	ug/l	4.0 U,S13	EPA 8260	4.0	04/12/07 03:06		MP
MIBK (4-Methyl-2-pentanone)	ug/l	3.8 U,S13	EPA 8260	3.8	04/12/07 03:06		MP
Styrene	ug/l	0.98 U,S13	EPA 8260	0.98	04/12/07 03:06		MP
Tetrachloroethene	ug/l	0.50 U,S13	EPA 8260	0.50	04/12/07 03:06		MP
Toluene	ug/l	0.51 U,S13	EPA 8260	0.51	04/12/07 03:06		MP
trans-1,2-Dichloroethene	ug/l	0.44 U,S13	EPA 8260	0.44	04/12/07 03:06		MP

FDOH Laboratory No. E84129
NELAP Accredited

Francis I. Daniels, Laboratory Director
Leslie C. Boardman, Q. A. Manager

SOUTHERN ANALYTICAL LABORATORIES, INC.
110 BAYVIEW BOULEVARD, OLDSMAR, FL 34677 813-855-1844 fax 813-855-2218

Pasco County Environmental Laboratory
8864 Government Drive
New Port Richey, FL 34654-

May 15, 2007
Project No: 69676

Laboratory Report

Project Name	**Resource Recovery**
Sample Description	**4MW11**
Matrix	**Groundwater**
SAL Sample Number	**69676.04**
Date/Time Collected	**04/04/07 12:18**
Date/Time Received	**04/05/07 13:00**

Parameters	Units	Results	Method	Detection Limit	Date/Time Analyzed	Date/Time Prep	Analyst
Volatile Organic Compounds							
trans-1,3-Dichloropropene	ug/l	0.14 U,S13	EPA 8260	0.14	04/12/07 03:06		MP
trans-1,4-Dichloro-2-butene	ug/l	2.5 U,S13	EPA 8260	2.5	04/12/07 03:06		MP
Trichloroethene	ug/l	0.50 U,S13	EPA 8260	0.50	04/12/07 03:06		MP
Trichlorofluoromethane	ug/l	2.5 U,S13	EPA 8260	2.5	04/12/07 03:06		MP
Vinyl acetate	ug/l	1.5 U,S13	EPA 8260	1.5	04/12/07 03:06		MP
Vinyl chloride	ug/l	0.50 U,S13	EPA 8260	0.50	04/12/07 03:06		MP
Xylenes, Total	ug/l	0.50 U,S13	EPA 8260	0.50	04/12/07 03:06		MP
Metals							
Silver	mg/l	0.01 U	EPA 6010	0.01	04/09/07 18:17	04/09/07 13:12	PSS
Arsenic	mg/l	0.05 U	EPA 6010	0.05	04/09/07 18:17	04/09/07 13:12	PSS
Barium	mg/l	0.01 U	EPA 6010	0.01	04/09/07 18:17	04/09/07 13:12	PSS
Beryllium	mg/l	0.0001 U	EPA 6010	0.0001	04/09/07 18:17	04/09/07 13:12	PSS
Cadmium	mg/l	0.001 U	EPA 6010	0.001	04/09/07 18:17	04/09/07 13:12	PSS
Cobalt	mg/l	0.01 U	EPA 6010	0.01	04/09/07 18:17	04/09/07 13:12	PSS
Chromium	mg/l	0.01 U	EPA 6010	0.01	04/09/07 18:17	04/09/07 13:12	PSS
Copper	mg/l	0.01 U	EPA 6010	0.01	04/09/07 18:17	04/09/07 13:12	PSS
Nickel	mg/l	0.02 U	EPA 6010	0.02	04/09/07 18:17	04/09/07 13:12	PSS
Lead	mg/l	0.05 U	EPA 6010	0.05	04/09/07 18:17	04/09/07 13:12	PSS
Antimony	mg/l	0.05 U	EPA 6010	0.05	04/09/07 18:17	04/09/07 13:12	PSS
Selenium	mg/l	0.05 U	EPA 6010	0.05	04/09/07 18:17	04/09/07 13:12	PSS
Thallium	mg/l	0.05 U	EPA 6010	0.05	04/09/07 18:17	04/09/07 13:12	PSS
Vanadium	mg/l	0.01 U	EPA 6010	0.01	04/09/07 18:17	04/09/07 13:12	PSS
Zinc	mg/l	0.0074 I	EPA 6010	0.005	04/09/07 18:17	04/09/07 13:12	PSS

PART III ANALYTICAL RESULTS

Facility GMS #: 4051C00030

Sampling Date/Time: 04/03/07 14:27

Test Site ID #:

Report Period: 2007 / Semester I (year/quarter)

Well Name: 4MW-12D

Well Purged (Y/N): YES

Classification of Groundwater: Floridan

Well Type: ( ) Background ( ) Intermediate ( ) Compliance ( ) Other

Groundwater Elevation (NGVD): 24.18

or (MSL):

Storet Code	Parameter Monitored	Sampling Method	Field Filtered Y/N	Analysis Method	Analysis Date/Time	*Analysis Results/Units		Detection Limits/Units	
000929	Sodium	Well Wiz. Ded. Mon. System	No	SM 3111B	04/05/07 9.45	7.18	mg/L	0.10	mg/L
001045	Iron	"	"	SM 3111B	04/05/07 9:30	0.03	mg/L	0.02	mg/L
071900	Mercury	"	"	SM 3112B	04/09/07 10.00	<0.0005	mg/L	0.0005	mg/L
000400	pH-Field	"	"	SM 4500H+B	04/03/07 14:27	7.28	Std. Units	0.01	Std. Units
000010	Temperature (Field)	"	"	SM 2550B	04/03/07 14:27	26.25	°C	0	°C
000095	Specific Cond. (Field)	"	"	SM 2510B	04/03/07 14.27	457	µmhos/cm	0.0	µmhos/cm
000344	D.O. (Field)	"	"	SM 45000G	04/03/07 14:27	0.97	mg/L	0.0	mg/L
082079	Turbidity	"	"	SM 2130B	04/03/07 14:27	0.0	NTU	0.01	NTU
000940	Chloride	"	"	SM 4500Cl-B	04/13/07 16:10	59.8	mg/L	0.47	mg/L
070300	Total Dis. Solids	"	"	SM 2540C	04/10/07 16:30	397	mg/L	17.3	mg/L
000610	Ammonia	"	"	SM 4500NH_3H	04/17/07 9:00	<0.04	mg/L	0.08	mg/L
000620	Nitrate	"	"	SM 4500$N0_3F$	04/05/07 9:00	0.03	mg/L	0.03	mg/L
072020	Water Level (MSL)	"	"		04/03/07 14:27	24.18	Feet		Feet
900216	Color	"	"	SM 2120B	04/03/07 14:27	Clear	PCU	0.0	PCU

*Attach Laboratory Reports

mo/mlfil050521(3)

SOUTHERN ANALYTICAL LABORATORIES, INC.
110 BAYVIEW BOULEVARD, OLDSMAR, FL 34677 813-855-1844 fax 813-855-2218

Pasco County Environmental Laboratory
8864 Government Drive
New Port Richey, FL 34654-

May 15, 2007
Project No: 69676

Laboratory Report

Project Name	**Resource Recovery**
Sample Description	**4MW12**
Matrix	**Groundwater**
SAL Sample Number	**69676.08**
Date/Time Collected	**04/03/07 14:27**
Date/Time Received	**04/05/07 13:00**

Parameters	Units	Results	Method	Detection Limit	Date/Time Analyzed	Date/Time Prep	Analyst
Volatile Organic Compounds							
1,1,1,2-Tetrachloroethane	ug/l	0.63 U,S13	EPA 8260	0.63	04/12/07 04:45		MP
1,1,1-Trichloroethane	ug/l	0.46 U,S13	EPA 8260	0.46	04/12/07 04:45		MP
1,1,2,2-Tetrachloroethane	ug/l	0.15 U,S13	EPA 8260	0.15	04/12/07 04:45		MP
1,1,2-Trichloroethane	ug/l	0.47 U,S13	EPA 8260	0.47	04/12/07 04:45		MP
1,1-Dichloroethane	ug/l	0.52 U,S13	EPA 8260	0.52	04/12/07 04:45		MP
1,1-Dichloroethene	ug/l	0.45 U,S13	EPA 8260	0.45	04/12/07 04:45		MP
1,2,3-Trichloropropane	ug/l	0.18 U,S13	EPA 8260	0.18	04/12/07 04:45		MP
1,2-Dibromo-3-chloropropane	ug/l	2.5 U,S13	EPA 8260	2.5	04/12/07 04:45		MP
1,2-Dibromoethane	ug/l	0.50 U,S13	EPA 8260	0.50	04/12/07 04:45		MP
1,2-Dichlorobenzene	ug/l	0.44 U,S13	EPA 8260	0.44	04/12/07 04:45		MP
1,2-Dichloroethane	ug/l	0.57 U,S13	EPA 8260	0.57	04/12/07 04:45		MP
1,2-Dichloropropane	ug/l	0.52 U,S13	EPA 8260	0.52	04/12/07 04:45		MP
1,4-Dichlorobenzene	ug/l	0.52 U,S13	EPA 8260	0.52	04/12/07 04:45		MP
2-Hexanone	ug/l	4.4 U,S13	EPA 8260	4.4	04/12/07 04:45		MP
Acetone	ug/l	9.9 U,S13	EPA 8260	9.9	04/12/07 04:45		MP
Acrylonitrile	ug/l	1.2 U,S13	EPA 8260	1.2	04/12/07 04:45		MP
Benzene	ug/l	0.50 U,S13	EPA 8260	0.50	04/12/07 04:45		MP
Bromochloromethane	ug/l	0.58 U,S13	EPA 8260	0.58	04/12/07 04:45		MP
Bromodichloromethane	ug/l	0.35 U,S13	EPA 8260	0.35	04/12/07 04:45		MP
Bromoform	ug/l	0.58 U,S13	EPA 8260	0.58	04/12/07 04:45		MP
Bromomethane	ug/l	2.5 U,S13	EPA 8260	2.5	04/12/07 04:45		MP
Carbon disulfide	ug/l	0.85 U,S13	EPA 8260	0.85	04/12/07 04:45		MP
Carbon tetrachloride	ug/l	0.42 U,S13	EPA 8260	0.42	04/12/07 04:45		MP
Chlorobenzene	ug/l	0.63 U,S13	EPA 8260	0.63	04/12/07 04:45		MP
Chloroethane	ug/l	2.5 U,S13	EPA 8260	2.5	04/12/07 04:45		MP
Chloroform	ug/l	0.90 U,S13	EPA 8260	0.90	04/12/07 04:45		MP
Chloromethane	ug/l	1.0 U,S13	EPA 8260	1.0	04/12/07 04:45		MP
cis-1,2-Dichloroethene	ug/l	0.65 U,S13	EPA 8260	0.65	04/12/07 04:45		MP
cis-1,3-Dichloropropene	ug/l	0.14 U,S13	EPA 8260	0.14	04/12/07 04:45		MP
Dibromochloromethane	ug/l	0.34 U,S13	EPA 8260	0.34	04/12/07 04:45		MP
Dibromomethane	ug/l	0.41 U,S13	EPA 8260	0.41	04/12/07 04:45		MP
Ethylbenzene	ug/l	0.44 U,S13	EPA 8260	0.44	04/12/07 04:45		MP
Iodomethane	ug/l	2.5 U,S13	EPA 8260	2.5	04/12/07 04:45		MP
MEK (2-Butanone)	ug/l	8.4 U,S13	EPA 8260	8.4	04/12/07 04:45		MP
Methylene chloride	ug/l	4.0 U,S13	EPA 8260	4.0	04/12/07 04:45		MP
MIBK (4-Methyl-2-pentanone)	ug/l	3.8 U,S13	EPA 8260	3.8	04/12/07 04:45		MP
Styrene	ug/l	0.98 U,S13	EPA 8260	0.98	04/12/07 04:45		MP
Tetrachloroethene	ug/l	0.50 U,S13	EPA 8260	0.50	04/12/07 04:45		MP
Toluene	ug/l	0.51 U,S13	EPA 8260	0.51	04/12/07 04:45		MP
trans-1,2-Dichloroethene	ug/l	0.44 U,S13	EPA 8260	0.44	04/12/07 04:45		MP

FDOH Laboratory No. E84129
NELAP Accredited

Francis I. Daniels, Laboratory Director
Leslie C. Boardman, Q. A. Manager

SOUTHERN ANALYTICAL LABORATORIES, INC.
110 BAYVIEW BOULEVARD, OLDSMAR, FL 34677 813-855-1844 fax 813-855-2218

Pasco County Environmental Laboratory
8864 Government Drive
New Port Richey, FL 34654-

May 15, 2007
Project No: 69676

Laboratory Report

Project Name	**Resource Recovery**
Sample Description	**4MW12**
Matrix	**Groundwater**
SAL Sample Number	**69676.08**
Date/Time Collected	**04/03/07 14:27**
Date/Time Received	**04/05/07 13:00**

Parameters	Units	Results	Method	Detection Limit	Date/Time Analyzed	Date/Time Prep	Analyst
Volatile Organic Compounds							
trans-1,3-Dichloropropene	ug/l	0.14 U,S13	EPA 8260	0.14	04/12/07 04:45		MP
trans-1,4-Dichloro-2-butene	ug/l	2.5 U,S13	EPA 8260	2.5	04/12/07 04:45		MP
Trichloroethene	ug/l	0.50 U,S13	EPA 8260	0.50	04/12/07 04:45		MP
Trichlorofluoromethane	ug/l	2.5 U,S13	EPA 8260	2.5	04/12/07 04:45		MP
Vinyl acetate	ug/l	1.5 U,S13	EPA 8260	1.5	04/12/07 04:45		MP
Vinyl chloride	ug/l	0.50 U,S13	EPA 8260	0.50	04/12/07 04:45		MP
Xylenes, Total	ug/l	0.50 U,S13	EPA 8260	0.50	04/12/07 04:45		MP
Metals							
Silver	mg/l	0.01 U	EPA 6010	0.01	04/09/07 18:17	04/09/07 13:12	PSS
Arsenic	mg/l	0.05 U	EPA 6010	0.05	04/09/07 18:17	04/09/07 13:12	PSS
Barium	mg/l	0.010 I	EPA 6010	0.01	04/09/07 18:17	04/09/07 13:12	PSS
Beryllium	mg/l	0.0001 U	EPA 6010	0.0001	04/09/07 18:17	04/09/07 13:12	PSS
Cadmium	mg/l	0.001 U	EPA 6010	0.001	04/09/07 18:17	04/09/07 13:12	PSS
Cobalt	mg/l	0.01 U	EPA 6010	0.01	04/09/07 18:17	04/09/07 13:12	PSS
Chromium	mg/l	0.01 U	EPA 6010	0.01	04/09/07 18:17	04/09/07 13:12	PSS
Copper	mg/l	0.01 U	EPA 6010	0.01	04/09/07 18:17	04/09/07 13:12	PSS
Nickel	mg/l	0.02 U	EPA 6010	0.02	04/09/07 18:17	04/09/07 13:12	PSS
Lead	mg/l	0.05 U	EPA 6010	0.05	04/09/07 18:17	04/09/07 13:12	PSS
Antimony	mg/l	0.05 U	EPA 6010	0.05	04/09/07 18:17	04/09/07 13:12	PSS
Selenium	mg/l	0.05 U	EPA 6010	0.05	04/09/07 18:17	04/09/07 13:12	PSS
Thallium	mg/l	0.05 U	EPA 6010	0.05	04/09/07 18:17	04/09/07 13:12	PSS
Vanadium	mg/l	0.01 U	EPA 6010	0.01	04/09/07 18:17	04/09/07 13:12	PSS
Zinc	mg/l	0.005 U	EPA 6010	0.005	04/09/07 18:17	04/09/07 13:12	PSS

PART III ANALYTICAL RESULTS

Facility GMS #: 4051C00030

Sampling Date/Time: 04/03/07 12:30

Test Site ID #:

Report Period: 2007 / Semester I (year/quarter)

Well Name: 2MW-13D

Well Purged (Y/N): YES

Classification of Groundwater: Surficial

Well Type: ( ) Background ( ) Intermediate ( ) Compliance ( ) Other

Groundwater Elevation (NGVD): Dry

or (MSL):

Storet Code	Parameter Monitored	Sampling Method	Field Filtered Y/N	Analysis Method	Analysis Date/Time	*Analysis Results/Units		Detection Limits/Units	
000929	Sodium	Well Wiz. Ded. Mon. System	No	SM 3111B		Dry	mg/L	0.10	mg/L
001045	Iron	"	"	SM 3111B		Dry	mg/L	0.02	mg/L
071900	Mercury	"	"	SM 3112B		Dry	mg/L	0.0005	mg/L
000400	pH-Field	"	"	SM 4500H+B		Dry	Std. Units	0.01	Std. Units
000010	Temperature (Field)	"	"	SM 2550B		Dry	°C	0	°C
000095	Specific Cond. (Field)	"	"	SM 2510B		Dry	µmhos/cm	0.0	µmhos/cm
000344	D.O. (Field)	"	"	SM 45000G		Dry	mg/L	0.0	mg/L
082079	Turbidity	"	"	SM 2130B		Dry	NTU	0.01	NTU
000940	Chloride	"	"	SM 4500Cl-B		Dry	mg/L	0.47	mg/L
070300	Total Dis. Solids	"	"	SM 2540C		Dry	mg/L	17.3	mg/L
000610	Ammonia	"	"	SM 4500NH_3H		Dry	mg/L	0.08	mg/L
000620	Nitrate	"	"	SM 4500$N0_3$F		Dry	mg/L	0.03	mg/L
072020	Water Level (MSL)	"	"			Dry	Feet		Feet
900216	Color	"	"	SM 2120B		Dry	PCU	0.0	PCU

*Attach Laboratory Reports

mo/mlfil050521(1)

PART III ANALYTICAL RESULTS

Facility GMS #: 4051C00030

Sampling Date/Time: 04/03/07 12:34

Test Site ID #:

Report Period: 2007 / Semester I (year/quarter)

Well Name: 4MW-13D

Well Purged (Y/N): YES

Classification of Groundwater: Floridan

Well Type: ( ) Background ( ) Intermediate ( ) Compliance ( ) Other

Groundwater Elevation (NGVD): 23.88

or (MSL):

Storet Code	Parameter Monitored	Sampling Method	Field Filtered Y/N	Analysis Method	Analysis Date/Time	*Analysis Results/Units		Detection Limits/Units	
000929	Sodium	Well Wiz. Ded. Mon. System	No	SM 3111B	04/05/07 9:45	11.1	mg/L	0.10	mg/L
001045	Iron	"	"	SM 3111B	04/05/07 9:30	0.04	mg/L	0.02	mg/L
071900	Mercury	"	"	SM 3112B	04/09/07 10:00	<0.0005	mg/L	0.0005	mg/L
000400	pH-Field	"	"	SM 4500H+B	04/03/07 12:34	7.35	Std. Units	0.01	Std. Units
000010	Temperature (Field)	"	"	SM 2550B	04/03/07 12:34	26.47	°C	0	°C
000095	Specific Cond. (Field)	"	"	SM 2510B	04/03/07 12:34	446	µmhos/cm	0.0	µmhos/cm
000344	D.O. (Field)	"	"	SM 45000G	04/03/07 12:34	0.88	mg/L	0.0	mg/L
082079	Turbidity	"	"	SM 2130B	04/03/07 12:34	0.0	NTU	0.01	NTU
000940	Chloride	"	"	SM 4500Cl-B	04/13/07 16:10	46.1	mg/L	0.47	mg/L
070300	Total Dis. Solids	"	"	SM 2540C	04/10/07 16:30	333	mg/L	17.3	mg/L
000610	Ammonia	"	"	SM 4500NH_3H	04/17/07 9:00	0.05	mg/L	0.08	mg/L
000620	Nitrate	"	"	SM 4500$N0_3$F	04/05/07 9:00	0.13	mg/L	0.03	mg/L
072020	Water Level (MSL)	"	"		04/03/07 12:34	23.88	Feet		Feet
900216	Color	"	"	SM 2120B	04/03/07 12:34	Clear	PCU	0.0	PCU

*Attach Laboratory Reports

mo/mlfil050521(4)

SOUTHERN ANALYTICAL LABORATORIES, INC.
110 BAYVIEW BOULEVARD, OLDSMAR, FL 34677 813-855-1844 fax 813-855-2218

Pasco County Environmental Laboratory
8864 Government Drive
New Port Richey, FL 34654-

May 15, 2007
Project No: 69676

Laboratory Report

Project Name	**Resource Recovery**
Sample Description	**4MW13**
Matrix	**Groundwater**
SAL Sample Number	**69676.09**
Date/Time Collected	**04/03/07 12:34**
Date/Time Received	**04/05/07 13:00**

Parameters	Units	Results	Method	Detection Limit	Date/Time Analyzed	Date/Time Prep	Analyst
Volatile Organic Compounds							
1,1,1,2-Tetrachloroethane	ug/l	0.63 U,S13	EPA 8260	0.63	04/12/07 05:10		MP
1,1,1-Trichloroethane	ug/l	0.46 U,S13	EPA 8260	0.46	04/12/07 05:10		MP
1,1,2,2-Tetrachloroethane	ug/l	0.15 U,S13	EPA 8260	0.15	04/12/07 05:10		MP
1,1,2-Trichloroethane	ug/l	0.47 U,S13	EPA 8260	0.47	04/12/07 05:10		MP
1,1-Dichloroethane	ug/l	0.52 U,S13	EPA 8260	0.52	04/12/07 05:10		MP
1,1-Dichloroethene	ug/l	0.45 U,S13	EPA 8260	0.45	04/12/07 05:10		MP
1,2,3-Trichloropropane	ug/l	0.18 U,S13	EPA 8260	0.18	04/12/07 05:10		MP
1,2-Dibromo-3-chloropropane	ug/l	2.5 U,S13	EPA 8260	2.5	04/12/07 05:10		MP
1,2-Dibromoethane	ug/l	0.50 U,S13	EPA 8260	0.50	04/12/07 05:10		MP
1,2-Dichlorobenzene	ug/l	0.44 U,S13	EPA 8260	0.44	04/12/07 05:10		MP
1,2-Dichloroethane	ug/l	0.57 U,S13	EPA 8260	0.57	04/12/07 05:10		MP
1,2-Dichloropropane	ug/l	0.52 U,S13	EPA 8260	0.52	04/12/07 05:10		MP
1,4-Dichlorobenzene	ug/l	0.52 U,S13	EPA 8260	0.52	04/12/07 05:10		MP
2-Hexanone	ug/l	4.4 U,S13	EPA 8260	4.4	04/12/07 05:10		MP
Acetone	ug/l	9.9 U,S13	EPA 8260	9.9	04/12/07 05:10		MP
Acrylonitrile	ug/l	1.2 U,S13	EPA 8260	1.2	04/12/07 05:10		MP
Benzene	ug/l	0.50 U,S13	EPA 8260	0.50	04/12/07 05:10		MP
Bromochloromethane	ug/l	0.58 U,S13	EPA 8260	0.58	04/12/07 05:10		MP
Bromodichloromethane	ug/l	0.35 U,S13	EPA 8260	0.35	04/12/07 05:10		MP
Bromoform	ug/l	0.58 U,S13	EPA 8260	0.58	04/12/07 05:10		MP
Bromomethane	ug/l	2.5 U,S13	EPA 8260	2.5	04/12/07 05:10		MP
Carbon disulfide	ug/l	0.85 U,S13	EPA 8260	0.85	04/12/07 05:10		MP
Carbon tetrachloride	ug/l	0.42 U,S13	EPA 8260	0.42	04/12/07 05:10		MP
Chlorobenzene	ug/l	0.63 U,S13	EPA 8260	0.63	04/12/07 05:10		MP
Chloroethane	ug/l	2.5 U,S13	EPA 8260	2.5	04/12/07 05:10		MP
Chloroform	ug/l	0.90 U,S13	EPA 8260	0.90	04/12/07 05:10		MP
Chloromethane	ug/l	1.0 U,S13	EPA 8260	1.0	04/12/07 05:10		MP
cis-1,2-Dichloroethene	ug/l	0.65 U,S13	EPA 8260	0.65	04/12/07 05:10		MP
cis-1,3-Dichloropropene	ug/l	0.14 U,S13	EPA 8260	0.14	04/12/07 05:10		MP
Dibromochloromethane	ug/l	0.34 U,S13	EPA 8260	0.34	04/12/07 05:10		MP
Dibromomethane	ug/l	0.41 U,S13	EPA 8260	0.41	04/12/07 05:10		MP
Ethylbenzene	ug/l	0.44 U,S13	EPA 8260	0.44	04/12/07 05:10		MP
Iodomethane	ug/l	2.5 U,S13	EPA 8260	2.5	04/12/07 05:10		MP
MEK (2-Butanone)	ug/l	8.4 U,S13	EPA 8260	8.4	04/12/07 05:10		MP
Methylene chloride	ug/l	4.0 U,S13	EPA 8260	4.0	04/12/07 05:10		MP
MIBK (4-Methyl-2-pentanone)	ug/l	3.8 U,S13	EPA 8260	3.8	04/12/07 05:10		MP
Styrene	ug/l	0.98 U,S13	EPA 8260	0.98	04/12/07 05:10		MP
Tetrachloroethene	ug/l	0.50 U,S13	EPA 8260	0.50	04/12/07 05:10		MP
Toluene	ug/l	0.51 U,S13	EPA 8260	0.51	04/12/07 05:10		MP
trans-1,2-Dichloroethene	ug/l	0.44 U,S13	EPA 8260	0.44	04/12/07 05:10		MP

FDOH Laboratory No. E84129
NELAP Accredited

Francis I. Daniels, Laboratory Director
Leslie C. Boardman, Q. A. Manager

SOUTHERN ANALYTICAL LABORATORIES, INC.
110 BAYVIEW BOULEVARD, OLDSMAR, FL 34677 813-855-1844 fax 813-855-2218

Pasco County Environmental Laboratory
8864 Government Drive
New Port Richey, FL 34654-

May 15, 2007
Project No: 69676

Laboratory Report

Project Name	Resource Recovery
Sample Description	4MW13
Matrix	Groundwater
SAL Sample Number	69676.09
Date/Time Collected	04/03/07 12:34
Date/Time Received	04/05/07 13:00

Parameters	Units	Results	Method	Detection Limit	Date/Time Analyzed	Date/Time Prep	Analyst
Volatile Organic Compounds							
trans-1,3-Dichloropropene	ug/l	0.14 U,S13	EPA 8260	0.14	04/12/07 05:10		MP
trans-1,4-Dichloro-2-butene	ug/l	2.5 U,S13	EPA 8260	2.5	04/12/07 05:10		MP
Trichloroethene	ug/l	0.50 U,S13	EPA 8260	0.50	04/12/07 05:10		MP
Trichlorofluoromethane	ug/l	2.5 U,S13	EPA 8260	2.5	04/12/07 05:10		MP
Vinyl acetate	ug/l	1.5 U,S13	EPA 8260	1.5	04/12/07 05:10		MP
Vinyl chloride	ug/l	0.50 U,S13	EPA 8260	0.50	04/12/07 05:10		MP
Xylenes, Total	ug/l	0.50 U,S13	EPA 8260	0.50	04/12/07 05:10		MP
Metals							
Silver	mg/l	0.01 U	EPA 6010	0.01	04/09/07 18:17	04/09/07 13:12	PSS
Arsenic	mg/l	0.05 U	EPA 6010	0.05	04/09/07 18:17	04/09/07 13:12	PSS
Barium	mg/l	0.01 U	EPA 6010	0.01	04/09/07 18:17	04/09/07 13:12	PSS
Beryllium	mg/l	0.0001 U	EPA 6010	0.0001	04/09/07 18:17	04/09/07 13:12	PSS
Cadmium	mg/l	0.001 U	EPA 6010	0.001	04/09/07 18:17	04/09/07 13:12	PSS
Cobalt	mg/l	0.01 U	EPA 6010	0.01	04/09/07 18:17	04/09/07 13:12	PSS
Chromium	mg/l	0.01 U	EPA 6010	0.01	04/09/07 18:17	04/09/07 13:12	PSS
Copper	mg/l	0.01 U	EPA 6010	0.01	04/09/07 18:17	04/09/07 13:12	PSS
Nickel	mg/l	0.02 U	EPA 6010	0.02	04/09/07 18:17	04/09/07 13:12	PSS
Lead	mg/l	0.05 U	EPA 6010	0.05	04/09/07 18:17	04/09/07 13:12	PSS
Antimony	mg/l	0.05 U	EPA 6010	0.05	04/09/07 18:17	04/09/07 13:12	PSS
Selenium	mg/l	0.05 U	EPA 6010	0.05	04/09/07 18:17	04/09/07 13:12	PSS
Thallium	mg/l	0.05 U	EPA 6010	0.05	04/09/07 18:17	04/09/07 13:12	PSS
Vanadium	mg/l	0.01 U	EPA 6010	0.01	04/09/07 18:17	04/09/07 13:12	PSS
Zinc	mg/l	0.005 U	EPA 6010	0.005	04/09/07 18:17	04/09/07 13:12	PSS

PART III ANALYTICAL RESULTS

Facility GMS #: 4051C00030

Sampling Date/Time: 04/04/07 11:20

Test Site ID #:

Report Period: 2007 / Semester I (year/quarter)

Well Name: 4MW-14D

Well Purged (Y/N): YES

Classification of Groundwater: Floridan

Well Type: ( ) Background ( ) Intermediate ( ) Compliance ( ) Other

Groundwater Elevation (NGVD): 24.65

or (MSL):

Storet Code	Parameter Monitored	Sampling Method	Field Filtered Y/N	Analysis Method	Analysis Date/Time	*Analysis Results/Units		Detection Limits/Units	
000929	Sodium	Well Wiz. Ded. Mon. System	No	SM 3111B	04/05/07 9:45	13.9	mg/L	0.10	mg/L
001045	Iron	"	"	SM 3111B	04/05/07 9:30	0.04	mg/L	0.02	mg/L
071900	Mercury	"	"	SM 3112B	04/09/07 10.00	<0.0005	mg/L	0.0005	mg/L
000400	pH-Field	"	"	SM 4500H+B	04/04/07 11:20	7.51	Std. Units	0.01	Std. Units
000010	Temperature (Field)	"	"	SM 2550B	04/04/07 11:20	25.55	°C	0	°C
000095	Specific Cond. (Field)	"	"	SM 2510B	04/04/07 11:20	414	µmhos/cm	0.0	µmhos/cm
000344	D.O. (Field)	"	"	SM 45000G	04/04/07 11:20	1.84	mg/L	0.0	mg/L
082079	Turbidity	"	"	SM 2130B	04/04/07 11:20	0.0	NTU	0.01	NTU
000940	Chloride	"	"	SM 4500Cl-B	04/13/07 16:10	49.7	mg/L	0.47	mg/L
070300	Total Dis. Solids	"	"	SM 2540C	04/10/07 16:30	321	mg/L	17.3	mg/L
000610	Ammonia	"	"	SM 4500NH_3H	04/17/07 9:00	<0.04	mg/L	0.08	mg/L
000620	Nitrate	"	"	SM 4500$N0_3$F	04/05/07 9:00	0.52	mg/L	0.03	mg/L
072020	Water Level (MSL)	"	"		04/04/07 11:20	24.65	Feet		Feet
900216	Color	"	"	SM 2120B	04/04/07 11:20	Clear	PCU	0.0	PCU

*Attach Laboratory Reports

mo/mlfil050521(5)

SOUTHERN ANALYTICAL LABORATORIES, INC.
110 BAYVIEW BOULEVARD, OLDSMAR, FL 34677 813-855-1844 fax 813-855-2218

Pasco County Environmental Laboratory
8864 Government Drive
New Port Richey, FL 34654-

May 15, 2007
Project No: 69676

Laboratory Report

Project Name	**Resource Recovery**
Sample Description	**4MW14**
Matrix	**Groundwater**
SAL Sample Number	**69676.05**
Date/Time Collected	**04/04/07 11:20**
Date/Time Received	**04/05/07 13:00**

Parameters	Units	Results	Method	Detection Limit	Date/Time Analyzed	Date/Time Prep	Analyst
Volatile Organic Compounds							
1,1,1,2-Tetrachloroethane	ug/l	0.63 U,S13	EPA 8260	0.63	04/12/07 03:31		MP
1,1,1-Trichloroethane	ug/l	0.46 U,S13	EPA 8260	0.46	04/12/07 03:31		MP
1,1,2,2-Tetrachloroethane	ug/l	0.15 U,S13	EPA 8260	0.15	04/12/07 03:31		MP
1,1,2-Trichloroethane	ug/l	0.47 U,S13	EPA 8260	0.47	04/12/07 03:31		MP
1,1-Dichloroethane	ug/l	0.52 U,S13	EPA 8260	0.52	04/12/07 03:31		MP
1,1-Dichloroethene	ug/l	0.45 U,S13	EPA 8260	0.45	04/12/07 03:31		MP
1,2,3-Trichloropropane	ug/l	0.18 U,S13	EPA 8260	0.18	04/12/07 03:31		MP
1,2-Dibromo-3-chloropropane	ug/l	2.5 U,S13	EPA 8260	2.5	04/12/07 03:31		MP
1,2-Dibromoethane	ug/l	0.50 U,S13	EPA 8260	0.50	04/12/07 03:31		MP
1,2-Dichlorobenzene	ug/l	0.44 U,S13	EPA 8260	0.44	04/12/07 03:31		MP
1,2-Dichloroethane	ug/l	0.57 U,S13	EPA 8260	0.57	04/12/07 03:31		MP
1,2-Dichloropropane	ug/l	0.52 U,S13	EPA 8260	0.52	04/12/07 03:31		MP
1,4-Dichlorobenzene	ug/l	0.52 U,S13	EPA 8260	0.52	04/12/07 03:31		MP
2-Hexanone	ug/l	4.4 U,S13	EPA 8260	4.4	04/12/07 03:31		MP
Acetone	ug/l	9.9 U,S13	EPA 8260	9.9	04/12/07 03:31		MP
Acrylonitrile	ug/l	1.2 U,S13	EPA 8260	1.2	04/12/07 03:31		MP
Benzene	ug/l	0.50 U,S13	EPA 8260	0.50	04/12/07 03:31		MP
Bromochloromethane	ug/l	0.58 U,S13	EPA 8260	0.58	04/12/07 03:31		MP
Bromodichloromethane	ug/l	0.35 U,S13	EPA 8260	0.35	04/12/07 03:31		MP
Bromoform	ug/l	0.58 U,S13	EPA 8260	0.58	04/12/07 03:31		MP
Bromomethane	ug/l	2.5 U,S13	EPA 8260	2.5	04/12/07 03:31		MP
Carbon disulfide	ug/l	0.85 U,S13	EPA 8260	0.85	04/12/07 03:31		MP
Carbon tetrachloride	ug/l	0.42 U,S13	EPA 8260	0.42	04/12/07 03:31		MP
Chlorobenzene	ug/l	0.63 U,S13	EPA 8260	0.63	04/12/07 03:31		MP
Chloroethane	ug/l	2.5 U,S13	EPA 8260	2.5	04/12/07 03:31		MP
Chloroform	ug/l	0.90 U,S13	EPA 8260	0.90	04/12/07 03:31		MP
Chloromethane	ug/l	1.0 U,S13	EPA 8260	1.0	04/12/07 03:31		MP
cis-1,2-Dichloroethene	ug/l	0.65 U,S13	EPA 8260	0.65	04/12/07 03:31		MP
cis-1,3-Dichloropropene	ug/l	0.14 U,S13	EPA 8260	0.14	04/12/07 03:31		MP
Dibromochloromethane	ug/l	0.34 U,S13	EPA 8260	0.34	04/12/07 03:31		MP
Dibromomethane	ug/l	0.41 U,S13	EPA 8260	0.41	04/12/07 03:31		MP
Ethylbenzene	ug/l	0.44 U,S13	EPA 8260	0.44	04/12/07 03:31		MP
Iodomethane	ug/l	2.5 U,S13	EPA 8260	2.5	04/12/07 03:31		MP
MEK (2-Butanone)	ug/l	8.4 U,S13	EPA 8260	8.4	04/12/07 03:31		MP
Methylene chloride	ug/l	4.0 U,S13	EPA 8260	4.0	04/12/07 03:31		MP
MIBK (4-Methyl-2-pentanone)	ug/l	3.8 U,S13	EPA 8260	3.8	04/12/07 03:31		MP
Styrene	ug/l	0.98 U,S13	EPA 8260	0.98	04/12/07 03:31		MP
Tetrachloroethene	ug/l	0.50 U,S13	EPA 8260	0.50	04/12/07 03:31		MP
Toluene	ug/l	0.51 U,S13	EPA 8260	0.51	04/12/07 03:31		MP
trans-1,2-Dichloroethene	ug/l	0.44 U,S13	EPA 8260	0.44	04/12/07 03:31		MP

FDOH Laboratory No. E84129
NELAP Accredited

Francis I. Daniels, Laboratory Director
Leslie C. Boardman, Q. A. Manager

SOUTHERN ANALYTICAL LABORATORIES, INC.
110 BAYVIEW BOULEVARD, OLDSMAR, FL 34677 813-855-1844 fax 813-855-2218

Pasco County Environmental Laboratory
8864 Government Drive
New Port Richey, FL 34654-

May 15, 2007
Project No: 69676

Laboratory Report

Project Name	**Resource Recovery**
Sample Description	**4MW14**
Matrix	**Groundwater**
SAL Sample Number	**69676.05**
Date/Time Collected	**04/04/07 11:20**
Date/Time Received	**04/05/07 13:00**

Parameters	Units	Results	Method	Detection Limit	Date/Time Analyzed	Date/Time Prep	Analyst
Volatile Organic Compounds							
trans-1,3-Dichloropropene	ug/l	0.14 U,S13	EPA 8260	0.14	04/12/07 03:31		MP
trans-1,4-Dichloro-2-butene	ug/l	2.5 U,S13	EPA 8260	2.5	04/12/07 03:31		MP
Trichloroethene	ug/l	0.50 U,S13	EPA 8260	0.50	04/12/07 03:31		MP
Trichlorofluoromethane	ug/l	2.5 U,S13	EPA 8260	2.5	04/12/07 03:31		MP
Vinyl acetate	ug/l	1.5 U,S13	EPA 8260	1.5	04/12/07 03:31		MP
Vinyl chloride	ug/l	0.50 U,S13	EPA 8260	0.50	04/12/07 03:31		MP
Xylenes, Total	ug/l	0.50 U,S13	EPA 8260	0.50	04/12/07 03:31		MP
Metals							
Silver	mg/l	0.01 U	EPA 6010	0.01	04/09/07 18:17	04/09/07 13:12	PSS
Arsenic	mg/l	0.05 U	EPA 6010	0.05	04/09/07 18:17	04/09/07 13:12	PSS
Barium	mg/l	0.011 I	EPA 6010	0.01	04/09/07 18:17	04/09/07 13:12	PSS
Beryllium	mg/l	0.0001 U	EPA 6010	0.0001	04/09/07 18:17	04/09/07 13:12	PSS
Cadmium	mg/l	0.001 U	EPA 6010	0.001	04/09/07 18:17	04/09/07 13:12	PSS
Cobalt	mg/l	0.01 U	EPA 6010	0.01	04/09/07 18:17	04/09/07 13:12	PSS
Chromium	mg/l	0.01 U	EPA 6010	0.01	04/09/07 18:17	04/09/07 13:12	PSS
Copper	mg/l	0.01 U	EPA 6010	0.01	04/09/07 18:17	04/09/07 13:12	PSS
Nickel	mg/l	0.02 U	EPA 6010	0.02	04/09/07 18:17	04/09/07 13:12	PSS
Lead	mg/l	0.05 U	EPA 6010	0.05	04/09/07 18:17	04/09/07 13:12	PSS
Antimony	mg/l	0.05 U	EPA 6010	0.05	04/09/07 18:17	04/09/07 13:12	PSS
Selenium	mg/l	0.05 U	EPA 6010	0.05	04/09/07 18:17	04/09/07 13:12	PSS
Thallium	mg/l	0.05 U	EPA 6010	0.05	04/09/07 18:17	04/09/07 13:12	PSS
Vanadium	mg/l	0.01 U	EPA 6010	0.01	04/09/07 18:17	04/09/07 13:12	PSS
Zinc	mg/l	0.0050 I	EPA 6010	0.005	04/09/07 18:17	04/09/07 13:12	PSS

FDOH Laboratory No. E84129
NELAP Accredited

Francis I. Daniels, Laboratory Director
Leslie C. Boardman, Q. A. Manager

PART III ANALYTICAL RESULTS

Facility GMS #: 4051C00030

Sampling Date/Time: 04/04/07 13:33

Test Site ID #:

Report Period: 2007 / Semester i (year/quarter)

Well Name: 2MW-15D

Well Purged (Y/N): YES

Classification of Groundwater:

Well Type: ( ) Background ( ) Intermediate ( ) Compliance ( ) Other

Groundwater Elevation (NGVD): 27.06

or (MSL):

Storet Code	Parameter Monitored	Sampling Method	Field Filtered Y/N	Analysis Method	Analysis Date/Time	*Analysis Results/Units		Detection Limits/Units	
000929	Sodium	Well Wiz. Ded. Mon. System	No	SM 3111B	04/05/07 9:45	2.98	mg/L	0.10	mg/L
001045	Iron	"	"	SM 3111B	04/05/07 9:30	0.26	mg/L	0.02	mg/L
071900	Mercury	"	"	SM 3112B	04/09/07 10:00	<0.0005	mg/L	0.0005	mg/L
000400	pH-Field	"	"	SM 4500H+B	04/04/07 13:33	7.82	Std. Units	0.01	Std. Units
000010	Temperature (Field)	"	"	SM 2550B	04/04/07 13.33	25.83	°C	0	°C
000095	Specific Cond. (Field)	"	"	SM 2510B	04/04/07 13:33	208	µmhos/cm	0.0	µmhos/cm
000344	D.O. (Field)	"	"	SM 45000G	04/04/07 13:33	0.71	mg/L	0.0	mg/L
082079	Turbidity	"	"	SM 2130B	04/04/07 13:33	5.4	NTU	0.01	NTU
000940	Chloride	"	"	SM 4500Cl-B	04/13/07 16:10	6.63	mg/L	0.47	mg/L
070300	Total Dis. Solids	"	"	SM 2540C	04/10/07 16:30	144	mg/L	17.3	mg/L
000610	Ammonia	"	"	SM 4500NH_3H	04/17/07 9:00	0.05	mg/L	0.08	mg/L
000620	Nitrate	"	"	SM 4500$N0_3$F	04/05/07 9:00	<0.02	mg/L	0.03	mg/L
072020	Water Level (MSL)	"	"		04/04/07 13:33	27.6	Feet		Feet
900216	Color	"	"	SM 2120B	04/04/07 13:33	Cloudy	PCU	0.0	PCU

*Attach Laboratory Reports

mo/mlfil070521(1)

SOUTHERN ANALYTICAL LABORATORIES, INC.
110 BAYVIEW BOULEVARD, OLDSMAR, FL 34677 813-855-1844 fax 813-855-2218

Pasco County Environmental Laboratory
8864 Government Drive
New Port Richey, FL 34654-

May 15, 2007
Project No: 69676

Laboratory Report

Project Name	**Resource Recovery**
Sample Description	**2MW15**
Matrix	**Groundwater**
SAL Sample Number	**69676.06**
Date/Time Collected	**04/04/07 13:33**
Date/Time Received	**04/05/07 13:00**

Parameters	Units	Results	Method	Detection Limit	Date/Time Analyzed	Date/Time Prep	Analyst
Volatile Organic Compounds							
1,1,1,2-Tetrachloroethane	ug/l	0.63 U,S13	EPA 8260	0.63	04/12/07 03:55		MP
1,1,1-Trichloroethane	ug/l	0.46 U,S13	EPA 8260	0.46	04/12/07 03:55		MP
1,1,2,2-Tetrachloroethane	ug/l	0.15 U,S13	EPA 8260	0.15	04/12/07 03:55		MP
1,1,2-Trichloroethane	ug/l	0.47 U,S13	EPA 8260	0.47	04/12/07 03:55		MP
1,1-Dichloroethane	ug/l	0.52 U,S13	EPA 8260	0.52	04/12/07 03:55		MP
1,1-Dichloroethene	ug/l	0.45 U,S13	EPA 8260	0.45	04/12/07 03:55		MP
1,2,3-Trichloropropane	ug/l	0.18 U,S13	EPA 8260	0.18	04/12/07 03:55		MP
1,2-Dibromo-3-chloropropane	ug/l	2.5 U,S13	EPA 8260	2.5	04/12/07 03:55		MP
1,2-Dibromoethane	ug/l	0.50 U,S13	EPA 8260	0.50	04/12/07 03:55		MP
1,2-Dichlorobenzene	ug/l	0.44 U,S13	EPA 8260	0.44	04/12/07 03:55		MP
1,2-Dichloroethane	ug/l	0.57 U,S13	EPA 8260	0.57	04/12/07 03:55		MP
1,2-Dichloropropane	ug/l	0.52 U,S13	EPA 8260	0.52	04/12/07 03:55		MP
1,4-Dichlorobenzene	ug/l	0.52 U,S13	EPA 8260	0.52	04/12/07 03:55		MP
2-Hexanone	ug/l	4.4 U,S13	EPA 8260	4.4	04/12/07 03:55		MP
Acetone	ug/l	9.9 U,S13	EPA 8260	9.9	04/12/07 03:55		MP
Acrylonitrile	ug/l	1.2 U,S13	EPA 8260	1.2	04/12/07 03:55		MP
Benzene	ug/l	0.50 U,S13	EPA 8260	0.50	04/12/07 03:55		MP
Bromochloromethane	ug/l	0.58 U,S13	EPA 8260	0.58	04/12/07 03:55		MP
Bromodichloromethane	ug/l	0.35 U,S13	EPA 8260	0.35	04/12/07 03:55		MP
Bromoform	ug/l	0.58 U,S13	EPA 8260	0.58	04/12/07 03:55		MP
Bromomethane	ug/l	2.5 U,S13	EPA 8260	2.5	04/12/07 03:55		MP
Carbon disulfide	ug/l	0.85 U,S13	EPA 8260	0.85	04/12/07 03:55		MP
Carbon tetrachloride	ug/l	0.42 U,S13	EPA 8260	0.42	04/12/07 03:55		MP
Chlorobenzene	ug/l	0.63 U,S13	EPA 8260	0.63	04/12/07 03:55		MP
Chloroethane	ug/l	2.5 U,S13	EPA 8260	2.5	04/12/07 03:55		MP
Chloroform	ug/l	0.90 U,S13	EPA 8260	0.90	04/12/07 03:55		MP
Chloromethane	ug/l	1.0 U,S13	EPA 8260	1.0	04/12/07 03:55		MP
cis-1,2-Dichloroethene	ug/l	0.65 U,S13	EPA 8260	0.65	04/12/07 03:55		MP
cis-1,3-Dichloropropene	ug/l	0.14 U,S13	EPA 8260	0.14	04/12/07 03:55		MP
Dibromochloromethane	ug/l	0.34 U,S13	EPA 8260	0.34	04/12/07 03:55		MP
Dibromomethane	ug/l	0.41 U,S13	EPA 8260	0.41	04/12/07 03:55		MP
Ethylbenzene	ug/l	0.44 U,S13	EPA 8260	0.44	04/12/07 03:55		MP
Iodomethane	ug/l	2.5 U,S13	EPA 8260	2.5	04/12/07 03:55		MP
MEK (2-Butanone)	ug/l	8.4 U,S13	EPA 8260	8.4	04/12/07 03:55		MP
Methylene chloride	ug/l	4.0 U,S13	EPA 8260	4.0	04/12/07 03:55		MP
MIBK (4-Methyl-2-pentanone)	ug/l	3.8 U,S13	EPA 8260	3.8	04/12/07 03:55		MP
Styrene	ug/l	0.98 U,S13	EPA 8260	0.98	04/12/07 03:55		MP
Tetrachloroethene	ug/l	0.50 U,S13	EPA 8260	0.50	04/12/07 03:55		MP
Toluene	ug/l	0.51 U,S13	EPA 8260	0.51	04/12/07 03:55		MP
trans-1,2-Dichloroethene	ug/l	0.44 U,S13	EPA 8260	0.44	04/12/07 03:55		MP

FDOH Laboratory No. E84129
NELAP Accredited

Francis I. Daniels, Laboratory Director
Leslie C. Boardman, Q. A. Manager

SOUTHERN ANALYTICAL LABORATORIES, INC.
110 BAYVIEW BOULEVARD, OLDSMAR, FL 34677 813-855-1844 fax 813-855-2218

Pasco County Environmental Laboratory
8864 Government Drive
New Port Richey, FL 34654-

May 15, 2007
Project No: 69676

Laboratory Report

Project Name	**Resource Recovery**
Sample Description	**2MW15**
Matrix	**Groundwater**
SAL Sample Number	**69676.06**
Date/Time Collected	**04/04/07 13:33**
Date/Time Received	**04/05/07 13:00**

Parameters	Units	Results	Method	Detection Limit	Date/Time Analyzed	Date/Time Prep	Analyst
Volatile Organic Compounds							
trans-1,3-Dichloropropene	ug/l	0.14 U,S13	EPA 8260	0.14	04/12/07 03:55		MP
trans-1,4-Dichloro-2-butene	ug/l	2.5 U,S13	EPA 8260	2.5	04/12/07 03:55		MP
Trichloroethene	ug/l	0.50 U,S13	EPA 8260	0.50	04/12/07 03:55		MP
Trichlorofluoromethane	ug/l	2.5 U,S13	EPA 8260	2.5	04/12/07 03:55		MP
Vinyl acetate	ug/l	1.5 U,S13	EPA 8260	1.5	04/12/07 03:55		MP
Vinyl chloride	ug/l	0.50 U,S13	EPA 8260	0.50	04/12/07 03:55		MP
Xylenes, Total	ug/l	0.50 U,S13	EPA 8260	0.50	04/12/07 03:55		MP
Metals							
Silver	mg/l	0.01 U	EPA 6010	0.01	04/09/07 18:17	04/09/07 13:12	PSS
Arsenic	mg/l	0.05 U	EPA 6010	0.05	04/09/07 18:17	04/09/07 13:12	PSS
Barium	mg/l	0.01 U	EPA 6010	0.01	04/09/07 18:17	04/09/07 13:12	PSS
Beryllium	mg/l	0.0001 U	EPA 6010	0.0001	04/09/07 18:17	04/09/07 13:12	PSS
Cadmium	mg/l	0.001 U	EPA 6010	0.001	04/09/07 18:17	04/09/07 13:12	PSS
Cobalt	mg/l	0.01 U	EPA 6010	0.01	04/09/07 18:17	04/09/07 13:12	PSS
Chromium	mg/l	0.01 U	EPA 6010	0.01	04/09/07 18:17	04/09/07 13:12	PSS
Copper	mg/l	0.01 U	EPA 6010	0.01	04/09/07 18:17	04/09/07 13:12	PSS
Nickel	mg/l	0.02 U	EPA 6010	0.02	04/09/07 18:17	04/09/07 13:12	PSS
Lead	mg/l	0.05 U	EPA 6010	0.05	04/09/07 18:17	04/09/07 13:12	PSS
Antimony	mg/l	0.05 U	EPA 6010	0.05	04/09/07 18:17	04/09/07 13:12	PSS
Selenium	mg/l	0.05 U	EPA 6010	0.05	04/09/07 18:17	04/09/07 13:12	PSS
Thallium	mg/l	0.05 U	EPA 6010	0.05	04/09/07 18:17	04/09/07 13:12	PSS
Vanadium	mg/l	0.01 U	EPA 6010	0.01	04/09/07 18:17	04/09/07 13:12	PSS
Zinc	mg/l	0.005 U	EPA 6010	0.005	04/09/07 18:17	04/09/07 13:12	PSS

FDOH Laboratory No. E84129
NELAP Accredited

Francis I. Daniels, Laboratory Director
Leslie C. Boardman, Q. A. Manager

PART III ANALYTICAL RESULTS

Facility GMS #: 4051C00030

Sampling Date/Time: 04/03/07 9:39

Test Site ID #:

Report Period: 2007 / Semester I (year/quarter)

Well Name: 2MW-17S

Well Purged (Y/N): YES

Classification of Groundwater:

Well Type: ( ) Background
( ) Intermediate
( ) Compliance
( ) Other

Groundwater Elevation (NGVD): 21.23

or (MSL):

Storet Code	Parameter Monitored	Sampling Method	Field Filtered Y/N	Analysis Method	Analysis Date/Time	*Analysis Results/Units		Detection Limits/Units	
000929	Sodium	Well Wiz. Ded. Mon. System	No	SM 3111B	04/05/07 9:45	1.38	mg/L	0.10	mg/L
001045	Iron	"	"	SM 3111B	04/05/07 9:30	0.13	mg/L	0.02	mg/L
071900	Mercury	"	"	SM 3112B	04/09/07 10:00	<0.0005	mg/L	0.0005	mg/L
000400	pH-Field	"	"	SM 4500H+B	04/03/07 9:39	6.17	Std. Units	0.01	Std. Units
000010	Temperature (Field)	"	"	SM 2550B	04/03/07 9:39	25.59	°C	0	°C
000095	Specific Cond. (Field)	"	"	SM 2510B	04/03/07 9:39	180	µmhos/cm	0.0	µmhos/cm
000344	D.O. (Field)	"	"	SM 45000G	04/03/07 9:39	1.00	mg/L	0.0	mg/L
082079	Turbidity	"	"	SM 2130B	04/03/07 9:39	0.0	NTU	0.01	NTU
000940	Chloride	"	"	SM 4500Cl-B	04/13/07 16:10	3.31	mg/L	0.47	mg/L
070300	Total Dis. Solids	"	"	SM 2540C	04/10/07 16:30	142	mg/L	17.3	mg/L
000610	Ammonia	"	"	SM 4500NH_3H	04/17/07 9:00	<0.04	mg/L	0.08	mg/L
000620	Nitrate	"	"	SM 4500$N0_3F$	04/05/07 9:00	2.72	mg/L	0.03	mg/L
072020	Water Level (MSL)	"	"		04/03/07 9:39	21.23	Feet		Feet
900216	Color	"	"	SM 2120B	04/03/07 9:39	Clear	PCU	0.0	PCU

*Attach Laboratory Reports

mo/mlfil070521(2)

SOUTHERN ANALYTICAL LABORATORIES, INC.
110 BAYVIEW BOULEVARD, OLDSMAR, FL 34677 813-855-1844 fax 813-855-2218

Pasco County Environmental Laboratory
8864 Government Drive
New Port Richey, FL 34654-

May 15, 2007
Project No: 69676

Laboratory Report

Project Name	**Resource Recovery**
Sample Description	**2MW17**
Matrix	**Groundwater**
SAL Sample Number	**69676.10**
Date/Time Collected	**04/03/07 09:39**
Date/Time Received	**04/05/07 13:00**

Parameters	Units	Results	Method	Detection Limit	Date/Time Analyzed	Date/Time Prep	Analyst
Volatile Organic Compounds							
1,1,1,2-Tetrachloroethane	ug/l	0.63 U,S13	EPA 8260	0.63	04/12/07 05:35		MP
1,1,1-Trichloroethane	ug/l	0.46 U,S13	EPA 8260	0.46	04/12/07 05:35		MP
1,1,2,2-Tetrachloroethane	ug/l	0.15 U,S13	EPA 8260	0.15	04/12/07 05:35		MP
1,1,2-Trichloroethane	ug/l	0.47 U,S13	EPA 8260	0.47	04/12/07 05:35		MP
1,1-Dichloroethane	ug/l	0.52 U,S13	EPA 8260	0.52	04/12/07 05:35		MP
1,1-Dichloroethene	ug/l	0.45 U,S13	EPA 8260	0.45	04/12/07 05:35		MP
1,2,3-Trichloropropane	ug/l	0.18 U,S13	EPA 8260	0.18	04/12/07 05:35		MP
1,2-Dibromo-3-chloropropane	ug/l	2.5 U,S13	EPA 8260	2.5	04/12/07 05:35		MP
1,2-Dibromoethane	ug/l	0.50 U,S13	EPA 8260	0.50	04/12/07 05:35		MP
1,2-Dichlorobenzene	ug/l	0.44 U,S13	EPA 8260	0.44	04/12/07 05:35		MP
1,2-Dichloroethane	ug/l	0.57 U,S13	EPA 8260	0.57	04/12/07 05:35		MP
1,2-Dichloropropane	ug/l	0.52 U,S13	EPA 8260	0.52	04/12/07 05:35		MP
1,4-Dichlorobenzene	ug/l	0.52 U,S13	EPA 8260	0.52	04/12/07 05:35		MP
2-Hexanone	ug/l	4.4 U,S13	EPA 8260	4.4	04/12/07 05:35		MP
Acetone	ug/l	9.9 U,S13	EPA 8260	9.9	04/12/07 05:35		MP
Acrylonitrile	ug/l	1.2 U,S13	EPA 8260	1.2	04/12/07 05:35		MP
Benzene	ug/l	0.50 U,S13	EPA 8260	0.50	04/12/07 05:35		MP
Bromochloromethane	ug/l	0.58 U,S13	EPA 8260	0.58	04/12/07 05:35		MP
Bromodichloromethane	ug/l	0.35 U,S13	EPA 8260	0.35	04/12/07 05:35		MP
Bromoform	ug/l	0.58 U,S13	EPA 8260	0.58	04/12/07 05:35		MP
Bromomethane	ug/l	2.5 U,S13	EPA 8260	2.5	04/12/07 05:35		MP
Carbon disulfide	ug/l	0.85 U,S13	EPA 8260	0.85	04/12/07 05:35		MP
Carbon tetrachloride	ug/l	0.42 U,S13	EPA 8260	0.42	04/12/07 05:35		MP
Chlorobenzene	ug/l	0.63 U,S13	EPA 8260	0.63	04/12/07 05:35		MP
Chloroethane	ug/l	2.5 U,S13	EPA 8260	2.5	04/12/07 05:35		MP
Chloroform	ug/l	0.90 U,S13	EPA 8260	0.90	04/12/07 05:35		MP
Chloromethane	ug/l	1.0 U,S13	EPA 8260	1.0	04/12/07 05:35		MP
cis-1,2-Dichloroethene	ug/l	0.65 U,S13	EPA 8260	0.65	04/12/07 05:35		MP
cis-1,3-Dichloropropene	ug/l	0.14 U,S13	EPA 8260	0.14	04/12/07 05:35		MP
Dibromochloromethane	ug/l	0.34 U,S13	EPA 8260	0.34	04/12/07 05:35		MP
Dibromomethane	ug/l	0.41 U,S13	EPA 8260	0.41	04/12/07 05:35		MP
Ethylbenzene	ug/l	0.44 U,S13	EPA 8260	0.44	04/12/07 05:35		MP
Iodomethane	ug/l	2.5 U,S13	EPA 8260	2.5	04/12/07 05:35		MP
MEK (2-Butanone)	ug/l	8.4 U,S13	EPA 8260	8.4	04/12/07 05:35		MP
Methylene chloride	ug/l	4.0 U,S13	EPA 8260	4.0	04/12/07 05:35		MP
MIBK (4-Methyl-2-pentanone)	ug/l	3.8 U,S13	EPA 8260	3.8	04/12/07 05:35		MP
Styrene	ug/l	0.98 U,S13	EPA 8260	0.98	04/12/07 05:35		MP
Tetrachloroethene	ug/l	0.50 U,S13	EPA 8260	0.50	04/12/07 05:35		MP
Toluene	ug/l	0.51 U,S13	EPA 8260	0.51	04/12/07 05:35		MP
trans-1,2-Dichloroethene	ug/l	0.44 U,S13	EPA 8260	0.44	04/12/07 05:35		MP

FDOH Laboratory No. E84129
NELAP Accredited

Francis I. Daniels, Laboratory Director
Leslie C. Boardman, Q. A. Manager

SOUTHERN ANALYTICAL LABORATORIES, INC.
110 BAYVIEW BOULEVARD, OLDSMAR, FL 34677 813-855-1844 fax 813-855-2218

Pasco County Environmental Laboratory
8864 Government Drive
New Port Richey, FL 34654-

May 15, 2007
Project No: 69676

Laboratory Report

Project Name	**Resource Recovery**
Sample Description	**2MW17**
Matrix	**Groundwater**
SAL Sample Number	**69676.10**
Date/Time Collected	**04/03/07 09:39**
Date/Time Received	**04/05/07 13:00**

Parameters	Units	Results	Method	Detection Limit	Date/Time Analyzed	Date/Time Prep	Analyst
Volatile Organic Compounds							
trans-1,3-Dichloropropene	ug/l	0.14 U,S13	EPA 8260	0.14	04/12/07 05:35		MP
trans-1,4-Dichloro-2-butene	ug/l	2.5 U,S13	EPA 8260	2.5	04/12/07 05:35		MP
Trichloroethene	ug/l	0.50 U,S13	EPA 8260	0.50	04/12/07 05:35		MP
Trichlorofluoromethane	ug/l	2.50 U,S13	EPA 8260	2.50	04/12/07 05:35		MP
Vinyl acetate	ug/l	1.5 U,S13	EPA 8260	1.5	04/12/07 05:35		MP
Vinyl chloride	ug/l	0.50 U,S13	EPA 8260	0.50	04/12/07 05:35		MP
Xylenes, Total	ug/l	0.50 U,S13	EPA 8260	0.50	04/12/07 05:35		MP
Metals							
Silver	mg/l	0.01 U	EPA 6010	0.01	04/09/07 18:17	04/09/07 13:12	PSS
Arsenic	mg/l	0.05 U	EPA 6010	0.05	04/09/07 18:17	04/09/07 13:12	PSS
Barium	mg/l	0.01 U	EPA 6010	0.01	04/09/07 18:17	04/09/07 13:12	PSS
Beryllium	mg/l	0.0001 U	EPA 6010	0.0001	04/09/07 18:17	04/09/07 13:12	PSS
Cadmium	mg/l	0.001 U	EPA 6010	0.001	04/09/07 18:17	04/09/07 13:12	PSS
Cobalt	mg/l	0.01 U	EPA 6010	0.01	04/09/07 18:17	04/09/07 13:12	PSS
Chromium	mg/l	0.01 U	EPA 6010	0.01	04/09/07 18:17	04/09/07 13:12	PSS
Copper	mg/l	0.01 U	EPA 6010	0.01	04/09/07 18:17	04/09/07 13:12	PSS
Nickel	mg/l	0.02 U	EPA 6010	0.02	04/09/07 18:17	04/09/07 13:12	PSS
Lead	mg/l	0.05 U	EPA 6010	0.05	04/09/07 18:17	04/09/07 13:12	PSS
Antimony	mg/l	0.05 U	EPA 6010	0.05	04/09/07 18:17	04/09/07 13:12	PSS
Selenium	mg/l	0.05 U	EPA 6010	0.05	04/09/07 18:17	04/09/07 13:12	PSS
Thallium	mg/l	0.05 U	EPA 6010	0.05	04/09/07 18:17	04/09/07 13:12	PSS
Vanadium	mg/l	0.01 U	EPA 6010	0.01	04/09/07 18:17	04/09/07 13:12	PSS
Zinc	mg/l	0.0069 I	EPA 6010	0.005	04/09/07 18:17	04/09/07 13:12	PSS

FDOH Laboratory No. E84129
NELAP Accredited

Francis I. Daniels, Laboratory Director
Leslie C. Boardman, Q. A. Manager

PART III ANALYTICAL RESULTS

Facility GMS #: 4051C00030

Sampling Date/Time: 04/03/07 11:02

Test Site ID #:

Report Period: 2007 / Semester I (year/quarter)

Well Name: 2MW-18D

Well Purged (Y/N): YES

Classification of Groundwater: Surficial

Well Type: ( ) Background
( ) Intermediate
( ) Compliance
( ) Other

Groundwater Elevation (NGVD): 21.19

or (MSL):

Storet Code	Parameter Monitored	Sampling Method	Field Filtered Y/N	Analysis Method	Analysis Date/Time	*Analysis Results/Units		Detection Limits/Units	
000929	Sodium	Well Wiz. Ded. Mon. System	No	SM 3111B	04/05/07 9:45	9.37	mg/L	0.10	mg/L
001045	Iron	"	"	SM 3111B	04/05/07 9:30	0.07	mg/L	0.02	mg/L
071900	Mercury	"	"	SM 3112B	04/09/07 10:00	<0.0005	mg/L	0.0005	mg/L
000400	pH-Field	"	"	SM 4500H+B	04/03/07 11:02	7.44	Std. Units	0.01	Std. Units
000010	Temperature (Field)	"	"	SM 2550B	04/03/07 11:02	24.75	°C	0	°C
000095	Specific Cond. (Field)	"	"	SM 2510B	04/03/07 11:02	388	µmhos/cm	0.0	µmhos/cm
000344	D.O. (Field)	"	"	SM 45000G	04/03/07 11:02	1.65	mg/L	0.0	mg/L
082079	Turbidity	"	"	SM 2130B	04/03/07 11:02	0.0	NTU	0.01	NTU
000940	Chloride	"	"	SM 4500Cl-B	04/13/07 16:10	36.9	mg/L	0.47	mg/L
070300	Total Dis. Solids	"	"	SM 2540C	04/10/07 16:30	302	mg/L	17.3	mg/L
000610	Ammonia	"	"	SM 4500NH_3H	04/17/07 9:00	0.04	mg/L	0.08	mg/L
000620	Nitrate	"	"	SM 4500$N0_3F$	04/05/07 9:00	0.55	mg/L	0.03	mg/L
072020	Water Level (MSL)	"	"		04/03/07 11:02	21.19	Feet		Feet
900216	Color	"	"	SM 2120B		Clear	PCU	0.0	PCU

*Attach Laboratory Reports

mo/mlfil070521(3)

SOUTHERN ANALYTICAL LABORATORIES, INC.
110 BAYVIEW BOULEVARD, OLDSMAR, FL 34677 813-855-1844 fax 813-855-2218

Pasco County Environmental Laboratory
8864 Government Drive
New Port Richey, FL 34654-

May 15, 2007
Project No: 69676

Laboratory Report

Project Name	**Resource Recovery**
Sample Description	**2MW18**
Matrix	**Groundwater**
SAL Sample Number	**69676.11**
Date/Time Collected	**04/03/07 11:02**
Date/Time Received	**04/05/07 13:00**

Parameters	Units	Results	Method	Detection Limit	Date/Time Analyzed	Date/Time Prep	Analyst
Volatile Organic Compounds							
1,1,1,2-Tetrachloroethane	ug/l	0.63 U,S13	EPA 8260	0.63	04/12/07 06:00		MP
1,1,1-Trichloroethane	ug/l	0.46 U,S13	EPA 8260	0.46	04/12/07 06:00		MP
1,1,2,2-Tetrachloroethane	ug/l	0.15 U,S13	EPA 8260	0.15	04/12/07 06:00		MP
1,1,2-Trichloroethane	ug/l	0.47 U,S13	EPA 8260	0.47	04/12/07 06:00		MP
1,1-Dichloroethane	ug/l	0.52 U,S13	EPA 8260	0.52	04/12/07 06:00		MP
1,1-Dichloroethene	ug/l	0.45 U,S13	EPA 8260	0.45	04/12/07 06:00		MP
1,2,3-Trichloropropane	ug/l	0.18 U,S13	EPA 8260	0.18	04/12/07 06:00		MP
1,2-Dibromo-3-chloropropane	ug/l	2.5 U,S13	EPA 8260	2.5	04/12/07 06:00		MP
1,2-Dibromoethane	ug/l	0.50 U,S13	EPA 8260	0.50	04/12/07 06:00		MP
1,2-Dichlorobenzene	ug/l	0.44 U,S13	EPA 8260	0.44	04/12/07 06:00		MP
1,2-Dichloroethane	ug/l	0.57 U,S13	EPA 8260	0.57	04/12/07 06:00		MP
1,2-Dichloropropane	ug/l	0.52 U,S13	EPA 8260	0.52	04/12/07 06:00		MP
1,4-Dichlorobenzene	ug/l	0.52 U,S13	EPA 8260	0.52	04/12/07 06:00		MP
2-Hexanone	ug/l	4.4 U,S13	EPA 8260	4.4	04/12/07 06:00		MP
Acetone	ug/l	9.9 U,S13	EPA 8260	9.9	04/12/07 06:00		MP
Acrylonitrile	ug/l	1.2 U,S13	EPA 8260	1.2	04/12/07 06:00		MP
Benzene	ug/l	0.50 U,S13	EPA 8260	0.50	04/12/07 06:00		MP
Bromochloromethane	ug/l	0.58 U,S13	EPA 8260	0.58	04/12/07 06:00		MP
Bromodichloromethane	ug/l	0.35 U,S13	EPA 8260	0.35	04/12/07 06:00		MP
Bromoform	ug/l	0.58 U,S13	EPA 8260	0.58	04/12/07 06:00		MP
Bromomethane	ug/l	2.5 U,S13	EPA 8260	2.5	04/12/07 06:00		MP
Carbon disulfide	ug/l	0.85 U,S13	EPA 8260	0.85	04/12/07 06:00		MP
Carbon tetrachloride	ug/l	0.42 U,S13	EPA 8260	0.42	04/12/07 06:00		MP
Chlorobenzene	ug/l	0.63 U,S13	EPA 8260	0.63	04/12/07 06:00		MP
Chloroethane	ug/l	2.5 U,S13	EPA 8260	2.5	04/12/07 06:00		MP
Chloroform	ug/l	0.90 U,S13	EPA 8260	0.90	04/12/07 06:00		MP
Chloromethane	ug/l	1.0 U,S13	EPA 8260	1.0	04/12/07 06:00		MP
cis-1,2-Dichloroethene	ug/l	0.65 U,S13	EPA 8260	0.65	04/12/07 06:00		MP
cis-1,3-Dichloropropene	ug/l	0.14 U,S13	EPA 8260	0.14	04/12/07 06:00		MP
Dibromochloromethane	ug/l	0.34 U,S13	EPA 8260	0.34	04/12/07 06:00		MP
Dibromomethane	ug/l	0.41 U,S13	EPA 8260	0.41	04/12/07 06:00		MP
Ethylbenzene	ug/l	0.44 U,S13	EPA 8260	0.44	04/12/07 06:00		MP
Iodomethane	ug/l	2.5 U,S13	EPA 8260	2.5	04/12/07 06:00		MP
MEK (2-Butanone)	ug/l	8.4 U,S13	EPA 8260	8.4	04/12/07 06:00		MP
Methylene chloride	ug/l	4.0 U,S13	EPA 8260	4.0	04/12/07 06:00		MP
MIBK (4-Methyl-2-pentanone)	ug/l	3.8 U,S13	EPA 8260	3.8	04/12/07 06:00		MP
Styrene	ug/l	0.98 U,S13	EPA 8260	0.98	04/12/07 06:00		MP
Tetrachloroethene	ug/l	0.50 U,S13	EPA 8260	0.50	04/12/07 06:00		MP
Toluene	ug/l	0.51 U,S13	EPA 8260	0.51	04/12/07 06:00		MP
trans-1,2-Dichloroethene	ug/l	0.44 U,S13	EPA 8260	0.44	04/12/07 06:00		MP

FDOH Laboratory No. E84129
NELAP Accredited

Francis I. Daniels, Laboratory Director
Leslie C. Boardman, Q. A. Manager

SOUTHERN ANALYTICAL LABORATORIES, INC.
110 BAYVIEW BOULEVARD, OLDSMAR, FL 34677 813-855-1844 fax 813-855-2218

Pasco County Environmental Laboratory
8864 Government Drive
New Port Richey, FL 34654-

May 15, 2007
Project No: 69676

Laboratory Report

Project Name	**Resource Recovery**
Sample Description	**2MW18**
Matrix	**Groundwater**
SAL Sample Number	**69676.11**
Date/Time Collected	**04/03/07 11:02**
Date/Time Received	**04/05/07 13:00**

Parameters	Units	Results	Method	Detection Limit	Date/Time Analyzed	Date/Time Prep	Analyst
Volatile Organic Compounds							
trans-1,3-Dichloropropene	ug/l	0.14 U,S13	EPA 8260	0.14	04/12/07 06:00		MP
trans-1,4-Dichloro-2-butene	ug/l	2.5 U,S13	EPA 8260	2.5	04/12/07 06:00		MP
Trichloroethene	ug/l	0.50 U,S13	EPA 8260	0.50	04/12/07 06:00		MP
Trichlorofluoromethane	ug/l	2.5 U,S13	EPA 8260	2.5	04/12/07 06:00		MP
Vinyl acetate	ug/l	1.5 U,S13	EPA 8260	1.5	04/12/07 06:00		MP
Vinyl chloride	ug/l	0.50 U,S13	EPA 8260	0.50	04/12/07 06:00		MP
Xylenes, Total	ug/l	0.50 U,S13	EPA 8260	0.50	04/12/07 06:00		MP
Metals							
Silver	mg/l	0.01 U	EPA 6010	0.01	04/09/07 18:17	04/09/07 13:12	PSS
Arsenic	mg/l	0.05 U	EPA 6010	0.05	04/09/07 18:17	04/09/07 13:12	PSS
Barium	mg/l	0.01 U	EPA 6010	0.01	04/09/07 18:17	04/09/07 13:12	PSS
Beryllium	mg/l	0.0001 U	EPA 6010	0.0001	04/09/07 18:17	04/09/07 13:12	PSS
Cadmium	mg/l	0.001 U	EPA 6010	0.001	04/09/07 18:17	04/09/07 13:12	PSS
Cobalt	mg/l	0.01 U	EPA 6010	0.01	04/09/07 18:17	04/09/07 13:12	PSS
Chromium	mg/l	0.01 U	EPA 6010	0.01	04/09/07 18:17	04/09/07 13:12	PSS
Copper	mg/l	0.01 U	EPA 6010	0.01	04/09/07 18:17	04/09/07 13:12	PSS
Nickel	mg/l	0.02 U	EPA 6010	0.02	04/09/07 18:17	04/09/07 13:12	PSS
Lead	mg/l	0.05 U	EPA 6010	0.05	04/09/07 18:17	04/09/07 13:12	PSS
Antimony	mg/l	0.05 U	EPA 6010	0.05	04/09/07 18:17	04/09/07 13:12	PSS
Selenium	mg/l	0.05 U	EPA 6010	0.05	04/09/07 18:17	04/09/07 13:12	PSS
Thallium	mg/l	0.05 U	EPA 6010	0.05	04/09/07 18:17	04/09/07 13:12	PSS
Vanadium	mg/l	0.01 U	EPA 6010	0.01	04/09/07 18:17	04/09/07 13:12	PSS
Zinc	mg/l	0.0055 I	EPA 6010	0.005	04/09/07 18:17	04/09/07 13:12	PSS

PART III ANALYTICAL RESULTS

Facility GMS #: 4051C00030

Sampling Date/Time: 04/02/07 15:12

Test Site ID #:

Report Period: 2007 / Semester I (year/quarter)

Well Name: 2MW-19D

Well Purged (Y/N): YES

Classification of Groundwater: Floridan

Well Type: ( ) Background ( ) Intermediate ( ) Compliance ( ) Other

Groundwater Elevation (NGVD): 21.88

or (MSL):

Storet Code	Parameter Monitored	Sampling Method	Field Filtered Y/N	Analysis Method	Analysis Date/Time	*Analysis Results/Units		Detection Limits/Units	
000929	Sodium	Well Wiz. Ded. Mon. System	No	SM 3111B	04/05/07 9:45	6.85	mg/L	0.10	mg/L
001045	Iron	"	"	SM 3111B	04/05/07 9:30	0.04	mg/L	0.02	mg/L
071900	Mercury	"	"	SM 3112B	04/09/07 10:00	<0.0005	mg/L	0.0005	mg/L
000400	pH-Field	"	"	SM 4500H+B	04/02/07 15:12	7.66	Std. Units	0.01	Std. Units
000010	Temperature (Field)	"	"	SM 2550B	04/02/07 15:12	25.67	°C	0	°C
000095	Specific Cond. (Field)	"	"	SM 2510B	04/02/07 15:12	361	µmhos/cm	0.0	µmhos/cm
000344	D.O. (Field)	"	"	SM 45000G	04/02/07 15:12	2.83	mg/L	0.0	mg/L
082079	Turbidity	"	"	SM 2130B	04/02/07 15:12	0.0	NTU	0.01	NTU
000940	Chloride	"	"	SM 4500Cl-B	04/13/07 16:10	31.3	mg/L	0.47	mg/L
070300	Total Dis. Solids	"	"	SM 2540C	04/10/07 16:30	282	mg/L	17.3	mg/L
000610	Ammonia	"	"	SM 4500NH_3H	04/17/07 9:00	0.04	mg/L	0.08	mg/L
000620	Nitrate	"	"	SM 4500$N0_3F$	04/05/07 9:00	0.46	mg/L	0.03	mg/L
072020	Water Level (MSL)	"	"		04/02/07 15:12	21.88	Feet		Feet
900216	Color	"	"	SM 2120B	04/02/07 15:12	Clear	PCU	0.0	PCU

*Attach Laboratory Reports

mo/mlfil050521(6)

SOUTHERN ANALYTICAL LABORATORIES, INC.
110 BAYVIEW BOULEVARD, OLDSMAR, FL 34677 813-855-1844 fax 813-855-2218

Pasco County Environmental Laboratory
8864 Government Drive
New Port Richey, FL 34654-

May 15, 2007
Project No: 69676

Laboratory Report

Project Name	Resource Recovery
Sample Description	2MW19
Matrix	Groundwater
SAL Sample Number	69676.03
Date/Time Collected	04/02/07 15:12
Date/Time Received	04/05/07 13:00

Parameters	Units	Results	Method	Detection Limit	Date/Time Analyzed	Date/Time Prep	Analyst
Volatile Organic Compounds							
1,1,1,2-Tetrachloroethane	ug/l	0.63 U,S13	EPA 8260	0.63	04/12/07 02:41		MP
1,1,1-Trichloroethane	ug/l	0.46 U,S13	EPA 8260	0.46	04/12/07 02:41		MP
1,1,2,2-Tetrachloroethane	ug/l	0.15 U,S13	EPA 8260	0.15	04/12/07 02:41		MP
1,1,2-Trichloroethane	ug/l	0.47 U,S13	EPA 8260	0.47	04/12/07 02:41		MP
1,1-Dichloroethane	ug/l	0.52 U,S13	EPA 8260	0.52	04/12/07 02:41		MP
1,1-Dichloroethene	ug/l	0.45 U,S13	EPA 8260	0.45	04/12/07 02:41		MP
1,2,3-Trichloropropane	ug/l	0.18 U,S13	EPA 8260	0.18	04/12/07 02:41		MP
1,2-Dibromo-3-chloropropane	ug/l	2.5 U,S13	EPA 8260	2.5	04/12/07 02:41		MP
1,2-Dibromoethane	ug/l	0.50 U,S13	EPA 8260	0.50	04/12/07 02:41		MP
1,2-Dichlorobenzene	ug/l	0.44 U,S13	EPA 8260	0.44	04/12/07 02:41		MP
1,2-Dichloroethane	ug/l	0.57 U,S13	EPA 8260	0.57	04/12/07 02:41		MP
1,2-Dichloropropane	ug/l	0.52 U,S13	EPA 8260	0.52	04/12/07 02:41		MP
1,4-Dichlorobenzene	ug/l	0.52 U,S13	EPA 8260	0.52	04/12/07 02:41		MP
2-Hexanone	ug/l	4.4 U,S13	EPA 8260	4.4	04/12/07 02:41		MP
Acetone	ug/l	9.9 U,S13	EPA 8260	9.9	04/12/07 02:41		MP
Acrylonitrile	ug/l	1.2 U,S13	EPA 8260	1.2	04/12/07 02:41		MP
Benzene	ug/l	0.50 U,S13	EPA 8260	0.50	04/12/07 02:41		MP
Bromochloromethane	ug/l	0.58 U,S13	EPA 8260	0.58	04/12/07 02:41		MP
Bromodichloromethane	ug/l	0.35 U,S13	EPA 8260	0.35	04/12/07 02:41		MP
Bromoform	ug/l	0.58 U,S13	EPA 8260	0.58	04/12/07 02:41		MP
Bromomethane	ug/l	2.5 U,S13	EPA 8260	2.5	04/12/07 02:41		MP
Carbon disulfide	ug/l	0.85 U,S13	EPA 8260	0.85	04/12/07 02:41		MP
Carbon tetrachloride	ug/l	0.42 U,S13	EPA 8260	0.42	04/12/07 02:41		MP
Chlorobenzene	ug/l	0.63 U,S13	EPA 8260	0.63	04/12/07 02:41		MP
Chloroethane	ug/l	2.5 U,S13	EPA 8260	2.5	04/12/07 02:41		MP
Chloroform	ug/l	0.90 U,S13	EPA 8260	0.90	04/12/07 02:41		MP
Chloromethane	ug/l	1.0 U,S13	EPA 8260	1.0	04/12/07 02:41		MP
cis-1,2-Dichloroethene	ug/l	0.65 U,S13	EPA 8260	0.65	04/12/07 02:41		MP
cis-1,3-Dichloropropene	ug/l	0.14 U,S13	EPA 8260	0.14	04/12/07 02:41		MP
Dibromochloromethane	ug/l	0.34 U,S13	EPA 8260	0.34	04/12/07 02:41		MP
Dibromomethane	ug/l	0.41 U,S13	EPA 8260	0.41	04/12/07 02:41		MP
Ethylbenzene	ug/l	0.44 U,S13	EPA 8260	0.44	04/12/07 02:41		MP
Iodomethane	ug/l	2.5 U,S13	EPA 8260	2.5	04/12/07 02:41		MP
MEK (2-Butanone)	ug/l	8.4 U,S13	EPA 8260	8.4	04/12/07 02:41		MP
Methylene chloride	ug/l	4.0 U,S13	EPA 8260	4.0	04/12/07 02:41		MP
MIBK (4-Methyl-2-pentanone)	ug/l	3.8 U,S13	EPA 8260	3.8	04/12/07 02:41		MP
Styrene	ug/l	0.98 U,S13	EPA 8260	0.98	04/12/07 02:41		MP
Tetrachloroethene	ug/l	0.50 U,S13	EPA 8260	0.50	04/12/07 02:41		MP
Toluene	ug/l	0.51 U,S13	EPA 8260	0.51	04/12/07 02:41		MP
trans-1,2-Dichloroethene	ug/l	0.44 U,S13	EPA 8260	0.44	04/12/07 02:41		MP

FDOH Laboratory No. E84129
NELAP Accredited

Francis I. Daniels, Laboratory Director
Leslie C. Boardman, Q. A. Manager

SOUTHERN ANALYTICAL LABORATORIES, INC.
110 BAYVIEW BOULEVARD, OLDSMAR, FL 34677 813-855-1844 fax 813-855-2218

Pasco County Environmental Laboratory
8864 Government Drive
New Port Richey, FL 34654-

May 15, 2007
Project No: 69676

Laboratory Report

Project Name	**Resource Recovery**
Sample Description	**2MW19**
Matrix	**Groundwater**
SAL Sample Number	**69676.03**
Date/Time Collected	**04/02/07 15:12**
Date/Time Received	**04/05/07 13:00**

Parameters	Units	Results	Method	Detection Limit	Date/Time Analyzed	Date/Time Prep	Analyst
Volatile Organic Compounds							
trans-1,3-Dichloropropene	ug/l	0.14 U,S13	EPA 8260	0.14	04/12/07 02:41		MP
trans-1,4-Dichloro-2-butene	ug/l	2.5 U,S13	EPA 8260	2.5	04/12/07 02:41		MP
Trichloroethene	ug/l	0.50 U,S13	EPA 8260	0.50	04/12/07 02:41		MP
Trichlorofluoromethane	ug/l	2.5 U,S13	EPA 8260	2.5	04/12/07 02:41		MP
Vinyl acetate	ug/l	1.5 U,S13	EPA 8260	1.5	04/12/07 02:41		MP
Vinyl chloride	ug/l	0.50 U,S13	EPA 8260	0.50	04/12/07 02:41		MP
Xylenes, Total	ug/l	0.50 U,S13	EPA 8260	0.50	04/12/07 02:41		MP
Metals							
Silver	mg/l	0.01 U	EPA 6010	0.01	04/09/07 18:17	04/09/07 13:12	PSS
Arsenic	mg/l	0.05 U	EPA 6010	0.05	04/09/07 18:17	04/09/07 13:12	PSS
Barium	mg/l	0.01 U	EPA 6010	0.01	04/09/07 18:17	04/09/07 13:12	PSS
Beryllium	mg/l	0.0001 U	EPA 6010	0.0001	04/09/07 18:17	04/09/07 13:12	PSS
Cadmium	mg/l	0.001 U	EPA 6010	0.001	04/09/07 18:17	04/09/07 13:12	PSS
Cobalt	mg/l	0.01 U	EPA 6010	0.01	04/09/07 18:17	04/09/07 13:12	PSS
Chromium	mg/l	0.01 U	EPA 6010	0.01	04/09/07 18:17	04/09/07 13:12	PSS
Copper	mg/l	0.01 U	EPA 6010	0.01	04/09/07 18:17	04/09/07 13:12	PSS
Nickel	mg/l	0.02 U	EPA 6010	0.02	04/09/07 18:17	04/09/07 13:12	PSS
Lead	mg/l	0.05 U	EPA 6010	0.05	04/09/07 18:17	04/09/07 13:12	PSS
Antimony	mg/l	0.05 U	EPA 6010	0.05	04/09/07 18:17	04/09/07 13:12	PSS
Selenium	mg/l	0.05 U	EPA 6010	0.05	04/09/07 18:17	04/09/07 13:12	PSS
Thallium	mg/l	0.05 U	EPA 6010	0.05	04/09/07 18:17	04/09/07 13:12	PSS
Vanadium	mg/l	0.01 U	EPA 6010	0.01	04/09/07 18:17	04/09/07 13:12	PSS
Zinc	mg/l	0.005 U	EPA 6010	0.005	04/09/07 18:17	04/09/07 13:12	PSS

PART III ANALYTICAL RESULTS

Facility GMS #: 4051C00030

Sampling Date/Time: 04/04/07 9:27

Test Site ID #:

Report Period: 2007 / Semester I (year/quarter)

Well Name: 2MW-20D

Well Purged (Y/N): YES

Classification of Groundwater:

Well Type: ( ) Background ( ) Intermediate ( ) Compliance ( ) Other

Groundwater Elevation (NGVD): 25.76

or (MSL):

Storet Code	Parameter Monitored	Sampling Method	Field Filtered Y/N	Analysis Method	Analysis Date/Time	*Analysis Results/Units		Detection Limits/Units	
000929	Sodium	Well Wiz. Ded. Mon. System	No	SM 3111B	04/05/07 9:45	16.5	mg/L	0.10	mg/L
001045	Iron	"	"	SM 3111B	04/05/07 9:30	0.05	mg/L	0.02	mg/L
071900	Mercury	"	"	SM 3112B	04/09/07 10:00	<0.0005	mg/L	0.0005	mg/L
000400	pH-Field	"	"	SM 4500H+B	04/04/07 9:27	7.43	Std. Units	0.01	Std. Units
000010	Temperature (Field)	"	"	SM 2550B	04/04/07 9:27	25.43	°C	0	°C
000095	Specific Cond. (Field)	"	"	SM 2510B	04/04/07 9:27	393	µmhos/cm	0.0	µmhos/cm
000344	D.O. (Field)	"	"	SM 45000G	04/04/07 9:27	2.16	mg/L	0.0	mg/L
082079	Turbidity	"	"	SM 2130B	04/04/07 9:27	0.0	NTU	0.01	NTU
000940	Chloride	"	"	SM 4500Cl-B	04/13/07 16:10	45.3	mg/L	0.47	mg/L
070300	Total Dis. Solids	"	"	SM 2540C	04/10/07 16:30	529	mg/L	17.3	mg/L
000610	Ammonia	"	"	SM 4500NH_3H	04/17/07 9:00	0.09	mg/L	0.08	mg/L
000620	Nitrate	"	"	SM 4500$N0_3$F	04/05/07 9:00	0.19	mg/L	0.03	mg/L
072020	Water Level (MSL)	"	"		04/04/07 9:27	25.76	Feet		Feet
900216	Color	"	"	SM 2120B	04/04/07 9:27	Clear	PCU	0.0	PCU

*Attach Laboratory Reports

mo/mlfil070521(4)

SOUTHERN ANALYTICAL LABORATORIES, INC.
110 BAYVIEW BOULEVARD, OLDSMAR, FL 34677 813-855-1844 fax 813-855-2218

Pasco County Environmental Laboratory
8864 Government Drive
New Port Richey, FL 34654-

May 15, 2007
Project No: 69676

Laboratory Report

Project Name	Resource Recovery
Sample Description	2MW20
Matrix	Groundwater
SAL Sample Number	69676.07
Date/Time Collected	04/04/07 09:27
Date/Time Received	04/05/07 13:00

Parameters	Units	Results	Method	Detection Limit	Date/Time Analyzed	Date/Time Prep	Analyst
Volatile Organic Compounds							
1,1,1,2-Tetrachloroethane	ug/l	0.63 U,S13	EPA 8260	0.63	04/12/07 04:20		MP
1,1,1-Trichloroethane	ug/l	0.46 U,S13	EPA 8260	0.46	04/12/07 04:20		MP
1,1,2,2-Tetrachloroethane	ug/l	0.15 U,S13	EPA 8260	0.15	04/12/07 04:20		MP
1,1,2-Trichloroethane	ug/l	0.47 U,S13	EPA 8260	0.47	04/12/07 04:20		MP
1,1-Dichloroethane	ug/l	0.52 U,S13	EPA 8260	0.52	04/12/07 04:20		MP
1,1-Dichloroethene	ug/l	0.45 U,S13	EPA 8260	0.45	04/12/07 04:20		MP
1,2,3-Trichloropropane	ug/l	0.18 U,S13	EPA 8260	0.18	04/12/07 04:20		MP
1,2-Dibromo-3-chloropropane	ug/l	2.5 U,S13	EPA 8260	2.5	04/12/07 04:20		MP
1,2-Dibromoethane	ug/l	0.50 U,S13	EPA 8260	0.50	04/12/07 04:20		MP
1,2-Dichlorobenzene	ug/l	0.44 U,S13	EPA 8260	0.44	04/12/07 04:20		MP
1,2-Dichloroethane	ug/l	0.57 U,S13	EPA 8260	0.57	04/12/07 04:20		MP
1,2-Dichloropropane	ug/l	0.52 U,S13	EPA 8260	0.52	04/12/07 04:20		MP
1,4-Dichlorobenzene	ug/l	0.52 U,S13	EPA 8260	0.52	04/12/07 04:20		MP
2-Hexanone	ug/l	4.4 U,S13	EPA 8260	4.4	04/12/07 04:20		MP
Acetone	ug/l	9.9 U,S13	EPA 8260	9.9	04/12/07 04:20		MP
Acrylonitrile	ug/l	1.2 U,S13	EPA 8260	1.2	04/12/07 04:20		MP
Benzene	ug/l	0.50 U,S13	EPA 8260	0.50	04/12/07 04:20		MP
Bromochloromethane	ug/l	0.58 U,S13	EPA 8260	0.58	04/12/07 04:20		MP
Bromodichloromethane	ug/l	0.35 U,S13	EPA 8260	0.35	04/12/07 04:20		MP
Bromoform	ug/l	0.58 U,S13	EPA 8260	0.58	04/12/07 04:20		MP
Bromomethane	ug/l	2.5 U,S13	EPA 8260	2.5	04/12/07 04:20		MP
Carbon disulfide	ug/l	0.85 U,S13	EPA 8260	0.85	04/12/07 04:20		MP
Carbon tetrachloride	ug/l	0.42 U,S13	EPA 8260	0.42	04/12/07 04:20		MP
Chlorobenzene	ug/l	0.63 U,S13	EPA 8260	0.63	04/12/07 04:20		MP
Chloroethane	ug/l	2.5 U,S13	EPA 8260	2.5	04/12/07 04:20		MP
Chloroform	ug/l	0.90 U,S13	EPA 8260	0.90	04/12/07 04:20		MP
Chloromethane	ug/l	1.0 U,S13	EPA 8260	1.0	04/12/07 04:20		MP
cis-1,2-Dichloroethene	ug/l	0.65 U,S13	EPA 8260	0.65	04/12/07 04:20		MP
cis-1,3-Dichloropropene	ug/l	0.14 U,S13	EPA 8260	0.14	04/12/07 04:20		MP
Dibromochloromethane	ug/l	0.34 U,S13	EPA 8260	0.34	04/12/07 04:20		MP
Dibromomethane	ug/l	0.41 U,S13	EPA 8260	0.41	04/12/07 04:20		MP
Ethylbenzene	ug/l	0.44 U,S13	EPA 8260	0.44	04/12/07 04:20		MP
Iodomethane	ug/l	2.5 U,S13	EPA 8260	2.5	04/12/07 04:20		MP
MEK (2-Butanone)	ug/l	8.4 U,S13	EPA 8260	8.4	04/12/07 04:20		MP
Methylene chloride	ug/l	4.0 U,S13	EPA 8260	4.0	04/12/07 04:20		MP
MIBK (4-Methyl-2-pentanone)	ug/l	3.8 U,S13	EPA 8260	3.8	04/12/07 04:20		MP
Styrene	ug/l	0.98 U,S13	EPA 8260	0.98	04/12/07 04:20		MP
Tetrachloroethene	ug/l	0.50 U,S13	EPA 8260	0.50	04/12/07 04:20		MP
Toluene	ug/l	0.51 U,S13	EPA 8260	0.51	04/12/07 04:20		MP
trans-1,2-Dichloroethene	ug/l	0.44 U,S13	EPA 8260	0.44	04/12/07 04:20		MP

FDOH Laboratory No. E84129
NELAP Accredited

Francis I. Daniels, Laboratory Director
Leslie C. Boardman, Q. A. Manager

SOUTHERN ANALYTICAL LABORATORIES, INC.
110 BAYVIEW BOULEVARD, OLDSMAR, FL 34677 813-855-1844 fax 813-855-2218

Pasco County Environmental Laboratory
8864 Government Drive
New Port Richey, FL 34654-

May 15, 2007
Project No: 69676

Laboratory Report

Project Name	Resource Recovery
Sample Description	2MW20
Matrix	Groundwater
SAL Sample Number	69676.07
Date/Time Collected	04/04/07 09:27
Date/Time Received	04/05/07 13:00

Parameters	Units	Results	Method	Detection Limit	Date/Time Analyzed	Date/Time Prep	Analyst
Volatile Organic Compounds							
trans-1,3-Dichloropropene	ug/l	0.14 U,S13	EPA 8260	0.14	04/12/07 04:20		MP
trans-1,4-Dichloro-2-butene	ug/l	2.5 U,S13	EPA 8260	2.5	04/12/07 04:20		MP
Trichloroethene	ug/l	0.50 U,S13	EPA 8260	0.50	04/12/07 04:20		MP
Trichlorofluoromethane	ug/l	2.5 U,S13	EPA 8260	2.5	04/12/07 04:20		MP
Vinyl acetate	ug/l	1.5 U,S13	EPA 8260	1.5	04/12/07 04:20		MP
Vinyl chloride	ug/l	0.50 U,S13	EPA 8260	0.50	04/12/07 04:20		MP
Xylenes, Total	ug/l	0.50 U,S13	EPA 8260	0.50	04/12/07 04:20		MP
Metals							
Silver	mg/l	0.01 U	EPA 6010	0.01	04/09/07 18:17	04/09/07 13:12	PSS
Arsenic	mg/l	0.05 U	EPA 6010	0.05	04/09/07 18:17	04/09/07 13:12	PSS
Barium	mg/l	0.015 I	EPA 6010	0.01	04/09/07 18:17	04/09/07 13:12	PSS
Beryllium	mg/l	0.0001 U	EPA 6010	0.0001	04/09/07 18:17	04/09/07 13:12	PSS
Cadmium	mg/l	0.001 U	EPA 6010	0.001	04/09/07 18:17	04/09/07 13:12	PSS
Cobalt	mg/l	0.01 U	EPA 6010	0.01	04/09/07 18:17	04/09/07 13:12	PSS
Chromium	mg/l	0.01 U	EPA 6010	0.01	04/09/07 18:17	04/09/07 13:12	PSS
Copper	mg/l	0.01 U	EPA 6010	0.01	04/09/07 18:17	04/09/07 13:12	PSS
Nickel	mg/l	0.02 U	EPA 6010	0.02	04/09/07 18:17	04/09/07 13:12	PSS
Lead	mg/l	0.05 U	EPA 6010	0.05	04/09/07 18:17	04/09/07 13:12	PSS
Antimony	mg/l	0.05 U	EPA 6010	0.05	04/09/07 18:17	04/09/07 13:12	PSS
Selenium	mg/l	0.05 U	EPA 6010	0.05	04/09/07 18:17	04/09/07 13:12	PSS
Thallium	mg/l	0.05 U	EPA 6010	0.05	04/09/07 18:17	04/09/07 13:12	PSS
Vanadium	mg/l	0.01 U	EPA 6010	0.01	04/09/07 18:17	04/09/07 13:12	PSS
Zinc	mg/l	0.005 U	EPA 6010	0.005	04/09/07 18:17	04/09/07 13:12	PSS

SOUTHERN ANALYTICAL LABORATORIES, INC.
110 BAYVIEW BOULEVARD, OLDSMAR, FL 34677 813-855-1844 fax 813-855-2218

Pasco County Environmental Laboratory
8864 Government Drive
New Port Richey, FL 34654-

May 15, 2007
Project No: 69676

Laboratory Report

Footnotes

*	Test results presented in this report meet all the requirements of the NELAC standards.
**	A statement of estimated uncertainty of test results is available upon request.
I	The reported value is between the laboratory method detection limit and the laboratory practical quantitation limit.
U	Analyte was undetected. Indicated concentration is method detection limit.
U,S13	Analyte was not detected; indicated concentration is method detection limit. Analysis subcontracted to STL, FDOH Cert. No. E84282.

PASCO COUNTY, FLORIDA

ENVIRONMENTAL LABORATORY
8864 GOVERNMENT DRIVE
NEW PORT RICHEY, FL 34654
PHONE 727-847-8902

DHRS E44123
CONTACTS:
GLORIA KRUEGER
BILL WARGO

REPORT OF ANALYSES

Resource Recovery
Class I Landfill
Hays Road
Shady Hills, Fl
John Power

Date: 4/25/2007

SAMPLE NUMBER	AA82954	SAMPLE ID 4MW1 @ RESREC	SAMPLE MATRIX GW
DATE SAMPLED	3/29/2007		TIME SAMPLED 10:24
DATE RECEIVED	3/29/2007	SAMPLER WM	RECEIVED BY CF
TIME RECEIVED	15:45	DELIVERED BY WM	SAMPLE TYPE Pumped

ANALYSIS	METHOD	ANALYSIS DATE	ANALYSIS TIME	ANALYSIS BY	RESULT	QUAL.	UNIT	DET. LIMIT
Color by Observation	Observation	3/29/2007	10:24	WM	Clear			
Conductivity Field	SM2510B	3/29/2007	10:24	WM	597		umhos/cm	
Dissolved Oxygen Field	SM4500OG	3/29/2007	10:24	WM	1.02		mg/L	0.00
pH Field	SM4500HB	3/29/2007	10:24	WM	7.50		std units	
Temperature Field	SM2550B	3/29/2007	10:24	WM	24.00		deg C	
Water Level		3/29/2007	10:24	WM	28.66		Feet N.G.V	
Iron, Total, Flame	SM3111B	3/30/2007	9:45	TER	0.03		mg/L	0.01
Mercury, Total, CVAA	SM3112B	4/9/2007	10:00	TER	<0.0005	U	mg/L	0.000
Sodium, Total, Flame	SM3111B	3/30/2007	10:00	TER	42.4		mg/L	0.20
Ammonia	SM4500NH3	3/28/2007	8:00	IF	<0.04	U	mg/L	0.04
Nitrate	SM4500NO3	3/30/2007	9:00	IF	<0.02	U	mg/L	0.02

ANALYSIS COMMENTS:

All calulations are on wet weight basis

LABORATORY DIRECTOR

THIS DOCUMENT MEETS NELAC STANDARDS

NELAC Certification # E44123

PASCO COUNTY, FLORIDA

ENVIRONMENTAL LABORATORY
8864 GOVERNMENT DRIVE
NEW PORT RICHEY, FL 34654
PHONE 727-847-8902

DHRS E44123
CONTACTS:
GLORIA KRUEGER
BILL WARGO

REPORT OF ANALYSES

Resource Recovery
Class I Landfill
Hays Road
Shady Hills, Fl
John Power

Date: 4/25/2007

SAMPLE NUMBER	AA82954	SAMPLE ID 4MW1 @ RESREC	SAMPLE MATRIX GW
DATE SAMPLED	3/29/2007		TIME SAMPLED 10:24
DATE RECEIVED	3/29/2007	SAMPLER WM	RECEIVED BY CF
TIME RECEIVED	15:45	DELIVERED BY WM	SAMPLE TYPE Pumped

ANALYSIS	METHOD	ANALYSIS DATE	ANALYSIS TIME	ANALYSIS BY	RESULT	QUAL.	UNIT	DET. LIMIT
Total Dissolved Solids	SM2540C	4/10/2007	16:30	TER	428	Q	mg/L	19.6
Chloride	SM4500CLE	4/13/2007	16:10	CEM	103		mg/L	0.36
Turbidity	SM2130B	3/29/2007	10:24	WM	0.0		NTU's	

ANALYSIS COMMENTS:

All calulations are on wet weight basis

LABORATORY DIRECTOR Sandra E. Mulhe

THIS DOCUMENT MEETS NELAC STANDARDS

NELAC Certification # E44123

PASCO COUNTY, FLORIDA

ENVIRONMENTAL LABORATORY
8864 GOVERNMENT DRIVE
NEW PORT RICHEY, FL 34654
PHONE 727-847-8902

DHRS E44123
CONTACTS:
GLORIA KRUEGER
BILL WARGO

REPORT OF ANALYSES

Resource Recovery
Class I Landfill
Hays Road
Shady Hills, Fl
John Power

Date: 4/25/2007

SAMPLE NUMBER	AA82955	SAMPLE ID 2MW2 @ RESREC	SAMPLE MATRIX GW
DATE SAMPLED	3/29/2007		TIME SAMPLED 12:29
DATE RECEIVED	3/29/2007	SAMPLER WM	RECEIVED BY CF
TIME RECEIVED	15:45	DELIVERED BY WM	SAMPLE TYPE Pumped

ANALYSIS	METHOD	ANALYSIS DATE	ANALYSIS TIME	BY	RESULT	QUAL.	UNIT	DET. LIMIT
Color by Observation	Observation	3/29/2007	12:29	WM	Clear			
Conductivity Field	SM2510B	3/29/2007	12:29	WM	65		umhos/cm	
Dissolved Oxygen Field	SM4500OG	3/29/2007	12:29	WM	6.98		mg/L	0.00
pH Field	SM4500HB	3/29/2007	12:29	WM	5.56		std units	
Temperature Field	SM2550B	3/29/2007	12:29	WM	23.99		deg C	
Water Level		3/29/2007	12:29	WM	28.73		Feet N.G.V	
Iron, Total, Flame	SM3111B	3/30/2007	9:45	TER	0.01		mg/L	0.01
Mercury, Total, CVAA	SM3112B	4/9/2007	10:00	TER	<0.0005	U	mg/L	0.000
Sodium, Total, Flame	SM3111B	3/30/2007	10:00	TER	1.84		mg/L	0.20
Ammonia	SM4500NH3	3/28/2007	8:00	IF	<0.04	U	mg/L	0.04
Nitrate	SM4500NO3	3/30/2007	9:00	IF	3.74		mg/L	0.02

ANALYSIS COMMENTS:

All calulations are on wet weight basis

LABORATORY DIRECTOR

THIS DOCUMENT MEETS NELAC STANDARDS

NELAC Certification # E44123

PASCO COUNTY, FLORIDA

ENVIRONMENTAL LABORATORY
8864 GOVERNMENT DRIVE
NEW PORT RICHEY, FL 34654
PHONE 727-847-8902

DHRS E44123
CONTACTS:
GLORIA KRUEGER
BILL WARGO

REPORT OF ANALYSES

Resource Recovery
Class I Landfill
Hays Road
Shady Hills, Fl
John Power

Date: 4/25/2007

SAMPLE NUMBER	AA82955	SAMPLE ID 2MW2 @ RESREC		SAMPLE MATRIX	GW
DATE SAMPLED	3/29/2007			TIME SAMPLED	12:29
DATE RECEIVED	3/29/2007	SAMPLER WM		RECEIVED BY	CF
TIME RECEIVED	15:45	DELIVERED BY WM		SAMPLE TYPE	Pumped

ANALYSIS	METHOD	DATE	ANALYSIS TIME	BY	RESULT	QUAL.	UNIT	DET. LIMIT
Total Dissolved Solids	SM2540C	4/10/2007	16:30	TER	63	Q	mg/L	19.6
Chloride	SM4500CLE	4/13/2007	16:10	CEM	4.36		mg/L	0.36
Turbidity	SM2130B	3/29/2007	12:29	WM	15.5		NTU's	

ANALYSIS COMMENTS:

All calulations are on wet weight basis

LABORATORY DIRECTOR

THIS DOCUMENT MEETS NELAC STANDARDS

NELAC Certification # E44123

PASCO COUNTY, FLORIDA

ENVIRONMENTAL LABORATORY
8864 GOVERNMENT DRIVE
NEW PORT RICHEY, FL 34654
PHONE 727-847-8902

DHRS E44123
CONTACTS:
GLORIA KRUEGER
BILL WARGO

REPORT OF ANALYSES

Resource Recovery
Class I Landfill
Hays Road
Shady Hills, Fl
John Power

Date: 4/25/2007

SAMPLE NUMBER	AA82956	SAMPLE ID 4MW2 @ RESREC	SAMPLE MATRIX GW
DATE SAMPLED	3/29/2007		TIME SAMPLED 11:51
DATE RECEIVED	3/29/2007	SAMPLER WM	RECEIVED BY CF
TIME RECEIVED	15:45	DELIVERED BY WM	SAMPLE TYPE Pumped

ANALYSIS	METHOD	ANALYSIS DATE	ANALYSIS TIME	BY	RESULT	QUAL.	UNIT	DET. LIMIT
Color by Observation	Observation	3/29/2007	11:51	WM	Clear			
Conductivity Field	SM2510B	3/29/2007	11:51	WM	180		umhos/cm	
Dissolved Oxygen Field	SM4500OG	3/29/2007	11:51	WM	1.85		mg/L	0.00
pH Field	SM4500HB	3/29/2007	11:51	WM	8.03		std units	
Temperature Field	SM2550B	3/29/2007	11:51	WM	24.80		deg C	
Water Level		3/29/2007	11:51	WM	28.19		Feet N.G.V	
Iron, Total, Flame	SM3111B	3/30/2007	9:45	TER	0.01		mg/L	0.01
Mercury, Total, CVAA	SM3112B	4/9/2007	10:00	TER	<0.0005	U	mg/L	0.000
Sodium, Total, Flame	SM3111B	3/30/2007	10:00	TER	2.53		mg/L	0.20
Ammonia	SM4500NH3	3/28/2007	8:00	IF	<0.04	U	mg/L	0.04
Nitrate	SM4500NO3	3/30/2007	9:00	IF	2.69		mg/L	0.02

ANALYSIS COMMENTS:

All calulations are on wet weight basis

LABORATORY DIRECTOR

THIS DOCUMENT MEETS NELAC STANDARDS

NELAC Certification # E44123

PASCO COUNTY, FLORIDA

ENVIRONMENTAL LABORATORY
8864 GOVERNMENT DRIVE
NEW PORT RICHEY, FL 34654
PHONE 727-847-8902

DHRS E44123
CONTACTS:
GLORIA KRUEGER
BILL WARGO

REPORT OF ANALYSES

Resource Recovery
Class I Landfill
Hays Road
Shady Hills, Fl
John Power

Date: 4/25/2007

SAMPLE NUMBER	AA82956	SAMPLE ID 4MW2 @ RESREC		SAMPLE MATRIX	GW
DATE SAMPLED	3/29/2007			TIME SAMPLED	11:51
DATE RECEIVED	3/29/2007	SAMPLER WM		RECEIVED BY	CF
TIME RECEIVED	15:45	DELIVERED BY WM		SAMPLE TYPE	
				Pumped	

ANALYSIS	METHOD	ANALYSIS DATE	ANALYSIS TIME	ANALYSIS BY	RESULT	QUAL.	UNIT	DET. LIMIT
Total Dissolved Solids	SM2540C	4/10/2007	16:30	TER	129	Q	mg/L	19.6
Chloride	SM4500CLE	4/13/2007	16:10	CEM	4.69		mg/L	0.36
Turbidity	SM2130B	3/29/2007	11:51	WM	3.3		NTU's	

ANALYSIS COMMENTS:

All calulations are on wet weight basis

LABORATORY DIRECTOR Carolin E. Thulke

THIS DOCUMENT MEETS NELAC STANDARDS

NELAC Certification # E44123

PASCO COUNTY, FLORIDA

ENVIRONMENTAL LABORATORY
8864 GOVERNMENT DRIVE
NEW PORT RICHEY, FL 34654
PHONE 727-847-8902

DHRS E44123
CONTACTS:
GLORIA KRUEGER
BILL WARGO

REPORT OF ANALYSES

Resource Recovery
Class I Landfill
Hays Road
Shady Hills, Fl
John Power

Date: 4/25/2007

SAMPLE NUMBER	AA82970	SAMPLE ID 4MW4 @ RESREC		SAMPLE MATRIX	GW
DATE SAMPLED	4/2/2007			TIME SAMPLED	13:54
DATE RECEIVED	4/2/2007	SAMPLER WM		RECEIVED BY	CF
TIME RECEIVED	16:35	DELIVERED BY WM		SAMPLE TYPE	Pumped

ANALYSIS	METHOD	ANALYSIS DATE	ANALYSIS TIME	ANALYSIS BY	RESULT	QUAL.	UNIT	DET. LIMIT
Color by Observation	Observation	4/2/2007	13:54	WM	Clear			
Conductivity Field	SM2510B	4/2/2007	13:54	WM	310		umhos/cm	
Dissolved Oxygen Field	SM4500OG	4/2/2007	13:54	WM	2.66		mg/L	0.00
pH Field	SM4500HB	4/2/2007	13:54	WM	7.63		std units	
Temperature Field	SM2550B	4/2/2007	13:54	WM	25.08		deg C	
Water Level		4/2/2007	13:54	WM	21.35		Feet N.G.V	
Iron, Total, Flame	SM3111B	4/5/2007	9:30	TER	0.02		mg/L	0.01
Mercury, Total, CVAA	SM3112B	4/9/2007	10:00	TER	<0.0005	U	mg/L	).000
Sodium, Total, Flame	SM3111B	4/5/2007	9:45	TER	3.92		mg/L	0.20
Ammonia	SM4500NH3	4/17/2007	9:00	IF	<0.04	U	mg/L	0.04
Nitrate	SM4500NO3	4/5/2007	9:00	IF	0.41		mg/L	0.02

ANALYSIS COMMENTS:

All calulations are on wet weight basis

LABORATORY DIRECTOR

THIS DOCUMENT MEETS NELAC STANDARDS

NELAC Certification # E44123

PASCO COUNTY, FLORIDA

ENVIRONMENTAL LABORATORY
8864 GOVERNMENT DRIVE
NEW PORT RICHEY, FL 34654
PHONE 727-847-8902

DHRS E44123
CONTACTS:
GLORIA KRUEGER
BILL WARGO

REPORT OF ANALYSES

Resource Recovery
Class I Landfill
Hays Road
Shady Hills, Fl
John Power

Date: 4/25/2007

SAMPLE NUMBER	AA82970	SAMPLE ID 4MW4 @ RESREC		SAMPLE MATRIX	GW
DATE SAMPLED	4/2/2007			TIME SAMPLED	13:54
DATE RECEIVED	4/2/2007	SAMPLER WM		RECEIVED BY	CF
TIME RECEIVED	16:35	DELIVERED BY WM		SAMPLE TYPE	Pumped

ANALYSIS	METHOD	ANALYSIS DATE	ANALYSIS TIME	ANALYSIS BY	RESULT	QUAL.	UNIT	DET. LIMIT
Total Dissolved Solids	SM2540C	4/10/2007	16:30	TER	264	Q	mg/L	19.6
Chloride	SM4500CLE	4/13/2007	16:10	CEM	28.8		mg/L	0.36
Turbidity	SM2130B	4/2/2007	13:54	WM	0.0		NTU's	

ANALYSIS COMMENTS:

All calulations are on wet weight basis

LABORATORY DIRECTOR Carolina E. Thulke

THIS DOCUMENT MEETS NELAC STANDARDS

NELAC Certification # E44123

PASCO COUNTY, FLORIDA

ENVIRONMENTAL LABORATORY
8864 GOVERNMENT DRIVE
NEW PORT RICHEY, FL 34654
PHONE 727-847-8902

DHRS E44123
CONTACTS:
GLORIA KRUEGER
BILL WARGO

REPORT OF ANALYSES

Resource Recovery
Class I Landfill
Hays Road
Shady Hills, Fl
John Power

Date: 4/25/2007

SAMPLE NUMBER	AA82958	SAMPLE ID 4MW5 @ RESREC	SAMPLE MATRIX GW
DATE SAMPLED	3/29/2007		TIME SAMPLED 14:20
DATE RECEIVED	3/29/2007	SAMPLER WM	RECEIVED BY CF
TIME RECEIVED	15:45	DELIVERED BY WM	SAMPLE TYPE Pumped

ANALYSIS	METHOD	ANALYSIS DATE	ANALYSIS TIME	BY	RESULT	QUAL.	UNIT	DET. LIMIT
Color by Observation	Observation	3/29/2007	14:20	WM	Clear			
Conductivity Field	SM2510B	3/29/2007	14:20	WM	544		umhos/cm	
Dissolved Oxygen Field	SM4500OG	3/29/2007	14:20	WM	2.60		mg/L	0.00
pH Field	SM4500HB	3/29/2007	14:20	WM	7.47		std units	
Temperature Field	SM2550B	3/29/2007	14:20	WM	24.88		deg C	
Water Level		3/29/2007	14:20	WM	21.27		Feet N.G.V	
Iron, Total, Flame	SM3111B	3/30/2007	9:45	TER	0.01		mg/L	0.01
Mercury, Total, CVAA	SM3112B	4/9/2007	10:00	TER	<0.0005	U	mg/L	).000
Sodium, Total, Flame	SM3111B	3/30/2007	10:00	TER	23.9		mg/L	0.20
Ammonia	SM4500NH3	3/28/2007	8:00	IF	<0.04	U	mg/L	0.04
Nitrate	SM4500NO3	3/30/2007	9:00	IF	0.95		mg/L	0.02

ANALYSIS COMMENTS:

All calulations are on wet weight basis

LABORATORY DIRECTOR Carolin E. Mulke

THIS DOCUMENT MEETS NELAC STANDARDS

NELAC Certification # E44123

PASCO COUNTY, FLORIDA

ENVIRONMENTAL LABORATORY
8864 GOVERNMENT DRIVE
NEW PORT RICHEY, FL 34654
PHONE 727-847-8902

DHRS E44123
CONTACTS:
GLORIA KRUEGER
BILL WARGO

REPORT OF ANALYSES

Resource Recovery
Class I Landfill
Hays Road
Shady Hills, Fl
John Power

Date: 4/25/2007

SAMPLE NUMBER	AA82958	SAMPLE ID 4MW5 @ RESREC	SAMPLE MATRIX GW
DATE SAMPLED	3/29/2007		TIME SAMPLED 14:20
DATE RECEIVED	3/29/2007	SAMPLER WM	RECEIVED BY CF
TIME RECEIVED	15:45	DELIVERED BY WM	SAMPLE TYPE Pumped

ANALYSIS	METHOD	ANALYSIS DATE	ANALYSIS TIME	ANALYSIS BY	RESULT	QUAL.	UNIT	DET. LIMIT
Total Dissolved Solids	SM2540C	4/10/2007	16:30	TER	368	Q	mg/L	19.6
Chloride	SM4500CLE	4/13/2007	16:10	CEM	84.5		mg/L	0.36
Turbidity	SM2130B	3/29/2007	14:20	WM	0.0		NTU's	

ANALYSIS COMMENTS:

All calulations are on wet weight basis

LABORATORY DIRECTOR Carolin E. Mulle

THIS DOCUMENT MEETS NELAC STANDARDS

NELAC Certification # E44123

PASCO COUNTY, FLORIDA

ENVIRONMENTAL LABORATORY
8864 GOVERNMENT DRIVE
NEW PORT RICHEY, FL 34654
PHONE 727-847-8902

DHRS E44123
CONTACTS:
GLORIA KRUEGER
BILL WARGO

REPORT OF ANALYSES

Resource Recovery
Class I Landfill
Hays Road
Shady Hills, Fl
John Power

Date: 4/25/2007

SAMPLE NUMBER	AA82972	SAMPLE ID 4MW6 @ RESREC		SAMPLE MATRIX	GW
DATE SAMPLED	4/2/2007			TIME SAMPLED	12:15
DATE RECEIVED	4/2/2007	SAMPLER WM		RECEIVED BY	CF
TIME RECEIVED	16:35	DELIVERED BY WM		SAMPLE TYPE	Pumped

ANALYSIS	METHOD	ANALYSIS DATE	ANALYSIS TIME	ANALYSIS BY	RESULT	QUAL.	UNIT	DET. LIMIT
Color by Observation	Observation	4/2/2007	12:15	WM	Clear			
Conductivity Field	SM2510B	4/2/2007	12:15	WM	142		umhos/cm	
Dissolved Oxygen Field	SM4500OG	4/2/2007	12:15	WM	5.55		mg/L	0.00
pH Field	SM4500HB	4/2/2007	12:15	WM	8.46		std units	
Temperature Field	SM2550B	4/2/2007	12:15	WM	24.68		deg C	
Water Level		4/2/2007	12:15	WM	25.30		Feet N.G.V	
Iron, Total, Flame	SM3111B	4/5/2007	9:30	TER	0.08		mg/L	0.01
Mercury, Total, CVAA	SM3112B	4/9/2007	10:00	TER	<0.0005	U	mg/L	).000
Sodium, Total, Flame	SM3111B	4/5/2007	9:45	TER	3.02		mg/L	0.20
Ammonia	SM4500NH3	4/17/2007	9:00	IF	<0.04	U	mg/L	0.04
Nitrate	SM4500NO3	4/5/2007	9:00	IF	1.98		mg/L	0.02

ANALYSIS COMMENTS:

All calulations are on wet weight basis

LABORATORY DIRECTOR Carolin E. Mulke

THIS DOCUMENT MEETS NELAC STANDARDS

NELAC Certification # E44123

PASCO COUNTY, FLORIDA

ENVIRONMENTAL LABORATORY
8864 GOVERNMENT DRIVE
NEW PORT RICHEY, FL 34654
PHONE 727-847-8902

DHRS E44123
CONTACTS:
GLORIA KRUEGER
BILL WARGO

REPORT OF ANALYSES

Resource Recovery
Class I Landfill
Hays Road
Shady Hills, Fl
John Power

Date: 4/25/2007

SAMPLE NUMBER	AA82972	SAMPLE ID 4MW6 @ RESREC	SAMPLE MATRIX GW
DATE SAMPLED	4/2/2007		TIME SAMPLED 12:15
DATE RECEIVED	4/2/2007	SAMPLER WM	RECEIVED BY CF
TIME RECEIVED	16:35	DELIVERED BY WM	SAMPLE TYPE Pumped

ANALYSIS	METHOD	DATE	ANALYSIS TIME	BY	RESULT	QUAL.	UNIT	DET. LIMIT
Total Dissolved Solids	SM2540C	4/10/2007	16:30	TER	86	Q	mg/L	19.6
Chloride	SM4500CLE	4/13/2007	16:10	CEM	4.54		mg/L	0.36
Turbidity	SM2130B	4/2/2007	12:15	WM	0.0		NTU's	

ANALYSIS COMMENTS:

All calulations are on wet weight basis

LABORATORY DIRECTOR Carolin E. Thulke

THIS DOCUMENT MEETS NELAC STANDARDS

NELAC Certification # E44123

PASCO COUNTY, FLORIDA

ENVIRONMENTAL LABORATORY
8864 GOVERNMENT DRIVE
NEW PORT RICHEY, FL 34654
PHONE 727-847-8902

DHRS E44123
CONTACTS:
GLORIA KRUEGER
BILL WARGO

REPORT OF ANALYSES

Resource Recovery
Class I Landfill
Hays Road
Shady Hills, Fl
John Power

Date: 4/25/2007

SAMPLE NUMBER	AA82973	SAMPLE ID 4MW11D @ RESREC	SAMPLE MATRIX GW
DATE SAMPLED	4/4/2007		TIME SAMPLED 12:18
DATE RECEIVED	4/4/2007	SAMPLER WM	RECEIVED BY CF
TIME RECEIVED	15:30	DELIVERED BY WM	SAMPLE TYPE Pumped

ANALYSIS	METHOD	ANALYSIS DATE	ANALYSIS TIME	BY	RESULT	QUAL.	UNIT	DET. LIMIT
Color by Observation	Observation	4/4/2007	12:18	WM	Clear			
Conductivity Field	SM2510B	4/4/2007	12:18	WM	267		umhos/cm	
Dissolved Oxygen Field	SM4500OG	4/4/2007	12:18	WM	2.61		mg/L	0.00
pH Field	SM4500HB	4/4/2007	12:18	WM	7.63		std units	
Temperature Field	SM2550B	4/4/2007	12:18	WM	24.79		deg C	
Water Level		4/4/2007	12:18	WM	24.47		Feet N.G.V	
Iron, Total, Flame	SM3111B	4/5/2007	9:30	TER	0.06		mg/L	0.01
Mercury, Total, CVAA	SM3112B	4/9/2007	10:00	TER	<0.0005	U	mg/L	).000!
Sodium, Total, Flame	SM3111B	4/5/2007	9:45	TER	3.47		mg/L	0.20
Ammonia	SM4500NH3	4/17/2007	9:00	IF	<0.04	U	mg/L	0.04
Nitrate	SM4500NO3	4/5/2007	9:00	IF	0.83		mg/L	0.02

ANALYSIS COMMENTS:

All calulations are on wet weight basis

LABORATORY DIRECTOR Cordia E. Thulke

THIS DOCUMENT MEETS NELAC STANDARDS

NELAC Certification # E44123

PASCO COUNTY, FLORIDA

ENVIRONMENTAL LABORATORY
8864 GOVERNMENT DRIVE
NEW PORT RICHEY, FL 34654
PHONE 727-847-8902

DHRS E44123
CONTACTS:
GLORIA KRUEGER
BILL WARGO

REPORT OF ANALYSES

Resource Recovery
Class I Landfill
Hays Road
Shady Hills, Fl
John Power

Date: 4/25/2007

SAMPLE NUMBER	AA82973	SAMPLE ID 4MW11D @ RESREC	SAMPLE MATRIX GW
DATE SAMPLED	4/4/2007		TIME SAMPLED 12:18
DATE RECEIVED	4/4/2007	SAMPLER WM	RECEIVED BY CF
TIME RECEIVED	15:30	DELIVERED BY WM	SAMPLE TYPE Pumped

ANALYSIS	METHOD	ANALYSIS DATE	ANALYSIS TIME	ANALYSIS BY	RESULT	QUAL.	UNIT	DET. LIMIT
Total Dissolved Solids	SM2540C	4/10/2007	16:30	TER	221		mg/L	19.6
Chloride	SM4500CLE	4/13/2007	16:10	CEM	22.3		mg/L	0.36
Turbidity	SM2130B	4/4/2007	12:18	WM	2.5		NTU's	

ANALYSIS COMMENTS:

All calulations are on wet weight basis

LABORATORY DIRECTOR Carolina E. Thulke

THIS DOCUMENT MEETS NELAC STANDARDS

NELAC Certification # E44123

PASCO COUNTY, FLORIDA

ENVIRONMENTAL LABORATORY
8864 GOVERNMENT DRIVE
NEW PORT RICHEY, FL 34654
PHONE 727-847-8902

DHRS E44123
CONTACTS:
GLORIA KRUEGER
BILL WARGO

REPORT OF ANALYSES

Resource Recovery
Class I Landfill
Hays Road
Shady Hills, Fl
John Power

Date: 4/25/2007

SAMPLE NUMBER	AA82974	SAMPLE ID 4MW12D @ RESREC		SAMPLE MATRIX	GW
DATE SAMPLED	4/3/2007			TIME SAMPLED	14:27
DATE RECEIVED	4/3/2007	SAMPLER WM		RECEIVED BY	CF
TIME RECEIVED	16:30	DELIVERED BY WM		SAMPLE TYPE	Pumped

ANALYSIS	METHOD	ANALYSIS DATE	ANALYSIS TIME	ANALYSIS BY	RESULT	QUAL.	UNIT	DET. LIMIT
Color by Observation	Observation	4/3/2007	14:27	WM	Clear			
Conductivity Field	SM2510B	4/3/2007	14:27	WM	457		umhos/cm	
Dissolved Oxygen Field	SM4500OG	4/3/2007	14:27	WM	0.97		mg/L	0.00
pH Field	SM4500HB	4/3/2007	14:27	WM	7.28		std units	
Temperature Field	SM2550B	4/3/2007	14:27	WM	26.25		deg C	
Water Level		4/3/2007	14:27	WM	24.18		Feet N.G.V	
Iron, Total, Flame	SM3111B	4/5/2007	9:30	TER	0.03		mg/L	0.01
Mercury, Total, CVAA	SM3112B	4/9/2007	10:00	TER	<0.0005	U	mg/L	).000
Sodium, Total, Flame	SM3111B	4/5/2007	9:45	TER	7.18		mg/L	0.20
Ammonia	SM4500NH3	4/17/2007	9:00	IF	<0.04	U	mg/L	0.04
Nitrate	SM4500NO3	4/5/2007	9:00	IF	0.03		mg/L	0.02

ANALYSIS COMMENTS:

All calulations are on wet weight basis

LABORATORY DIRECTOR Carolina E. Thulke

THIS DOCUMENT MEETS NELAC STANDARDS

NELAC Certification # E44123

PASCO COUNTY, FLORIDA

ENVIRONMENTAL LABORATORY
8864 GOVERNMENT DRIVE
NEW PORT RICHEY, FL 34654
PHONE 727-847-8902

DHRS E44123
CONTACTS:
GLORIA KRUEGER
BILL WARGO

REPORT OF ANALYSES

Resource Recovery
Class I Landfill
Hays Road
Shady Hills, Fl
John Power

Date: 4/25/2007

SAMPLE NUMBER	AA82974	SAMPLE ID 4MW12D @ RESREC		SAMPLE MATRIX	GW
DATE SAMPLED	4/3/2007			TIME SAMPLED	14:27
DATE RECEIVED	4/3/2007	SAMPLER WM		RECEIVED BY	CF
TIME RECEIVED	16:30	DELIVERED BY WM		SAMPLE TYPE	Pumped

ANALYSIS	METHOD	ANALYSIS DATE	ANALYSIS TIME	ANALYSIS BY	RESULT	QUAL.	UNIT	DET. LIMIT
Total Dissolved Solids	SM2540C	4/10/2007	16:30	TER	397	Q	mg/L	19.6
Chloride	SM4500CLE	4/13/2007	16:10	CEM	59.8		mg/L	0.36
Turbidity	SM2130B	4/3/2007	14:27	WM	0.0		NTU's	

ANALYSIS COMMENTS:

All calulations are on wet weight basis

LABORATORY DIRECTOR Carolin E. Thulke

THIS DOCUMENT MEETS NELAC STANDARDS

NELAC Certification # E44123

PASCO COUNTY, FLORIDA

ENVIRONMENTAL LABORATORY
8864 GOVERNMENT DRIVE
NEW PORT RICHEY, FL 34654
PHONE 727-847-8902

DHRS E44123
CONTACTS:
GLORIA KRUEGER
BILL WARGO

REPORT OF ANALYSES

Resource Recovery
Class I Landfill
Hays Road
Shady Hills, Fl
John Power

Date: 4/25/2007

SAMPLE NUMBER	AA82976	SAMPLE ID 4MW13D @ RESREC		SAMPLE MATRIX	GW
DATE SAMPLED	4/3/2007			TIME SAMPLED	12:34
DATE RECEIVED	4/3/2007	SAMPLER WM		RECEIVED BY	CF
TIME RECEIVED	16:30	DELIVERED BY WM		SAMPLE TYPE	Pumped

ANALYSIS	METHOD	ANALYSIS DATE	ANALYSIS TIME	ANALYSIS BY	RESULT	QUAL.	UNIT	DET. LIMIT
Color by Observation	Observation	4/3/2007	12:34	WM	Clear			
Conductivity Field	SM2510B	4/3/2007	12:34	WM	446		umhos/cm	
Dissolved Oxygen Field	SM4500OG	4/3/2007	12:34	WM	0.88		mg/L	0.00
pH Field	SM4500HB	4/3/2007	12:34	WM	7.35		std units	
Temperature Field	SM2550B	4/3/2007	12:34	WM	26.47		deg C	
Water Level		4/3/2007	12:34	WM	23.88		Feet N.G.V	
Iron, Total, Flame	SM3111B	4/5/2007	9:30	TER	0.04		mg/L	0.01
Mercury, Total, CVAA	SM3112B	4/9/2007	10:00	TER	<0.0005	U	mg/L	).000!
Sodium, Total, Flame	SM3111B	4/5/2007	9:45	TER	11.1		mg/L	0.20
Ammonia	SM4500NH3	4/17/2007	9:00	IF	0.05		mg/L	0.04
Nitrate	SM4500NO3	4/5/2007	9:00	IF	0.13		mg/L	0.02

ANALYSIS COMMENTS:

All calulations are on wet weight basis

LABORATORY DIRECTOR Carolin E. Thulke

THIS DOCUMENT MEETS NELAC STANDARDS

NELAC Certification # E44123

PASCO COUNTY, FLORIDA

ENVIRONMENTAL LABORATORY
8864 GOVERNMENT DRIVE
NEW PORT RICHEY, FL 34654
PHONE 727-847-8902

DHRS E44123
CONTACTS:
GLORIA KRUEGER
BILL WARGO

REPORT OF ANALYSES

Resource Recovery
Class I Landfill
Hays Road
Shady Hills, Fl
John Power

Date: 4/25/2007

SAMPLE NUMBER	AA82976	SAMPLE ID 4MW13D @ RESREC		SAMPLE MATRIX	GW
DATE SAMPLED	4/3/2007			TIME SAMPLED	12:34
DATE RECEIVED	4/3/2007	SAMPLER WM		RECEIVED BY	CF
TIME RECEIVED	16:30	DELIVERED BY WM		SAMPLE TYPE	Pumped

ANALYSIS	METHOD	ANALYSIS DATE	ANALYSIS TIME	ANALYSIS BY	RESULT	QUAL.	UNIT	DET. LIMIT
Total Dissolved Solids	SM2540C	4/10/2007	16:30	TER	333	Q	mg/L	19.6
Chloride	SM4500CLE	4/13/2007	16:10	CEM	46.1		mg/L	0.36
Turbidity	SM2130B	4/3/2007	12:34	WM	0.0		NTU's	

ANALYSIS COMMENTS:

All calulations are on wet weight basis

LABORATORY DIRECTOR Carolin E. Mulkey

THIS DOCUMENT MEETS NELAC STANDARDS

NELAC Certification # E44123

PASCO COUNTY, FLORIDA

ENVIRONMENTAL LABORATORY
8864 GOVERNMENT DRIVE
NEW PORT RICHEY, FL 34654
PHONE 727-847-8902

DHRS E44123
CONTACTS:
GLORIA KRUEGER
BILL WARGO

REPORT OF ANALYSES

Resource Recovery
Class I Landfill
Hays Road
Shady Hills, Fl
John Power

Date: 5/10/2007

SAMPLE NUMBER	AA82977	SAMPLE ID 4MW14D @ RESREC	SAMPLE MATRIX GW
DATE SAMPLED	4/4/2007		TIME SAMPLED 11:20
DATE RECEIVED	4/4/2007	SAMPLER WM	RECEIVED BY CF
TIME RECEIVED	15:30	DELIVERED BY WM	SAMPLE TYPE Pumped

ANALYSIS	METHOD	ANALYSIS DATE	ANALYSIS TIME	BY	RESULT	QUAL.	UNIT	DET. LIMIT
Color by Observation	Observation	4/4/2007	11:20	WM	Clear			
Conductivity Field	SM2510B	4/4/2007	11:20	WM	414		umhos/cm	
Dissolved Oxygen Field	SM4500OG	4/4/2007	11:20	WM	1.84		mg/L	0.00
pH Field	SM4500HB	4/4/2007	11:20	WM	7.51		std units	
Temperature Field	SM2550B	4/4/2007	11:20	WM	25.55		deg C	
Water Level		4/4/2007	11:20	WM	24.65		Feet N.G.V	
Iron, Total, Flame	SM3111B	4/5/2007	9:30	TER	0.04		mg/L	0.01
Mercury, Total, CVAA	SM3112B	4/9/2007	10:00	TER	<0.0005	U	mg/L	).000
Sodium, Total, Flame	SM3111B	4/5/2007	9:45	TER	13.9		mg/L	0.20
Ammonia	SM4500NH3	4/17/2007	9:00	IF	<0.04	U	mg/L	0.04
Nitrate	SM4500NO	4/5/2007	9:00	IF	0.52		mg/L	0.02

ANALYSIS COMMENTS:

All calulations are on wet weight basis

LABORATORY DIRECTOR Sandra E. Pulke

THIS DOCUMENT MEETS NELAC STANDARDS

NELAC Certification # E44123

PASCO COUNTY, FLORIDA

ENVIRONMENTAL LABORATORY
8864 GOVERNMENT DRIVE
NEW PORT RICHEY, FL 34654
PHONE 727-847-8902

DHRS E44123
CONTACTS:
GLORIA KRUEGER
BILL WARGO

REPORT OF ANALYSES

Resource Recovery
Class I Landfill
Hays Road
Shady Hills, Fl
John Power

Date: 5/10/2007

SAMPLE NUMBER	AA82977	SAMPLE ID 4MW14D @ RESREC	SAMPLE MATRIX GW
DATE SAMPLED	4/4/2007		TIME SAMPLED 11:20
DATE RECEIVED	4/4/2007	SAMPLER WM	RECEIVED BY CF
TIME RECEIVED	15:30	DELIVERED BY WM	SAMPLE TYPE Pumped

ANALYSIS	METHOD	ANALYSIS DATE	ANALYSIS TIME	ANALYSIS BY	RESULT	QUAL.	UNIT	DET. LIMIT
Total Dissolved Solids	SM2540C	4/10/2007	16:30	TER	321		mg/L	19.6
Chloride	SM4500CLE	4/13/2007	16:10	CEM	49.7		mg/L	0.36
Turbidity	SM2130B	4/4/2007	11:20	WM	0.0		NTU's	

ANALYSIS COMMENTS:

All calulations are on wet weight basis

LABORATORY DIRECTOR Carolin E. Pulke

THIS DOCUMENT MEETS NELAC STANDARDS

NELAC Certification # E44123

PASCO COUNTY, FLORIDA

ENVIRONMENTAL LABORATORY
8864 GOVERNMENT DRIVE
NEW PORT RICHEY, FL 34654
PHONE 727-847-8902

DHRS E44123
CONTACTS:
GLORIA KRUEGER
BILL WARGO

REPORT OF ANALYSES

Resource Recovery
Class I Landfill
Hays Road
Shady Hills, Fl
John Power

Date: 4/25/2007

SAMPLE NUMBER	AA82978	SAMPLE ID 2MW15D @ RESREC		SAMPLE MATRIX	GW
DATE SAMPLED	4/4/2007			TIME SAMPLED	13:33
DATE RECEIVED	4/4/2007	SAMPLER WM		RECEIVED BY	CF
TIME RECEIVED	15:30	DELIVERED BY WM		SAMPLE TYPE	Pumped

ANALYSIS	METHOD	DATE	ANALYSIS TIME	BY	RESULT	QUAL.	UNIT	DET. LIMIT
Color by Observation	Observation	4/4/2007	13:33	WM	Cloudy			
Conductivity Field	SM2510B	4/4/2007	13:33	WM	208		umhos/cm	
Dissolved Oxygen Field	SM4500OG	4/4/2007	13:33	WM	0.71		mg/L	0.00
pH Field	SM4500HB	4/4/2007	13:33	WM	7.82		std units	
Temperature Field	SM2550B	4/4/2007	13:33	WM	25.83		deg C	
Water Level		4/4/2007	13:33	WM	27.06		Feet N.G.V	
Iron, Total, Flame	SM3111B	4/5/2007	9:30	TER	0.26		mg/L	0.01
Mercury, Total, CVAA	SM3112B	4/9/2007	10:00	TER	<0.0005	U	mg/L	).000!
Sodium, Total, Flame	SM3111B	4/5/2007	9:45	TER	2.98		mg/L	0.20
Ammonia	SM4500NH3	4/17/2007	9:00	IF	0.05		mg/L	0.04
Nitrate	SM4500NO3	4/5/2007	9:00	IF	<0.02	U	mg/L	0.02

ANALYSIS COMMENTS:

All calulations are on wet weight basis

LABORATORY DIRECTOR Cynthia E. Mulkey

THIS DOCUMENT MEETS NELAC STANDARDS

NELAC Certification # E44123

PASCO COUNTY, FLORIDA

ENVIRONMENTAL LABORATORY
8864 GOVERNMENT DRIVE
NEW PORT RICHEY, FL 34654
PHONE 727-847-8902

DHRS E44123
CONTACTS:
GLORIA KRUEGER
BILL WARGO

REPORT OF ANALYSES

Resource Recovery
Class I Landfill
Hays Road
Shady Hills, Fl
John Power

Date: 4/25/2007

SAMPLE NUMBER	AA82978	SAMPLE ID 2MW15D @ RESREC		SAMPLE MATRIX	GW
DATE SAMPLED	4/4/2007			TIME SAMPLED	13:33
DATE RECEIVED	4/4/2007	SAMPLER WM		RECEIVED BY	CF
TIME RECEIVED	15:30	DELIVERED BY WM		SAMPLE TYPE	Pumped

ANALYSIS	METHOD	ANALYSIS DATE	ANALYSIS TIME	ANALYSIS BY	RESULT	QUAL.	UNIT	DET. LIMIT
Total Dissolved Solids	SM2540C	4/10/2007	16:30	TER	144		mg/L	19.6
Chloride	SM4500CLE	4/13/2007	16:10	CEM	6.63		mg/L	0.36
Turbidity	SM2130B	4/4/2007	13:33	WM	5.4		NTU's	

ANALYSIS COMMENTS:

All calulations are on wet weight basis

LABORATORY DIRECTOR Carolin E. Thulke

THIS DOCUMENT MEETS NELAC STANDARDS

NELAC Certification # E44123

PASCO COUNTY, FLORIDA

ENVIRONMENTAL LABORATORY
8864 GOVERNMENT DRIVE
NEW PORT RICHEY, FL 34654
PHONE 727-847-8902

DHRS E44123
CONTACTS:
GLORIA KRUEGER
BILL WARGO

REPORT OF ANALYSES

Resource Recovery
Class I Landfill
Hays Road
Shady Hills, Fl
John Power

Date: 4/25/2007

SAMPLE NUMBER	AA82979	SAMPLE ID 2MW17S @ RESREC		SAMPLE MATRIX	GW
DATE SAMPLED	4/3/2007			TIME SAMPLED	9:39
DATE RECEIVED	4/3/2007	SAMPLER WM		RECEIVED BY	CF
TIME RECEIVED	16:30	DELIVERED BY WM		SAMPLE TYPE	Pumped

ANALYSIS	METHOD	ANALYSIS DATE	ANALYSIS TIME	ANALYSIS BY	RESULT	QUAL.	UNIT	DET. LIMIT
Color by Observation	Observation	4/3/2007	9:39	WM	Clear			
Conductivity Field	SM2510B	4/3/2007	9:39	WM	180		umhos/cm	
Dissolved Oxygen Field	SM4500OG	4/3/2007	9:39	WM	1.00		mg/L	0.00
pH Field	SM4500HB	4/3/2007	9:39	WM	6.17		std units	
Temperature Field	SM2550B	4/3/2007	9:39	WM	25.59		deg C	
Water Level		4/3/2007	9:39	WM	21.23		Feet N.G.V	
Iron, Total, Flame	SM3111B	4/5/2007	9:30	TER	0.13		mg/L	0.01
Mercury, Total, CVAA	SM3112B	4/9/2007	10:00	TER	<0.0005	U	mg/L	).000
Sodium, Total, Flame	SM3111B	4/5/2007	9:45	TER	1.38		mg/L	0.20
Ammonia	SM4500NH3	4/17/2007	9:00	IF	<0.04	U	mg/L	0.04
Nitrate	SM4500NO3	4/5/2007	9:00	IF	2.72		mg/L	0.02

ANALYSIS COMMENTS:

All calulations are on wet weight basis

LABORATORY DIRECTOR Carolina E. Thulke

THIS DOCUMENT MEETS NELAC STANDARDS

NELAC Certification # E44123

PASCO COUNTY, FLORIDA

ENVIRONMENTAL LABORATORY
8864 GOVERNMENT DRIVE
NEW PORT RICHEY, FL 34654
PHONE 727-847-8902

DHRS E44123
CONTACTS:
GLORIA KRUEGER
BILL WARGO

REPORT OF ANALYSES

Resource Recovery
Class I Landfill
Hays Road
Shady Hills, Fl
John Power

Date: 4/25/2007

SAMPLE NUMBER	AA82979	SAMPLE ID 2MW17S @ RESREC	SAMPLE MATRIX GW
DATE SAMPLED	4/3/2007		TIME SAMPLED 9:39
DATE RECEIVED	4/3/2007	SAMPLER WM	RECEIVED BY CF
TIME RECEIVED	16:30	DELIVERED BY WM	SAMPLE TYPE Pumped

ANALYSIS	METHOD	ANALYSIS DATE	ANALYSIS TIME	ANALYSIS BY	RESULT	QUAL.	UNIT	DET. LIMIT
Total Dissolved Solids	SM2540C	4/10/2007	16:30	TER	142	Q	mg/L	19.6
Chloride	SM4500CLE	4/13/2007	16:10	CEM	3.31		mg/L	0.36
Turbidity	SM2130B	4/3/2007	9:39	WM	0.0		NTU's	

ANALYSIS COMMENTS:

All calulations are on wet weight basis

LABORATORY DIRECTOR Carolin E. Mulke

THIS DOCUMENT MEETS NELAC STANDARDS

NELAC Certification # E44123

PASCO COUNTY, FLORIDA

ENVIRONMENTAL LABORATORY
8864 GOVERNMENT DRIVE
NEW PORT RICHEY, FL 34654
PHONE 727-847-8902

DHRS E44123
CONTACTS:
GLORIA KRUEGER
BILL WARGO

REPORT OF ANALYSES

Resource Recovery
Class I Landfill
Hays Road
Shady Hills, Fl
John Power

Date: 4/25/2007

SAMPLE NUMBER	AA82980	SAMPLE ID 2MW18D @ RESREC		SAMPLE MATRIX	GW
DATE SAMPLED	4/3/2007			TIME SAMPLED	11:02
DATE RECEIVED	4/3/2007	SAMPLER WM		RECEIVED BY	CF
TIME RECEIVED	16:30	DELIVERED BY WM		SAMPLE TYPE	Pumped

ANALYSIS	METHOD	ANALYSIS DATE	ANALYSIS TIME	BY	RESULT	QUAL.	UNIT	DET. LIMIT
Color by Observation	Observation	4/3/2007	11:02	WM	Clear			
Conductivity Field	SM2510B	4/3/2007	11:02	WM	388		umhos/cm	
Dissolved Oxygen Field	SM4500OG	4/3/2007	11:02	WM	1.65		mg/L	0.00
pH Field	SM4500HB	4/3/2007	11:02	WM	7.44		std units	
Temperature Field	SM2550B	4/3/2007	11:02	WM	24.75		deg C	
Water Level		4/3/2007	11:02	WM	21.19		Feet N.G.V	
Iron, Total, Flame	SM3111B	4/5/2007	9:30	TER	0.07		mg/L	0.01
Mercury, Total, CVAA	SM3112B	4/9/2007	10:00	TER	<0.0005	U	mg/L	).000!
Sodium, Total, Flame	SM3111B	4/5/2007	9:45	TER	9.37		mg/L	0.20
Ammonia	SM4500NH3	4/17/2007	9:00	IF	0.04		mg/L	0.04
Nitrate	SM4500NO3	4/5/2007	9:00	IF	0.55		mg/L	0.02

ANALYSIS COMMENTS:

All calulations are on wet weight basis

LABORATORY DIRECTOR Cynthia E. Mulkey

THIS DOCUMENT MEETS NELAC STANDARDS

NELAC Certification # E44123

PASCO COUNTY, FLORIDA

ENVIRONMENTAL LABORATORY
8864 GOVERNMENT DRIVE
NEW PORT RICHEY, FL 34654
PHONE 727-847-8902

DHRS E44123
CONTACTS:
GLORIA KRUEGER
BILL WARGO

REPORT OF ANALYSES

Resource Recovery
Class I Landfill
Hays Road
Shady Hills, Fl
John Power

Date: 4/25/2007

SAMPLE NUMBER	AA82980	SAMPLE ID 2MW18D @ RESREC	SAMPLE MATRIX GW
DATE SAMPLED	4/3/2007		TIME SAMPLED 11:02
DATE RECEIVED	4/3/2007	SAMPLER WM	RECEIVED BY CF
TIME RECEIVED	16:30	DELIVERED BY WM	SAMPLE TYPE Pumped

ANALYSIS	METHOD	ANALYSIS DATE	ANALYSIS TIME	ANALYSIS BY	RESULT	QUAL.	UNIT	DET. LIMIT
Total Dissolved Solids	SM2540C	4/10/2007	16:30	TER	302	Q	mg/L	19.6
Chloride	SM4500CLE	4/13/2007	16:10	CEM	36.9		mg/L	0.36
Turbidity	SM2130B	4/3/2007	11:02	WM	0.0		NTU's	

ANALYSIS COMMENTS:

All calulations are on wet weight basis

LABORATORY DIRECTOR Carolin E. Mulke

THIS DOCUMENT MEETS NELAC STANDARDS

NELAC Certification # E44123

PASCO COUNTY, FLORIDA

ENVIRONMENTAL LABORATORY
8864 GOVERNMENT DRIVE
NEW PORT RICHEY, FL 34654
PHONE 727-847-8902

DHRS E44123
CONTACTS:
GLORIA KRUEGER
BILL WARGO

REPORT OF ANALYSES

Resource Recovery
Class I Landfill
Hays Road
Shady Hills, Fl
John Power

Date: 4/25/2007

SAMPLE NUMBER	AA82981	SAMPLE ID 2MW19D @ RESREC		SAMPLE MATRIX	GW
DATE SAMPLED	4/2/2007			TIME SAMPLED	15:12
DATE RECEIVED	4/2/2007	SAMPLER WM		RECEIVED BY	CF
TIME RECEIVED	16:35	DELIVERED BY WM		SAMPLE TYPE	Pumped

ANALYSIS	METHOD	ANALYSIS DATE	ANALYSIS TIME	ANALYSIS BY	RESULT	QUAL.	UNIT	DET. LIMIT
Color by Observation	Observation	4/2/2007	15:12	WM	Clear			
Conductivity Field	SM2510B	4/2/2007	15:12	WM	361		umhos/cm	
Dissolved Oxygen Field	SM4500OG	4/2/2007	15:12	WM	2.83		mg/L	0.00
pH Field	SM4500HB	4/2/2007	15:12	WM	7.66		std units	
Temperature Field	SM2550B	4/2/2007	15:12	WM	25.67		deg C	
Water Level		4/2/2007	15:12	WM	21.88		Feet N.G.V	
Iron, Total, Flame	SM3111B	4/5/2007	9:30	TER	0.04		mg/L	0.01
Mercury, Total, CVAA	SM3112B	4/9/2007	10:00	TER	<0.0005	U	mg/L	).000!
Sodium, Total, Flame	SM3111B	4/5/2007	9:45	TER	6.85		mg/L	0.20
Ammonia	SM4500NH3	4/17/2007	9:00	IF	0.04	U	mg/L	0.04
Nitrate	SM4500NO3	4/5/2007	9:00	IF	0.46		mg/L	0.02

ANALYSIS COMMENTS:

All calulations are on wet weight basis

LABORATORY DIRECTOR Carolin E. Mulle

THIS DOCUMENT MEETS NELAC STANDARDS

NELAC Certification # E44123

PASCO COUNTY, FLORIDA

ENVIRONMENTAL LABORATORY
8864 GOVERNMENT DRIVE
NEW PORT RICHEY, FL 34654
PHONE 727-847-8902

DHRS E44123
CONTACTS:
GLORIA KRUEGER
BILL WARGO

REPORT OF ANALYSES

Resource Recovery
Class I Landfill
Hays Road
Shady Hills, Fl
John Power

Date: 4/25/2007

SAMPLE NUMBER	AA82981	SAMPLE ID 2MW19D @ RESREC		SAMPLE MATRIX	GW
DATE SAMPLED	4/2/2007			TIME SAMPLED	15:12
DATE RECEIVED	4/2/2007	SAMPLER WM		RECEIVED BY	CF
TIME RECEIVED	16:35	DELIVERED BY WM		SAMPLE TYPE	
				Pumped	

ANALYSIS	METHOD	ANALYSIS DATE	ANALYSIS TIME	ANALYSIS BY	RESULT	QUAL.	UNIT	DET. LIMIT
Total Dissolved Solids	SM2540C	4/10/2007	16:30	TER	282	Q	mg/L	19.6
Chloride	SM4500CLE	4/13/2007	16:10	CEM	31.3		mg/L	0.36
Turbidity	SM2130B	4/2/2007	15:12	WM	0.0		NTU's	

ANALYSIS COMMENTS:

All calulations are on wet weight basis

LABORATORY DIRECTOR Carolin E. Mulkey

THIS DOCUMENT MEETS NELAC STANDARDS

NELAC Certification # E44123

PASCO COUNTY, FLORIDA

ENVIRONMENTAL LABORATORY
8864 GOVERNMENT DRIVE
NEW PORT RICHEY, FL 34654
PHONE 727-847-8902

DHRS E44123
CONTACTS:
GLORIA KRUEGER
BILL WARGO

REPORT OF ANALYSES

Resource Recovery
Class I Landfill
Hays Road
Shady Hills, Fl
John Power

Date: 4/25/2007

SAMPLE NUMBER	AA82982	SAMPLE ID 2MW20D @ RESREC		SAMPLE MATRIX	GW
DATE SAMPLED	4/4/2007			TIME SAMPLED	9:27
DATE RECEIVED	4/4/2007	SAMPLER WM		RECEIVED BY	CF
TIME RECEIVED	15:30	DELIVERED BY WM		SAMPLE TYPE	Pumped

ANALYSIS	METHOD	DATE	ANALYSIS TIME	BY	RESULT	QUAL.	UNIT	DET. LIMIT
Color by Observation	Observation	4/4/2007	9:27	WM	Clear			
Conductivity Field	SM2510B	4/4/2007	9:27	WM	393		umhos/cm	
Dissolved Oxygen Field	SM4500OG	4/4/2007	9:27	WM	2.16		mg/L	0.00
pH Field	SM4500HB	4/4/2007	9:27	WM	7.43		std units	
Temperature Field	SM2550B	4/4/2007	9:27	WM	25.43		deg C	
Water Level		4/4/2007	9:27	WM	25.76		Feet N.G.V	
Iron, Total, Flame	SM3111B	4/5/2007	9:30	TER	0.05		mg/L	0.01
Mercury, Total, CVAA	SM3112B	4/9/2007	10:00	TER	<0.0005	U	mg/L	).000!
Sodium, Total, Flame	SM3111B	4/5/2007	9:45	TER	16.5		mg/L	0.20
Ammonia	SM4500NH3	4/17/2007	9:00	IF	0.09		mg/L	0.04
Nitrate	SM4500NO3	4/5/2007	9:00	IF	0.19		mg/L	0.02

ANALYSIS COMMENTS:

All calulations are on wet weight basis

LABORATORY DIRECTOR Carolina E. Nelson

THIS DOCUMENT MEETS NELAC STANDARDS

NELAC Certification # E44123

PASCO COUNTY, FLORIDA

ENVIRONMENTAL LABORATORY
8864 GOVERNMENT DRIVE
NEW PORT RICHEY, FL 34654
PHONE 727-847-8902

DHRS E44123
CONTACTS:
GLORIA KRUEGER
BILL WARGO

REPORT OF ANALYSES

Resource Recovery
Class I Landfill
Hays Road
Shady Hills, Fl
John Power

Date: 4/25/2007

SAMPLE NUMBER	AA82982	SAMPLE ID 2MW20D @ RESREC		SAMPLE MATRIX	GW
DATE SAMPLED	4/4/2007			TIME SAMPLED	9:27
DATE RECEIVED	4/4/2007	SAMPLER WM		RECEIVED BY	CF
TIME RECEIVED	15:30	DELIVERED BY WM		SAMPLE TYPE	Pumped

ANALYSIS	METHOD	ANALYSIS DATE	ANALYSIS TIME	ANALYSIS BY	RESULT	QUAL.	UNIT	DET. LIMIT
Total Dissolved Solids	SM2540C	4/10/2007	16:30	TER	529		mg/L	19.6
Chloride	SM4500CLE	4/13/2007	16:10	CEM	45.3		mg/L	0.36
Turbidity	SM2130B	4/4/2007	9:27	WM	0.0		NTU's	

ANALYSIS COMMENTS:

All calulations are on wet weight basis

LABORATORY DIRECTOR Carolin E. Mulhe

THIS DOCUMENT MEETS NELAC STANDARDS

NELAC Certification # E44123

CLIENT: Pasco County Environmental Laboratory
Work Order: F07031249
Project: Resource Recovery

ANALYTICAL QC SUMMARY REPORT

TestCode: 8011_W

Sample ID: **MB-43212** SampType: **MBLK** TestCode: **8011_W** Units: **µg/L** Prep Date: **4/4/2007** RunNo: **56175**
Client ID: **MB-43212** Batch ID: **43212** TestNo: **SW8011** **SW8011** Analysis Date: **4/4/2007** SeqNo: **1507343**

Analyte	Result	Qual	MDL	SPK value	SPK Ref Val	%REC	LowLimit	HighLimit	RPD Ref Val	%RPD	RPDLimit
1,2-Dibromo-3-chloropropane	0.0060	U	0.0060								
Ethylene Dibromide	0.0063	U	0.0063								
Surr: 4-Bromofluorobenzene	14		0	14	0	97.0	60	140			

Sample ID: **LCS-43212** SampType: **LCS** TestCode: **8011_W** Units: **µg/L** Prep Date: **4/4/2007** RunNo: **56175**
Client ID: **LCS-43212** Batch ID: **43212** TestNo: **SW8011** **SW8011** Analysis Date: **4/4/2007** SeqNo: **1507344**

Analyte	Result	Qual	MDL	SPK value	SPK Ref Val	%REC	LowLimit	HighLimit	RPD Ref Val	%RPD	RPDLimit
1,2-Dibromo-3-chloropropane	0.22		0.0060	0.25	0	86.0	60	140			
Ethylene Dibromide	0.18		0.0063	0.25	0	71.6	60	140			
Surr: 4-Bromofluorobenzene	14		0	14	0	95.1	60	140			

Sample ID: **LCSD-43212** SampType: **LCSD** TestCode: **8011_W** Units: **µg/L** Prep Date: **4/4/2007** RunNo: **56175**
Client ID: **LCSD-43212** Batch ID: **43212** TestNo: **SW8011** **SW8011** Analysis Date: **4/4/2007** SeqNo: **1507345**

Analyte	Result	Qual	MDL	SPK value	SPK Ref Val	%REC	LowLimit	HighLimit	RPD Ref Val	%RPD	RPDLimit
1,2-Dibromo-3-chloropropane	0.22		0.0060	0.25	0	88.8	60	140	0.22	3.20	40
Ethylene Dibromide	0.19		0.0063	0.25	0	76.4	60	140	0.18	6.49	40
Surr: 4-Bromofluorobenzene	15		0	14	0	107	60	140	14	0	0

Sample ID: **F07031226-005BMS** SampType: **MS** TestCode: **8011_W** Units: **µg/L** Prep Date: **4/4/2007** RunNo: **56175**
Batch ID: **43212** TestNo: **SW8011** **SW8011** Analysis Date: **4/5/2007** SeqNo: **1507372**

Analyte	Result	Qual	MDL	SPK value	SPK Ref Val	%REC	LowLimit	HighLimit	RPD Ref Val	%RPD	RPDLimit
1,2-Dibromo-3-chloropropane	0.25		0.0060	0.25	0	98.4	60	140			
Ethylene Dibromide	0.22		0.0063	0.25	0	86.4	60	140			

Data Qualifier Code Key:
I Analyte detected below quantitation limits
U Not Detected Above the MDL
S Spike Recovery outside accepted recovery limits

CLIENT: Pasco County Environmental Laboratory
Work Order: F07031249
Project: Resource Recovery

ANALYTICAL QC SUMMARY REPORT

TestCode: 8011_W

Sample ID: **F07031226-005BMS** SampType: **MS** TestCode: **8011_W** Units: **µg/L** Prep Date: **4/4/2007** RunNo: **56175**
Batch ID: **43212** TestNo: **SW8011** **SW8011** Analysis Date: **4/5/2007** SeqNo: **1507372**

Analyte	Result	Qual	MDL	SPK value	SPK Ref Val	%REC	LowLimit	HighLimit	RPD Ref Val	%RPD	RPDLimit
Surr: 4-Bromofluorobenzene	15		0	14	0	107	60	140			

Sample ID: **F07031226-005BMSD** SampType: **MSD** TestCode: **8011_W** Units: **µg/L** Prep Date: **4/4/2007** RunNo: **56175**
Batch ID: **43212** TestNo: **SW8011** **SW8011** Analysis Date: **4/5/2007** SeqNo: **1507373**

Analyte	Result	Qual	MDL	SPK value	SPK Ref Val	%REC	LowLimit	HighLimit	RPD Ref Val	%RPD	RPDLimit
1,2-Dibromo-3-chloropropane	0.23		0.0060	0.25	0	92.0	60	140	0.25	6.72	40
Ethylene Dibromide	0.19		0.0063	0.25	0	74.8	60	140	0.22	14.4	40
Surr: 4-Bromofluorobenzene	15		0	14	0	103	60	140	15	0	0

Data Qualifier Code Key:

I Analyte detected below quantitation limits
U Not Detected Above the MDL
S Spike Recovery outside accepted recovery limits

CLIENT: Pasco County Environmental Laboratory
Work Order: F07031249
Project: Resource Recovery

ANALYTICAL QC SUMMARY REPORT

TestCode: 8260_W

Sample ID: **MB-43356**	SampType: **MBLK**	TestCode: **8260_W**	Units: **µg/L**	Prep Date: **4/6/2007**	RunNo: **56241**
Client ID: **MB-43356**	Batch ID: **43356**	TestNo: **SW8260**	**SW5030A**	Analysis Date: **4/6/2007**	SeqNo: **1511511**

Analyte	Result	Qual	MDL	SPK value	SPK Ref Val	%REC	LowLimit	HighLimit	RPD Ref Val	%RPD	RPDLimit
Acetone	2.5	U	2.5								
Acrylonitrile	0.72	U	0.72								
Benzene	0.16	U	0.16								
Bromochloromethane	0.64	U	0.64								
Bromodichloromethane	0.37	U	0.37								
Bromoform	0.42	U	0.42								
Bromomethane	0.26	U	0.26								
2-Butanone	0.65	U	0.65								
n-Butylbenzene	0.44	U	0.44								
tert-Butylbenzene	0.59	U	0.59								
Carbon disulfide	0.81	U	0.81								
Carbon tetrachloride	0.78	U	0.78								
Chlorobenzene	0.17	U	0.17								
Chloroethane	0.52	U	0.52								
Chloroform	0.60	U	0.60								
Chloromethane	0.60	U	0.60								
Dibromochloromethane	0.20	U	0.20								
Dibromomethane	0.94	U	0.94								
trans-1,4-Dichloro-2-butene	2.1	U	2.1								
1,2-Dichlorobenzene	0.11	U	0.11								
1,4-Dichlorobenzene	0.86	U	0.86								
Dichlorodifluoromethane	0.34	U	0.34								
1,1-Dichloroethane	0.81	U	0.81								
1,2-Dichloroethane	0.92	U	0.92								
1,1-Dichloroethene	0.81	U	0.81								
cis-1,2-Dichloroethene	0.92	U	0.92								
trans-1,2-Dichloroethene	0.46	U	0.46								

Data Qualifier Code Key:

I Analyte detected below quantitation limits
U Not Detected Above the MDL
S Spike Recovery outside accepted recovery limits

CLIENT: Pasco County Environmental Laboratory
Work Order: F07031249
Project: Resource Recovery

ANALYTICAL QC SUMMARY REPORT

TestCode: 8260_W

Sample ID: **MB-43356**	SampType: **MBLK**	TestCode: **8260_W**	Units: **µg/L**	Prep Date: **4/6/2007**	RunNo: **56241**
Client ID: **MB-43356**	Batch ID: **43356**	TestNo: **SW8260**	**SW5030A**	Analysis Date: **4/6/2007**	SeqNo: **1511511**

Analyte	Result	Qual	MDL	SPK value	SPK Ref Val	%REC	LowLimit	HighLimit	RPD Ref Val	%RPD	RPDLimit
1,2-Dichloropropane	0.13	U	0.13								
cis-1,3-Dichloropropene	0.19	U	0.19								
trans-1,3-Dichloropropene	0.33	U	0.33								
Ethylbenzene	0.47	U	0.47								
Hexachlorobutadiene	0.51	U	0.51								
2-Hexanone	0.59	U	0.59								
Iodomethane	0.80	U	0.80								
Isobutyl Alcohol	13	U	13								
Methacrylonitrile	0.96	U	0.96								
4-Methyl-2-pentanone	0.76	U	0.76								
Methylene chloride	0.33	U	0.33								
Pentachloroethane	0.96	U	0.96								
Styrene	0.59	U	0.59								
1,1,1,2-Tetrachloroethane	0.69	U	0.69								
1,1,2,2-Tetrachloroethane	0.19	U	0.19								
Tetrachloroethene	0.74	U	0.74								
Toluene	0.15	U	0.15								
1,1,1-Trichloroethane	0.66	U	0.66								
1,1,2-Trichloroethane	0.50	U	0.50								
Trichloroethene	0.61	U	0.61								
Trichlorofluoromethane	0.20	U	0.20								
1,2,3-Trichloropropane	0.20	U	0.20								
Vinyl acetate	0.79	U	0.79								
Vinyl chloride	0.37	U	0.37								
Xylenes, Total	0.32	U	0.32								
Surr: 4-Bromofluorobenzene	35		0	40	0	87.9	83.1	105			
Surr: Dibromofluoromethane	42		0	40	0	105	81.7	122			

Data Qualifier Code Key:

I Analyte detected below quantitation limits
U Not Detected Above the MDL
S Spike Recovery outside accepted recovery limits

CLIENT: Pasco County Environmental Laboratory
Work Order: F07031249
Project: Resource Recovery

ANALYTICAL QC SUMMARY REPORT

TestCode: 8260_W

Sample ID: **MB-43356** SampType: **MBLK** TestCode: **8260_W** Units: **µg/L** Prep Date: **4/6/2007** RunNo: **56241**
Client ID: **MB-43356** Batch ID: **43356** TestNo: **SW8260** **SW5030A** Analysis Date: **4/6/2007** SeqNo: **1511511**

Analyte	Result	Qual	MDL	SPK value	SPK Ref Val	%REC	LowLimit	HighLimit	RPD Ref Val	%RPD	RPDLimit
Surr: 1,2-Dichloroethane-d4	45		0	40	0	114	78.1	130			
Surr: Toluene-d8	35		0	40	0	87.3	82.5	114			

Sample ID: **LCS-43356** SampType: **LCS** TestCode: **8260_W** Units: **µg/L** Prep Date: **4/6/2007** RunNo: **56241**
Client ID: **LCS-43356** Batch ID: **43356** TestNo: **SW8260** **SW5030A** Analysis Date: **4/6/2007** SeqNo: **1511510**

Analyte	Result	Qual	MDL	SPK value	SPK Ref Val	%REC	LowLimit	HighLimit	RPD Ref Val	%RPD	RPDLimit
Benzene	20		0.16	20	0	101	83	117			
Chlorobenzene	21		0.17	20	0	105	85	118			
1,1-Dichloroethene	21		0.81	20	0	106	77	128			
Toluene	20		0.15	20	0	98.4	82	119			
Trichloroethene	22		0.61	20	0	111	81	118			
Surr: 4-Bromofluorobenzene	42		0	40	0	105	75	109			
Surr: Dibromofluoromethane	43		0	40	0	107	88	113			
Surr: 1,2-Dichloroethane-d4	45		0	40	0	113	83	132			
Surr: Toluene-d8	37		0	40	0	93.0	78	110			

Sample ID: **F07031226-009CMS** SampType: **MS** TestCode: **8260_W** Units: **µg/L** Prep Date: **4/6/2007** RunNo: **56241**
Batch ID: **43356** TestNo: **SW8260** **SW5030A** Analysis Date: **4/6/2007** SeqNo: **1511516**

Analyte	Result	Qual	MDL	SPK value	SPK Ref Val	%REC	LowLimit	HighLimit	RPD Ref Val	%RPD	RPDLimit
Benzene	20		0.16	20	0	101	66	137			
Chlorobenzene	21		0.17	20	0	105	69	134			
1,1-Dichloroethene	22		0.81	20	0	108	27	183			
Toluene	19		0.15	20	0	95.8	64	140			
Trichloroethene	19		0.61	20	0	97.0	63	138			
Surr: 4-Bromofluorobenzene	43	S	0	40	0	**107**	83	105			

Data Qualifier Code Key:
I Analyte detected below quantitation limits
U Not Detected Above the MDL
S Spike Recovery outside accepted recovery limits

CLIENT: Pasco County Environmental Laboratory
Work Order: F07031249
Project: Resource Recovery

ANALYTICAL QC SUMMARY REPORT

TestCode: 8260_W

Sample ID: **F07031226-009CMS** SampType: **MS** TestCode: **8260_W** Units: **µg/L** Prep Date: **4/6/2007** RunNo: **56241**
Batch ID: **43356** TestNo: **SW8260** **SW5030A** Analysis Date: **4/6/2007** SeqNo: **1511516**

Analyte	Result	Qual	MDL	SPK value	SPK Ref Val	%REC	LowLimit	HighLimit	RPD Ref Val	%RPD	RPDLimit
Surr: Dibromofluoromethane	42		0	40	0	105	82	122			
Surr: 1,2-Dichloroethane-d4	44		0	40	0	110	78	130			
Surr: Toluene-d8	36		0	40	0	90.7	82	114			

Sample ID: **F07031226-009CMSD** SampType: **MSD** TestCode: **8260_W** Units: **µg/L** Prep Date: **4/6/2007** RunNo: **56241**
Batch ID: **43356** TestNo: **SW8260** **SW5030A** Analysis Date: **4/6/2007** SeqNo: **1511517**

Analyte	Result	Qual	MDL	SPK value	SPK Ref Val	%REC	LowLimit	HighLimit	RPD Ref Val	%RPD	RPDLimit
Benzene	18		0.16	20	0	92.4	66	137	20	8.99	40
Chlorobenzene	20		0.17	20	0	97.8	69	134	21	6.72	40
1,1-Dichloroethene	20		0.81	20	0	99.8	27	183	22	7.56	40
Toluene	17		0.15	20	0	85.6	64	140	19	11.3	40
Trichloroethene	19		0.61	20	0	94.0	63	138	19	3.09	40
Surr: 4-Bromofluorobenzene	42		0	40	0	104	83	105	43	0	0
Surr: Dibromofluoromethane	41		0	40	0	102	82	122	42	0	0
Surr: 1,2-Dichloroethane-d4	42		0	40	0	104	78	130	44	0	0
Surr: Toluene-d8	35		0	40	0	87.2	82	114	36	0	0

Sample ID: **MB-43388** SampType: **MBLK** TestCode: **8260_W** Units: **µg/L** Prep Date: **4/9/2007** RunNo: **56296**
Client ID: **MB-43388** Batch ID: **43388** TestNo: **SW8260** **SW5030A** Analysis Date: **4/9/2007** SeqNo: **1512058**

Analyte	Result	Qual	MDL	SPK value	SPK Ref Val	%REC	LowLimit	HighLimit	RPD Ref Val	%RPD	RPDLimit
Acetone	2.5	U	2.5								
Acrylonitrile	0.72	U	0.72								
Benzene	0.16	U	0.16								
Bromochloromethane	0.64	U	0.64								
Bromodichloromethane	0.37	U	0.37								

Data Qualifier Code Key:
I Analyte detected below quantitation limits
U Not Detected Above the MDL
S Spike Recovery outside accepted recovery limits

CLIENT: Pasco County Environmental Laboratory
Work Order: F07031249
Project: Resource Recovery

ANALYTICAL QC SUMMARY REPORT

TestCode: 8260_W

Sample ID: MB-43388	SampType: MBLK	TestCode: 8260_W	Units: µg/L	Prep Date: 4/9/2007	RunNo: 56296
Client ID: MB-43388	Batch ID: 43388	TestNo: SW8260	SW5030A	Analysis Date: 4/9/2007	SeqNo: 1512058

Analyte	Result	Qual	MDL	SPK value	SPK Ref Val	%REC	LowLimit	HighLimit	RPD Ref Val	%RPD	RPDLimit
Bromoform	0.42	U	0.42								
Bromomethane	0.26	U	0.26								
2-Butanone	0.65	U	0.65								
n-Butylbenzene	0.44	U	0.44								
tert-Butylbenzene	0.59	U	0.59								
Carbon disulfide	0.81	U	0.81								
Carbon tetrachloride	0.78	U	0.78								
Chlorobenzene	0.17	U	0.17								
Chloroethane	0.52	U	0.52								
Chloroform	0.60	U	0.60								
Chloromethane	0.60	U	0.60								
Dibromochloromethane	0.20	U	0.20								
Dibromomethane	0.94	U	0.94								
trans-1,4-Dichloro-2-butene	2.1	U	2.1								
1,2-Dichlorobenzene	0.11	U	0.11								
1,4-Dichlorobenzene	0.86	U	0.86								
Dichlorodifluoromethane	0.34	U	0.34								
1,1-Dichloroethane	0.81	U	0.81								
1,2-Dichloroethane	0.92	U	0.92								
1,1-Dichloroethene	0.81	U	0.81								
cis-1,2-Dichloroethene	0.92	U	0.92								
trans-1,2-Dichloroethene	0.46	U	0.46								
1,2-Dichloropropane	0.13	U	0.13								
cis-1,3-Dichloropropene	0.19	U	0.19								
trans-1,3-Dichloropropene	0.33	U	0.33								
Ethylbenzene	0.47	U	0.47								
Hexachlorobutadiene	0.51	U	0.51								

Data Qualifier Code Key:

I Analyte detected below quantitation limits
U Not Detected Above the MDL
S Spike Recovery outside accepted recovery limits

CLIENT: Pasco County Environmental Laboratory
Work Order: F07031249
Project: Resource Recovery

ANALYTICAL QC SUMMARY REPORT

TestCode: 8260_W

Sample ID: **MB-43388**	SampType: **MBLK**	TestCode: **8260_W**	Units: **µg/L**	Prep Date: **4/9/2007**	RunNo: **56296**
Client ID: **MB-43388**	Batch ID: **43388**	TestNo: **SW8260**	**SW5030A**	Analysis Date: **4/9/2007**	SeqNo: **1512058**

Analyte	Result	Qual	MDL	SPK value	SPK Ref Val	%REC	LowLimit	HighLimit	RPD Ref Val	%RPD	RPDLimit
2-Hexanone	0.59	U	0.59								
Iodomethane	0.80	U	0.80								
Isobutyl Alcohol	13	U	13								
Methacrylonitrile	0.96	U	0.96								
4-Methyl-2-pentanone	0.76	U	0.76								
Methylene chloride	0.33	U	0.33								
Pentachloroethane	0.96	U	0.96								
Styrene	0.59	U	0.59								
1,1,1,2-Tetrachloroethane	0.69	U	0.69								
1,1,2,2-Tetrachloroethane	0.19	U	0.19								
Tetrachloroethene	0.74	U	0.74								
Toluene	0.15	U	0.15								
1,1,1-Trichloroethane	0.66	U	0.66								
1,1,2-Trichloroethane	0.50	U	0.50								
Trichloroethene	0.61	U	0.61								
Trichlorofluoromethane	0.20	U	0.20								
1,2,3-Trichloropropane	0.20	U	0.20								
Vinyl acetate	0.79	U	0.79								
Vinyl chloride	0.37	U	0.37								
Xylenes, Total	0.32	U	0.32								
Surr: 4-Bromofluorobenzene	37		0	40	0	93.4	75.4	109			
Surr: Dibromofluoromethane	43		0	40	0	108	88	113			
Surr: 1,2-Dichloroethane-d4	46		0	40	0	115	83	132			
Surr: Toluene-d8	34		0	40	0	86.1	78	110			

Data Qualifier Code Key:

I Analyte detected below quantitation limits
U Not Detected Above the MDL
S Spike Recovery outside accepted recovery limits

CLIENT: Pasco County Environmental Laboratory
Work Order: F07031249
Project: Resource Recovery

ANALYTICAL QC SUMMARY REPORT

TestCode: 8260_W

Sample ID: **LCS-43388** SampType: **LCS** TestCode: **8260_W** Units: **µg/L** Prep Date: **4/9/2007** RunNo: **56296**
Client ID: **LCS-43388** Batch ID: **43388** TestNo: **SW8260** **SW5030A** Analysis Date: **4/9/2007** SeqNo: **1512059**

Analyte	Result	Qual	MDL	SPK value	SPK Ref Val	%REC	LowLimit	HighLimit	RPD Ref Val	%RPD	RPDLimit
Benzene	41		0.16	40	0	103	73	127			
Chlorobenzene	40		0.17	40	0	100	87	116			
1,1-Dichloroethene	41		0.81	40	0	102	73	128			
Toluene	37		0.15	40	0	91.7	73.4	121			
Trichloroethene	40		0.61	40	0	99.4	75	120			
Surr: 4-Bromofluorobenzene	43		0	40	0	108	75	109			
Surr: Dibromofluoromethane	43		0	40	0	108	88	113			
Surr: 1,2-Dichloroethane-d4	46		0	40	0	115	83	132			
Surr: Toluene-d8	36		0	40	0	91.0	78	110			

Sample ID: **F07031194-002AMS** SampType: **MS** TestCode: **8260_W** Units: **µg/L** Prep Date: **4/9/2007** RunNo: **56296**
Batch ID: **43388** TestNo: **SW8260** **SW5030A** Analysis Date: **4/9/2007** SeqNo: **1512064**

Analyte	Result	Qual	MDL	SPK value	SPK Ref Val	%REC	LowLimit	HighLimit	RPD Ref Val	%RPD	RPDLimit
Benzene	270		1.6	200	54	108	69	132			
Chlorobenzene	210		1.7	200	0	107	71	126			
1,1-Dichloroethene	240		8.1	200	0	121	68	143			
Toluene	530		1.5	200	360	88.4	59	139			
Trichloroethene	220		6.1	200	0	109	68	130			
Surr: 4-Bromofluorobenzene	440		0	400	0	109	75.4	109			
Surr: Dibromofluoromethane	430		0	400	0	107	88	113			
Surr: 1,2-Dichloroethane-d4	440		0	400	0	109	83	132			
Surr: Toluene-d8	350		0	400	0	88.5	78	110			

Data Qualifier Code Key:
I Analyte detected below quantitation limits
U Not Detected Above the MDL
S Spike Recovery outside accepted recovery limits

CLIENT: Pasco County Environmental Laboratory
Work Order: F07031249
Project: Resource Recovery

ANALYTICAL QC SUMMARY REPORT

TestCode: 8260_W

Sample ID: **F07031194-002AMSD** SampType: **MSD** TestCode: **8260_W** Units: **µg/L** Prep Date: **4/9/2007** RunNo: **56296**
Batch ID: **43388** TestNo: **SW8260** **SW5030A** Analysis Date: **4/9/2007** SeqNo: **1512065**

Analyte	Result	Qual	MDL	SPK value	SPK Ref Val	%REC	LowLimit	HighLimit	RPD Ref Val	%RPD	RPDLimit
Benzene	260		1.6	200	54	104	69	132	270	2.37	40
Chlorobenzene	190		1.7	200	0	96.2	71	126	210	10.4	40
1,1-Dichloroethene	240		8.1	200	0	122	68	143	8.1 U	0.577	40
Toluene	550		1.5	200	360	95.4	59	139	530	2.64	40
Trichloroethene	200		6.1	200	0	101	68	130	6.1 U	8.05	40
Surr: 4-Bromofluorobenzene	420		0	400	0	106	75.4	109	440	0	0
Surr: Dibromofluoromethane	420		0	400	0	105	88	113	430	0	0
Surr: 1,2-Dichloroethane-d4	440		0	400	0	110	83	132	440	0	0
Surr: Toluene-d8	360		0	400	0	89.5	78	110	350	0	0

Data Qualifier Code Key:

I Analyte detected below quantitation limits
U Not Detected Above the MDL
S Spike Recovery outside accepted recovery limits

ELAB, Inc.

Date: *11-Apr-07*

CLIENT: Pasco County Environmental Laboratory
Work Order: F07031249
Project: Resource Recovery

ANALYTICAL QC SUMMARY REPORT

TestCode: ICP-6010_W

Sample ID: **MB-43190** SampType: **MBLK** TestCode: **ICP-6010_W** Units: **µg/L** Prep Date: **4/2/2007** RunNo: **56029**
Client ID: **MB-43190** Batch ID: **43190** TestNo: **SW6010** **SW3005A** Analysis Date: **4/2/2007** SeqNo: **1503956**

Analyte	Result	Qual	MDL	SPK value	SPK Ref Val	%REC	LowLimit	HighLimit	RPD Ref Val	%RPD	RPDLimit
Arsenic	5.0	U	5.0								
Barium	5.0	U	5.0								
Beryllium	0.50	U	0.50								
Cadmium	0.50	U	0.50								
Chromium	2.5	U	2.5								
Cobalt	5.0	U	5.0								
Copper	2.5	U	2.5								
Lead	5.0	U	5.0								
Nickel	2.5	U	2.5								
Selenium	7.5	U	7.5								
Silver	2.5	U	2.5								
Vanadium	5.0	U	5.0								
Zinc	10	U	10								

Sample ID: **LCS-43190** SampType: **LCS** TestCode: **ICP-6010_W** Units: **µg/L** Prep Date: **4/2/2007** RunNo: **56029**
Client ID: **LCS-43190** Batch ID: **43190** TestNo: **SW6010** **SW3005A** Analysis Date: **4/2/2007** SeqNo: **1503957**

Analyte	Result	Qual	MDL	SPK value	SPK Ref Val	%REC	LowLimit	HighLimit	RPD Ref Val	%RPD	RPDLimit
Arsenic	260		5.0	250	0	106	90	110			
Barium	250		5.0	250	0	102	90	110			
Beryllium	26		0.50	25	0	104	90	110			
Cadmium	26		0.50	25	0	105	90	110			
Chromium	260		2.5	250	0	106	90	110			
Cobalt	260		5.0	250	0	106	90	110			
Copper	260		2.5	250	0	102	90	110			
Lead	270		5.0	250	0	108	90	110			
Nickel	260		2.5	250	0	105	90	110			

Data Qualifier Code Key:
I Analyte detected below quantitation limits
U Not Detected Above the MDL
S Spike Recovery outside accepted recovery limits

CLIENT: Pasco County Environmental Laboratory
Work Order: F07031249
Project: Resource Recovery

ANALYTICAL QC SUMMARY REPORT

TestCode: ICP-6010_W

Sample ID: **LCS-43190** SampType: **LCS** TestCode: **ICP-6010_W** Units: **µg/L** Prep Date: **4/2/2007** RunNo: **56029**
Client ID: **LCS-43190** Batch ID: **43190** TestNo: **SW6010** **SW3005A** Analysis Date: **4/2/2007** SeqNo: **1503957**

Analyte	Result	Qual	MDL	SPK value	SPK Ref Val	%REC	LowLimit	HighLimit	RPD Ref Val	%RPD	RPDLimit
Selenium	260		7.5	250	0	106	90	110			
Silver	27		2.5	25	0	107	90	110			
Vanadium	260		5.0	250	0	105	90	110			
Zinc	1300		10	1200	0	102	90	110			

Sample ID: **F07031249-004CMS** SampType: **MS** TestCode: **ICP-6010_W** Units: **µg/L** Prep Date: **4/2/2007** RunNo: **56029**
Client ID: **4 MW 5 MS** Batch ID: **43190** TestNo: **SW6010** **SW3005A** Analysis Date: **4/2/2007** SeqNo: **1503980**

Analyte	Result	Qual	MDL	SPK value	SPK Ref Val	%REC	LowLimit	HighLimit	RPD Ref Val	%RPD	RPDLimit
Arsenic	260		5.0	250	0	104	75	125			
Barium	260		5.0	250	11	99.9	75	125			
Beryllium	25		0.50	25	0	101	75	125			
Cadmium	25		0.50	25	0	100	75	125			
Chromium	260		2.5	250	1.5	103	75	125			
Cobalt	250		5.0	250	0	101	75	125			
Copper	260		2.5	250	0	103	75	125			
Lead	260		5.0	250	0	105	75	125			
Nickel	260		2.5	250	0	102	75	125			
Selenium	260		7.5	250	0	104	75	125			
Silver	27		2.5	25	0	107	75	125			
Vanadium	260		5.0	250	1.9	103	75	125			
Zinc	1200		10	1200	0	99.2	75	125			

Sample ID: **F07031249-004CMSD** SampType: **MSD** TestCode: **ICP-6010_W** Units: **µg/L** Prep Date: **4/2/2007** RunNo: **56029**
Client ID: **4 MW 5 MSD** Batch ID: **43190** TestNo: **SW6010** **SW3005A** Analysis Date: **4/2/2007** SeqNo: **1503981**

Analyte	Result	Qual	MDL	SPK value	SPK Ref Val	%REC	LowLimit	HighLimit	RPD Ref Val	%RPD	RPDLimit

Data Qualifier Code Key:
I Analyte detected below quantitation limits
U Not Detected Above the MDL
S Spike Recovery outside accepted recovery limits

ELAB, Inc.

Date: *11-Apr-07*

CLIENT: Pasco County Environmental Laboratory
Work Order: F07031249
Project: Resource Recovery

ANALYTICAL QC SUMMARY REPORT

TestCode: ICP-6010_W

Sample ID: **F07031249-004CMSD** SampType: **MSD** TestCode: **ICP-6010_W** Units: **µg/L** Prep Date: **4/2/2007** RunNo: **56029**
Client ID: **4 MW 5 MSD** Batch ID: **43190** TestNo: **SW6010** **SW3005A** Analysis Date: **4/2/2007** SeqNo: **1503981**

Analyte	Result	Qual	MDL	SPK value	SPK Ref Val	%REC	LowLimit	HighLimit	RPD Ref Val	%RPD	RPDLimit
Arsenic	260		5.0	250	0	103	75	125	5.0 U	0.387	20
Barium	260		5.0	250	11	100	75	125	5.0 U	0.382	20
Beryllium	25		0.50	25	0	101	75	125	25	0.396	20
Cadmium	25		0.50	25	0	98.8	75	125	25	1.61	20
Chromium	260		2.5	250	1.5	102	75	125	260	0.778	20
Cobalt	250		5.0	250	0	100	75	125	5.0 U	0.398	20
Copper	260		2.5	250	0	103	75	125	260	0	20
Lead	260		5.0	250	0	102	75	125	5.0 U	2.32	20
Nickel	250		2.5	250	0	101	75	125	260	0.787	20
Selenium	250		7.5	250	0	100	75	125	7.5 U	3.54	20
Silver	27		2.5	25	0	106	75	125	27	0.749	20
Vanadium	260		5.0	250	1.9	103	75	125	5.0 U	0	20
Zinc	1200		10	1200	0	99.2	75	125	1200	0	20

Data Qualifier Code Key:

I Analyte detected below quantitation limits
U Not Detected Above the MDL
S Spike Recovery outside accepted recovery limits

CLIENT: Pasco County Environmental Laboratory
Work Order: F07031249
Project: Resource Recovery

ANALYTICAL QC SUMMARY REPORT

TestCode: ICP-6020_W

Sample ID: **MB-43190** SampType: **MBLK** TestCode: **ICP-6020_W** Units: **µg/L** Prep Date: **4/2/2007** RunNo: **56030**
Client ID: **MB-43190** Batch ID: **43190** TestNo: **SW6020** **SW3005A** Analysis Date: **4/3/2007** SeqNo: **1504779**

Analyte	Result	Qual	MDL	SPK value	SPK Ref Val	%REC	LowLimit	HighLimit	RPD Ref Val	%RPD	RPDLimit
Antimony	0.50	U	0.50								
Thallium	0.50	U	0.50								

Sample ID: **LCS-43190** SampType: **LCS** TestCode: **ICP-6020_W** Units: **µg/L** Prep Date: **4/2/2007** RunNo: **56030**
Client ID: **LCS-43190** Batch ID: **43190** TestNo: **SW6020** **SW3005A** Analysis Date: **4/3/2007** SeqNo: **1504780**

Analyte	Result	Qual	MDL	SPK value	SPK Ref Val	%REC	LowLimit	HighLimit	RPD Ref Val	%RPD	RPDLimit
Antimony	50		0.50	50	0	100	85	115			
Thallium	50		0.50	50	0	99.9	85	115			

Sample ID: **F07031249-003CMS** SampType: **MS** TestCode: **ICP-6020_W** Units: **µg/L** Prep Date: **4/2/2007** RunNo: **56030**
Client ID: **4 MW 2 MS** Batch ID: **43190** TestNo: **SW6020** **SW3005A** Analysis Date: **4/3/2007** SeqNo: **1504787**

Analyte	Result	Qual	MDL	SPK value	SPK Ref Val	%REC	LowLimit	HighLimit	RPD Ref Val	%RPD	RPDLimit
Antimony	50		0.50	50	0	99.7	85	115			
Thallium	50		0.50	50	0.12	99.9	85	115			

Sample ID: **F07031249-003CMSD** SampType: **MSD** TestCode: **ICP-6020_W** Units: **µg/L** Prep Date: **4/2/2007** RunNo: **56030**
Client ID: **4 MW 2 MSD** Batch ID: **43190** TestNo: **SW6020** **SW3005A** Analysis Date: **4/3/2007** SeqNo: **1504790**

Analyte	Result	Qual	MDL	SPK value	SPK Ref Val	%REC	LowLimit	HighLimit	RPD Ref Val	%RPD	RPDLimit
Antimony	49		0.50	50	0	98.8	85	115	50	0.919	20
Thallium	50		0.50	50	0.12	99.7	85	115	50	0.276	20

Data Qualifier Code Key:

I Analyte detected below quantitation limits
U Not Detected Above the MDL
S Spike Recovery outside accepted recovery limits

[26255]

45799
JRM
6/23/10

PASCO COUNTY, FLORIDA

DADE CITY (352) 511-4274
LAND O' LAKES (813) 996-7341
NEW PORT RICHEY (727) 847-8145

UTILITIES SERVICES BRANCH
PUB. WKS./UTILITIES BLDG. S-213
7530 LITTLE ROAD
NEW PORT RICHEY, FL 34654

29 Jan 2007

Mr. John Morris
Environmental Specialist III
Waste Management Section
Florida Department of
Environmental Protection
13051 N. Telecom Pkwy.
Temple Terrace, FL 33637

Dept. of Environmental Protection

FEB 05 2007

Southwest District

RE: West Pasco Class I Landfill
Groundwater Monitoring
Semester II, 2006

Dear Mr. Morris

Enclosed please find the groundwater monitoring results from monitoring wells 2MW1, 4MW1, 2MW2, 4MW2, 2MW4, 4MW4, 2MW5, 4MW5, 2MW6, 4MW6, 4MW11D, 4MW12D, 2MW13D, 4MW13D, 4MW14D, 2MW15D, 2MW17S, 2MW18D, 2MW19D, and 2MW20D at the West Pasco Class I landfill for the second semester (July – Dec) 2006 sampling period.

All the wells were analyzed for the parameters listed in 62-701(8)(a) Florida Administrative Code. Associated Quality Assurance/Quality Control data is also included for all analyses. Finally, a groundwater contour map for this site is included in this submittal.

If you have any questions please feel free to contact me.

Sincerely,

Candia E. Mulhern
Laboratory Manager

Enc.: 1

cc: MS 4565 Solid Waste Section, Florida DEP, 2600 Blair Stone Rd., Tallahassee, Fl 32399-2400
Bruce E. Kennedy, P.E., Assistant County Administrator (Utilities Services)
Robert J. Sigmond, Utilities Fiscal Services/Special Projects Director
John Power, Solid Waste Facility Manager

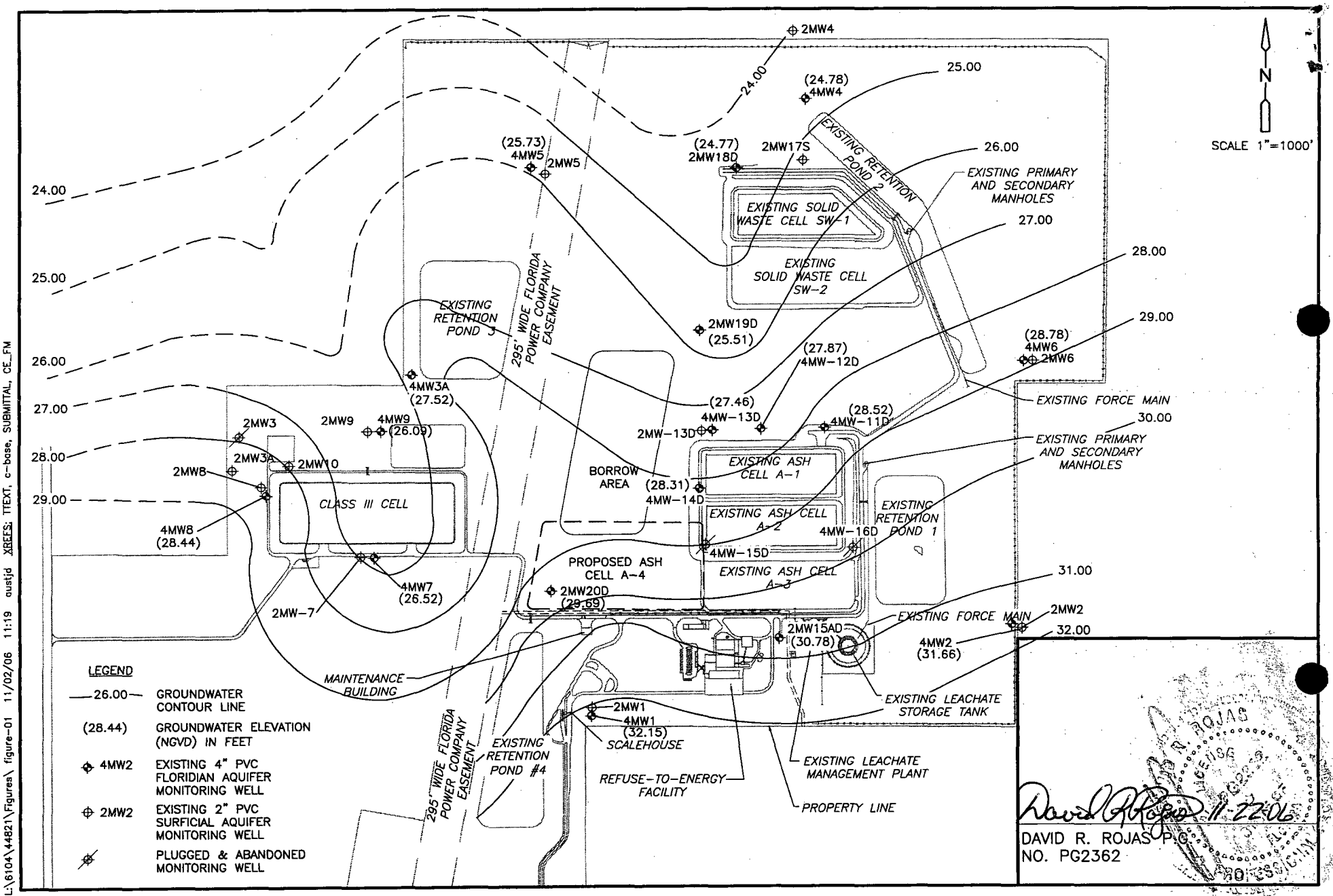

L:\6104\44821\Figures\ figure-01 11/02/06 11:19 austjd XREFS: TTEXT, c-base, SUBMITTAL, CE_FM

CDM

West Pasco Class III Landfill And
Resource Recovery Facility
Pasco County Board Of County Commissioners
Utilities Services Branch, Pasco County, Florida

Figure 1
Florida Aquifer Groundwater Contours
Based On Water Level Measurements
Obtained By Pasco County On
October 2, 2006

PART III ANALYTICAL RESULTS

Facility GMS #: 4051C00030

Sampling Date/Time: 10/02/06 13:25

Test Site ID #: 4051A16506

Report Period: 2006 / Quarter III (year/quarter)

Well Name: 2MW-1

Well Purged (Y/N): YES

Classification of Groundwater: Surficial

Well Type: (XXX) Background
( ) Intermediate
( ) Compliance
( ) Other

Groundwater Elevation (NGVD): Dry

or (MSL):

Storet Code	Parameter Monitored	Sampling Method	Field Filtered Y/N	Analysis Method	Analysis Date/Time	*Analysis Results/Units		Detection Limits/Units	
000929	Sodium	Well Wiz. Ded. Mon. System	No	SM 3111B		DRY	mg/L	0.10	mg/L
001045	Iron	"	"	SM 3111B		DRY	mg/L	0.02	mg/L
071900	Mercury	"	"	SM 3112B		DRY	mg/L	0.0005	mg/L
000400	pH-Field	"	"	SM 4500H+B		DRY	Std. Units	0.01	Std. Units
000010	Temperature (Field)	"	"	SM 2550B		DRY	°C	0	°C
000095	Specific Cond. (Field)	"	"	SM 2510B		DRY	µmhos/cm	0.0	µmhos/cm
000344	D.O. (Field)	"	"	SM 45000G		DRY	mg/L	0.0	mg/L
082079	Turbidity	"	"	SM 2130B		DRY	NTU	0.01	NTU
000940	Chloride	"	"	SM 4500Cl-B		DRY	mg/L	0.47	mg/L
070300	Total Dis. Solids	"	"	SM 2540C		DRY	mg/L	17.3	mg/L
000610	Ammonia	"	"	SM 4500NH_3H		DRY	mg/L	0.08	mg/L
000620	Nitrate	"	"	SM 4500$N0_3$F		DRY	mg/L	0.03	mg/L
072020	Water Level (MSL)	"	"			DRY	Feet		Feet

*Attach Laboratory Reports

mo/llfil24(1)

PASCO COUNTY, FLORIDA

ENVIRONMENTAL LABORATORY
8864 GOVERNMENT DRIVE
NEW PORT RICHEY, FL 34654
PHONE 727-847-8902

DHRS E44123
CONTACTS:
GLORIA KRUEGER
BILL WARGO

REPORT OF ANALYSES

Resource Recovery
Class I Landfill
Hays Road
Shady Hills, Fl
John Power

Date: 10/10/2006

SAMPLE NUMBER	AA74788	SAMPLE ID 4MW1 @ RESREC	SAMPLE MATRIX GW
DATE SAMPLED	10/2/2006		TIME SAMPLED 14:37
DATE RECEIVED	10/2/2006	SAMPLER CSC	RECEIVED BY CF
TIME RECEIVED	15:30	DELIVERED BY CSC	SAMPLE TYPE Pumped

ANALYSIS	METHOD	ANALYSIS DATE	ANALYSIS TIME	BY	RESULT	QUAL	UNIT	DET. LIMIT
Color by Observation	Observation	10/2/2006	14:37	CSC	CLEAR			
Conductivity Field	SM2510B	10/2/2006	14:37	CSC	872		umhos/cm	
Dissolved Oxygen Field	SM4500OG	10/2/2006	14:37	CSC	0.48		mg/L	0.00
pH Field	SM4500HB	10/2/2006	14:37	CSC	7.74		std units	
Temperature Field	SM2550B	10/2/2006	14:37	CSC	25.70		deg C	
Water Level		10/2/2006	14:37	CSC	32.15		Feet N.G.V	
Iron, Total, Flame	SM3111B	10/4/2006	12:00	TER	0.02		mg/L	0.01
Mercury, Total, CVAA	SM3112B	10/9/2006	9:45	TER	<0.0005	U	mg/L	).000!
Sodium, Total, Flame	SM3111B	10/4/2006	11:30	TER	89.0		mg/L	0.20
Ammonia	SM4500NH	10/9/2006	12:30	CEM	0.83		mg/L	0.04
Nitrate	SM4500NO	10/6/2006	11:25	CEM	0.29		mg/L	0.02

ANALYSIS COMMENTS:

All calulations are on wet weight basis

LABORATORY DIRECTOR

THIS DOCUMENT MEETS NELAC STANDARDS

NELAC Certification # E44123

PASCO COUNTY, FLORIDA

ENVIRONMENTAL LABORATORY
8864 GOVERNMENT DRIVE
NEW PORT RICHEY, FL 34654
PHONE 727-847-8902

DHRS E44123
CONTACTS:
GLORIA KRUEGER
BILL WARGO

REPORT OF ANALYSES

Resource Recovery
Class I Landfill
Hays Road
Shady Hills, Fl
John Power

Date: 10/10/2006

SAMPLE NUMBER	AA74788	SAMPLE ID 4MW1 @ RESREC	SAMPLE MATRIX GW
DATE SAMPLED	10/2/2006		TIME SAMPLED 14:37
DATE RECEIVED	10/2/2006	SAMPLER CSC	RECEIVED BY CF
TIME RECEIVED	15:30	DELIVERED BY CSC	SAMPLE TYPE Pumped

ANALYSIS	METHOD	ANALYSIS DATE	ANALYSIS TIME	ANALYSIS BY	RESULT	QUAL	UNIT	DET. LIMIT
Total Dissolved Solids	SM2540C	10/3/2006	16:00	AS	574		mg/L	26.3
Chloride	SM4500CLE	10/5/2006	9:00	CEM	181		mg/L	0.45
Turbidity	SM2130B	10/2/2006	15:52	CSC	1.65		NTU's	

ANALYSIS COMMENTS:

All calulations are on wet weight basis

LABORATORY DIRECTOR

THIS DOCUMENT MEETS NELAC STANDARDS

NELAC Certification # E44123

PART III ANALYTICAL RESULTS

Facility GMS #: 4051C00030

Sampling Date/Time: 10/02/06 14:37

Test Site ID #: 4051A16511

Report Period: 2006 / Quarter III (year/quarter)

Well Name: 4MW-1

Well Purged (Y/N): YES

Classification of Groundwater: Floridan

Well Type: (XXX) Background
( ) Intermediate
( ) Compliance
( ) Other

Groundwater Elevation (NGVD): 32.15

or (MSL):

Storet Code	Parameter Monitored	Sampling Method	Field Filtered Y/N	Analysis Method	Analysis Date/Time	*Analysis Results/Units		Detection Limits/Units		COUNTY LAB REPORT MDL'S
000929	Sodium	Well Wiz. Ded. Mon. System	No	SM 3111B	10/04/06 11:30	89.0	mg/L	0.10	mg/L	0.2
001045	Iron	"	"	SM 3111B	10/04/06 12:00	0.02	mg/L	0.02	mg/L	0.01
071900	Mercury	"	"	SM 3112B	10/09/06 9:45	<0.0005	mg/L	0.0005	mg/L	
000400	pH-Field	"	"	SM 4500H+B	10/02/06 14:37	7.74	Std. Units	0.01	Std. Units	
000010	Temperature (Field)	"	"	SM 2550B	10/02/06 14:37	25.70	°C	0	°C	
000095	Specific Cond. (Field)	"	"	SM 2510B	10/02/06 14:37	872	µmhos/cm	0.0	µmhos/cm	
000344	D.O. (Field)	"	"	SM 45000G	10/02/06 14:37	0.48	mg/L	0.0	mg/L	
082079	Turbidity	"	"	SM 2130B	10/02/06 15:52	1.65	NTU	0.01	NTU	
000940	Chloride	"	"	SM 4500Cl-B	10/05/06 9:00	181	mg/L	0.47	mg/L	0.45
070300	Total Dis. Solids	"	"	SM 2540C	10/03/06 16:00	574	mg/L	17.3	mg/L	26.3
000610	Ammonia	"	"	SM 4500NH$_3$H	10/09/06 12:30	0.83	mg/L	0.08	mg/L	0.04
000620	Nitrate	"	"	SM 4500N0$_3$F	10/06/06 11:25	0.29	mg/L	0.03	mg/L	0.02
072020	Water Level (MSL)	"	"		10/02/06 14:37	32.15	Feet		Feet	

*Attach Laboratory Reports

mo/llfil24(3)

ELAB, Inc. 8 East Tower Cr., Ormond Beach, FL 32174-8759 **Date:** *08-Dec-06*

Analytical Report

CLIENT: Pasco County Environmental Laboratory
Lab Order: F06110795
Project: Resource Recovery
Lab ID: F06110795-001

Client Sample ID: 4MW1
Collection Date: 10/2/2006 2:37:00 PM
Sample Description:
Matrix: Groundwater

Analyses	Result	Qual	MDL	RL	Units	DF	Date Analyzed	Batch ID
ICP METALS		**SW6010**	PrepDate: **11/20/2006 11:48:00**				Analyst: **TPI**	
Arsenic	0.0028	U	0.0028	0.010	mg/L	1	11/21/06 03:23	40382
Barium	0.038		0.0014	0.010	mg/L	1	11/21/06 03:23	40382
Beryllium	0.00016	U	0.00016	0.0010	mg/L	1	11/21/06 03:23	40382
Cadmium	0.00036	U	0.00036	0.0010	mg/L	1	11/21/06 03:23	40382
Chromium	0.00065	U	0.00065	0.0050	mg/L	1	11/21/06 03:23	40382
Cobalt	0.0012	I	0.0010	0.010	mg/L	1	11/21/06 03:23	40382
Copper	0.0021	U	0.0021	0.0050	mg/L	1	11/21/06 03:23	40382
Lead	0.0026	U	0.0026	0.010	mg/L	1	11/21/06 03:23	40382
Nickel	0.0049	I	0.0015	0.0050	mg/L	1	11/21/06 03:23	40382
Selenium	0.0042	U	0.0042	0.015	mg/L	1	11/21/06 03:23	40382
Silver	0.00091	U	0.00091	0.0050	mg/L	1	11/21/06 03:23	40382
Vanadium	0.0028	I	0.0016	0.010	mg/L	1	11/21/06 03:23	40382
Zinc	0.0032	U	0.0032	0.020	mg/L	1	11/21/06 03:23	40382
ICP/MS METALS		**SW6020**	PrepDate: **11/20/2006 11:48:00**				Analyst: **DSK**	
Antimony	0.00040	U	0.00040	0.0010	mg/L	1	11/29/06 15:02	40382
Thallium	0.00032	IV	0.00012	0.0010	mg/L	1	11/29/06 15:02	40382

Data Qualifier Code Key:

I Analyte detected below quantitation limits
V Analyte detected in the associated Method Blank
U Not Detected Above the MDL

ELAB, Inc. 8 East Tower Cr., Ormond Beach, FL 32174-8759 **Date:** *17-Jan-07*

Analytical Report

CLIENT: Pasco County Environmental Laboratory **Client Sample ID:** 4MW1
Lab Order: F07010443 **Collection Date:** 1/10/2007 9:35:00 AM
Project: Resource Recovery **Sample Description:**
Lab ID: F07010443-001 **Matrix:** Groundwater

Analyses	Result	Qual	MDL	RL	Units	DF	Date Analyzed	Batch ID
8011: EDB AND DBCP		**SW8011**	PrepDate: **1/16/2007 12:10:00**				Analyst: **BC**	
1,2-Dibromo-3-chloropropane	0.0060	U	0.0060	0.020	µg/L	1	01/16/07 18:45	41489
Ethylene Dibromide	0.0063	U	0.0063	0.010	µg/L	1	01/16/07 18:45	41489
Surr: 4-Bromofluorobenzene	97.8		0	60-140	%REC	1	01/16/07 18:45	41489
8260: VOLATILE ORGANIC COMPOUNDS		**SW8260**	PrepDate: **1/12/2007**				Analyst: **PAN**	
Acetone	2.5	U	2.5	10	µg/L	1	01/12/07 16:10	41477
Acrylonitrile	0.72	U	0.72	10	µg/L	1	01/12/07 16:10	41477
Benzene	0.16	U	0.16	1.0	µg/L	1	01/12/07 16:10	41477
Bromochloromethane	0.64	U	0.64	1.0	µg/L	1	01/12/07 16:10	41477
Bromodichloromethane	0.37	U	0.37	0.60	µg/L	1	01/12/07 16:10	41477
Bromoform	0.42	U	0.42	1.0	µg/L	1	01/12/07 16:10	41477
Bromomethane	0.26	U	0.26	1.0	µg/L	1	01/12/07 16:10	41477
2-Butanone	0.65	U	0.65	10	µg/L	1	01/12/07 16:10	41477
Carbon disulfide	0.81	U	0.81	1.0	µg/L	1	01/12/07 16:10	41477
Carbon tetrachloride	0.78	U	0.78	1.0	µg/L	1	01/12/07 16:10	41477
Chlorobenzene	0.17	U	0.17	1.0	µg/L	1	01/12/07 16:10	41477
Chloroethane	0.52	U	0.52	1.0	µg/L	1	01/12/07 16:10	41477
Chloroform	0.60	U	0.60	1.0	µg/L	1	01/12/07 16:10	41477
Chloromethane	0.60	U	0.60	1.0	µg/L	1	01/12/07 16:10	41477
Dibromochloromethane	0.20	U	0.20	0.50	µg/L	1	01/12/07 16:10	41477
Dibromomethane	0.94	U	0.94	1.0	µg/L	1	01/12/07 16:10	41477
trans-1,4-Dichloro-2-butene	2.1	U	2.1	10	µg/L	1	01/12/07 16:10	41477
1,2-Dichlorobenzene	0.11	U	0.11	1.0	µg/L	1	01/12/07 16:10	41477
1,4-Dichlorobenzene	0.86	U	0.86	1.0	µg/L	1	01/12/07 16:10	41477
1,1-Dichloroethane	0.81	U	0.81	1.0	µg/L	1	01/12/07 16:10	41477
1,2-Dichloroethane	0.92	U	0.92	1.0	µg/L	1	01/12/07 16:10	41477
1,1-Dichloroethene	0.81	U	0.81	1.0	µg/L	1	01/12/07 16:10	41477
cis-1,2-Dichloroethene	0.92	U	0.92	1.0	µg/L	1	01/12/07 16:10	41477
trans-1,2-Dichloroethene	0.46	U	0.46	1.0	µg/L	1	01/12/07 16:10	41477
1,2-Dichloropropane	0.13	U	0.13	1.0	µg/L	1	01/12/07 16:10	41477
cis-1,3-Dichloropropene	0.19	U	0.19	0.50	µg/L	1	01/12/07 16:10	41477
trans-1,3-Dichloropropene	0.33	U	0.33	0.50	µg/L	1	01/12/07 16:10	41477
Ethylbenzene	0.47	U	0.47	1.0	µg/L	1	01/12/07 16:10	41477
2-Hexanone	0.59	U	0.59	10	µg/L	1	01/12/07 16:10	41477
Iodomethane	0.80	U	0.80	1.0	µg/L	1	01/12/07 16:10	41477
4-Methyl-2-pentanone	0.76	U	0.76	10	µg/L	1	01/12/07 16:10	41477

Data Qualifier Code Key:
I Analyte detected below quantitation limits
U Not Detected Above the MDL

ELAB, Inc. 8 East Tower Cr., Ormond Beach, FL 32174-8759 **Date:** *17-Jan-07*

Analytical Report

CLIENT: Pasco County Environmental Laboratory
Lab Order: F07010443
Project: Resource Recovery
Lab ID: F07010443-001

Client Sample ID: 4MW1
Collection Date: 1/10/2007 9:35:00 AM
Sample Description:
Matrix: Groundwater

Analyses	Result	Qual	MDL	RL	Units	DF	Date Analyzed	Batch ID
8260: VOLATILE ORGANIC COMPOUNDS		**SW8260**	PrepDate:	**1/12/2007**			Analyst: **PAN**	
Methylene chloride	0.33	U	0.33	5.0	µg/L	1	01/12/07 16:10	41477
Styrene	0.59	U	0.59	1.0	µg/L	1	01/12/07 16:10	41477
1,1,1,2-Tetrachloroethane	0.69	U	0.69	1.0	µg/L	1	01/12/07 16:10	41477
1,1,2,2-Tetrachloroethane	0.19	U	0.19	0.50	µg/L	1	01/12/07 16:10	41477
Tetrachloroethene	0.74	U	0.74	1.0	µg/L	1	01/12/07 16:10	41477
Toluene	0.15	U	0.15	1.0	µg/L	1	01/12/07 16:10	41477
1,1,1-Trichloroethane	0.66	U	0.66	1.0	µg/L	1	01/12/07 16:10	41477
1,1,2-Trichloroethane	0.50	U	0.50	1.0	µg/L	1	01/12/07 16:10	41477
Trichloroethene	0.61	U	0.61	1.0	µg/L	1	01/12/07 16:10	41477
Trichlorofluoromethane	0.20	U	0.20	1.0	µg/L	1	01/12/07 16:10	41477
1,2,3-Trichloropropane	0.20	U	0.20	0.50	µg/L	1	01/12/07 16:10	41477
Vinyl acetate	0.79	U	0.79	2.0	µg/L	1	01/12/07 16:10	41477
Vinyl chloride	0.37	U	0.37	1.0	µg/L	1	01/12/07 16:10	41477
Xylenes, Total	0.32	U	0.32	1.0	µg/L	1	01/12/07 16:10	41477
Surr: 4-Bromofluorobenzene	88.8		0	83.1-105	%REC	1	01/12/07 16:10	41477
Surr: Dibromofluoromethane	103		0	81.7-122	%REC	1	01/12/07 16:10	41477
Surr: 1,2-Dichloroethane-d4	109		0	78.1-130	%REC	1	01/12/07 16:10	41477
Surr: Toluene-d8	96.6		0	82.5-114	%REC	1	01/12/07 16:10	41477

Data Qualifier Code Key:
I Analyte detected below quantitation limits
U Not Detected Above the MDL

PASCO COUNTY, FLORIDA

ENVIRONMENTAL LABORATORY
8864 GOVERNMENT DRIVE
NEW PORT RICHEY, FL 34654
PHONE 727-847-8902

DHRS E44123
CONTACTS:
GLORIA KRUEGER
BILL WARGO

REPORT OF ANALYSES

Resource Recovery
Class I Landfill
Hays Road
Shady Hills, Fl
John Power

Date: 10/10/2006

SAMPLE NUMBER	AA74789	SAMPLE ID 2MW2 @ RESREC	SAMPLE MATRIX GW
DATE SAMPLED	10/2/2006		TIME SAMPLED 11:18
DATE RECEIVED	10/2/2006	SAMPLER CSC	RECEIVED BY CF
TIME RECEIVED	15:30	DELIVERED BY CSC	SAMPLE TYPE Pumped

ANALYSIS	METHOD	ANALYSIS DATE	ANALYSIS TIME	BY	RESULT	QUAL	UNIT	DET. LIMIT
Color by Observation	Observation	10/2/2006	11:18	CSC	CLEAR			
Conductivity Field	SM2510B	10/2/2006	11:18	CSC	67		umhos/cm	
Dissolved Oxygen Field	SM4500OG	10/2/2006	11:18	CSC	7.20		mg/L	0.00
pH Field	SM4500HB	10/2/2006	11:18	CSC	5.98		std units	
Temperature Field	SM2550B	10/2/2006	11:18	CSC	26.00		deg C	
Water Level		10/2/2006	11:18	CSC	32.33		Feet N.G.V	
Iron, Total, Flame	SM3111B	10/4/2006	12:00	TER	0.01		mg/L	0.01
Mercury, Total, CVAA	SM3112B	10/9/2006	9:45	TER	<0.0005	U	mg/L	).000!
Sodium, Total, Flame	SM3111B	10/4/2006	11:30	TER	3.41		mg/L	0.20
Ammonia	SM4500NH	10/9/2006	12:30	CEM	0.73		mg/L	0.04
Nitrate	SM4500NO	10/6/2006	11:25	CEM	4.29		mg/L	0.02

ANALYSIS COMMENTS:

All calulations are on wet weight basis

LABORATORY DIRECTOR

THIS DOCUMENT MEETS NELAC STANDARDS

NELAC Certification # E44123

PASCO COUNTY, FLORIDA

ENVIRONMENTAL LABORATORY
8864 GOVERNMENT DRIVE
NEW PORT RICHEY, FL 34654
PHONE 727-847-8902

DHRS E44123
CONTACTS:
GLORIA KRUEGER
BILL WARGO

REPORT OF ANALYSES

Resource Recovery
Class I Landfill
Hays Road
Shady Hills, Fl
John Power

Date: 10/10/2006

SAMPLE NUMBER	AA74789	SAMPLE ID 2MW2 @ RESREC	SAMPLE MATRIX GW
DATE SAMPLED	10/2/2006		TIME SAMPLED 11:18
DATE RECEIVED	10/2/2006	SAMPLER CSC	RECEIVED BY CF
TIME RECEIVED	15:30	DELIVERED BY CSC	SAMPLE TYPE Pumped

ANALYSIS	METHOD	DATE	ANALYSIS TIME	BY	RESULT	QUAL	UNIT	DET. LIMIT
Total Dissolved Solids	SM2540C	10/3/2006	16:00	AS	56		mg/L	26.3
Chloride	SM4500CLE	10/5/2006	9:00	CEM	3.27		mg/L	0.45
Turbidity	SM2130B	10/2/2006	15:52	CSC	2.00		NTU's	

ANALYSIS COMMENTS:

All calulations are on wet weight basis

LABORATORY DIRECTOR Carolin E. Pulle

THIS DOCUMENT MEETS NELAC STANDARDS

NELAC Certification # E44123

PART III ANALYTICAL RESULTS

Facility GMS #: 4051C00030

Sampling Date/Time: 10/02/06 11:18

Test Site ID #: 4051A16507

Report Period: 2006 / Quarter III (year/quarter)

Well Name: 2MW-2

Well Purged (Y/N): YES

Classification of Groundwater: Surficial

Well Type: ( ) Background
( ) Intermediate
(XXX) Compliance
( ) Other

Groundwater Elevation (NGVD): 32.33

or (MSL):

Storet Code	Parameter Monitored	Sampling Method	Field Filtered Y/N	Analysis Method	Analysis Date/Time	*Analysis Results/Units		Detection Limits/Units	
000929	Sodium	Well Wiz. Ded. Mon. System	No	SM 3111B	10/04/06 11:30	3:41	mg/L	0.10	mg/L
001045	Iron	"	"	SM 3111B	10/04/06 12:00	0.01	mg/L	0.02	mg/L
071900	Mercury	"	"	SM 3112B	10/09/06 9:45	<0.0005	mg/L	0.0005	mg/L
000400	pH-Field	"	"	SM 4500H+B	10/02/06 11:18	5.98	Std. Units	0.01	Std. Units
000010	Temperature (Field)	"	"	SM 2550B	10/02/06 11:18	26.00	°C	0	°C
000095	Specific Cond. (Field)	"	"	SM 2510B	10/02/06 11:18	67	µmhos/cm	0.0	µmhos/cm
000344	D.O. (Field)	"	"	SM 45000G	10/02/06 11:18	7.20	mg/L	0.0	mg/L
082079	Turbidity	"	"	SM 2130B	10/02/06 15:52	2.00	NTU	0.01	NTU
000940	Chloride	"	"	SM 4500Cl-B	10/05/06 9:00	3.27	mg/L	0.47	mg/L
070300	Total Dis. Solids	"	"	SM 2540C	10/03/06 16:00	56	mg/L	17.3	mg/L
000610	Ammonia	"	"	SM 4500NH_3H	10/09/06 12:30	0.73	mg/L	0.08	mg/L
000620	Nitrate	"	"	SM 4500$N0_3$F	10/06/06 11:25	4.29	mg/L	0.03	mg/L
072020	Water Level (MSL)	"	"		10/02/06 11:18	32.33	Feet		Feet

*Attach Laboratory Reports

mo/llfil24(2)

ELAB, Inc. 8 East Tower Cr., Ormond Beach, FL 32174-8759 **Date:** *08-Dec-06*

Analytical Report

CLIENT: Pasco County Environmental Laboratory
Lab Order: F06110795
Project: Resource Recovery
Lab ID: F06110795-002

Client Sample ID: 2MW2
Collection Date: 10/2/2006 11:18:00 AM
Sample Description:
Matrix: Groundwater

Analyses	Result	Qual	MDL	RL	Units	DF	Date Analyzed	Batch ID
ICP METALS		**SW6010**	PrepDate: **11/20/2006 11:48:00**				Analyst: **TPI**	
Arsenic	0.0028	U	0.0028	0.010	mg/L	1	11/21/06 03:35	40382
Barium	0.056		0.0014	0.010	mg/L	1	11/21/06 03:35	40382
Beryllium	0.00016	U	0.00016	0.0010	mg/L	1	11/21/06 03:35	40382
Cadmium	0.00036	U	0.00036	0.0010	mg/L	1	11/21/06 03:35	40382
Chromium	0.00065	U	0.00065	0.0050	mg/L	1	11/21/06 03:35	40382
Cobalt	0.0010	U	0.0010	0.010	mg/L	1	11/21/06 03:35	40382
Copper	0.0028	I	0.0021	0.0050	mg/L	1	11/21/06 03:35	40382
Lead	0.0026	U	0.0026	0.010	mg/L	1	11/21/06 03:35	40382
Nickel	0.0015	U	0.0015	0.0050	mg/L	1	11/21/06 03:35	40382
Selenium	0.0042	U	0.0042	0.015	mg/L	1	11/21/06 03:35	40382
Silver	0.00091	U	0.00091	0.0050	mg/L	1	11/21/06 03:35	40382
Vanadium	0.0016	U	0.0016	0.010	mg/L	1	11/21/06 03:35	40382
Zinc	0.0056	I	0.0032	0.020	mg/L	1	11/21/06 03:35	40382
ICP/MS METALS		**SW6020**	PrepDate: **11/20/2006 11:48:00**				Analyst: **DSK**	
Antimony	0.00041	I	0.00040	0.0010	mg/L	1	11/29/06 15:20	40382
Thallium	0.00012	U	0.00012	0.0010	mg/L	1	11/29/06 15:20	40382

Data Qualifier Code Key:

I Analyte detected below quantitation limits
U Not Detected Above the MDL
V Analyte detected in the associated Method Blank

ELAB, Inc. 8 East Tower Cr., Ormond Beach, FL 32174-8759 **Date:** *17-Jan-07*

Analytical Report

CLIENT: Pasco County Environmental Laboratory
Lab Order: F07010443
Project: Resource Recovery
Lab ID: F07010443-002

Client Sample ID: 2MW2
Collection Date: 1/10/2007 10:05:00 AM
Sample Description:
Matrix: Groundwater

Analyses	Result	Qual	MDL	RL	Units	DF	Date Analyzed	Batch ID
8011: EDB AND DBCP		**SW8011**	PrepDate: **1/16/2007 12:10:00**				Analyst: **BC**	
1,2-Dibromo-3-chloropropane	0.0060	U	0.0060	0.020	µg/L	1	01/16/07 19:03	41489
Ethylene Dibromide	0.0063	U	0.0063	0.010	µg/L	1	01/16/07 19:03	41489
Surr: 4-Bromofluorobenzene	96.6		0	60-140	%REC	1	01/16/07 19:03	41489
8260: VOLATILE ORGANIC COMPOUNDS		**SW8260**	PrepDate: **1/12/2007**				Analyst: **PAN**	
Acetone	2.5	U	2.5	10	µg/L	1	01/12/07 16:41	41477
Acrylonitrile	0.72	U	0.72	10	µg/L	1	01/12/07 16:41	41477
Benzene	0.16	U	0.16	1.0	µg/L	1	01/12/07 16:41	41477
Bromochloromethane	0.64	U	0.64	1.0	µg/L	1	01/12/07 16:41	41477
Bromodichloromethane	0.37	U	0.37	0.60	µg/L	1	01/12/07 16:41	41477
Bromoform	0.42	U	0.42	1.0	µg/L	1	01/12/07 16:41	41477
Bromomethane	0.26	U	0.26	1.0	µg/L	1	01/12/07 16:41	41477
2-Butanone	0.65	U	0.65	10	µg/L	1	01/12/07 16:41	41477
Carbon disulfide	0.81	U	0.81	1.0	µg/L	1	01/12/07 16:41	41477
Carbon tetrachloride	0.78	U	0.78	1.0	µg/L	1	01/12/07 16:41	41477
Chlorobenzene	0.17	U	0.17	1.0	µg/L	1	01/12/07 16:41	41477
Chloroethane	0.52	U	0.52	1.0	µg/L	1	01/12/07 16:41	41477
Chloroform	0.60	U	0.60	1.0	µg/L	1	01/12/07 16:41	41477
Chloromethane	0.60	U	0.60	1.0	µg/L	1	01/12/07 16:41	41477
Dibromochloromethane	0.20	U	0.20	0.50	µg/L	1	01/12/07 16:41	41477
Dibromomethane	0.94	U	0.94	1.0	µg/L	1	01/12/07 16:41	41477
trans-1,4-Dichloro-2-butene	2.1	U	2.1	10	µg/L	1	01/12/07 16:41	41477
1,2-Dichlorobenzene	0.11	U	0.11	1.0	µg/L	1	01/12/07 16:41	41477
1,4-Dichlorobenzene	0.86	U	0.86	1.0	µg/L	1	01/12/07 16:41	41477
1,1-Dichloroethane	0.81	U	0.81	1.0	µg/L	1	01/12/07 16:41	41477
1,2-Dichloroethane	0.92	U	0.92	1.0	µg/L	1	01/12/07 16:41	41477
1,1-Dichloroethene	0.81	U	0.81	1.0	µg/L	1	01/12/07 16:41	41477
cis-1,2-Dichloroethene	0.92	U	0.92	1.0	µg/L	1	01/12/07 16:41	41477
trans-1,2-Dichloroethene	0.46	U	0.46	1.0	µg/L	1	01/12/07 16:41	41477
1,2-Dichloropropane	0.13	U	0.13	1.0	µg/L	1	01/12/07 16:41	41477
cis-1,3-Dichloropropene	0.19	U	0.19	0.50	µg/L	1	01/12/07 16:41	41477
trans-1,3-Dichloropropene	0.33	U	0.33	0.50	µg/L	1	01/12/07 16:41	41477
Ethylbenzene	0.47	U	0.47	1.0	µg/L	1	01/12/07 16:41	41477
2-Hexanone	0.59	U	0.59	10	µg/L	1	01/12/07 16:41	41477
Iodomethane	0.80	U	0.80	1.0	µg/L	1	01/12/07 16:41	41477
4-Methyl-2-pentanone	0.76	U	0.76	10	µg/L	1	01/12/07 16:41	41477

Data Qualifier Code Key:
I Analyte detected below quantitation limits
U Not Detected Above the MDL

ELAB, Inc. 8 East Tower Cr., Ormond Beach, FL 32174-8759 **Date:** *17-Jan-07*

Analytical Report

CLIENT: Pasco County Environmental Laboratory
Lab Order: F07010443
Project: Resource Recovery
Lab ID: F07010443-002

Client Sample ID: 2MW2
Collection Date: 1/10/2007 10:05:00 AM
Sample Description:
Matrix: Groundwater

Analyses	Result	Qual	MDL	RL	Units	DF	Date Analyzed	Batch ID
8260: VOLATILE ORGANIC COMPOUNDS		**SW8260**	PrepDate:	**1/12/2007**			Analyst: **PAN**	
Methylene chloride	0.33	U	0.33	5.0	µg/L	1	01/12/07 16:41	41477
Styrene	0.59	U	0.59	1.0	µg/L	1	01/12/07 16:41	41477
1,1,1,2-Tetrachloroethane	0.69	U	0.69	1.0	µg/L	1	01/12/07 16:41	41477
1,1,2,2-Tetrachloroethane	0.19	U	0.19	0.50	µg/L	1	01/12/07 16:41	41477
Tetrachloroethene	0.74	U	0.74	1.0	µg/L	1	01/12/07 16:41	41477
Toluene	0.15	U	0.15	1.0	µg/L	1	01/12/07 16:41	41477
1,1,1-Trichloroethane	0.66	U	0.66	1.0	µg/L	1	01/12/07 16:41	41477
1,1,2-Trichloroethane	0.50	U	0.50	1.0	µg/L	1	01/12/07 16:41	41477
Trichloroethene	0.61	U	0.61	1.0	µg/L	1	01/12/07 16:41	41477
Trichlorofluoromethane	0.20	U	0.20	1.0	µg/L	1	01/12/07 16:41	41477
1,2,3-Trichloropropane	0.20	U	0.20	0.50	µg/L	1	01/12/07 16:41	41477
Vinyl acetate	0.79	U	0.79	2.0	µg/L	1	01/12/07 16:41	41477
Vinyl chloride	0.37	U	0.37	1.0	µg/L	1	01/12/07 16:41	41477
Xylenes, Total	0.32	U	0.32	1.0	µg/L	1	01/12/07 16:41	41477
Surr: 4-Bromofluorobenzene	89.3		0	83.1-105	%REC	1	01/12/07 16:41	41477
Surr: Dibromofluoromethane	104		0	81.7-122	%REC	1	01/12/07 16:41	41477
Surr: 1,2-Dichloroethane-d4	108		0	78.1-130	%REC	1	01/12/07 16:41	41477
Surr: Toluene-d8	97.0		0	82.5-114	%REC	1	01/12/07 16:41	41477

Data Qualifier Code Key:
I Analyte detected below quantitation limits
U Not Detected Above the MDL

PASCO COUNTY, FLORIDA

ENVIRONMENTAL LABORATORY
8864 GOVERNMENT DRIVE
NEW PORT RICHEY, FL 34654
PHONE 727-847-8902

DHRS E44123
CONTACTS:
GLORIA KRUEGER
BILL WARGO

REPORT OF ANALYSES

Resource Recovery
Class I Landfill
Hays Road
Shady Hills, Fl
John Power

Date: 10/24/2006

SAMPLE NUMBER	AA74790	SAMPLE ID 4MW2 @ RESREC	SAMPLE MATRIX GW
DATE SAMPLED	10/2/2006		TIME SAMPLED 11:24
DATE RECEIVED	10/2/2006	SAMPLER CSC	RECEIVED BY CF
TIME RECEIVED	15:30	DELIVERED BY CSC	SAMPLE TYPE Pumped

ANALYSIS	METHOD	ANALYSIS DATE	ANALYSIS TIME	BY	RESULT	QUAL.	UNIT	DET. LIMIT
Color by Observation	Observation	10/2/2006	11:24	CSC	CLEAR			
Conductivity Field	SM2510B	10/2/2006	11:24	CSC	180		umhos/cm	
Dissolved Oxygen Field	SM4500OG	10/2/2006	11:24	CSC	1.85		mg/L	0.00
pH Field	SM4500HB	10/2/2006	11:24	CSC	8.03		std units	
Temperature Field	SM2550B	10/2/2006	11:24	CSC	24.80		deg C	
Water Level		10/2/2006	11:24	CSC	31.66		Feet N.G.V	
Iron, Total, Flame	SM3111B	10/4/2006	12:00	TER	0.02		mg/L	0.01
Mercury, Total, CVAA	SM3112B	10/9/2006	9:45	TER	<0.0005	U	mg/L	).000ᴇ
Sodium, Total, Flame	SM3111B	10/4/2006	11:30	TER	3.67		mg/L	0.20
Ammonia	SM4500NH3	10/9/2006	12:30	CEM	0.10		mg/L	0.04
Nitrate	SM4500NO	10/6/2006	11:25	CEM	3.49		mg/L	0.02

ANALYSIS COMMENTS:

All calulations are on wet weight basis

LABORATORY DIRECTOR Carolin E. Mulkey

THIS DOCUMENT MEETS NELAC STANDARDS

NELAC Certification # E44123

PASCO COUNTY, FLORIDA

ENVIRONMENTAL LABORATORY
8864 GOVERNMENT DRIVE
NEW PORT RICHEY, FL 34654
PHONE 727-847-8902

DHRS E44123
CONTACTS:
GLORIA KRUEGER
BILL WARGO

REPORT OF ANALYSES

Resource Recovery
Class I Landfill
Hays Road
Shady Hills, Fl
John Power

Date: 10/24/2006

SAMPLE NUMBER	AA74790	SAMPLE ID 4MW2 @ RESREC		SAMPLE MATRIX	GW
DATE SAMPLED	10/2/2006			TIME SAMPLED	11:24
DATE RECEIVED	10/2/2006	SAMPLER CSC		RECEIVED BY	CF
TIME RECEIVED	15:30	DELIVERED BY CSC		SAMPLE TYPE	Pumped

ANALYSIS	METHOD	ANALYSIS DATE	ANALYSIS TIME	ANALYSIS BY	RESULT	QUAL.	UNIT	DET. LIMIT
Total Dissolved Solids	SM2540C	10/3/2006	16:00	AS	120		mg/L	26.3
Chloride	SM4500CLE	10/5/2006	9:00	CEM	3.11		mg/L	0.45
Turbidity	SM2130B	10/2/2006	15:52	CSC	2.41		NTU's	

ANALYSIS COMMENTS:

All calulations are on wet weight basis

LABORATORY DIRECTOR Carolina E. Pulke

THIS DOCUMENT MEETS NELAC STANDARDS

NELAC Certification # E44123

PART III ANALYTICAL RESULTS

Facility GMS #: 4051C00030

Sampling Date/Time: 10/02/06 11:24

Test Site ID #: 4051A16512

Report Period: 2006 / Quarter III (year/quarter)

Well Name: 4MW-2

Well Purged (Y/N): YES

Classification of Groundwater: Floridan

Well Type: ( ) Background
( ) Intermediate
(XXX) Compliance
( ) Other

Groundwater Elevation (NGVD): 31.66

or (MSL):

Storet Code	Parameter Monitored	Sampling Method	Field Filtered Y/N	Analysis Method	Analysis Date/Time	*Analysis Results/Units		Detection Limits/Units	
000929	Sodium	Well Wiz. Ded. Mon. System	No	SM 3111B	10/04/06 11:30	3.67	mg/L	0.10	mg/L
001045	Iron	"	"	SM 3111B	10/04/06 12:00	0.02	mg/L	0.02	mg/L
071900	Mercury	"	"	SM 3112B	10/09/06 9:45	<0.0005	mg/L	0.0005	mg/L
000400	pH-Field	"	"	SM 4500H+B	10/02/06 11:24	8.03	Std. Units	0.01	Std. Units
000010	Temperature (Field)	"	"	SM 2550B	10/02/06 11:24	24.80	°C	0	°C
000095	Specific Cond. (Field)	"	"	SM 2510B	10/02/06 11:24	180	µmhos/cm	0.0	µmhos/cm
000344	D.O. (Field)	"	"	SM 45000G	10/02/06 11:24	1.85	mg/L	0.0	mg/L
082079	Turbidity	"	"	SM 2130B	10/02/06 15:52	2.41	NTU	0.01	NTU
000940	Chloride	"	"	SM 4500Cl-B	10/05/06 9:00	3.11	mg/L	0.47	mg/L
070300	Total Dis. Solids	"	"	SM 2540C	10/03/06 16:00	120	mg/L	17.3	mg/L
000610	Ammonia	"	"	SM 4500NH$_3$H	10/09/06 12:30	0.10	mg/L	0.08	mg/L
000620	Nitrate	"	"	SM 4500N0$_3$F	10/06/06 11:25	3.49	mg/L	0.03	mg/L
072020	Water Level (MSL)	"	"		10/02/06 11:24	31.66	Feet		Feet

*Attach Laboratory Reports

mo/llfil24(4)

ELAB, Inc. 8 East Tower Cr., Ormond Beach, FL 32174-8759 **Date:** *08-Dec-06*

Analytical Report

CLIENT: Pasco County Environmental Laboratory
Lab Order: F06110795
Project: Resource Recovery
Lab ID: F06110795-003

Client Sample ID: 4MW2
Collection Date: 10/2/2006 11:24:00 AM
Sample Description:
Matrix: Groundwater

Analyses	Result	Qual	MDL	RL	Units	DF	Date Analyzed	Batch ID
ICP METALS		**SW6010**	PrepDate: **11/20/2006 11:48:00**				Analyst: **TPI**	
Arsenic	0.0028	U	0.0028	0.010	mg/L	1	11/21/06 03:39	40382
Barium	0.0064	I	0.0014	0.010	mg/L	1	11/21/06 03:39	40382
Beryllium	0.00016	U	0.00016	0.0010	mg/L	1	11/21/06 03:39	40382
Cadmium	0.00036	U	0.00036	0.0010	mg/L	1	11/21/06 03:39	40382
Chromium	0.00071	I	0.00065	0.0050	mg/L	1	11/21/06 03:39	40382
Cobalt	0.0010	U	0.0010	0.010	mg/L	1	11/21/06 03:39	40382
Copper	0.0021	U	0.0021	0.0050	mg/L	1	11/21/06 03:39	40382
Lead	0.0026	U	0.0026	0.010	mg/L	1	11/21/06 03:39	40382
Nickel	0.0015	U	0.0015	0.0050	mg/L	1	11/21/06 03:39	40382
Selenium	0.0042	U	0.0042	0.015	mg/L	1	11/21/06 03:39	40382
Silver	0.00091	U	0.00091	0.0050	mg/L	1	11/21/06 03:39	40382
Vanadium	0.0054	I	0.0016	0.010	mg/L	1	11/21/06 03:39	40382
Zinc	0.0032	U	0.0032	0.020	mg/L	1	11/21/06 03:39	40382
ICP/MS METALS		**SW6020**	PrepDate: **11/20/2006 11:48:00**				Analyst: **DSK**	
Antimony	0.00040	U	0.00040	0.0010	mg/L	1	11/29/06 15:25	40382
Thallium	0.00012	U	0.00012	0.0010	mg/L	1	11/29/06 15:25	40382

Data Qualifier Code Key:

I Analyte detected below quantitation limits
V Analyte detected in the associated Method Blank
U Not Detected Above the MDL

ELAB, Inc. 8 East Tower Cr., Ormond Beach, FL 32174-8759 **Date:** *17-Jan-07*

Analytical Report

CLIENT: Pasco County Environmental Laboratory
Lab Order: F07010443
Project: Resource Recovery
Lab ID: F07010443-003

Client Sample ID: 4MW2
Collection Date: 1/10/2007 10:00:00 AM
Sample Description:
Matrix: Groundwater

Analyses	Result	Qual	MDL	RL	Units	DF	Date Analyzed	Batch ID
8011: EDB AND DBCP		**SW8011**	PrepDate:	**1/16/2007 12:10:00**			Analyst: **BC**	
1,2-Dibromo-3-chloropropane	0.0060	U	0.0060	0.020	µg/L	1	01/16/07 19:22	41489
Ethylene Dibromide	0.0063	U	0.0063	0.010	µg/L	1	01/16/07 19:22	41489
Surr: 4-Bromofluorobenzene	97.3		0	60-140	%REC	1	01/16/07 19:22	41489
8260: VOLATILE ORGANIC COMPOUNDS		**SW8260**	PrepDate:	**1/12/2007**			Analyst: **PAN**	
Acetone	2.5	U	2.5	10	µg/L	1	01/12/07 17:12	41477
Acrylonitrile	0.72	U	0.72	10	µg/L	1	01/12/07 17:12	41477
Benzene	0.16	U	0.16	1.0	µg/L	1	01/12/07 17:12	41477
Bromochloromethane	0.64	U	0.64	1.0	µg/L	1	01/12/07 17:12	41477
Bromodichloromethane	0.37	U	0.37	0.60	µg/L	1	01/12/07 17:12	41477
Bromoform	0.42	U	0.42	1.0	µg/L	1	01/12/07 17:12	41477
Bromomethane	0.26	U	0.26	1.0	µg/L	1	01/12/07 17:12	41477
2-Butanone	0.65	U	0.65	10	µg/L	1	01/12/07 17:12	41477
Carbon disulfide	0.81	U	0.81	1.0	µg/L	1	01/12/07 17:12	41477
Carbon tetrachloride	0.78	U	0.78	1.0	µg/L	1	01/12/07 17:12	41477
Chlorobenzene	0.17	U	0.17	1.0	µg/L	1	01/12/07 17:12	41477
Chloroethane	0.52	U	0.52	1.0	µg/L	1	01/12/07 17:12	41477
Chloroform	0.60	U	0.60	1.0	µg/L	1	01/12/07 17:12	41477
Chloromethane	0.60	U	0.60	1.0	µg/L	1	01/12/07 17:12	41477
Dibromochloromethane	0.20	U	0.20	0.50	µg/L	1	01/12/07 17:12	41477
Dibromomethane	0.94	U	0.94	1.0	µg/L	1	01/12/07 17:12	41477
trans-1,4-Dichloro-2-butene	2.1	U	2.1	10	µg/L	1	01/12/07 17:12	41477
1,2-Dichlorobenzene	0.11	U	0.11	1.0	µg/L	1	01/12/07 17:12	41477
1,4-Dichlorobenzene	0.86	U	0.86	1.0	µg/L	1	01/12/07 17:12	41477
1,1-Dichloroethane	0.81	U	0.81	1.0	µg/L	1	01/12/07 17:12	41477
1,2-Dichloroethane	0.92	U	0.92	1.0	µg/L	1	01/12/07 17:12	41477
1,1-Dichloroethene	0.81	U	0.81	1.0	µg/L	1	01/12/07 17:12	41477
cis-1,2-Dichloroethene	0.92	U	0.92	1.0	µg/L	1	01/12/07 17:12	41477
trans-1,2-Dichloroethene	0.46	U	0.46	1.0	µg/L	1	01/12/07 17:12	41477
1,2-Dichloropropane	0.13	U	0.13	1.0	µg/L	1	01/12/07 17:12	41477
cis-1,3-Dichloropropene	0.19	U	0.19	0.50	µg/L	1	01/12/07 17:12	41477
trans-1,3-Dichloropropene	0.33	U	0.33	0.50	µg/L	1	01/12/07 17:12	41477
Ethylbenzene	0.47	U	0.47	1.0	µg/L	1	01/12/07 17:12	41477
2-Hexanone	0.59	U	0.59	10	µg/L	1	01/12/07 17:12	41477
Iodomethane	0.80	U	0.80	1.0	µg/L	1	01/12/07 17:12	41477
4-Methyl-2-pentanone	0.76	U	0.76	10	µg/L	1	01/12/07 17:12	41477

Data Qualifier Code Key:
I Analyte detected below quantitation limits
U Not Detected Above the MDL

ELAB, Inc. 8 East Tower Cr., Ormond Beach, FL 32174-8759 **Date:** *17-Jan-07*

Analytical Report

CLIENT: Pasco County Environmental Laboratory
Lab Order: F07010443
Project: Resource Recovery
Lab ID: F07010443-003

Client Sample ID: 4MW2
Collection Date: 1/10/2007 10:00:00 AM
Sample Description:
Matrix: Groundwater

Analyses	Result	Qual	MDL	RL	Units	DF	Date Analyzed	Batch ID
8260: VOLATILE ORGANIC COMPOUNDS		**SW8260**	PrepDate:	**1/12/2007**			Analyst: **PAN**	
Methylene chloride	0.33	U	0.33	5.0	µg/L	1	01/12/07 17:12	41477
Styrene	0.59	U	0.59	1.0	µg/L	1	01/12/07 17:12	41477
1,1,1,2-Tetrachloroethane	0.69	U	0.69	1.0	µg/L	1	01/12/07 17:12	41477
1,1,2,2-Tetrachloroethane	0.19	U	0.19	0.50	µg/L	1	01/12/07 17:12	41477
Tetrachloroethene	0.74	U	0.74	1.0	µg/L	1	01/12/07 17:12	41477
Toluene	0.15	U	0.15	1.0	µg/L	1	01/12/07 17:12	41477
1,1,1-Trichloroethane	0.66	U	0.66	1.0	µg/L	1	01/12/07 17:12	41477
1,1,2-Trichloroethane	0.50	U	0.50	1.0	µg/L	1	01/12/07 17:12	41477
Trichloroethene	0.61	U	0.61	1.0	µg/L	1	01/12/07 17:12	41477
Trichlorofluoromethane	0.20	U	0.20	1.0	µg/L	1	01/12/07 17:12	41477
1,2,3-Trichloropropane	0.20	U	0.20	0.50	µg/L	1	01/12/07 17:12	41477
Vinyl acetate	0.79	U	0.79	2.0	µg/L	1	01/12/07 17:12	41477
Vinyl chloride	0.37	U	0.37	1.0	µg/L	1	01/12/07 17:12	41477
Xylenes, Total	0.32	U	0.32	1.0	µg/L	1	01/12/07 17:12	41477
Surr: 4-Bromofluorobenzene	88.9		0	83.1-105	%REC	1	01/12/07 17:12	41477
Surr: Dibromofluoromethane	106		0	81.7-122	%REC	1	01/12/07 17:12	41477
Surr: 1,2-Dichloroethane-d4	111		0	78.1-130	%REC	1	01/12/07 17:12	41477
Surr: Toluene-d8	98.0		0	82.5-114	%REC	1	01/12/07 17:12	41477

Data Qualifier Code Key:
I Analyte detected below quantitation limits
U Not Detected Above the MDL

PART III ANALYTICAL RESULTS

Facility GMS #: 4051C00030

Sampling Date/Time: 10/02/06 11:55

Test Site ID #: 4051A16508

Report Period: 2006 / Quarter III (year/quarter)

Well Name: 2MW-4

Well Purged (Y/N): YES

Classification of Groundwater: Surficial

Well Type: ( ) Background
( ) Intermediate
(XXX) Compliance
( ) Other

Groundwater Elevation (NGVD): Dry

or (MSL):

Storet Code	Parameter Monitored	Sampling Method	Field Filtered Y/N	Analysis Method	Analysis Date/Time	*Analysis Results/Units		Detection Limits/Units	
000929	Sodium	Well Wiz. Ded. Mon. System	No	SM 3111B		DRY	mg/L	0.10	mg/L
001045	Iron	"	"	SM 3111B		DRY	mg/L	0.02	mg/L
071900	Mercury	"	"	SM 3112B		DRY	mg/L	0.0005	mg/L
000400	pH-Field	"	"	SM 4500H+B		DRY	Std. Units	0.01	Std. Units
000010	Temperature (Field)	"	"	SM 2550B		DRY	°C	0	°C
000095	Specific Cond. (Field)	"	"	SM 2510B		DRY	µmhos/cm	0.0	µmhos/cm
000344	D.O. (Field)	"	"	SM 45000G		DRY	mg/L	0.0	mg/L
082079	Turbidity	"	"	SM 2130B		DRY	NTU	0.01	NTU
000940	Chloride	"	"	SM 4500Cl-B		DRY	mg/L	0.47	mg/L
070300	Total Dis. Solids	"	"	SM 2540C		DRY	mg/L	17.3	mg/L
000610	Ammonia	"	"	SM 4500NH_3H		DRY	mg/L	0.08	mg/L
000620	Nitrate	"	"	SM 4500$N0_3$F		DRY	mg/L	0.03	mg/L
072020	Water Level (MSL)	"	"			DRY	Feet		Feet

*Attach Laboratory Reports

mo/llfil24(5)

PASCO COUNTY, FLORIDA

ENVIRONMENTAL LABORATORY
8864 GOVERNMENT DRIVE
NEW PORT RICHEY, FL 34654
PHONE 727-847-8902

DHRS E44123
CONTACTS:
GLORIA KRUEGER
BILL WARGO

REPORT OF ANALYSES

Resource Recovery
Class I Landfill
Hays Road
Shady Hills, Fl
John Power

Date: 10/24/2006

SAMPLE NUMBER	AA74792	SAMPLE ID 4MW4 @ RESREC		SAMPLE MATRIX	GW
DATE SAMPLED	10/2/2006			TIME SAMPLED	12:58
DATE RECEIVED	10/2/2006	SAMPLER CSC		RECEIVED BY	CF
TIME RECEIVED	15:30	DELIVERED BY CSC		SAMPLE TYPE	Pumped

ANALYSIS	METHOD	DATE	ANALYSIS TIME	BY	RESULT	QUAL.	UNIT	DET. LIMIT
Color by Observation	Observation	10/2/2006	12:58	CSC	CLEAR			
Conductivity Field	SM2510B	10/2/2006	12:58	CSC	314		umhos/cm	
Dissolved Oxygen Field	SM4500OG	10/2/2006	12:58	CSC	2.67		mg/L	0.00
pH Field	SM4500HB	10/2/2006	12:58	CSC	7.89		std units	
Temperature Field	SM2550B	10/2/2006	12:58	CSC	26.00		deg C	
Water Level		10/2/2006	12:58	CSC	24.78		Feet N.G.V	
Iron, Total, Flame	SM3111B	10/4/2006	12:00	TER	0.03		mg/L	0.01
Mercury, Total, CVAA	SM3112B	10/9/2006	9:45	TER	<0.0005	U	mg/L	).000
Sodium, Total, Flame	SM3111B	10/4/2006	11:30	TER	5.30		mg/L	0.20
Ammonia	SM4500NH3	10/9/2006	12:30	CEM	0.25		mg/L	0.04
Nitrate	SM4500NO	10/6/2006	11:25	CEM	<0.02	U	mg/L	0.02

ANALYSIS COMMENTS:

All calulations are on wet weight basis

LABORATORY DIRECTOR Carolin E. Mulhe

THIS DOCUMENT MEETS NELAC STANDARDS

NELAC Certification # E44123

PASCO COUNTY, FLORIDA

ENVIRONMENTAL LABORATORY
8864 GOVERNMENT DRIVE
NEW PORT RICHEY, FL 34654
PHONE 727-847-8902

DHRS E44123
CONTACTS:
GLORIA KRUEGER
BILL WARGO

REPORT OF ANALYSES

Resource Recovery
Class I Landfill
Hays Road
Shady Hills, Fl
John Power

Date: 10/24/2006

SAMPLE NUMBER	AA74792	SAMPLE ID 4MW4 @ RESREC	SAMPLE MATRIX GW
DATE SAMPLED	10/2/2006		TIME SAMPLED 12:58
DATE RECEIVED	10/2/2006	SAMPLER CSC	RECEIVED BY CF
TIME RECEIVED	15:30	DELIVERED BY CSC	SAMPLE TYPE Pumped

ANALYSIS	METHOD	ANALYSIS DATE	ANALYSIS TIME	ANALYSIS BY	RESULT	QUAL.	UNIT	DET. LIMIT
Total Dissolved Solids	SM2540C	10/3/2006	16:00	AS	196		mg/L	26.3
Chloride	SM4500CLE	10/5/2006	9:00	CEM	9.05		mg/L	0.45
Turbidity	SM2130B	10/2/2006	15:52	CSC	3.93		NTU's	

ANALYSIS COMMENTS:

All calulations are on wet weight basis

LABORATORY DIRECTOR Carolin E. Thulke

THIS DOCUMENT MEETS NELAC STANDARDS

NELAC Certification # E44123

PART III ANALYTICAL RESULTS

Facility GMS #: 4051C00030

Sampling Date/Time: 10/02/06 12:58

Test Site ID #: 4051A16513

Report Period: 2006 / Quarter III (year/quarter)

Well Name: 4MW-4

Well Purged (Y/N): YES

Classification of Groundwater: Floridan

Well Type: ( ) Background
( ) Intermediate
(XXX) Compliance
( ) Other

Groundwater Elevation (NGVD): 24.78

or (MSL):

Storet Code	Parameter Monitored	Sampling Method	Field Filtered Y/N	Analysis Method	Analysis Date/Time	*Analysis Results/Units		Detection Limits/Units	
000929	Sodium	Well Wiz. Ded. Mon. System	No	SM 3111B	10/04/06 11:30	5.30	mg/L	0.10	mg/L
001045	Iron	"	"	SM 3111B	10/04/06 12:00	0.03	mg/L	0.02	mg/L
071900	Mercury	"	"	SM 3112B	10/09/06 9:45	<0.0005	mg/L	0.0005	mg/L
000400	pH-Field	"	"	SM 4500H+B	10/02/06 12:58	7.89	Std. Units	0.01	Std. Units
000010	Temperature (Field)	"	"	SM 2550B	10/02/06 12:58	26.00	°C	0	°C
000095	Specific Cond. (Field)	"	"	SM 2510B	10/02/06 12:58	314	µmhos/cm	0.0	µmhos/cm
000344	D.O. (Field)	"	"	SM 45000G	10/02/06 12:58	2.67	mg/L	0.0	mg/L
082079	Turbidity	"	"	SM 2130B	10/02/06 15:52	3.93	NTU	0.01	NTU
000940	Chloride	"	"	SM 4500Cl-B	10/05/06 9:00	9.05	mg/L	0.47	mg/L
070300	Total Dis. Solids	"	"	SM 2540C	10/03/06 16:00	196	mg/L	17.3	mg/L
000610	Ammonia	"	"	SM 4500NH_3H	10/09/06 12:30	0.25	mg/L	0.08	mg/L
000620	Nitrate	"	"	SM 4500$N0_3$F	10/06/06 11:25	<0.02	mg/L	0.03	mg/L
072020	Water Level (MSL)	"	"		10/02/06 12:58	24.78	Feet		Feet

*Attach Laboratory Reports

mo/llfil24(6)

ELAB, Inc. 8 East Tower Cr., Ormond Beach, FL 32174-8759 **Date:** *08-Dec-06*

Analytical Report

CLIENT: Pasco County Environmental Laboratory
Lab Order: F06110795
Project: Resource Recovery
Lab ID: F06110795-004

Client Sample ID: 4MW4
Collection Date: 10/2/2006 12:58:00 PM
Sample Description:
Matrix: Groundwater

Analyses	Result	Qual	MDL	RL	Units	DF	Date Analyzed	Batch ID
ICP METALS		**SW6010**	PrepDate: **11/20/2006 11:48:00**				Analyst: **TPI**	
Arsenic	0.0028	U	0.0028	0.010	mg/L	1	11/21/06 03:43	40382
Barium	0.0074	I	0.0014	0.010	mg/L	1	11/21/06 03:43	40382
Beryllium	0.00016	U	0.00016	0.0010	mg/L	1	11/21/06 03:43	40382
Cadmium	0.00036	U	0.00036	0.0010	mg/L	1	11/21/06 03:43	40382
Chromium	0.00072	I	0.00065	0.0050	mg/L	1	11/21/06 03:43	40382
Cobalt	0.0010	U	0.0010	0.010	mg/L	1	11/21/06 03:43	40382
Copper	0.0021	U	0.0021	0.0050	mg/L	1	11/21/06 03:43	40382
Lead	0.0026	U	0.0026	0.010	mg/L	1	11/21/06 03:43	40382
Nickel	0.0015	U	0.0015	0.0050	mg/L	1	11/21/06 03:43	40382
Selenium	0.0042	U	0.0042	0.015	mg/L	1	11/21/06 03:43	40382
Silver	0.00091	U	0.00091	0.0050	mg/L	1	11/21/06 03:43	40382
Vanadium	0.0031	I	0.0016	0.010	mg/L	1	11/21/06 03:43	40382
Zinc	0.0040	I	0.0032	0.020	mg/L	1	11/21/06 03:43	40382
ICP/MS METALS		**SW6020**	PrepDate: **11/20/2006 11:48:00**				Analyst: **DSK**	
Antimony	0.00040	U	0.00040	0.0010	mg/L	1	11/29/06 15:30	40382
Thallium	0.00012	U	0.00012	0.0010	mg/L	1	11/29/06 15:30	40382

Data Qualifier Code Key:

I Analyte detected below quantitation limits
V Analyte detected in the associated Method Blank
U Not Detected Above the MDL

ELAB, Inc. 8 East Tower Cr., Ormond Beach, FL 32174-8759 **Date:** *17-Jan-07*

Analytical Report

CLIENT: Pasco County Environmental Laboratory
Lab Order: F07010443
Project: Resource Recovery
Lab ID: F07010443-004

Client Sample ID: 4MW4
Collection Date: 1/10/2007 11:45:00 AM
Sample Description:
Matrix: Groundwater

Analyses	Result	Qual	MDL	RL	Units	DF	Date Analyzed	Batch ID
8011: EDB AND DBCP		**SW8011**	PrepDate:	**1/16/2007 12:10:00**			Analyst: **BC**	
1,2-Dibromo-3-chloropropane	0.0060	U	0.0060	0.020	µg/L	1	01/16/07 19:40	41489
Ethylene Dibromide	0.0063	U	0.0063	0.010	µg/L	1	01/16/07 19:40	41489
Surr: 4-Bromofluorobenzene	95.6		0	60-140	%REC	1	01/16/07 19:40	41489
8260: VOLATILE ORGANIC COMPOUNDS		**SW8260**	PrepDate:	**1/12/2007**			Analyst: **PAN**	
Acetone	3.3	I	2.5	10	µg/L	1	01/12/07 17:43	41477
Acrylonitrile	0.72	U	0.72	10	µg/L	1	01/12/07 17:43	41477
Benzene	0.16	U	0.16	1.0	µg/L	1	01/12/07 17:43	41477
Bromochloromethane	0.64	U	0.64	1.0	µg/L	1	01/12/07 17:43	41477
Bromodichloromethane	0.37	U	0.37	0.60	µg/L	1	01/12/07 17:43	41477
Bromoform	0.42	U	0.42	1.0	µg/L	1	01/12/07 17:43	41477
Bromomethane	0.26	U	0.26	1.0	µg/L	1	01/12/07 17:43	41477
2-Butanone	0.65	U	0.65	10	µg/L	1	01/12/07 17:43	41477
Carbon disulfide	0.81	U	0.81	1.0	µg/L	1	01/12/07 17:43	41477
Carbon tetrachloride	0.78	U	0.78	1.0	µg/L	1	01/12/07 17:43	41477
Chlorobenzene	0.17	U	0.17	1.0	µg/L	1	01/12/07 17:43	41477
Chloroethane	0.52	U	0.52	1.0	µg/L	1	01/12/07 17:43	41477
Chloroform	0.60	U	0.60	1.0	µg/L	1	01/12/07 17:43	41477
Chloromethane	0.60	U	0.60	1.0	µg/L	1	01/12/07 17:43	41477
Dibromochloromethane	0.20	U	0.20	0.50	µg/L	1	01/12/07 17:43	41477
Dibromomethane	0.94	U	0.94	1.0	µg/L	1	01/12/07 17:43	41477
trans-1,4-Dichloro-2-butene	2.1	U	2.1	10	µg/L	1	01/12/07 17:43	41477
1,2-Dichlorobenzene	0.11	U	0.11	1.0	µg/L	1	01/12/07 17:43	41477
1,4-Dichlorobenzene	0.86	U	0.86	1.0	µg/L	1	01/12/07 17:43	41477
1,1-Dichloroethane	0.81	U	0.81	1.0	µg/L	1	01/12/07 17:43	41477
1,2-Dichloroethane	0.92	U	0.92	1.0	µg/L	1	01/12/07 17:43	41477
1,1-Dichloroethene	0.81	U	0.81	1.0	µg/L	1	01/12/07 17:43	41477
cis-1,2-Dichloroethene	0.92	U	0.92	1.0	µg/L	1	01/12/07 17:43	41477
trans-1,2-Dichloroethene	0.46	U	0.46	1.0	µg/L	1	01/12/07 17:43	41477
1,2-Dichloropropane	0.13	U	0.13	1.0	µg/L	1	01/12/07 17:43	41477
cis-1,3-Dichloropropene	0.19	U	0.19	0.50	µg/L	1	01/12/07 17:43	41477
trans-1,3-Dichloropropene	0.33	U	0.33	0.50	µg/L	1	01/12/07 17:43	41477
Ethylbenzene	0.47	U	0.47	1.0	µg/L	1	01/12/07 17:43	41477
2-Hexanone	0.59	U	0.59	10	µg/L	1	01/12/07 17:43	41477
Iodomethane	0.80	U	0.80	1.0	µg/L	1	01/12/07 17:43	41477
4-Methyl-2-pentanone	0.76	U	0.76	10	µg/L	1	01/12/07 17:43	41477

Data Qualifier Code Key:
I Analyte detected below quantitation limits
U Not Detected Above the MDL

ELAB, Inc. 8 East Tower Cr., Ormond Beach, FL 32174-8759 **Date:** *17-Jan-07*

Analytical Report

CLIENT: Pasco County Environmental Laboratory
Lab Order: F07010443
Project: Resource Recovery
Lab ID: F07010443-004

Client Sample ID: 4MW4
Collection Date: 1/10/2007 11:45:00 AM
Sample Description:
Matrix: Groundwater

Analyses	Result	Qual	MDL	RL	Units	DF	Date Analyzed	Batch ID
8260: VOLATILE ORGANIC COMPOUNDS		**SW8260**	PrepDate:	**1/12/2007**			Analyst: **PAN**	
Methylene chloride	0.33	U	0.33	5.0	µg/L	1	01/12/07 17:43	41477
Styrene	0.59	U	0.59	1.0	µg/L	1	01/12/07 17:43	41477
1,1,1,2-Tetrachloroethane	0.69	U	0.69	1.0	µg/L	1	01/12/07 17:43	41477
1,1,2,2-Tetrachloroethane	0.19	U	0.19	0.50	µg/L	1	01/12/07 17:43	41477
Tetrachloroethene	0.74	U	0.74	1.0	µg/L	1	01/12/07 17:43	41477
Toluene	0.15	U	0.15	1.0	µg/L	1	01/12/07 17:43	41477
1,1,1-Trichloroethane	0.66	U	0.66	1.0	µg/L	1	01/12/07 17:43	41477
1,1,2-Trichloroethane	0.50	U	0.50	1.0	µg/L	1	01/12/07 17:43	41477
Trichloroethene	0.61	U	0.61	1.0	µg/L	1	01/12/07 17:43	41477
Trichlorofluoromethane	0.20	U	0.20	1.0	µg/L	1	01/12/07 17:43	41477
1,2,3-Trichloropropane	0.20	U	0.20	0.50	µg/L	1	01/12/07 17:43	41477
Vinyl acetate	0.79	U	0.79	2.0	µg/L	1	01/12/07 17:43	41477
Vinyl chloride	0.37	U	0.37	1.0	µg/L	1	01/12/07 17:43	41477
Xylenes, Total	0.32	U	0.32	1.0	µg/L	1	01/12/07 17:43	41477
Surr: 4-Bromofluorobenzene	89.2		0	83.1-105	%REC	1	01/12/07 17:43	41477
Surr: Dibromofluoromethane	104		0	81.7-122	%REC	1	01/12/07 17:43	41477
Surr: 1,2-Dichloroethane-d4	108		0	78.1-130	%REC	1	01/12/07 17:43	41477
Surr: Toluene-d8	96.7		0	82.5-114	%REC	1	01/12/07 17:43	41477

Data Qualifier Code Key:
I Analyte detected below quantitation limits
U Not Detected Above the MDL

PART III ANALYTICAL RESULTS

Facility GMS #: 4051C00030

Sampling Date/Time: 10/03/06 13:00

Test Site ID #: 4051A16509

Report Period: / Quarter (year/quarter)

Well Name: 2MW-5

Well Purged (Y/N): YES

Classification of Groundwater: Surficial

Well Type: ( ) Background
( ) Intermediate
(XXX) Compliance
( ) Other

Groundwater Elevation (NGVD): Dry

or (MSL):

Storet Code	Parameter Monitored	Sampling Method	Field Filtered Y/N	Analysis Method	Analysis Date/Time	*Analysis Results/Units		Detection Limits/Units	
000929	Sodium	Well Wiz. Ded. Mon. System	No	SM 3111B		DRY	mg/L	0.10	mg/L
001045	Iron	"	"	SM 3111B		DRY	mg/L	0.02	mg/L
071900	Mercury	"	"	SM 3112B		DRY	mg/L	0.0005	mg/L
000400	pH-Field	"	"	SM 4500H+B		DRY	Std. Units	0.01	Std. Units
000010	Temperature (Field)	"	"	SM 2550B		DRY	°C	0	°C
000095	Specific Cond. (Field)	"	"	SM 2510B		DRY	µmhos/cm	0.0	µmhos/cm
000344	D.O. (Field)	"	"	SM 45000G		DRY	mg/L	0.0	mg/L
082079	Turbidity	"	"	SM 2130B		DRY	NTU	0.01	NTU
000940	Chloride	"	"	SM 4500Cl-B		DRY	mg/L	0.47	mg/L
070300	Total Dis. Solids	"	"	SM 2540C		DRY	mg/L	17.3	mg/L
000610	Ammonia	"	"	SM 4500NH_3H		DRY	mg/L	0.08	mg/L
000620	Nitrate	"	"	SM 4500$N0_3$F		DRY	mg/L	0.03	mg/L
072020	Water Level (MSL)	"	"			DRY	Feet		Feet

*Attach Laboratory Reports

mo/lifil24(7)

PASCO COUNTY, FLORIDA

ENVIRONMENTAL LABORATORY
8864 GOVERNMENT DRIVE
NEW PORT RICHEY, FL 34654
PHONE 727-847-8902

DHRS E44123
CONTACTS:
GLORIA KRUEGER
BILL WARGO

REPORT OF ANALYSES

Resource Recovery
Class I Landfill
Hays Road
Shady Hills, Fl
John Power

Date: 10/10/2006

SAMPLE NUMBER	AA74921	SAMPLE ID 4MW5 @ RESREC	SAMPLE MATRIX GW
DATE SAMPLED	10/3/2006		TIME SAMPLED 14:14
DATE RECEIVED	10/3/2006	SAMPLER CSC	RECEIVED BY GK
TIME RECEIVED	16:00	DELIVERED BY CSC	SAMPLE TYPE Pumped

ANALYSIS	METHOD	ANALYSIS DATE	ANALYSIS TIME	BY	RESULT	QUAL	UNIT	DET. LIMIT
Color by Observation	Observation	10/3/2006	14:14	CSC	CLEAR			
Conductivity Field	SM2510B	10/3/2006	14:14	CSC	558		umhos/cm	
Dissolved Oxygen Field	SM4500OG	10/3/2006	14:14	CSC	2.00		mg/L	0.00
pH Field	SM4500HB	10/3/2006	14:14	CSC	7.20		std units	
Temperature Field	SM2550B	10/3/2006	14:14	CSC	25.40		deg C	
Water Level		10/3/2006	14:14	CSC	25.73		Feet N.G.V	
Iron, Total, Flame	SM3111B	10/4/2006	12:00	TER	0.02		mg/L	0.01
Mercury, Total, CVAA	SM3112B	10/9/2006	9:45	TER	<0.0005	U	mg/L	).000[illegible]
Sodium, Total, Flame	SM3111B	10/4/2006	11:30	TER	26.5	L	mg/L	0.20
Ammonia	SM4500NH	10/9/2006	12:30	CEM	6.86		mg/L	0.04
Nitrate	SM4500NO	10/6/2006	11:25	CEM	0.74		mg/L	0.02

ANALYSIS COMMENTS:

All calulations are on wet weight basis

LABORATORY DIRECTOR Carolin E. Mulke

THIS DOCUMENT MEETS NELAC STANDARDS

NELAC Certification # E44123

PASCO COUNTY, FLORIDA

ENVIRONMENTAL LABORATORY
8864 GOVERNMENT DRIVE
NEW PORT RICHEY, FL 34654
PHONE 727-847-8902

DHRS E44123
CONTACTS:
GLORIA KRUEGER
BILL WARGO

REPORT OF ANALYSES

Resource Recovery
Class I Landfill
Hays Road
Shady Hills, Fl
John Power

Date: 10/10/2006

SAMPLE NUMBER	AA74921	SAMPLE ID 4MW5 @ RESREC	SAMPLE MATRIX GW
DATE SAMPLED	10/3/2006		TIME SAMPLED 14:14
DATE RECEIVED	10/3/2006	SAMPLER CSC	RECEIVED BY GK
TIME RECEIVED	16:00	DELIVERED BY CSC	SAMPLE TYPE Pumped

ANALYSIS	METHOD	ANALYSIS DATE	ANALYSIS TIME	ANALYSIS BY	RESULT	QUAL	UNIT	DET. LIMIT
Total Dissolved Solids	SM2540C	10/3/2006	16:00	AS	86		mg/L	26.3
Chloride	SM4500CLE	10/5/2006	9:00	CEM	88.9		mg/L	0.45
Turbidity	SM2130B	10/3/2006	16:30	CSC	0.25		NTU's	

ANALYSIS COMMENTS:

All calulations are on wet weight basis

LABORATORY DIRECTOR Carolin E. Pulker

THIS DOCUMENT MEETS NELAC STANDARDS

NELAC Certification # E44123

PART III ANALYTICAL RESULTS

Facility GMS #: 4051C00030

Sampling Date/Time: 10/03/06 14:14

Test Site ID #: 4051A16514

Report Period: 2006 / Quarter III (year/quarter)

Well Name: 4MW-5

Well Purged (Y/N): YES

Classification of Groundwater: Floridan

Well Type: ( ) Background
( ) Intermediate
(XXX) Compliance
( ) Other

Groundwater Elevation (NGVD): 25.73

or (MSL):

Storet Code	Parameter Monitored	Sampling Method	Field Filtered Y/N	Analysis Method	Analysis Date/Time	*Analysis Results/Units		Detection Limits/Units	
000929	Sodium	Well Wiz. Ded. Mon. System	No	SM 3111B	10/04/06 11:30	26.5	mg/L	0.10	mg/L
001045	Iron	"	"	SM 3111B	10/04/06 12:00	0.02	mg/L	0.02	mg/L
071900	Mercury	"	"	SM 3112B	10/09/06 9:45	<0.0005	mg/L	0.0005	mg/L
000400	pH-Field	"	"	SM 4500H+B	10/03/06 14:14	7.20	Std. Units	0.01	Std. Units
000010	Temperature (Field)	"	"	SM 2550B	10/03/06 14:14	25.40	°C	0	°C
000095	Specific Cond. (Field)	"	"	SM 2510B	10/03/06 14:14	558	µmhos/cm	0.0	µmhos/cm
000344	D.O. (Field)	"	"	SM 45000G	10/03/06 14:14	2.00	mg/L	0.0	mg/L
082079	Turbidity	"	"	SM 2130B	10/03/06 16:30	0.25	NTU	0.01	NTU
000940	Chloride	"	"	SM 4500Cl-B	10/05/06 9:00	88.9	mg/L	0.47	mg/L
070300	Total Dis. Solids	"	"	SM 2540C	10/03/06 16:00	86	mg/L	17.3	mg/L
000610	Ammonia	"	"	SM 4500NH_3H	10/09/06 12:30	6.86	mg/L	0.08	mg/L
000620	Nitrate	"	"	SM 4500$N0_3$F	10/06/06 11:25	0.74	mg/L	0.03	mg/L
072020	Water Level (MSL)	"	"		10/03/06 14:14	25.73	Feet		Feet

*Attach Laboratory Reports

mo/llfil24(8)

ELAB, Inc. 8 East Tower Cr., Ormond Beach, FL 32174-8759 **Date:** *08-Dec-06*

Analytical Report

CLIENT: Pasco County Environmental Laboratory
Lab Order: F06110795
Project: Resource Recovery
Lab ID: F06110795-005

Client Sample ID: 4MW5
Collection Date: 10/3/2006 2:14:00 PM
Sample Description:
Matrix: Groundwater

Analyses	Result	Qual	MDL	RL	Units	DF	Date Analyzed	Batch ID
ICP METALS		**SW6010**	PrepDate: **11/20/2006 11:48:00**				Analyst: **TPI**	
Arsenic	0.0028	U	0.0028	0.010	mg/L	1	11/21/06 03:47	40382
Barium	0.012		0.0014	0.010	mg/L	1	11/21/06 03:47	40382
Beryllium	0.00016	U	0.00016	0.0010	mg/L	1	11/21/06 03:47	40382
Cadmium	0.00036	U	0.00036	0.0010	mg/L	1	11/21/06 03:47	40382
Chromium	0.00073	I	0.00065	0.0050	mg/L	1	11/21/06 03:47	40382
Cobalt	0.0010	U	0.0010	0.010	mg/L	1	11/21/06 03:47	40382
Copper	0.0021	U	0.0021	0.0050	mg/L	1	11/21/06 03:47	40382
Lead	0.0026	U	0.0026	0.010	mg/L	1	11/21/06 03:47	40382
Nickel	0.0015	U	0.0015	0.0050	mg/L	1	11/21/06 03:47	40382
Selenium	0.0042	U	0.0042	0.015	mg/L	1	11/21/06 03:47	40382
Silver	0.00091	U	0.00091	0.0050	mg/L	1	11/21/06 03:47	40382
Vanadium	0.0022	I	0.0016	0.010	mg/L	1	11/21/06 03:47	40382
Zinc	0.0032	U	0.0032	0.020	mg/L	1	11/21/06 03:47	40382
ICP/MS METALS		**SW6020**	PrepDate: **11/20/2006 11:48:00**				Analyst: **DSK**	
Antimony	0.00040	U	0.00040	0.0010	mg/L	1	11/29/06 15:44	40382
Thallium	0.00012	U	0.00012	0.0010	mg/L	1	11/29/06 15:44	40382

Data Qualifier Code Key:

I Analyte detected below quantitation limits
U Not Detected Above the MDL
V Analyte detected in the associated Method Blank

ELAB, Inc. 8 East Tower Cr., Ormond Beach, FL 32174-8759 **Date:** *17-Jan-07*

Analytical Report

CLIENT: Pasco County Environmental Laboratory
Lab Order: F07010443
Project: Resource Recovery
Lab ID: F07010443-005

Client Sample ID: 4MW5
Collection Date: 1/10/2007 12:50:00 PM
Sample Description:
Matrix: Groundwater

Analyses	Result	Qual	MDL	RL	Units	DF	Date Analyzed	Batch ID
8011: EDB AND DBCP		**SW8011**	PrepDate:	**1/16/2007 12:10:00**			Analyst: **BC**	
1,2-Dibromo-3-chloropropane	0.0060	U	0.0060	0.020	µg/L	1	01/16/07 19:59	41489
Ethylene Dibromide	0.0063	U	0.0063	0.010	µg/L	1	01/16/07 19:59	41489
Surr: 4-Bromofluorobenzene	94.9		0	60-140	%REC	1	01/16/07 19:59	41489
8260: VOLATILE ORGANIC COMPOUNDS		**SW8260**	PrepDate:	**1/12/2007**			Analyst: **PAN**	
Acetone	2.5	U	2.5	10	µg/L	1	01/12/07 18:14	41477
Acrylonitrile	0.72	U	0.72	10	µg/L	1	01/12/07 18:14	41477
Benzene	0.16	U	0.16	1.0	µg/L	1	01/12/07 18:14	41477
Bromochloromethane	0.64	U	0.64	1.0	µg/L	1	01/12/07 18:14	41477
Bromodichloromethane	0.37	U	0.37	0.60	µg/L	1	01/12/07 18:14	41477
Bromoform	0.42	U	0.42	1.0	µg/L	1	01/12/07 18:14	41477
Bromomethane	0.26	U	0.26	1.0	µg/L	1	01/12/07 18:14	41477
2-Butanone	0.65	U	0.65	10	µg/L	1	01/12/07 18:14	41477
Carbon disulfide	0.81	U	0.81	1.0	µg/L	1	01/12/07 18:14	41477
Carbon tetrachloride	0.78	U	0.78	1.0	µg/L	1	01/12/07 18:14	41477
Chlorobenzene	0.17	U	0.17	1.0	µg/L	1	01/12/07 18:14	41477
Chloroethane	0.52	U	0.52	1.0	µg/L	1	01/12/07 18:14	41477
Chloroform	0.60	U	0.60	1.0	µg/L	1	01/12/07 18:14	41477
Chloromethane	0.60	U	0.60	1.0	µg/L	1	01/12/07 18:14	41477
Dibromochloromethane	0.20	U	0.20	0.50	µg/L	1	01/12/07 18:14	41477
Dibromomethane	0.94	U	0.94	1.0	µg/L	1	01/12/07 18:14	41477
trans-1,4-Dichloro-2-butene	2.1	U	2.1	10	µg/L	1	01/12/07 18:14	41477
1,2-Dichlorobenzene	0.11	U	0.11	1.0	µg/L	1	01/12/07 18:14	41477
1,4-Dichlorobenzene	0.86	U	0.86	1.0	µg/L	1	01/12/07 18:14	41477
1,1-Dichloroethane	0.81	U	0.81	1.0	µg/L	1	01/12/07 18:14	41477
1,2-Dichloroethane	0.92	U	0.92	1.0	µg/L	1	01/12/07 18:14	41477
1,1-Dichloroethene	0.81	U	0.81	1.0	µg/L	1	01/12/07 18:14	41477
cis-1,2-Dichloroethene	0.92	U	0.92	1.0	µg/L	1	01/12/07 18:14	41477
trans-1,2-Dichloroethene	0.46	U	0.46	1.0	µg/L	1	01/12/07 18:14	41477
1,2-Dichloropropane	0.13	U	0.13	1.0	µg/L	1	01/12/07 18:14	41477
cis-1,3-Dichloropropene	0.19	U	0.19	0.50	µg/L	1	01/12/07 18:14	41477
trans-1,3-Dichloropropene	0.33	U	0.33	0.50	µg/L	1	01/12/07 18:14	41477
Ethylbenzene	0.47	U	0.47	1.0	µg/L	1	01/12/07 18:14	41477
2-Hexanone	0.59	U	0.59	10	µg/L	1	01/12/07 18:14	41477
Iodomethane	0.80	U	0.80	1.0	µg/L	1	01/12/07 18:14	41477
4-Methyl-2-pentanone	0.76	U	0.76	10	µg/L	1	01/12/07 18:14	41477

Data Qualifier Code Key:
I Analyte detected below quantitation limits
U Not Detected Above the MDL

ELAB, Inc. 8 East Tower Cr., Ormond Beach, FL 32174-8759 **Date:** *17-Jan-07*

Analytical Report

CLIENT: Pasco County Environmental Laboratory
Lab Order: F07010443
Project: Resource Recovery
Lab ID: F07010443-005

Client Sample ID: 4MW5
Collection Date: 1/10/2007 12:50:00 PM
Sample Description:
Matrix: Groundwater

Analyses	Result	Qual	MDL	RL	Units	DF	Date Analyzed	Batch ID
8260: VOLATILE ORGANIC COMPOUNDS		**SW8260**	PrepDate:	**1/12/2007**			Analyst: **PAN**	
Methylene chloride	0.33	U	0.33	5.0	µg/L	1	01/12/07 18:14	41477
Styrene	0.59	U	0.59	1.0	µg/L	1	01/12/07 18:14	41477
1,1,1,2-Tetrachloroethane	0.69	U	0.69	1.0	µg/L	1	01/12/07 18:14	41477
1,1,2,2-Tetrachloroethane	0.19	U	0.19	0.50	µg/L	1	01/12/07 18:14	41477
Tetrachloroethene	0.74	U	0.74	1.0	µg/L	1	01/12/07 18:14	41477
Toluene	0.15	U	0.15	1.0	µg/L	1	01/12/07 18:14	41477
1,1,1-Trichloroethane	0.66	U	0.66	1.0	µg/L	1	01/12/07 18:14	41477
1,1,2-Trichloroethane	0.50	U	0.50	1.0	µg/L	1	01/12/07 18:14	41477
Trichloroethene	0.61	U	0.61	1.0	µg/L	1	01/12/07 18:14	41477
Trichlorofluoromethane	0.20	U	0.20	1.0	µg/L	1	01/12/07 18:14	41477
1,2,3-Trichloropropane	0.20	U	0.20	0.50	µg/L	1	01/12/07 18:14	41477
Vinyl acetate	0.79	U	0.79	2.0	µg/L	1	01/12/07 18:14	41477
Vinyl chloride	0.37	U	0.37	1.0	µg/L	1	01/12/07 18:14	41477
Xylenes, Total	0.32	U	0.32	1.0	µg/L	1	01/12/07 18:14	41477
Surr: 4-Bromofluorobenzene	89.4		0	83.1-105	%REC	1	01/12/07 18:14	41477
Surr: Dibromofluoromethane	104		0	81.7-122	%REC	1	01/12/07 18:14	41477
Surr: 1,2-Dichloroethane-d4	107		0	78.1-130	%REC	1	01/12/07 18:14	41477
Surr: Toluene-d8	96.0		0	82.5-114	%REC	1	01/12/07 18:14	41477

Data Qualifier Code Key:
I Analyte detected below quantitation limits
U Not Detected Above the MDL

PART III ANALYTICAL RESULTS

Facility GMS #: 4051C00030

Sampling Date/Time: 10/03/06 9:40

Test Site ID #: 4051A16510

Report Period: 2006 / Quarter III (year/quarter)

Well Name: 2MW-6

Well Purged (Y/N): YES

Classification of Groundwater: Surficial

Well Type: ( ) Background
( ) Intermediate
(XXX) Compliance
( ) Other

Groundwater Elevation (NGVD): Dry

or (MSL):

Storet Code	Parameter Monitored	Sampling Method	Field Filtered Y/N	Analysis Method	Analysis Date/Time	*Analysis Results/Units		Detection Limits/Units	
000929	Sodium	Well Wiz. Ded. Mon. System	No	SM 3111B		DRY	mg/L	0.10	mg/L
001045	Iron	"	"	SM 3111B		DRY	mg/L	0.02	mg/L
071900	Mercury	"	"	SM 3112B		DRY	mg/L	0.0005	mg/L
000400	pH-Field	"	"	SM 4500H+B		DRY	Std. Units	0.01	Std. Units
000010	Temperature (Field)	"	"	SM 2550B		DRY	°C	0	°C
000095	Specific Cond. (Field)	"	"	SM 2510B		DRY	µmhos/cm	0.0	µmhos/cm
000344	D.O. (Field)	"	"	SM 45000G		DRY	mg/L	0.0	mg/L
082079	Turbidity	"	"	SM 2130B		DRY	NTU	0.01	NTU
000940	Chloride	"	"	SM 4500Cl-B		DRY	mg/L	0.47	mg/L
070300	Total Dis. Solids	"	"	SM 2540C		DRY	mg/L	17.3	mg/L
000610	Ammonia	"	"	SM 4500NH_3H		DRY	mg/L	0.08	mg/L
000620	Nitrate	"	"	SM 4500$N0_3$F		DRY	mg/L	0.03	mg/L
072020	Water Level (MSL)	"	"			DRY	Feet		Feet

*Attach Laboratory Reports

mo/IIfil24(9)

PASCO COUNTY, FLORIDA

ENVIRONMENTAL LABORATORY
8864 GOVERNMENT DRIVE
NEW PORT RICHEY, FL 34654
PHONE 727-847-8902

DHRS E44123
CONTACTS:
GLORIA KRUEGER
BILL WARGO

REPORT OF ANALYSES

Resource Recovery
Class I Landfill
Hays Road
Shady Hills, Fl
John Power

Date: 10/10/2006

SAMPLE NUMBER	AA74923	SAMPLE ID 4MW6 @ RESREC	SAMPLE MATRIX GW
DATE SAMPLED	10/3/2006		TIME SAMPLED 12:35
DATE RECEIVED	10/3/2006	SAMPLER CSC	RECEIVED BY GK
TIME RECEIVED	16:00	DELIVERED BY CSC	SAMPLE TYPE Pumped

ANALYSIS	METHOD	ANALYSIS DATE	ANALYSIS TIME	ANALYSIS BY	RESULT	QUAL	UNIT	DET. LIMIT
Color by Observation	Observation	10/3/2006	12:35	CSC	CLEAR			
Conductivity Field	SM2510B	10/3/2006	12:35	CSC	140		umhos/cm	
Dissolved Oxygen Field	SM4500OG	10/3/2006	12:35	CSC	5.15		mg/L	0.00
pH Field	SM4500HB	10/3/2006	12:35	CSC	7.80		std units	
Temperature Field	SM2550B	10/3/2006	12:35	CSC	24.80		deg C	
Water Level		10/3/2006	12:35	CSC	28.78		Feet N.G.V	
Iron, Total, Flame	SM3111B	10/4/2006	12:00	TER	0.01		mg/L	0.01
Mercury, Total, CVAA	SM3112B	10/9/2006	9:45	TER	<0.0005	U	mg/L	).000
Sodium, Total, Flame	SM3111B	10/4/2006	11:30	TER	3.71		mg/L	0.20
Ammonia	SM4500NH	10/9/2006	12:30	CEM	1.86		mg/L	0.04
Nitrate	SM4500NO	10/6/2006	11:25	CEM	1.44		mg/L	0.02

ANALYSIS COMMENTS:

All calulations are on wet weight basis

LABORATORY DIRECTOR Carolin E. Mulkey

THIS DOCUMENT MEETS NELAC STANDARDS

NELAC Certification # E44123

PASCO COUNTY, FLORIDA

ENVIRONMENTAL LABORATORY
8864 GOVERNMENT DRIVE
NEW PORT RICHEY, FL 34654
PHONE 727-847-8902

DHRS E44123
CONTACTS:
GLORIA KRUEGER
BILL WARGO

REPORT OF ANALYSES

Resource Recovery
Class I Landfill
Hays Road
Shady Hills, Fl
John Power

Date: 10/10/2006

SAMPLE NUMBER	AA74923	SAMPLE ID 4MW6 @ RESREC		SAMPLE MATRIX	GW
DATE SAMPLED	10/3/2006			TIME SAMPLED	12:35
DATE RECEIVED	10/3/2006	SAMPLER CSC		RECEIVED BY	GK
TIME RECEIVED	16:00	DELIVERED BY CSC		SAMPLE TYPE	Pumped

ANALYSIS	METHOD	DATE	ANALYSIS TIME	BY	RESULT	QUAL	UNIT	DET. LIMIT
Total Dissolved Solids	SM2540C	10/3/2006	16:00	AS	436		mg/L	26.3
Chloride	SM4500CLE	10/5/2006	9:00	CEM	12.3		mg/L	0.45
Turbidity	SM2130B	10/3/2006	16:30	CSC	0.40		NTU's	

ANALYSIS COMMENTS:

All calulations are on wet weight basis

LABORATORY DIRECTOR Cordia E. Mulkey

THIS DOCUMENT MEETS NELAC STANDARDS

NELAC Certification # E44123

PART III ANALYTICAL RESULTS

Facility GMS #: 4051C00030

Sampling Date/Time: 10/03/06 12:35

Test Site ID #: 4051A16515

Report Period: 2006 / Quarter III (year/quarter)

Well Name: 4MW-6

Well Purged (Y/N): YES

Classification of Groundwater: Floridan

Well Type: ( ) Background ( ) Intermediate (XXX) Compliance ( ) Other

Groundwater Elevation (NGVD): 28.78

or (MSL):

Storet Code	Parameter Monitored	Sampling Method	Field Filtered Y/N	Analysis Method	Analysis Date/Time	*Analysis Results/Units		Detection Limits/Units	
000929	Sodium	Well Wiz. Ded. Mon. System	No	SM 3111B	10/04/06 11:30	3.71	mg/L	0.10	mg/L
001045	Iron	"	"	SM 3111B	10/04/06 12:00	0.01	mg/L	0.02	mg/L
071900	Mercury	"	"	SM 3112B	10/09/06 9:45	<0.0005	mg/L	0.0005	mg/L
000400	pH-Field	"	"	SM 4500H+B	10/03/06 12:35	7.80	Std. Units	0.01	Std. Units
000010	Temperature (Field)	"	"	SM 2550B	10/03/06 12:35	24.80	°C	0	°C
000095	Specific Cond. (Field)	"	"	SM 2510B	10/03/06 12:35	140	µmhos/cm	0.0	µmhos/cm
000344	D.O. (Field)	"	"	SM 45000G	10/03/06 12:35	5.15	mg/L	0.0	mg/L
082079	Turbidity	"	"	SM 2130B	10/03/06 16:30	0.40	NTU	0.01	NTU
000940	Chloride	"	"	SM 4500Cl-B	10/05/06 9:00	12.3	mg/L	0.47	mg/L
070300	Total Dis. Solids	"	"	SM 2540C	10/03/06 16:00	436	mg/L	17.3	mg/L
000610	Ammonia	"	"	SM 4500NH$_3$H	10/09/06 12:30	1.86	mg/L	0.08	mg/L
000620	Nitrate	"	"	SM 4500N0$_3$F	10/06/06 11:25	1.44	mg/L	0.03	mg/L
072020	Water Level (MSL)	"	"		10/03/06 12:35	28.78	Feet		Feet

*Attach Laboratory Reports

mo/llfil24(10)

ELAB, Inc. 8 East Tower Cr., Ormond Beach, FL 32174-8759 **Date:** *08-Dec-06*

Analytical Report

CLIENT: Pasco County Environmental Laboratory
Lab Order: F06110795
Project: Resource Recovery
Lab ID: F06110795-006

Client Sample ID: 4MW6
Collection Date: 10/3/2006 12:35:00 PM
Sample Description:
Matrix: Groundwater

Analyses	Result	Qual	MDL	RL	Units	DF	Date Analyzed	Batch ID
ICP METALS		**SW6010**	PrepDate: **11/20/2006 11:48:00**				Analyst: **TPI**	
Arsenic	0.0028	U	0.0028	0.010	mg/L	1	11/21/06 03:51	40382
Barium	0.0051	I	0.0014	0.010	mg/L	1	11/21/06 03:51	40382
Beryllium	0.00016	U	0.00016	0.0010	mg/L	1	11/21/06 03:51	40382
Cadmium	0.00036	U	0.00036	0.0010	mg/L	1	11/21/06 03:51	40382
Chromium	0.00094	I	0.00065	0.0050	mg/L	1	11/21/06 03:51	40382
Cobalt	0.0010	U	0.0010	0.010	mg/L	1	11/21/06 03:51	40382
Copper	0.0021	U	0.0021	0.0050	mg/L	1	11/21/06 03:51	40382
Lead	0.0026	U	0.0026	0.010	mg/L	1	11/21/06 03:51	40382
Nickel	0.0015	U	0.0015	0.0050	mg/L	1	11/21/06 03:51	40382
Selenium	0.0042	U	0.0042	0.015	mg/L	1	11/21/06 03:51	40382
Silver	0.00091	U	0.00091	0.0050	mg/L	1	11/21/06 03:51	40382
Vanadium	0.0042	I	0.0016	0.010	mg/L	1	11/21/06 03:51	40382
Zinc	0.0032	U	0.0032	0.020	mg/L	1	11/21/06 03:51	40382
ICP/MS METALS		**SW6020**	PrepDate: **11/20/2006 11:48:00**				Analyst: **DSK**	
Antimony	0.00040	U	0.00040	0.0010	mg/L	1	11/29/06 15:48	40382
Thallium	0.00012	U	0.00012	0.0010	mg/L	1	11/29/06 15:48	40382

Data Qualifier Code Key:

I Analyte detected below quantitation limits
V Analyte detected in the associated Method Blank
U Not Detected Above the MDL

ELAB, Inc. 8 East Tower Cr., Ormond Beach, FL 32174-8759 **Date:** *17-Jan-07*

Analytical Report

CLIENT: Pasco County Environmental Laboratory
Lab Order: F07010443
Project: Resource Recovery
Lab ID: F07010443-006

Client Sample ID: 4MW6
Collection Date: 1/10/2007 10:15:00 AM
Sample Description:
Matrix: Groundwater

Analyses	Result	Qual	MDL	RL	Units	DF	Date Analyzed	Batch ID
8011: EDB AND DBCP		**SW8011**	PrepDate: **1/16/2007 12:10:00**				Analyst: **BC**	
1,2-Dibromo-3-chloropropane	0.0060	U	0.0060	0.020	µg/L	1	01/16/07 20:18	41489
Ethylene Dibromide	0.0063	U	0.0063	0.010	µg/L	1	01/16/07 20:18	41489
Surr: 4-Bromofluorobenzene	98.1		0	60-140	%REC	1	01/16/07 20:18	41489
8260: VOLATILE ORGANIC COMPOUNDS		**SW8260**	PrepDate: **1/12/2007**				Analyst: **PAN**	
Acetone	2.5	U	2.5	10	µg/L	1	01/12/07 18:46	41477
Acrylonitrile	0.72	U	0.72	10	µg/L	1	01/12/07 18:46	41477
Benzene	0.16	U	0.16	1.0	µg/L	1	01/12/07 18:46	41477
Bromochloromethane	0.64	U	0.64	1.0	µg/L	1	01/12/07 18:46	41477
Bromodichloromethane	0.37	U	0.37	0.60	µg/L	1	01/12/07 18:46	41477
Bromoform	0.42	U	0.42	1.0	µg/L	1	01/12/07 18:46	41477
Bromomethane	0.26	U	0.26	1.0	µg/L	1	01/12/07 18:46	41477
2-Butanone	0.65	U	0.65	10	µg/L	1	01/12/07 18:46	41477
Carbon disulfide	0.81	U	0.81	1.0	µg/L	1	01/12/07 18:46	41477
Carbon tetrachloride	0.78	U	0.78	1.0	µg/L	1	01/12/07 18:46	41477
Chlorobenzene	0.17	U	0.17	1.0	µg/L	1	01/12/07 18:46	41477
Chloroethane	0.52	U	0.52	1.0	µg/L	1	01/12/07 18:46	41477
Chloroform	0.60	U	0.60	1.0	µg/L	1	01/12/07 18:46	41477
Chloromethane	0.60	U	0.60	1.0	µg/L	1	01/12/07 18:46	41477
Dibromochloromethane	0.20	U	0.20	0.50	µg/L	1	01/12/07 18:46	41477
Dibromomethane	0.94	U	0.94	1.0	µg/L	1	01/12/07 18:46	41477
trans-1,4-Dichloro-2-butene	2.1	U	2.1	10	µg/L	1	01/12/07 18:46	41477
1,2-Dichlorobenzene	0.11	U	0.11	1.0	µg/L	1	01/12/07 18:46	41477
1,4-Dichlorobenzene	0.86	U	0.86	1.0	µg/L	1	01/12/07 18:46	41477
1,1-Dichloroethane	0.81	U	0.81	1.0	µg/L	1	01/12/07 18:46	41477
1,2-Dichloroethane	0.92	U	0.92	1.0	µg/L	1	01/12/07 18:46	41477
1,1-Dichloroethene	0.81	U	0.81	1.0	µg/L	1	01/12/07 18:46	41477
cis-1,2-Dichloroethene	0.92	U	0.92	1.0	µg/L	1	01/12/07 18:46	41477
trans-1,2-Dichloroethene	0.46	U	0.46	1.0	µg/L	1	01/12/07 18:46	41477
1,2-Dichloropropane	0.13	U	0.13	1.0	µg/L	1	01/12/07 18:46	41477
cis-1,3-Dichloropropene	0.19	U	0.19	0.50	µg/L	1	01/12/07 18:46	41477
trans-1,3-Dichloropropene	0.33	U	0.33	0.50	µg/L	1	01/12/07 18:46	41477
Ethylbenzene	0.47	U	0.47	1.0	µg/L	1	01/12/07 18:46	41477
2-Hexanone	0.59	U	0.59	10	µg/L	1	01/12/07 18:46	41477
Iodomethane	0.80	U	0.80	1.0	µg/L	1	01/12/07 18:46	41477
4-Methyl-2-pentanone	0.76	U	0.76	10	µg/L	1	01/12/07 18:46	41477

Data Qualifier Code Key:
I Analyte detected below quantitation limits
U Not Detected Above the MDL

ELAB, Inc. 8 East Tower Cr., Ormond Beach, FL 32174-8759 **Date:** *17-Jan-07*

Analytical Report

CLIENT: Pasco County Environmental Laboratory
Lab Order: F07010443
Project: Resource Recovery
Lab ID: F07010443-006

Client Sample ID: 4MW6
Collection Date: 1/10/2007 10:15:00 AM
Sample Description:
Matrix: Groundwater

Analyses	Result	Qual	MDL	RL	Units	DF	Date Analyzed	Batch ID
8260: VOLATILE ORGANIC COMPOUNDS		**SW8260**	PrepDate: **1/12/2007**				Analyst: **PAN**	
Methylene chloride	0.33	U	0.33	5.0	µg/L	1	01/12/07 18:46	41477
Styrene	0.59	U	0.59	1.0	µg/L	1	01/12/07 18:46	41477
1,1,1,2-Tetrachloroethane	0.69	U	0.69	1.0	µg/L	1	01/12/07 18:46	41477
1,1,2,2-Tetrachloroethane	0.19	U	0.19	0.50	µg/L	1	01/12/07 18:46	41477
Tetrachloroethene	0.74	U	0.74	1.0	µg/L	1	01/12/07 18:46	41477
Toluene	0.15	U	0.15	1.0	µg/L	1	01/12/07 18:46	41477
1,1,1-Trichloroethane	0.66	U	0.66	1.0	µg/L	1	01/12/07 18:46	41477
1,1,2-Trichloroethane	0.50	U	0.50	1.0	µg/L	1	01/12/07 18:46	41477
Trichloroethene	0.61	U	0.61	1.0	µg/L	1	01/12/07 18:46	41477
Trichlorofluoromethane	0.20	U	0.20	1.0	µg/L	1	01/12/07 18:46	41477
1,2,3-Trichloropropane	0.20	U	0.20	0.50	µg/L	1	01/12/07 18:46	41477
Vinyl acetate	0.79	U	0.79	2.0	µg/L	1	01/12/07 18:46	41477
Vinyl chloride	0.37	U	0.37	1.0	µg/L	1	01/12/07 18:46	41477
Xylenes, Total	0.32	U	0.32	1.0	µg/L	1	01/12/07 18:46	41477
Surr: 4-Bromofluorobenzene	88.8		0	83.1-105	%REC	1	01/12/07 18:46	41477
Surr: Dibromofluoromethane	105		0	81.7-122	%REC	1	01/12/07 18:46	41477
Surr: 1,2-Dichloroethane-d4	108		0	78.1-130	%REC	1	01/12/07 18:46	41477
Surr: Toluene-d8	97.0		0	82.5-114	%REC	1	01/12/07 18:46	41477

Data Qualifier Code Key:
I Analyte detected below quantitation limits
U Not Detected Above the MDL

PASCO COUNTY, FLORIDA

ENVIRONMENTAL LABORATORY
8864 GOVERNMENT DRIVE
NEW PORT RICHEY, FL 34654
PHONE 727-847-8902

DHRS E44123
CONTACTS:
GLORIA KRUEGER
BILL WARGO

REPORT OF ANALYSES

Resource Recovery
Class I Landfill
Hays Road
Shady Hills, Fl
John Power

Date: 10/10/2006

SAMPLE NUMBER	AA75002	SAMPLE ID 4MW11D @ RESREC	SAMPLE MATRIX GW
DATE SAMPLED	10/4/2006		TIME SAMPLED 9:26
DATE RECEIVED	10/4/2006	SAMPLER CSC	RECEIVED BY GK
TIME RECEIVED	16:10	DELIVERED BY CSC	SAMPLE TYPE Pumped

ANALYSIS	METHOD	ANALYSIS DATE	ANALYSIS TIME	BY	RESULT	QUAL	UNIT	DET. LIMIT
Color by Observation	Observation	10/4/2006	9:26	CSC	CLEAR			
Conductivity Field	SM2510B	10/4/2006	9:26	CSC	275		umhos/cm	
Dissolved Oxygen Field	SM4500OG	10/4/2006	9:26	CSC	2.44		mg/L	0.00
pH Field	SM4500HB	10/4/2006	9:26	CSC	7.17		std units	
Temperature Field	SM2550B	10/4/2006	9:26	CSC	24.40		deg C	
Water Level		10/4/2006	9:26	CSC	28.52		Feet N.G.V	
Iron, Total, Flame	SM3111B	10/6/2006	10:50	TER	0.01		mg/L	0.01
Mercury, Total, CVAA	SM3112B	10/9/2006	9:45	TER	<0.0005	U	mg/L	).000
Sodium, Total, Flame	SM3111B	10/6/2006	10:20	TER	4.24		mg/L	0.20
Ammonia	SM4500NH	10/9/2006	12:30	CEM	0.12		mg/L	0.04
Nitrate	SM4500NO	10/6/2006	11:25	CEM	0.35		mg/L	0.02

ANALYSIS COMMENTS:

All calulations are on wet weight basis

LABORATORY DIRECTOR Carolin E. Pulke

THIS DOCUMENT MEETS NELAC STANDARDS

NELAC Certification # E44123

PASCO COUNTY, FLORIDA

ENVIRONMENTAL LABORATORY
8864 GOVERNMENT DRIVE
NEW PORT RICHEY, FL 34654
PHONE 727-847-8902

DHRS E44123
CONTACTS:
GLORIA KRUEGER
BILL WARGO

REPORT OF ANALYSES

Resource Recovery
Class I Landfill
Hays Road
Shady Hills, Fl
John Power

Date: 10/10/2006

SAMPLE NUMBER	AA75002	SAMPLE ID 4MW11D @ RESREC	SAMPLE MATRIX GW
DATE SAMPLED	10/4/2006		TIME SAMPLED 9:26
DATE RECEIVED	10/4/2006	SAMPLER CSC	RECEIVED BY GK
TIME RECEIVED	16:10	DELIVERED BY CSC	SAMPLE TYPE Pumped

ANALYSIS	METHOD	ANALYSIS DATE	ANALYSIS TIME	ANALYSIS BY	RESULT	QUAL	UNIT	DET. LIMIT
Total Dissolved Solids	SM2540C	10/5/2006	15:00	AS	148		mg/L	26.3
Chloride	SM4500CLE	10/5/2006	9:00	CEM	6.30		mg/L	0.45
Turbidity	SM2130B	10/4/2006	16:30	CSC	0.31		NTU's	

ANALYSIS COMMENTS:

All calulations are on wet weight basis

LABORATORY DIRECTOR Carolina E. Pulker

THIS DOCUMENT MEETS NELAC STANDARDS

NELAC Certification # E44123

PART III ANALYTICAL RESULTS

Facility GMS #: 4051C00030

Sampling Date/Time: 10/04/06 9:26

Test Site ID #:

Report Period: 2006 / Semester III (year/quarter)

Well Name: 4MW-11D

Well Purged (Y/N): YES

Classification of Groundwater: Floridan

Well Type: ( ) Background ( ) Intermediate ( ) Compliance ( ) Other

Groundwater Elevation (NGVD): 28.52

or (MSL):

Storet Code	Parameter Monitored	Sampling Method	Field Filtered Y/N	Analysis Method	Analysis Date/Time	*Analysis Results/Units		Detection Limits/Units	
000929	Sodium	Well Wiz. Ded. Mon. System	No	SM 3111B	10/06/06 10:20	4:24	mg/L	0.10	mg/L
001045	Iron	"	"	SM 3111B	10/06/06 10:50	0.01	mg/L	0.02	mg/L
071900	Mercury	"	"	SM 3112B	10/09/06 9:45	<0.0005	mg/L	0.0005	mg/L
000400	pH-Field	"	"	SM 4500H+B	10/04/06 9:26	7.17	Std. Units	0.01	Std. Units
000010	Temperature (Field)	"	"	SM 2550B	10/04/06 9:26	24.40	°C	0	°C
000095	Specific Cond. (Field)	"	"	SM 2510B	10/04/06 9:26	275	µmhos/cm	0.0	µmhos/cm
000344	D.O. (Field)	"	"	SM 45000G	10/04/06 9:26	2.44	mg/L	0.0	mg/L
082079	Turbidity	"	"	SM 2130B	10/04/06 16:30	0.31	NTU	0.01	NTU
000940	Chloride	"	"	SM 4500Cl-B	10/05/06 9:00	6.30	mg/L	0.47	mg/L
070300	Total Dis. Solids	"	"	SM 2540C	10/05/06 15:00	148	mg/L	17.3	mg/L
000610	Ammonia	"	"	SM 4500NH_3H	10/09/06 12:30	0.12	mg/L	0.08	mg/L
000620	Nitrate	"	"	SM 4500$N0_3$F	10/06/06 11:25	0.35	mg/L	0.03	mg/L
072020	Water Level (MSL)	"	"		10/04/06 9:26	28.52	Feet		Feet
900216	Color	"	"	SM 2120B	10/04/06 9:26	Clear	PCU	0.0	PCU

*Attach Laboratory Reports

mo/llfil05(2)

ELAB, Inc. 8 East Tower Cr., Ormond Beach, FL 32174-8759 **Date:** *08-Dec-06*

Analytical Report

CLIENT: Pasco County Environmental Laboratory
Lab Order: F06110795
Project: Resource Recovery
Lab ID: F06110795-007

Client Sample ID: 4MW11
Collection Date: 10/4/2006 9:26:00 AM
Sample Description:
Matrix: Groundwater

Analyses	Result	Qual	MDL	RL	Units	DF	Date Analyzed	Batch ID
ICP METALS		**SW6010**	PrepDate: **11/20/2006 11:48:00**				Analyst: **TPI**	
Arsenic	0.0028	U	0.0028	0.010	mg/L	1	11/21/06 03:56	40382
Barium	0.0063	I	0.0014	0.010	mg/L	1	11/21/06 03:56	40382
Beryllium	0.00016	U	0.00016	0.0010	mg/L	1	11/21/06 03:56	40382
Cadmium	0.00036	U	0.00036	0.0010	mg/L	1	11/21/06 03:56	40382
Chromium	0.00065	U	0.00065	0.0050	mg/L	1	11/21/06 03:56	40382
Cobalt	0.0010	U	0.0010	0.010	mg/L	1	11/21/06 03:56	40382
Copper	0.0021	U	0.0021	0.0050	mg/L	1	11/21/06 03:56	40382
Lead	0.0026	U	0.0026	0.010	mg/L	1	11/21/06 03:56	40382
Nickel	0.0015	U	0.0015	0.0050	mg/L	1	11/21/06 03:56	40382
Selenium	0.0042	U	0.0042	0.015	mg/L	1	11/21/06 03:56	40382
Silver	0.00091	U	0.00091	0.0050	mg/L	1	11/21/06 03:56	40382
Vanadium	0.0016	U	0.0016	0.010	mg/L	1	11/21/06 03:56	40382
Zinc	0.0032	U	0.0032	0.020	mg/L	1	11/21/06 03:56	40382
ICP/MS METALS		**SW6020**	PrepDate: **11/20/2006 11:48:00**				Analyst: **DSK**	
Antimony	0.00040	U	0.00040	0.0010	mg/L	1	11/29/06 15:53	40382
Thallium	0.00012	U	0.00012	0.0010	mg/L	1	11/29/06 15:53	40382

Data Qualifier Code Key:

I Analyte detected below quantitation limits
V Analyte detected in the associated Method Blank
U Not Detected Above the MDL

ELAB, Inc. 8 East Tower Cr., Ormond Beach, FL 32174-8759 **Date:** *17-Jan-07*

Analytical Report

CLIENT: Pasco County Environmental Laboratory
Lab Order: F07010443
Project: Resource Recovery
Lab ID: F07010443-007

Client Sample ID: 4MW11
Collection Date: 1/10/2007 11:30:00 AM
Sample Description:
Matrix: Groundwater

Analyses	Result	Qual	MDL	RL	Units	DF	Date Analyzed	Batch ID
8011: EDB AND DBCP		**SW8011**	PrepDate: **1/16/2007 12:10:00**				Analyst: **BC**	
1,2-Dibromo-3-chloropropane	0.0060	U	0.0060	0.020	µg/L	1	01/16/07 20:36	41489
Ethylene Dibromide	0.0063	U	0.0063	0.010	µg/L	1	01/16/07 20:36	41489
Surr: 4-Bromofluorobenzene	101		0	60-140	%REC	1	01/16/07 20:36	41489
8260: VOLATILE ORGANIC COMPOUNDS		**SW8260**	PrepDate: **1/12/2007**				Analyst: **PAN**	
Acetone	2.5	U	2.5	10	µg/L	1	01/12/07 19:17	41477
Acrylonitrile	0.72	U	0.72	10	µg/L	1	01/12/07 19:17	41477
Benzene	0.16	U	0.16	1.0	µg/L	1	01/12/07 19:17	41477
Bromochloromethane	0.64	U	0.64	1.0	µg/L	1	01/12/07 19:17	41477
Bromodichloromethane	0.37	U	0.37	0.60	µg/L	1	01/12/07 19:17	41477
Bromoform	0.42	U	0.42	1.0	µg/L	1	01/12/07 19:17	41477
Bromomethane	0.26	U	0.26	1.0	µg/L	1	01/12/07 19:17	41477
2-Butanone	0.65	U	0.65	10	µg/L	1	01/12/07 19:17	41477
Carbon disulfide	0.81	U	0.81	1.0	µg/L	1	01/12/07 19:17	41477
Carbon tetrachloride	0.78	U	0.78	1.0	µg/L	1	01/12/07 19:17	41477
Chlorobenzene	0.17	U	0.17	1.0	µg/L	1	01/12/07 19:17	41477
Chloroethane	0.52	U	0.52	1.0	µg/L	1	01/12/07 19:17	41477
Chloroform	0.60	U	0.60	1.0	µg/L	1	01/12/07 19:17	41477
Chloromethane	0.60	U	0.60	1.0	µg/L	1	01/12/07 19:17	41477
Dibromochloromethane	0.20	U	0.20	0.50	µg/L	1	01/12/07 19:17	41477
Dibromomethane	0.94	U	0.94	1.0	µg/L	1	01/12/07 19:17	41477
trans-1,4-Dichloro-2-butene	2.1	U	2.1	10	µg/L	1	01/12/07 19:17	41477
1,2-Dichlorobenzene	0.11	U	0.11	1.0	µg/L	1	01/12/07 19:17	41477
1,4-Dichlorobenzene	0.86	U	0.86	1.0	µg/L	1	01/12/07 19:17	41477
1,1-Dichloroethane	0.81	U	0.81	1.0	µg/L	1	01/12/07 19:17	41477
1,2-Dichloroethane	0.92	U	0.92	1.0	µg/L	1	01/12/07 19:17	41477
1,1-Dichloroethene	0.81	U	0.81	1.0	µg/L	1	01/12/07 19:17	41477
cis-1,2-Dichloroethene	0.92	U	0.92	1.0	µg/L	1	01/12/07 19:17	41477
trans-1,2-Dichloroethene	0.46	U	0.46	1.0	µg/L	1	01/12/07 19:17	41477
1,2-Dichloropropane	0.13	U	0.13	1.0	µg/L	1	01/12/07 19:17	41477
cis-1,3-Dichloropropene	0.19	U	0.19	0.50	µg/L	1	01/12/07 19:17	41477
trans-1,3-Dichloropropene	0.33	U	0.33	0.50	µg/L	1	01/12/07 19:17	41477
Ethylbenzene	0.47	U	0.47	1.0	µg/L	1	01/12/07 19:17	41477
2-Hexanone	0.59	U	0.59	10	µg/L	1	01/12/07 19:17	41477
Iodomethane	0.80	U	0.80	1.0	µg/L	1	01/12/07 19:17	41477
4-Methyl-2-pentanone	0.76	U	0.76	10	µg/L	1	01/12/07 19:17	41477

Data Qualifier Code Key:
I Analyte detected below quantitation limits
U Not Detected Above the MDL

ELAB, Inc. 8 East Tower Cr., Ormond Beach, FL 32174-8759 **Date:** *17-Jan-07*

Analytical Report

CLIENT: Pasco County Environmental Laboratory
Lab Order: F07010443
Project: Resource Recovery
Lab ID: F07010443-007

Client Sample ID: 4MW11
Collection Date: 1/10/2007 11:30:00 AM
Sample Description:
Matrix: Groundwater

Analyses	Result	Qual	MDL	RL	Units	DF	Date Analyzed	Batch ID
8260: VOLATILE ORGANIC COMPOUNDS		**SW8260**	PrepDate:	**1/12/2007**			Analyst: **PAN**	
Methylene chloride	0.33	U	0.33	5.0	µg/L	1	01/12/07 19:17	41477
Styrene	0.59	U	0.59	1.0	µg/L	1	01/12/07 19:17	41477
1,1,1,2-Tetrachloroethane	0.69	U	0.69	1.0	µg/L	1	01/12/07 19:17	41477
1,1,2,2-Tetrachloroethane	0.19	U	0.19	0.50	µg/L	1	01/12/07 19:17	41477
Tetrachloroethene	0.74	U	0.74	1.0	µg/L	1	01/12/07 19:17	41477
Toluene	0.15	U	0.15	1.0	µg/L	1	01/12/07 19:17	41477
1,1,1-Trichloroethane	0.66	U	0.66	1.0	µg/L	1	01/12/07 19:17	41477
1,1,2-Trichloroethane	0.50	U	0.50	1.0	µg/L	1	01/12/07 19:17	41477
Trichloroethene	0.61	U	0.61	1.0	µg/L	1	01/12/07 19:17	41477
Trichlorofluoromethane	0.20	U	0.20	1.0	µg/L	1	01/12/07 19:17	41477
1,2,3-Trichloropropane	0.20	U	0.20	0.50	µg/L	1	01/12/07 19:17	41477
Vinyl acetate	0.79	U	0.79	2.0	µg/L	1	01/12/07 19:17	41477
Vinyl chloride	0.37	U	0.37	1.0	µg/L	1	01/12/07 19:17	41477
Xylenes, Total	0.32	U	0.32	1.0	µg/L	1	01/12/07 19:17	41477
Surr: 4-Bromofluorobenzene	87.8		0	83.1-105	%REC	1	01/12/07 19:17	41477
Surr: Dibromofluoromethane	105		0	81.7-122	%REC	1	01/12/07 19:17	41477
Surr: 1,2-Dichloroethane-d4	107		0	78.1-130	%REC	1	01/12/07 19:17	41477
Surr: Toluene-d8	96.2		0	82.5-114	%REC	1	01/12/07 19:17	41477

Data Qualifier Code Key:
I Analyte detected below quantitation limits
U Not Detected Above the MDL

PASCO COUNTY, FLORIDA

ENVIRONMENTAL LABORATORY
8864 GOVERNMENT DRIVE
NEW PORT RICHEY, FL 34654
PHONE 727-847-8902

DHRS E44123
CONTACTS:
GLORIA KRUEGER
BILL WARGO

REPORT OF ANALYSES

Resource Recovery
Class I Landfill
Hays Road
Shady Hills, Fl
John Power

Date: 10/10/2006

SAMPLE NUMBER	AA75003	SAMPLE ID 4MW12D @ RESREC	SAMPLE MATRIX GW
DATE SAMPLED	10/4/2006		TIME SAMPLED 11:01
DATE RECEIVED	10/4/2006	SAMPLER CSC	RECEIVED BY GK
TIME RECEIVED	16:10	DELIVERED BY CSC	SAMPLE TYPE Pumped

ANALYSIS	METHOD	ANALYSIS DATE	ANALYSIS TIME	BY	RESULT	QUAL	UNIT	DET. LIMIT
Color by Observation	Observation	10/4/2006	11:01	CSC	CLEAR			
Conductivity Field	SM2510B	10/4/2006	11:01	CSC	454		umhos/cm	
Dissolved Oxygen Field	SM4500OG	10/4/2006	11:01	CSC	0.60		mg/L	0.00
pH Field	SM4500HB	10/4/2006	11:01	CSC	6.98		std units	
Temperature Field	SM2550B	10/4/2006	11:01	CSC	25.70		deg C	
Water Level		10/4/2006	11:01	CSC	27.87		Feet N.G.V	
Iron, Total, Flame	SM3111B	10/6/2006	10:50	TER	0.01		mg/L	0.01
Mercury, Total, CVAA	SM3112B	10/9/2006	9:45	TER	<0.0005	U	mg/L	).000
Sodium, Total, Flame	SM3111B	10/6/2006	10:20	TER	6.52		mg/L	0.20
Ammonia	SM4500NH	10/9/2006	12:30	CEM	0.09		mg/L	0.04
Nitrate	SM4500NO	10/6/2006	11:25	CEM	<0.02	U	mg/L	0.02

ANALYSIS COMMENTS:

All calulations are on wet weight basis

LABORATORY DIRECTOR Carolia E. Thulke

THIS DOCUMENT MEETS NELAC STANDARDS

NELAC Certification # E44123

PASCO COUNTY, FLORIDA

ENVIRONMENTAL LABORATORY
8864 GOVERNMENT DRIVE
NEW PORT RICHEY, FL 34654
PHONE 727-847-8902

DHRS E44123
CONTACTS:
GLORIA KRUEGER
BILL WARGO

REPORT OF ANALYSES

Resource Recovery
Class I Landfill
Hays Road
Shady Hills, Fl
John Power

Date: 10/10/2006

SAMPLE NUMBER	AA75003	SAMPLE ID 4MW12D @ RESREC	SAMPLE MATRIX GW
DATE SAMPLED	10/4/2006		TIME SAMPLED 11:01
DATE RECEIVED	10/4/2006	SAMPLER CSC	RECEIVED BY GK
TIME RECEIVED	16:10	DELIVERED BY CSC	SAMPLE TYPE Pumped

ANALYSIS	METHOD	ANALYSIS DATE	ANALYSIS TIME	ANALYSIS BY	RESULT	QUAL	UNIT	DET. LIMIT
Total Dissolved Solids	SM2540C	10/5/2006	15:00	AS	286		mg/L	26.3
Chloride	SM4500CLE	10/5/2006	9:00	CEM	30.0		mg/L	0.45
Turbidity	SM2130B	10/4/2006	16:30	CSC	0.26		NTU's	

ANALYSIS COMMENTS:

All calulations are on wet weight basis

LABORATORY DIRECTOR Candia E. Pulliam

THIS DOCUMENT MEETS NELAC STANDARDS

NELAC Certification # E44123

PART III ANALYTICAL RESULTS

Facility GMS #: 4051C00030

Sampling Date/Time: 10/04/06 11:01

Test Site ID #:

Report Period: 2006 / Semester III (year/quarter)

Well Name: 4MW-12D

Well Purged (Y/N): YES

Classification of Groundwater: Floridan

Well Type: ( ) Background ( ) Intermediate ( ) Compliance ( ) Other

Groundwater Elevation (NGVD): 27.87

or (MSL):

Storet Code	Parameter Monitored	Sampling Method	Field Filtered Y/N	Analysis Method	Analysis Date/Time	*Analysis Results/Units		Detection Limits/Units	
000929	Sodium	Well Wiz. Ded. Mon. System	No	SM 3111B	10/06/06 10:20	6.52	mg/L	0.10	mg/L
001045	Iron	"	"	SM 3111B	10/06/06 10:50	0.01	mg/L	0.02	mg/L
071900	Mercury	"	"	SM 3112B	10/09/06 9:45	<0.0005	mg/L	0.0005	mg/L
000400	pH-Field	"	"	SM 4500H+B	10/04/06 11:01	6.98	Std. Units	0.01	Std. Units
000010	Temperature (Field)	"	"	SM 2550B	10/04/06 11:01	25.70	°C	0	°C
000095	Specific Cond. (Field)	"	"	SM 2510B	10/04/06 11:01	454	µmhos/cm	0.0	µmhos/cm
000344	D.O. (Field)	"	"	SM 45000G	10/04/06 11:01	0.60	mg/L	0.0	mg/L
082079	Turbidity	"	"	SM 2130B	10/04/06 16:30	0.26	NTU	0.01	NTU
000940	Chloride	"	"	SM 4500Cl-B	10/05/06 9:00	30.0	mg/L	0.47	mg/L
070300	Total Dis. Solids	"	"	SM 2540C	10/05/06 15:00	286	mg/L	17.3	mg/L
000610	Ammonia	"	"	SM 4500NH_3H	10/09/06 12:30	0.09	mg/L	0.08	mg/L
000620	Nitrate	"	"	SM 4500$N0_3$F	10/06/06 11:25	<0.02	mg/L	0.03	mg/L
072020	Water Level (MSL)	"	"		10/04/06 11:01	27.87	Feet		Feet
900216	Color	"	"	SM 2120B	10/04/06 11:01	Clear	PCU	0.0	PCU

*Attach Laboratory Reports

mo/ilfil05(3)

ELAB, Inc. 8 East Tower Cr., Ormond Beach, FL 32174-8759 **Date:** *08-Dec-06*

Analytical Report

CLIENT: Pasco County Environmental Laboratory
Lab Order: F06110795
Project: Resource Recovery
Lab ID: F06110795-008

Client Sample ID: 4MW12
Collection Date: 10/4/2006 11:01:00 AM
Sample Description:
Matrix: Groundwater

Analyses	Result	Qual	MDL	RL	Units	DF	Date Analyzed	Batch ID
ICP METALS		**SW6010**	PrepDate: **11/20/2006 11:48:00**				Analyst: **TPI**	
Arsenic	0.0028	U	0.0028	0.010	mg/L	1	11/21/06 04:00	40382
Barium	0.010	I	0.0014	0.010	mg/L	1	11/21/06 04:00	40382
Beryllium	0.00016	U	0.00016	0.0010	mg/L	1	11/21/06 04:00	40382
Cadmium	0.00036	U	0.00036	0.0010	mg/L	1	11/21/06 04:00	40382
Chromium	0.00065	U	0.00065	0.0050	mg/L	1	11/21/06 04:00	40382
Cobalt	0.0010	U	0.0010	0.010	mg/L	1	11/21/06 04:00	40382
Copper	0.0021	U	0.0021	0.0050	mg/L	1	11/21/06 04:00	40382
Lead	0.0026	U	0.0026	0.010	mg/L	1	11/21/06 04:00	40382
Nickel	0.0015	U	0.0015	0.0050	mg/L	1	11/21/06 04:00	40382
Selenium	0.0042	U	0.0042	0.015	mg/L	1	11/21/06 04:00	40382
Silver	0.00091	U	0.00091	0.0050	mg/L	1	11/21/06 04:00	40382
Vanadium	0.0016	U	0.0016	0.010	mg/L	1	11/21/06 04:00	40382
Zinc	0.0032	U	0.0032	0.020	mg/L	1	11/21/06 04:00	40382
ICP/MS METALS		**SW6020**	PrepDate: **11/20/2006 11:48:00**				Analyst: **DSK**	
Antimony	0.00040	U	0.00040	0.0010	mg/L	1	11/29/06 15:57	40382
Thallium	0.00012	U	0.00012	0.0010	mg/L	1	11/29/06 15:57	40382

Data Qualifier Code Key:

I Analyte detected below quantitation limits
V Analyte detected in the associated Method Blank
U Not Detected Above the MDL

ELAB, Inc. 8 East Tower Cr., Ormond Beach, FL 32174-8759 **Date:** *17-Jan-07*

Analytical Report

CLIENT: Pasco County Environmental Laboratory
Lab Order: F07010443
Project: Resource Recovery
Lab ID: F07010443-008

Client Sample ID: 4MW12
Collection Date: 1/10/2007 11:10:00 AM
Sample Description:
Matrix: Groundwater

Analyses	Result	Qual	MDL	RL	Units	DF	Date Analyzed	Batch ID
8011: EDB AND DBCP		**SW8011**	PrepDate:	**1/16/2007 12:10:00**			Analyst: **BC**	
1,2-Dibromo-3-chloropropane	0.0060	U	0.0060	0.020	µg/L	1	01/16/07 20:55	41489
Ethylene Dibromide	0.0063	U	0.0063	0.010	µg/L	1	01/16/07 20:55	41489
Surr: 4-Bromofluorobenzene	99.6		0	60-140	%REC	1	01/16/07 20:55	41489
8260: VOLATILE ORGANIC COMPOUNDS		**SW8260**	PrepDate:	**1/12/2007**			Analyst: **PAN**	
Acetone	2.5	U	2.5	10	µg/L	1	01/12/07 19:48	41477
Acrylonitrile	0.72	U	0.72	10	µg/L	1	01/12/07 19:48	41477
Benzene	0.16	U	0.16	1.0	µg/L	1	01/12/07 19:48	41477
Bromochloromethane	0.64	U	0.64	1.0	µg/L	1	01/12/07 19:48	41477
Bromodichloromethane	0.37	U	0.37	0.60	µg/L	1	01/12/07 19:48	41477
Bromoform	0.42	U	0.42	1.0	µg/L	1	01/12/07 19:48	41477
Bromomethane	0.26	U	0.26	1.0	µg/L	1	01/12/07 19:48	41477
2-Butanone	0.65	U	0.65	10	µg/L	1	01/12/07 19:48	41477
Carbon disulfide	0.81	U	0.81	1.0	µg/L	1	01/12/07 19:48	41477
Carbon tetrachloride	0.78	U	0.78	1.0	µg/L	1	01/12/07 19:48	41477
Chlorobenzene	0.17	U	0.17	1.0	µg/L	1	01/12/07 19:48	41477
Chloroethane	0.52	U	0.52	1.0	µg/L	1	01/12/07 19:48	41477
Chloroform	0.60	U	0.60	1.0	µg/L	1	01/12/07 19:48	41477
Chloromethane	0.60	U	0.60	1.0	µg/L	1	01/12/07 19:48	41477
Dibromochloromethane	0.20	U	0.20	0.50	µg/L	1	01/12/07 19:48	41477
Dibromomethane	0.94	U	0.94	1.0	µg/L	1	01/12/07 19:48	41477
trans-1,4-Dichloro-2-butene	2.1	U	2.1	10	µg/L	1	01/12/07 19:48	41477
1,2-Dichlorobenzene	0.11	U	0.11	1.0	µg/L	1	01/12/07 19:48	41477
1,4-Dichlorobenzene	0.86	U	0.86	1.0	µg/L	1	01/12/07 19:48	41477
1,1-Dichloroethane	0.81	U	0.81	1.0	µg/L	1	01/12/07 19:48	41477
1,2-Dichloroethane	0.92	U	0.92	1.0	µg/L	1	01/12/07 19:48	41477
1,1-Dichloroethene	0.81	U	0.81	1.0	µg/L	1	01/12/07 19:48	41477
cis-1,2-Dichloroethene	0.92	U	0.92	1.0	µg/L	1	01/12/07 19:48	41477
trans-1,2-Dichloroethene	0.46	U	0.46	1.0	µg/L	1	01/12/07 19:48	41477
1,2-Dichloropropane	0.13	U	0.13	1.0	µg/L	1	01/12/07 19:48	41477
cis-1,3-Dichloropropene	0.19	U	0.19	0.50	µg/L	1	01/12/07 19:48	41477
trans-1,3-Dichloropropene	0.33	U	0.33	0.50	µg/L	1	01/12/07 19:48	41477
Ethylbenzene	0.47	U	0.47	1.0	µg/L	1	01/12/07 19:48	41477
2-Hexanone	0.59	U	0.59	10	µg/L	1	01/12/07 19:48	41477
Iodomethane	0.80	U	0.80	1.0	µg/L	1	01/12/07 19:48	41477
4-Methyl-2-pentanone	0.76	U	0.76	10	µg/L	1	01/12/07 19:48	41477

Data Qualifier Code Key:
I Analyte detected below quantitation limits
U Not Detected Above the MDL

ELAB, Inc. 8 East Tower Cr., Ormond Beach, FL 32174-8759 **Date:** *17-Jan-07*

Analytical Report

CLIENT: Pasco County Environmental Laboratory
Lab Order: F07010443
Project: Resource Recovery
Lab ID: F07010443-008

Client Sample ID: 4MW12
Collection Date: 1/10/2007 11:10:00 AM
Sample Description:
Matrix: Groundwater

Analyses	Result	Qual	MDL	RL	Units	DF	Date Analyzed	Batch ID
8260: VOLATILE ORGANIC COMPOUNDS		**SW8260**	PrepDate: **1/12/2007**				Analyst: **PAN**	
Methylene chloride	0.33	U	0.33	5.0	µg/L	1	01/12/07 19:48	41477
Styrene	0.59	U	0.59	1.0	µg/L	1	01/12/07 19:48	41477
1,1,1,2-Tetrachloroethane	0.69	U	0.69	1.0	µg/L	1	01/12/07 19:48	41477
1,1,2,2-Tetrachloroethane	0.19	U	0.19	0.50	µg/L	1	01/12/07 19:48	41477
Tetrachloroethene	0.74	U	0.74	1.0	µg/L	1	01/12/07 19:48	41477
Toluene	0.15	U	0.15	1.0	µg/L	1	01/12/07 19:48	41477
1,1,1-Trichloroethane	0.66	U	0.66	1.0	µg/L	1	01/12/07 19:48	41477
1,1,2-Trichloroethane	0.50	U	0.50	1.0	µg/L	1	01/12/07 19:48	41477
Trichloroethene	0.61	U	0.61	1.0	µg/L	1	01/12/07 19:48	41477
Trichlorofluoromethane	0.20	U	0.20	1.0	µg/L	1	01/12/07 19:48	41477
1,2,3-Trichloropropane	0.20	U	0.20	0.50	µg/L	1	01/12/07 19:48	41477
Vinyl acetate	0.79	U	0.79	2.0	µg/L	1	01/12/07 19:48	41477
Vinyl chloride	0.37	U	0.37	1.0	µg/L	1	01/12/07 19:48	41477
Xylenes, Total	0.32	U	0.32	1.0	µg/L	1	01/12/07 19:48	41477
Surr: 4-Bromofluorobenzene	87.6		0	83.1-105	%REC	1	01/12/07 19:48	41477
Surr: Dibromofluoromethane	106		0	81.7-122	%REC	1	01/12/07 19:48	41477
Surr: 1,2-Dichloroethane-d4	109		0	78.1-130	%REC	1	01/12/07 19:48	41477
Surr: Toluene-d8	97.0		0	82.5-114	%REC	1	01/12/07 19:48	41477

Data Qualifier Code Key:
I Analyte detected below quantitation limits
U Not Detected Above the MDL

PART III ANALYTICAL RESULTS

Facility GMS #: 4051C00030

Sampling Date/Time: 10/03/06 12:45

Test Site ID #:

Report Period: 2006 / Semester III (year/quarter)

Well Name: 2MW-13D

Well Purged (Y/N): YES

Classification of Groundwater: Surficial

Well Type: ( ) Background ( ) Intermediate ( ) Compliance ( ) Other

Groundwater Elevation (NGVD): Dry

or (MSL):

Storet Code	Parameter Monitored	Sampling Method	Field Filtered Y/N	Analysis Method	Analysis Date/Time	*Analysis Results/Units		Detection Limits/Units	
000929	Sodium	Well Wiz. Ded. Mon. System	No	SM 3111B		DRY	mg/L	0.10	mg/L
001045	Iron	"	"	SM 3111B		DRY	mg/L	0.02	mg/L
071900	Mercury	"	"	SM 3112B		DRY	mg/L	0.0005	mg/L
000400	pH-Field	"	"	SM 4500H+B		DRY	Std. Units	0.01	Std. Units
000010	Temperature (Field)	"	"	SM 2550B		DRY	°C	0	°C
000095	Specific Cond. (Field)	"	"	SM 2510B		DRY	µmhos/cm	0.0	µmhos/cm
000344	D.O. (Field)	"	"	SM 45000G		DRY	mg/L	0.0	mg/L
082079	Turbidity	"	"	SM 2130B		DRY	NTU	0.01	NTU
000940	Chloride	"	"	SM 4500Cl-B		DRY	mg/L	0.47	mg/L
070300	Total Dis. Solids	"	"	SM 2540C		DRY	mg/L	17.3	mg/L
000610	Ammonia	"	"	SM 4500NH_3H		DRY	mg/L	0.08	mg/L
000620	Nitrate	"	"	SM 4500$N0_3$F		DRY	mg/L	0.03	mg/L
072020	Water Level (MSL)	"	"			DRY	Feet		Feet
900216	Color	"	"	SM 2120B		DRY	PCU	0.0	PCU

*Attach Laboratory Reports

mo/IIfil05(1)

PASCO COUNTY, FLORIDA

ENVIRONMENTAL LABORATORY
8864 GOVERNMENT DRIVE
NEW PORT RICHEY, FL 34654
PHONE 727-847-8902

DHRS E44123
CONTACTS:
GLORIA KRUEGER
BILL WARGO

REPORT OF ANALYSES

Resource Recovery
Class I Landfill
Hays Road
Shady Hills, Fl
John Power

Date: 10/10/2006

SAMPLE NUMBER	AA75004	SAMPLE ID 4MW13D @ RESREC	SAMPLE MATRIX GW
DATE SAMPLED	10/4/2006		TIME SAMPLED 11:29
DATE RECEIVED	10/4/2006	SAMPLER CSC	RECEIVED BY GK
TIME RECEIVED	16:10	DELIVERED BY CSC	SAMPLE TYPE Pumped

ANALYSIS	METHOD	ANALYSIS DATE	ANALYSIS TIME	BY	RESULT	QUAL	UNIT	DET. LIMIT
Color by Observation	Observation	10/4/2006	11:29	CSC	CLEAR			
Conductivity Field	SM2510B	10/4/2006	11:29	CSC	458		umhos/cm	
Dissolved Oxygen Field	SM4500OG	10/4/2006	11:29	CSC	0.50		mg/L	0.00
pH Field	SM4500HB	10/4/2006	11:29	CSC	7.07		std units	
Temperature Field	SM2550B	10/4/2006	11:29	CSC	26.40		deg C	
Water Level		10/4/2006	11:29	CSC	27.46		Feet N.G.V	
Iron, Total, Flame	SM3111B	10/6/2006	10:50	TER	0.03		mg/L	0.01
Mercury, Total, CVAA	SM3112B	10/9/2006	9:45	TER	<0.0005	U	mg/L	).000ᵋ
Sodium, Total, Flame	SM3111B	10/6/2006	10:20	TER	10.7		mg/L	0.20
Ammonia	SM4500NH	10/9/2006	12:30	CEM	0.07		mg/L	0.04
Nitrate	SM4500NO	10/6/2006	11:25	CEM	<0.02	U	mg/L	0.02

ANALYSIS COMMENTS:

All calulations are on wet weight basis

LABORATORY DIRECTOR

THIS DOCUMENT MEETS NELAC STANDARDS

NELAC Certification # E44123

PASCO COUNTY, FLORIDA

ENVIRONMENTAL LABORATORY
8864 GOVERNMENT DRIVE
NEW PORT RICHEY, FL 34654
PHONE 727-847-8902

DHRS E44123
CONTACTS:
GLORIA KRUEGER
BILL WARGO

REPORT OF ANALYSES

Resource Recovery
Class I Landfill
Hays Road
Shady Hills, Fl
John Power

Date: 10/10/2006

SAMPLE NUMBER	AA75004	SAMPLE ID 4MW13D @ RESREC	SAMPLE MATRIX GW
DATE SAMPLED	10/4/2006		TIME SAMPLED 11:29
DATE RECEIVED	10/4/2006	SAMPLER CSC	RECEIVED BY GK
TIME RECEIVED	16:10	DELIVERED BY CSC	SAMPLE TYPE Pumped

ANALYSIS	METHOD	ANALYSIS DATE	ANALYSIS TIME	BY	RESULT	QUAL	UNIT	DET. LIMIT
Total Dissolved Solids	SM2540C	10/5/2006	15:00	AS	306		mg/L	26.3
Chloride	SM4500CLE	10/5/2006	9:00	CEM	45.1		mg/L	0.45
Turbidity	SM2130B	10/4/2006	16:30	CSC	0.41		NTU's	

ANALYSIS COMMENTS:

All calulations are on wet weight basis

LABORATORY DIRECTOR Carolin E. Pulliam

THIS DOCUMENT MEETS NELAC STANDARDS

NELAC Certification # E44123

PART III ANALYTICAL RESULTS

Facility GMS #: 4051C00030

Sampling Date/Time: 10/04/06 11:29

Test Site ID #:

Report Period: 2006 / Semester III (year/quarter)

Well Name: 4MW-13D

Well Purged (Y/N): YES

Classification of Groundwater: Floridan

Well Type: ( ) Background ( ) Intermediate ( ) Compliance ( ) Other

Groundwater Elevation (NGVD): 27.46

or (MSL):

Storet Code	Parameter Monitored	Sampling Method	Field Filtered Y/N	Analysis Method	Analysis Date/Time	*Analysis Results/Units		Detection Limits/Units	
000929	Sodium	Well Wiz. Ded. Mon. System	No	SM 3111B	10/06/06 10:20	10.7	mg/L	0.10	mg/L
001045	Iron	"	"	SM 3111B	10/06/06 10:50	0.03	mg/L	0.02	mg/L
071900	Mercury	"	"	SM 3112B	10/09/06 9:45	<0.0005	mg/L	0.0005	mg/L
000400	pH-Field	"	"	SM 4500H+B	10/04/06 11:29	7.07	Std. Units	0.01	Std. Units
000010	Temperature (Field)	"	"	SM 2550B	10/04/06 11:29	26.40	°C	0	°C
000095	Specific Cond. (Field)	"	"	SM 2510B	10/04/06 11:29	458	µmhos/cm	0.0	µmhos/cm
000344	D.O. (Field)	"	"	SM 45000G	10/04/06 11:29	0.50	mg/L	0.0	mg/L
082079	Turbidity	"	"	SM 2130B	10/04/06 16:30	0.41	NTU	0.01	NTU
000940	Chloride	"	"	SM 4500Cl-B	10/05/06 9:00	45.1	mg/L	0.47	mg/L
070300	Total Dis. Solids	"	"	SM 2540C	10/05/06 15:00	306	mg/L	17.3	mg/L
000610	Ammonia	"	"	SM 4500NH$_3$H	10/09/06 12:30	0.07	mg/L	0.08	mg/L
000620	Nitrate	"	"	SM 4500N0$_3$F	10/06/06 11:25	<0.02	mg/L	0.03	mg/L
072020	Water Level (MSL)	"	"		10/04/06 11:29	27.45	Feet		Feet
900216	Color	"	"	SM 2120B	10/04/06 11:29	Clear	PCU	0.0	PCU

*Attach Laboratory Reports

mo/llfil05(4)

ELAB, Inc. 8 East Tower Cr., Ormond Beach, FL 32174-8759 **Date:** *08-Dec-06*

Analytical Report

CLIENT: Pasco County Environmental Laboratory
Lab Order: F06110795
Project: Resource Recovery
Lab ID: F06110795-009

Client Sample ID: 4MW13
Collection Date: 10/4/2006 11:29:00 AM
Sample Description:
Matrix: Groundwater

Analyses	Result	Qual	MDL	RL	Units	DF	Date Analyzed	Batch ID
ICP METALS		**SW6010**	PrepDate: **11/20/2006 11:48:00**				Analyst: **TPI**	
Arsenic	0.0028	U	0.0028	0.010	mg/L	1	11/21/06 04:04	40382
Barium	0.011		0.0014	0.010	mg/L	1	11/21/06 04:04	40382
Beryllium	0.00016	U	0.00016	0.0010	mg/L	1	11/21/06 04:04	40382
Cadmium	0.00036	U	0.00036	0.0010	mg/L	1	11/21/06 04:04	40382
Chromium	0.0011	I	0.00065	0.0050	mg/L	1	11/21/06 04:04	40382
Cobalt	0.0010	U	0.0010	0.010	mg/L	1	11/21/06 04:04	40382
Copper	0.0021	U	0.0021	0.0050	mg/L	1	11/21/06 04:04	40382
Lead	0.0026	U	0.0026	0.010	mg/L	1	11/21/06 04:04	40382
Nickel	0.0016	I	0.0015	0.0050	mg/L	1	11/21/06 04:04	40382
Selenium	0.0042	U	0.0042	0.015	mg/L	1	11/21/06 04:04	40382
Silver	0.00091	U	0.00091	0.0050	mg/L	1	11/21/06 04:04	40382
Vanadium	0.0016	U	0.0016	0.010	mg/L	1	11/21/06 04:04	40382
Zinc	0.0032	U	0.0032	0.020	mg/L	1	11/21/06 04:04	40382
ICP/MS METALS		**SW6020**	PrepDate: **11/20/2006 11:48:00**				Analyst: **DSK**	
Antimony	0.00040	U	0.00040	0.0010	mg/L	1	11/29/06 16:02	40382
Thallium	0.00012	U	0.00012	0.0010	mg/L	1	11/29/06 16:02	40382

Data Qualifier Code Key:

I Analyte detected below quantitation limits
V Analyte detected in the associated Method Blank
U Not Detected Above the MDL

Analytical Report

CLIENT: Pasco County Environmental Laboratory
Lab Order: F07010443
Project: Resource Recovery
Lab ID: F07010443-009

Client Sample ID: 4MW13
Collection Date: 1/10/2007 11:00:00 AM
Sample Description:
Matrix: Groundwater

Analyses	Result	Qual	MDL	RL	Units	DF	Date Analyzed	Batch ID
8011: EDB AND DBCP		**SW8011**	PrepDate: **1/16/2007 12:10:00**				Analyst: **BC**	
1,2-Dibromo-3-chloropropane	0.0060	U	0.0060	0.020	µg/L	1	01/16/07 21:32	41489
Ethylene Dibromide	0.0063	U	0.0063	0.010	µg/L	1	01/16/07 21:32	41489
Surr: 4-Bromofluorobenzene	97.2		0	60-140	%REC	1	01/16/07 21:32	41489
8260: VOLATILE ORGANIC COMPOUNDS		**SW8260**	PrepDate: **1/12/2007**				Analyst: **PAN**	
Acetone	2.5	U	2.5	10	µg/L	1	01/12/07 20:19	41477
Acrylonitrile	0.72	U	0.72	10	µg/L	1	01/12/07 20:19	41477
Benzene	0.16	U	0.16	1.0	µg/L	1	01/12/07 20:19	41477
Bromochloromethane	0.64	U	0.64	1.0	µg/L	1	01/12/07 20:19	41477
Bromodichloromethane	0.37	U	0.37	0.60	µg/L	1	01/12/07 20:19	41477
Bromoform	0.42	U	0.42	1.0	µg/L	1	01/12/07 20:19	41477
Bromomethane	0.26	U	0.26	1.0	µg/L	1	01/12/07 20:19	41477
2-Butanone	0.65	U	0.65	10	µg/L	1	01/12/07 20:19	41477
Carbon disulfide	0.81	U	0.81	1.0	µg/L	1	01/12/07 20:19	41477
Carbon tetrachloride	0.78	U	0.78	1.0	µg/L	1	01/12/07 20:19	41477
Chlorobenzene	0.17	U	0.17	1.0	µg/L	1	01/12/07 20:19	41477
Chloroethane	0.52	U	0.52	1.0	µg/L	1	01/12/07 20:19	41477
Chloroform	0.60	U	0.60	1.0	µg/L	1	01/12/07 20:19	41477
Chloromethane	0.60	U	0.60	1.0	µg/L	1	01/12/07 20:19	41477
Dibromochloromethane	0.20	U	0.20	0.50	µg/L	1	01/12/07 20:19	41477
Dibromomethane	0.94	U	0.94	1.0	µg/L	1	01/12/07 20:19	41477
trans-1,4-Dichloro-2-butene	2.1	U	2.1	10	µg/L	1	01/12/07 20:19	41477
1,2-Dichlorobenzene	0.11	U	0.11	1.0	µg/L	1	01/12/07 20:19	41477
1,4-Dichlorobenzene	0.86	U	0.86	1.0	µg/L	1	01/12/07 20:19	41477
1,1-Dichloroethane	0.81	U	0.81	1.0	µg/L	1	01/12/07 20:19	41477
1,2-Dichloroethane	0.92	U	0.92	1.0	µg/L	1	01/12/07 20:19	41477
1,1-Dichloroethene	0.81	U	0.81	1.0	µg/L	1	01/12/07 20:19	41477
cis-1,2-Dichloroethene	0.92	U	0.92	1.0	µg/L	1	01/12/07 20:19	41477
trans-1,2-Dichloroethene	0.46	U	0.46	1.0	µg/L	1	01/12/07 20:19	41477
1,2-Dichloropropane	0.13	U	0.13	1.0	µg/L	1	01/12/07 20:19	41477
cis-1,3-Dichloropropene	0.19	U	0.19	0.50	µg/L	1	01/12/07 20:19	41477
trans-1,3-Dichloropropene	0.33	U	0.33	0.50	µg/L	1	01/12/07 20:19	41477
Ethylbenzene	0.47	U	0.47	1.0	µg/L	1	01/12/07 20:19	41477
2-Hexanone	0.59	U	0.59	10	µg/L	1	01/12/07 20:19	41477
Iodomethane	0.80	U	0.80	1.0	µg/L	1	01/12/07 20:19	41477
4-Methyl-2-pentanone	0.76	U	0.76	10	µg/L	1	01/12/07 20:19	41477

Data Qualifier Code Key:
I Analyte detected below quantitation limits
U Not Detected Above the MDL

ELAB, Inc. 8 East Tower Cr., Ormond Beach, FL 32174-8759 **Date:** *17-Jan-07*

Analytical Report

CLIENT: Pasco County Environmental Laboratory
Lab Order: F07010443
Project: Resource Recovery
Lab ID: F07010443-009

Client Sample ID: 4MW13
Collection Date: 1/10/2007 11:00:00 AM
Sample Description:
Matrix: Groundwater

Analyses	Result	Qual	MDL	RL	Units	DF	Date Analyzed	Batch ID
8260: VOLATILE ORGANIC COMPOUNDS		**SW8260**	PrepDate:	**1/12/2007**			Analyst: **PAN**	
Methylene chloride	0.33	U	0.33	5.0	µg/L	1	01/12/07 20:19	41477
Styrene	0.59	U	0.59	1.0	µg/L	1	01/12/07 20:19	41477
1,1,1,2-Tetrachloroethane	0.69	U	0.69	1.0	µg/L	1	01/12/07 20:19	41477
1,1,2,2-Tetrachloroethane	0.19	U	0.19	0.50	µg/L	1	01/12/07 20:19	41477
Tetrachloroethene	0.74	U	0.74	1.0	µg/L	1	01/12/07 20:19	41477
Toluene	0.15	U	0.15	1.0	µg/L	1	01/12/07 20:19	41477
1,1,1-Trichloroethane	0.66	U	0.66	1.0	µg/L	1	01/12/07 20:19	41477
1,1,2-Trichloroethane	0.50	U	0.50	1.0	µg/L	1	01/12/07 20:19	41477
Trichloroethene	0.61	U	0.61	1.0	µg/L	1	01/12/07 20:19	41477
Trichlorofluoromethane	0.20	U	0.20	1.0	µg/L	1	01/12/07 20:19	41477
1,2,3-Trichloropropane	0.20	U	0.20	0.50	µg/L	1	01/12/07 20:19	41477
Vinyl acetate	0.79	U	0.79	2.0	µg/L	1	01/12/07 20:19	41477
Vinyl chloride	0.37	U	0.37	1.0	µg/L	1	01/12/07 20:19	41477
Xylenes, Total	0.32	U	0.32	1.0	µg/L	1	01/12/07 20:19	41477
Surr: 4-Bromofluorobenzene	87.1		0	83.1-105	%REC	1	01/12/07 20:19	41477
Surr: Dibromofluoromethane	103		0	81.7-122	%REC	1	01/12/07 20:19	41477
Surr: 1,2-Dichloroethane-d4	107		0	78.1-130	%REC	1	01/12/07 20:19	41477
Surr: Toluene-d8	96.5		0	82.5-114	%REC	1	01/12/07 20:19	41477

Data Qualifier Code Key:
I Analyte detected below quantitation limits
U Not Detected Above the MDL

PASCO COUNTY, FLORIDA

ENVIRONMENTAL LABORATORY
8864 GOVERNMENT DRIVE
NEW PORT RICHEY, FL 34654
PHONE 727-847-8902

DHRS E44123
CONTACTS:
GLORIA KRUEGER
BILL WARGO

REPORT OF ANALYSES

Resource Recovery
Class I Landfill
Hays Road
Shady Hills, Fl
John Power

Date: 10/10/2006

SAMPLE NUMBER	AA75005	SAMPLE ID 4MW14D @ RESREC	SAMPLE MATRIX GW
DATE SAMPLED	10/4/2006		TIME SAMPLED 12:41
DATE RECEIVED	10/4/2006	SAMPLER CSC	RECEIVED BY GK
TIME RECEIVED	16:10	DELIVERED BY CSC	SAMPLE TYPE Pumped

ANALYSIS	METHOD	ANALYSIS DATE	ANALYSIS TIME	BY	RESULT	QUAL	UNIT	DET. LIMIT
Color by Observation	Observation	10/4/2006	12:41	CSC	CLEAR			
Conductivity Field	SM2510B	10/4/2006	12:41	CSC	411		umhos/cm	
Dissolved Oxygen Field	SM4500OG	10/4/2006	12:41	CSC	1.60		mg/L	0.00
pH Field	SM4500HB	10/4/2006	12:41	CSC	7.49		std units	
Temperature Field	SM2550B	10/4/2006	12:41	CSC	26.50		deg C	
Water Level		10/4/2006	12:41	CSC	28.31		Feet N.G.V	
Iron, Total, Flame	SM3111B	10/6/2006	10:50	TER	0.02		mg/L	0.01
Mercury, Total, CVAA	SM3112B	10/9/2006	9:45	TER	<0.0005	U	mg/L	).000
Sodium, Total, Flame	SM3111B	10/6/2006	10:20	TER	12.9		mg/L	0.20
Ammonia	SM4500NH	10/9/2006	12:30	CEM	0.10		mg/L	0.04
Nitrate	SM4500NO	10/6/2006	11:25	CEM	0.22		mg/L	0.02

ANALYSIS COMMENTS:

All calulations are on wet weight basis

LABORATORY DIRECTOR Carolina E. Thulke

THIS DOCUMENT MEETS NELAC STANDARDS

NELAC Certification # E44123

PASCO COUNTY, FLORIDA

ENVIRONMENTAL LABORATORY
8864 GOVERNMENT DRIVE
NEW PORT RICHEY, FL 34654
PHONE 727-847-8902

DHRS E44123
CONTACTS:
GLORIA KRUEGER
BILL WARGO

REPORT OF ANALYSES

Resource Recovery
Class I Landfill
Hays Road
Shady Hills, Fl
John Power

Date: 10/10/2006

SAMPLE NUMBER	AA75005	SAMPLE ID 4MW14D @ RESREC	SAMPLE MATRIX GW
DATE SAMPLED	10/4/2006		TIME SAMPLED 12:41
DATE RECEIVED	10/4/2006	SAMPLER CSC	RECEIVED BY GK
TIME RECEIVED	16:10	DELIVERED BY CSC	SAMPLE TYPE Pumped

ANALYSIS	METHOD	ANALYSIS DATE	ANALYSIS TIME	ANALYSIS BY	RESULT	QUAL	UNIT	DET. LIMIT
Total Dissolved Solids	SM2540C	10/5/2006	15:00	AS	278		mg/L	26.3
Chloride	SM4500CLE	10/5/2006	9:00	CEM	46.2		mg/L	0.45
Turbidity	SM2130B	10/4/2006	16:30	CSC	0.10		NTU's	

ANALYSIS COMMENTS:

All calulations are on wet weight basis

LABORATORY DIRECTOR Carolin E. Mulhe

THIS DOCUMENT MEETS NELAC STANDARDS

NELAC Certification # E44123

PART III ANALYTICAL RESULTS

Facility GMS #: 4051C00030

Sampling Date/Time: 10/04/06 12:41

Test Site ID #:

Report Period: 2006 / Semester III (year/quarter)

Well Name: 4MW-14D

Well Purged (Y/N): YES

Classification of Groundwater: Floridan

Well Type: ( ) Background ( ) Intermediate ( ) Compliance ( ) Other

Groundwater Elevation (NGVD): 28.31

or (MSL):

Storet Code	Parameter Monitored	Sampling Method	Field Filtered Y/N	Analysis Method	Analysis Date/Time	*Analysis Results/Units		Detection Limits/Units	
000929	Sodium	Well Wiz. Ded. Mon. System	No	SM 3111B	10/06/06 10:20	12.9	mg/L	0.10	mg/L
001045	Iron	"	"	SM 3111B	10/06/06 10:50	0.02	mg/L	0.02	mg/L
071900	Mercury	"	"	SM 3112B	10/09/06 9:45	<0.0005	mg/L	0.0005	mg/L
000400	pH-Field	"	"	SM 4500H+B	10/04/06 12:41	7.49	Std. Units	0.01	Std. Units
000010	Temperature (Field)	"	"	SM 2550B	10/04/06 12:41	26.50	°C	0	°C
000095	Specific Cond. (Field)	"	"	SM 2510B	10/04/06 12:41	411	µmhos/cm	0.0	µmhos/cm
000344	D.O. (Field)	"	"	SM 45000G	10/04/06 12:41	1.60	mg/L	0.0	mg/L
082079	Turbidity	"	"	SM 2130B	10/04/06 16:30	0.10	NTU	0.01	NTU
000940	Chloride	"	"	SM 4500Cl-B	10/05/06 9:00	46.2	mg/L	0.47	mg/L
070300	Total Dis. Solids	"	"	SM 2540C	10/05/06 15:00	278	mg/L	17.3	mg/L
000610	Ammonia	"	"	SM 4500NH$_3$H	10/09/06 12:30	0.10	mg/L	0.08	mg/L
000620	Nitrate	"	"	SM 4500N0$_3$F	10/06/06 11:25	0.22	mg/L	0.03	mg/L
072020	Water Level (MSL)	"	"		10/04/06 12:41	28.31	Feet		Feet
900216	Color	"	"	SM 2120B	10/04/06 12:41	Clear	PCU	0.0	PCU

*Attach Laboratory Reports

mo/IIfil05(5)

ELAB, Inc. 8 East Tower Cr., Ormond Beach, FL 32174-8759 **Date:** *08-Dec-06*

Analytical Report

CLIENT: Pasco County Environmental Laboratory
Lab Order: F06110795
Project: Resource Recovery
Lab ID: F06110795-010

Client Sample ID: 4MW14
Collection Date: 10/4/2006 12:41:00 PM
Sample Description:
Matrix: Groundwater

Analyses	Result	Qual	MDL	RL	Units	DF	Date Analyzed	Batch ID
ICP METALS		**SW6010**	PrepDate: **11/20/2006 11:48:00**				Analyst: **TPI**	
Arsenic	0.0028	U	0.0028	0.010	mg/L	1	11/21/06 04:08	40382
Barium	0.011		0.0014	0.010	mg/L	1	11/21/06 04:08	40382
Beryllium	0.00016	U	0.00016	0.0010	mg/L	1	11/21/06 04:08	40382
Cadmium	0.00036	U	0.00036	0.0010	mg/L	1	11/21/06 04:08	40382
Chromium	0.0012	I	0.00065	0.0050	mg/L	1	11/21/06 04:08	40382
Cobalt	0.0010	U	0.0010	0.010	mg/L	1	11/21/06 04:08	40382
Copper	0.0021	U	0.0021	0.0050	mg/L	1	11/21/06 04:08	40382
Lead	0.0026	U	0.0026	0.010	mg/L	1	11/21/06 04:08	40382
Nickel	0.0015	U	0.0015	0.0050	mg/L	1	11/21/06 04:08	40382
Selenium	0.0042	U	0.0042	0.015	mg/L	1	11/21/06 04:08	40382
Silver	0.00091	U	0.00091	0.0050	mg/L	1	11/21/06 04:08	40382
Vanadium	0.0016	U	0.0016	0.010	mg/L	1	11/21/06 04:08	40382
Zinc	0.0032	U	0.0032	0.020	mg/L	1	11/21/06 04:08	40382
ICP/MS METALS		**SW6020**	PrepDate: **11/20/2006 11:48:00**				Analyst: **DSK**	
Antimony	0.00040	U	0.00040	0.0010	mg/L	1	11/29/06 16:07	40382
Thallium	0.00012	U	0.00012	0.0010	mg/L	1	11/29/06 16:07	40382

Data Qualifier Code Key:

I Analyte detected below quantitation limits
V Analyte detected in the associated Method Blank
U Not Detected Above the MDL

ELAB, Inc. 8 East Tower Cr., Ormond Beach, FL 32174-8759 **Date:** *17-Jan-07*

Analytical Report

CLIENT: Pasco County Environmental Laboratory
Lab Order: F07010443
Project: Resource Recovery
Lab ID: F07010443-010

Client Sample ID: 4MW14
Collection Date: 1/10/2007 10:50:00 AM
Sample Description:
Matrix: Groundwater

Analyses	Result	Qual	MDL	RL	Units	DF	Date Analyzed	Batch ID
8011: EDB AND DBCP		**SW8011**	PrepDate:	**1/16/2007 12:10:00**			Analyst: **BC**	
1,2-Dibromo-3-chloropropane	0.0060	U	0.0060	0.020	µg/L	1	01/16/07 21:51	41489
Ethylene Dibromide	0.0063	U	0.0063	0.010	µg/L	1	01/16/07 21:51	41489
Surr: 4-Bromofluorobenzene	94.7		0	60-140	%REC	1	01/16/07 21:51	41489
8260: VOLATILE ORGANIC COMPOUNDS		**SW8260**	PrepDate:	**1/12/2007**			Analyst: **PAN**	
Acetone	2.5	U	2.5	10	µg/L	1	01/12/07 20:50	41477
Acrylonitrile	0.72	U	0.72	10	µg/L	1	01/12/07 20:50	41477
Benzene	0.16	U	0.16	1.0	µg/L	1	01/12/07 20:50	41477
Bromochloromethane	0.64	U	0.64	1.0	µg/L	1	01/12/07 20:50	41477
Bromodichloromethane	0.37	U	0.37	0.60	µg/L	1	01/12/07 20:50	41477
Bromoform	0.42	U	0.42	1.0	µg/L	1	01/12/07 20:50	41477
Bromomethane	0.26	U	0.26	1.0	µg/L	1	01/12/07 20:50	41477
2-Butanone	0.65	U	0.65	10	µg/L	1	01/12/07 20:50	41477
Carbon disulfide	0.81	U	0.81	1.0	µg/L	1	01/12/07 20:50	41477
Carbon tetrachloride	0.78	U	0.78	1.0	µg/L	1	01/12/07 20:50	41477
Chlorobenzene	0.17	U	0.17	1.0	µg/L	1	01/12/07 20:50	41477
Chloroethane	0.52	U	0.52	1.0	µg/L	1	01/12/07 20:50	41477
Chloroform	0.60	U	0.60	1.0	µg/L	1	01/12/07 20:50	41477
Chloromethane	0.60	U	0.60	1.0	µg/L	1	01/12/07 20:50	41477
Dibromochloromethane	0.20	U	0.20	0.50	µg/L	1	01/12/07 20:50	41477
Dibromomethane	0.94	U	0.94	1.0	µg/L	1	01/12/07 20:50	41477
trans-1,4-Dichloro-2-butene	2.1	U	2.1	10	µg/L	1	01/12/07 20:50	41477
1,2-Dichlorobenzene	0.11	U	0.11	1.0	µg/L	1	01/12/07 20:50	41477
1,4-Dichlorobenzene	0.86	U	0.86	1.0	µg/L	1	01/12/07 20:50	41477
1,1-Dichloroethane	0.81	U	0.81	1.0	µg/L	1	01/12/07 20:50	41477
1,2-Dichloroethane	0.92	U	0.92	1.0	µg/L	1	01/12/07 20:50	41477
1,1-Dichloroethene	0.81	U	0.81	1.0	µg/L	1	01/12/07 20:50	41477
cis-1,2-Dichloroethene	0.92	U	0.92	1.0	µg/L	1	01/12/07 20:50	41477
trans-1,2-Dichloroethene	0.46	U	0.46	1.0	µg/L	1	01/12/07 20:50	41477
1,2-Dichloropropane	0.13	U	0.13	1.0	µg/L	1	01/12/07 20:50	41477
cis-1,3-Dichloropropene	0.19	U	0.19	0.50	µg/L	1	01/12/07 20:50	41477
trans-1,3-Dichloropropene	0.33	U	0.33	0.50	µg/L	1	01/12/07 20:50	41477
Ethylbenzene	0.47	U	0.47	1.0	µg/L	1	01/12/07 20:50	41477
2-Hexanone	0.59	U	0.59	10	µg/L	1	01/12/07 20:50	41477
Iodomethane	0.80	U	0.80	1.0	µg/L	1	01/12/07 20:50	41477
4-Methyl-2-pentanone	0.76	U	0.76	10	µg/L	1	01/12/07 20:50	41477

Data Qualifier Code Key:
I Analyte detected below quantitation limits
U Not Detected Above the MDL

ELAB, Inc. 8 East Tower Cr., Ormond Beach, FL 32174-8759 **Date:** *17-Jan-07*

Analytical Report

CLIENT: Pasco County Environmental Laboratory
Lab Order: F07010443
Project: Resource Recovery
Lab ID: F07010443-010

Client Sample ID: 4MW14
Collection Date: 1/10/2007 10:50:00 AM
Sample Description:
Matrix: Groundwater

Analyses	Result	Qual	MDL	RL	Units	DF	Date Analyzed	Batch ID
8260: VOLATILE ORGANIC COMPOUNDS		**SW8260**	PrepDate:	**1/12/2007**			Analyst: **PAN**	
Methylene chloride	0.33	U	0.33	5.0	µg/L	1	01/12/07 20:50	41477
Styrene	0.59	U	0.59	1.0	µg/L	1	01/12/07 20:50	41477
1,1,1,2-Tetrachloroethane	0.69	U	0.69	1.0	µg/L	1	01/12/07 20:50	41477
1,1,2,2-Tetrachloroethane	0.19	U	0.19	0.50	µg/L	1	01/12/07 20:50	41477
Tetrachloroethene	0.74	U	0.74	1.0	µg/L	1	01/12/07 20:50	41477
Toluene	0.15	U	0.15	1.0	µg/L	1	01/12/07 20:50	41477
1,1,1-Trichloroethane	0.66	U	0.66	1.0	µg/L	1	01/12/07 20:50	41477
1,1,2-Trichloroethane	0.50	U	0.50	1.0	µg/L	1	01/12/07 20:50	41477
Trichloroethene	0.61	U	0.61	1.0	µg/L	1	01/12/07 20:50	41477
Trichlorofluoromethane	0.20	U	0.20	1.0	µg/L	1	01/12/07 20:50	41477
1,2,3-Trichloropropane	0.20	U	0.20	0.50	µg/L	1	01/12/07 20:50	41477
Vinyl acetate	0.79	U	0.79	2.0	µg/L	1	01/12/07 20:50	41477
Vinyl chloride	0.37	U	0.37	1.0	µg/L	1	01/12/07 20:50	41477
Xylenes, Total	0.32	U	0.32	1.0	µg/L	1	01/12/07 20:50	41477
Surr: 4-Bromofluorobenzene	87.2		0	83.1-105	%REC	1	01/12/07 20:50	41477
Surr: Dibromofluoromethane	103		0	81.7-122	%REC	1	01/12/07 20:50	41477
Surr: 1,2-Dichloroethane-d4	107		0	78.1-130	%REC	1	01/12/07 20:50	41477
Surr: Toluene-d8	94.2		0	82.5-114	%REC	1	01/12/07 20:50	41477

Data Qualifier Code Key:
I Analyte detected below quantitation limits
U Not Detected Above the MDL

PASCO COUNTY, FLORIDA

ENVIRONMENTAL LABORATORY
8864 GOVERNMENT DRIVE
NEW PORT RICHEY, FL 34654
PHONE 727-847-8902

DHRS E44123
CONTACTS:
GLORIA KRUEGER
BILL WARGO

REPORT OF ANALYSES

Resource Recovery
Class I Landfill
Hays Road
Shady Hills, Fl
John Power

Date: 10/13/2006

SAMPLE NUMBER	AA75072	SAMPLE ID 2MW15D @ RESREC	SAMPLE MATRIX GW
DATE SAMPLED	10/5/2006		TIME SAMPLED 13:20
DATE RECEIVED	10/5/2006	SAMPLER CSC	RECEIVED BY GK
TIME RECEIVED	15:45	DELIVERED BY CSC	SAMPLE TYPE Pumped

ANALYSIS	METHOD	DATE	ANALYSIS TIME	BY	RESULT	QUAL	UNIT	DET. LIMIT
Color by Observation	Observation	10/5/2006	13:20	CSC	CLOUDY			
Conductivity Field	SM2510B	10/5/2006	13:20	CSC	235		umhos/cm	
Dissolved Oxygen Field	SM4500OG	10/5/2006	13:20	CSC	1.40		mg/L	0.00
pH Field	SM4500HB	10/5/2006	13:20	CSC	7.43		std units	
Temperature Field	SM2550B	10/5/2006	13:20	CSC	26.00		deg C	
Water Level		10/5/2006	13:20	CSC	30.78		Feet N.G.V	
Iron, Total, Flame	SM3111B	10/6/2006	10:50	TER	0.10		mg/L	0.01
Mercury, Total, CVAA	SM3112B	10/9/2006	9:45	TER	<0.0005	U	mg/L	).000[illegible]
Sodium, Total, Flame	SM3111B	10/6/2006	10:20	TER	4.36		mg/L	0.20
Ammonia	SM4500NH	10/9/2006	12:30	CEM	0.12		mg/L	0.04
Nitrate	SM4500NO	10/6/2006	11:25	CEM	<0.02	U	mg/L	0.02

ANALYSIS COMMENTS:

All calulations are on wet weight basis

LABORATORY DIRECTOR

THIS DOCUMENT MEETS NELAC STANDARDS

NELAC Certification # E44123

PASCO COUNTY, FLORIDA

ENVIRONMENTAL LABORATORY
8864 GOVERNMENT DRIVE
NEW PORT RICHEY, FL 34654
PHONE 727-847-8902

DHRS E44123
CONTACTS:
GLORIA KRUEGER
BILL WARGO

REPORT OF ANALYSES

Resource Recovery
Class I Landfill
Hays Road
Shady Hills, Fl
John Power

Date: 10/13/2006

SAMPLE NUMBER	AA75072	SAMPLE ID 2MW15D @ RESREC	SAMPLE MATRIX GW
DATE SAMPLED	10/5/2006		TIME SAMPLED 13:20
DATE RECEIVED	10/5/2006	SAMPLER CSC	RECEIVED BY GK
TIME RECEIVED	15:45	DELIVERED BY CSC	SAMPLE TYPE Pumped

ANALYSIS	METHOD	ANALYSIS DATE	ANALYSIS TIME	ANALYSIS BY	RESULT	QUAL	UNIT	DET. LIMIT
Total Dissolved Solids	SM2540C	10/10/2006	16:00	AS	154		mg/L	26.3
Chloride	SM4500CLE	10/8/2006	13:00	CEM	7.26		mg/L	0.45
Turbidity	SM2130B	10/5/2006	16:00	CSC	1.78		NTU's	

ANALYSIS COMMENTS:

All calulations are on wet weight basis

LABORATORY DIRECTOR Carolina E. Mulkey

THIS DOCUMENT MEETS NELAC STANDARDS

NELAC Certification # E44123

PART III ANALYTICAL RESULTS

Facility GMS #: 4051C00030

Sampling Date/Time: 10/05/06 13:20

Test Site ID #:

Report Period: 2006 / Semester III (year/quarter)

Well Name: 2MW-15D

Well Purged (Y/N): YES

Classification of Groundwater:

Well Type: ( ) Background ( ) Intermediate ( ) Compliance ( ) Other

Groundwater Elevation (NGVD): 30.78

or (MSL):

Storet Code	Parameter Monitored	Sampling Method	Field Filtered Y/N	Analysis Method	Analysis Date/Time	*Analysis Results/Units		Detection Limits/Units	
000929	Sodium	Well Wiz. Ded. Mon. System	No	SM 3111B	10/06/06 10:20	4.36	mg/L	0.10	mg/L
001045	Iron	"	"	SM 3111B	10/06/06 10:50	0.10	mg/L	0.02	mg/L
071900	Mercury	"	"	SM 3112B	10/09/06 9:45	<0.0005	mg/L	0.0005	mg/L
000400	pH-Field	"	"	SM 4500H+B	10/05/06 13:20	7.43	Std. Units	0.01	Std. Units
000010	Temperature (Field)	"	"	SM 2550B	10/05/06 13:20	26.00	°C	0	°C
000095	Specific Cond. (Field)	"	"	SM 2510B	10/05/06 13.20	235	µmhos/cm	0.0	µmhos/cm
000344	D.O. (Field)	"	"	SM 45000G	10/05/06 13:20	1.40	mg/L	0.0	mg/L
082079	Turbidity	"	"	SM 2130B	10/05/06 16:00	1.78	NTU	0.01	NTU
000940	Chloride	"	"	SM 4500Cl-B	10/08/06 13:00	7.26	mg/L	0.47	mg/L
070300	Total Dis. Solids	"	"	SM 2540C	10/10/06 16:00	154	mg/L	17.3	mg/L
000610	Ammonia	"	"	SM 4500NH_3H	10/09/06 12:30	0.12	mg/L	0.08	mg/L
000620	Nitrate	"	"	SM 4500$N0_3F$	10/06/06 11:25	<0.02	mg/L	0.03	mg/L
072020	Water Level (MSL)	"	"		10/05/06 13:20	30.78	Feet		Feet
900216	Color	"	"	SM 2120B	10/05/06 13:20	Cloudy	PCU	0.0	PCU

*Attach Laboratory Reports

mo/llfil07(1)

ELAB, Inc. 8 East Tower Cr., Ormond Beach, FL 32174-8759 **Date:** *08-Dec-06*

Analytical Report

CLIENT: Pasco County Environmental Laboratory
Lab Order: F06110795
Project: Resource Recovery
Lab ID: F06110795-011

Client Sample ID: 2MW15D
Collection Date: 10/5/2006 1:20:00 PM
Sample Description:
Matrix: Groundwater

Analyses	Result	Qual	MDL	RL	Units	DF	Date Analyzed	Batch ID
ICP METALS		**SW6010**	PrepDate: **11/20/2006 11:48:00**				Analyst: **TPI**	
Arsenic	0.0028	U	0.0028	0.010	mg/L	1	11/21/06 04:12	40382
Barium	0.0090	I	0.0014	0.010	mg/L	1	11/21/06 04:12	40382
Beryllium	0.00016	U	0.00016	0.0010	mg/L	1	11/21/06 04:12	40382
Cadmium	0.00036	U	0.00036	0.0010	mg/L	1	11/21/06 04:12	40382
Chromium	0.00065	U	0.00065	0.0050	mg/L	1	11/21/06 04:12	40382
Cobalt	0.0010	U	0.0010	0.010	mg/L	1	11/21/06 04:12	40382
Copper	0.0021	U	0.0021	0.0050	mg/L	1	11/21/06 04:12	40382
Lead	0.0026	U	0.0026	0.010	mg/L	1	11/21/06 04:12	40382
Nickel	0.0015	U	0.0015	0.0050	mg/L	1	11/21/06 04:12	40382
Selenium	0.0042	U	0.0042	0.015	mg/L	1	11/21/06 04:12	40382
Silver	0.00091	U	0.00091	0.0050	mg/L	1	11/21/06 04:12	40382
Vanadium	0.0017	I	0.0016	0.010	mg/L	1	11/21/06 04:12	40382
Zinc	0.0032	U	0.0032	0.020	mg/L	1	11/21/06 04:12	40382
ICP/MS METALS		**SW6020**	PrepDate: **11/20/2006 11:48:00**				Analyst: **DSK**	
Antimony	0.00040	U	0.00040	0.0010	mg/L	1	11/29/06 16:11	40382
Thallium	0.00012	U	0.00012	0.0010	mg/L	1	11/29/06 16:11	40382

Data Qualifier Code Key:

I Analyte detected below quantitation limits
V Analyte detected in the associated Method Blank
U Not Detected Above the MDL

ELAB, Inc. 8 East Tower Cr., Ormond Beach, FL 32174-8759 **Date:** *17-Jan-07*

Analytical Report

CLIENT: Pasco County Environmental Laboratory
Lab Order: F07010443
Project: Resource Recovery
Lab ID: F07010443-011

Client Sample ID: 2MW15
Collection Date: 1/10/2007 10:40:00 AM
Sample Description:
Matrix: Groundwater

Analyses	Result	Qual	MDL	RL	Units	DF	Date Analyzed	Batch ID
8011: EDB AND DBCP		**SW8011**	PrepDate:	**1/16/2007 12:10:00**			Analyst: **BC**	
1,2-Dibromo-3-chloropropane	0.0060	U	0.0060	0.020	µg/L	1	01/16/07 22:09	41489
Ethylene Dibromide	0.0063	U	0.0063	0.010	µg/L	1	01/16/07 22:09	41489
Surr: 4-Bromofluorobenzene	99.4		0	60-140	%REC	1	01/16/07 22:09	41489
8260: VOLATILE ORGANIC COMPOUNDS		**SW8260**	PrepDate:	**1/12/2007**			Analyst: **PAN**	
Acetone	2.5	U	2.5	10	µg/L	1	01/12/07 21:21	41477
Acrylonitrile	0.72	U	0.72	10	µg/L	1	01/12/07 21:21	41477
Benzene	0.16	U	0.16	1.0	µg/L	1	01/12/07 21:21	41477
Bromochloromethane	0.64	U	0.64	1.0	µg/L	1	01/12/07 21:21	41477
Bromodichloromethane	0.37	U	0.37	0.60	µg/L	1	01/12/07 21:21	41477
Bromoform	0.42	U	0.42	1.0	µg/L	1	01/12/07 21:21	41477
Bromomethane	0.26	U	0.26	1.0	µg/L	1	01/12/07 21:21	41477
2-Butanone	0.65	U	0.65	10	µg/L	1	01/12/07 21:21	41477
Carbon disulfide	0.81	U	0.81	1.0	µg/L	1	01/12/07 21:21	41477
Carbon tetrachloride	0.78	U	0.78	1.0	µg/L	1	01/12/07 21:21	41477
Chlorobenzene	0.17	U	0.17	1.0	µg/L	1	01/12/07 21:21	41477
Chloroethane	0.52	U	0.52	1.0	µg/L	1	01/12/07 21:21	41477
Chloroform	0.60	U	0.60	1.0	µg/L	1	01/12/07 21:21	41477
Chloromethane	0.60	U	0.60	1.0	µg/L	1	01/12/07 21:21	41477
Dibromochloromethane	0.20	U	0.20	0.50	µg/L	1	01/12/07 21:21	41477
Dibromomethane	0.94	U	0.94	1.0	µg/L	1	01/12/07 21:21	41477
trans-1,4-Dichloro-2-butene	2.1	U	2.1	10	µg/L	1	01/12/07 21:21	41477
1,2-Dichlorobenzene	0.11	U	0.11	1.0	µg/L	1	01/12/07 21:21	41477
1,4-Dichlorobenzene	0.86	U	0.86	1.0	µg/L	1	01/12/07 21:21	41477
1,1-Dichloroethane	0.81	U	0.81	1.0	µg/L	1	01/12/07 21:21	41477
1,2-Dichloroethane	0.92	U	0.92	1.0	µg/L	1	01/12/07 21:21	41477
1,1-Dichloroethene	0.81	U	0.81	1.0	µg/L	1	01/12/07 21:21	41477
cis-1,2-Dichloroethene	0.92	U	0.92	1.0	µg/L	1	01/12/07 21:21	41477
trans-1,2-Dichloroethene	0.46	U	0.46	1.0	µg/L	1	01/12/07 21:21	41477
1,2-Dichloropropane	0.13	U	0.13	1.0	µg/L	1	01/12/07 21:21	41477
cis-1,3-Dichloropropene	0.19	U	0.19	0.50	µg/L	1	01/12/07 21:21	41477
trans-1,3-Dichloropropene	0.33	U	0.33	0.50	µg/L	1	01/12/07 21:21	41477
Ethylbenzene	0.47	U	0.47	1.0	µg/L	1	01/12/07 21:21	41477
2-Hexanone	0.59	U	0.59	10	µg/L	1	01/12/07 21:21	41477
Iodomethane	0.80	U	0.80	1.0	µg/L	1	01/12/07 21:21	41477
4-Methyl-2-pentanone	0.76	U	0.76	10	µg/L	1	01/12/07 21:21	41477

Data Qualifier Code Key:
I Analyte detected below quantitation limits
U Not Detected Above the MDL

ELAB, Inc. 8 East Tower Cr., Ormond Beach, FL 32174-8759 **Date:** *17-Jan-07*

Analytical Report

CLIENT: Pasco County Environmental Laboratory
Lab Order: F07010443
Project: Resource Recovery
Lab ID: F07010443-011

Client Sample ID: 2MW15
Collection Date: 1/10/2007 10:40:00 AM
Sample Description:
Matrix: Groundwater

Analyses	Result	Qual	MDL	RL	Units	DF	Date Analyzed	Batch ID
8260: VOLATILE ORGANIC COMPOUNDS		**SW8260**	PrepDate: **1/12/2007**				Analyst: **PAN**	
Methylene chloride	0.33	U	0.33	5.0	µg/L	1	01/12/07 21:21	41477
Styrene	0.59	U	0.59	1.0	µg/L	1	01/12/07 21:21	41477
1,1,1,2-Tetrachloroethane	0.69	U	0.69	1.0	µg/L	1	01/12/07 21:21	41477
1,1,2,2-Tetrachloroethane	0.19	U	0.19	0.50	µg/L	1	01/12/07 21:21	41477
Tetrachloroethene	0.74	U	0.74	1.0	µg/L	1	01/12/07 21:21	41477
Toluene	0.15	U	0.15	1.0	µg/L	1	01/12/07 21:21	41477
1,1,1-Trichloroethane	0.66	U	0.66	1.0	µg/L	1	01/12/07 21:21	41477
1,1,2-Trichloroethane	0.50	U	0.50	1.0	µg/L	1	01/12/07 21:21	41477
Trichloroethene	0.61	U	0.61	1.0	µg/L	1	01/12/07 21:21	41477
Trichlorofluoromethane	0.20	U	0.20	1.0	µg/L	1	01/12/07 21:21	41477
1,2,3-Trichloropropane	0.20	U	0.20	0.50	µg/L	1	01/12/07 21:21	41477
Vinyl acetate	0.79	U	0.79	2.0	µg/L	1	01/12/07 21:21	41477
Vinyl chloride	0.37	U	0.37	1.0	µg/L	1	01/12/07 21:21	41477
Xylenes, Total	0.32	U	0.32	1.0	µg/L	1	01/12/07 21:21	41477
Surr: 4-Bromofluorobenzene	86.2		0	83.1-105	%REC	1	01/12/07 21:21	41477
Surr: Dibromofluoromethane	103		0	81.7-122	%REC	1	01/12/07 21:21	41477
Surr: 1,2-Dichloroethane-d4	108		0	78.1-130	%REC	1	01/12/07 21:21	41477
Surr: Toluene-d8	95.8		0	82.5-114	%REC	1	01/12/07 21:21	41477

Data Qualifier Code Key:
I Analyte detected below quantitation limits
U Not Detected Above the MDL

PASCO COUNTY, FLORIDA

ENVIRONMENTAL LABORATORY
8864 GOVERNMENT DRIVE
NEW PORT RICHEY, FL 34654
PHONE 727-847-8902

DHRS E44123
CONTACTS:
GLORIA KRUEGER
BILL WARGO

REPORT OF ANALYSES

Resource Recovery
Class I Landfill
Hays Road
Shady Hills, Fl
John Power

Date: 10/13/2006

SAMPLE NUMBER	AA75073	SAMPLE ID 2MW17S @ RESREC	SAMPLE MATRIX GW
DATE SAMPLED	10/5/2006		TIME SAMPLED 10:30
DATE RECEIVED	10/5/2006	SAMPLER CSC	RECEIVED BY GK
TIME RECEIVED	15:45	DELIVERED BY CSC	SAMPLE TYPE Pumped

ANALYSIS	METHOD	ANALYSIS DATE	ANALYSIS TIME	BY	RESULT	QUAL	UNIT	DET. LIMIT
Color by Observation	Observation	10/5/2006	10:30	CSC	CLEAR			
Conductivity Field	SM2510B	10/5/2006	10:30	CSC	231		umhos/cm	
Dissolved Oxygen Field	SM4500OG	10/5/2006	10:30	CSC	2.00		mg/L	0.00
pH Field	SM4500HB	10/5/2006	10:30	CSC	5.93		std units	
Temperature Field	SM2550B	10/5/2006	10:30	CSC	25.50		deg C	
Water Level		10/5/2006	10:30	CSC	24.92		Feet N.G.V	
Iron, Total, Flame	SM3111B	10/6/2006	10:50	TER	0.04		mg/L	0.01
Mercury, Total, CVAA	SM3112B	10/9/2006	9:45	TER	<0.0005	U	mg/L	).000!
Sodium, Total, Flame	SM3111B	10/6/2006	10:20	TER	2.70		mg/L	0.20
Ammonia	SM4500NH	10/9/2006	12:30	CEM	0.70		mg/L	0.04
Nitrate	SM4500NO	10/6/2006	11:25	CEM	3.89		mg/L	0.02

ANALYSIS COMMENTS:

All calulations are on wet weight basis

LABORATORY DIRECTOR Carolina E. Mulkey

THIS DOCUMENT MEETS NELAC STANDARDS

NELAC Certification # E44123

PASCO COUNTY, FLORIDA

ENVIRONMENTAL LABORATORY
8864 GOVERNMENT DRIVE
NEW PORT RICHEY, FL 34654
PHONE 727-847-8902

DHRS E44123
CONTACTS:
GLORIA KRUEGER
BILL WARGO

REPORT OF ANALYSES

Resource Recovery
Class I Landfill
Hays Road
Shady Hills, Fl
John Power

Date: 10/13/2006

SAMPLE NUMBER	AA75073	SAMPLE ID 2MW17S @ RESREC	SAMPLE MATRIX GW
DATE SAMPLED	10/5/2006		TIME SAMPLED 10:30
DATE RECEIVED	10/5/2006	SAMPLER CSC	RECEIVED BY GK
TIME RECEIVED	15:45	DELIVERED BY CSC	SAMPLE TYPE Pumped

ANALYSIS	METHOD	ANALYSIS DATE	ANALYSIS TIME	ANALYSIS BY	RESULT	QUAL	UNIT	DET. LIMIT
Total Dissolved Solids	SM2540C	10/10/2006	16:00	AS	174		mg/L	26.3
Chloride	SM4500CLE	10/8/2006	13:00	CEM	4.07		mg/L	0.45
Turbidity	SM2130B	10/5/2006	16:00	CSC	4.36		NTU's	

ANALYSIS COMMENTS:

All calulations are on wet weight basis

LABORATORY DIRECTOR Candice E. Mulhern

THIS DOCUMENT MEETS NELAC STANDARDS

NELAC Certification # E44123

PART III ANALYTICAL RESULTS

Facility GMS #: 4051C00030

Sampling Date/Time: 10/05/06 10:30

Test Site ID #:

Report Period: 2006 / Semester III (year/quarter)

Well Name: 2MW-17S

Well Purged (Y/N): YES

Classification of Groundwater:

Well Type: ( ) Background ( ) Intermediate ( ) Compliance ( ) Other

Groundwater Elevation (NGVD): 24.92

or (MSL):

Storet Code	Parameter Monitored	Sampling Method	Field Filtered Y/N	Analysis Method	Analysis Date/Time	*Analysis Results/Units		Detection Limits/Units	
000929	Sodium	Well Wiz. Ded. Mon. System	No	SM 3111B	10/06/06 10:20	2.70	mg/L	0.10	mg/L
001045	Iron	"	"	SM 3111B	10/06/06 10:50	0.04	mg/L	0.02	mg/L
071900	Mercury	"	"	SM 3112B	10/09/06 9:45	<0.0005	mg/L	0.0005	mg/L
000400	pH-Field	"	"	SM 4500H+B	10/05/06 10:30	5.93	Std. Units	0.01	Std. Units
000010	Temperature (Field)	"	"	SM 2550B	10/05/06 10:30	25.50	°C	0	°C
000095	Specific Cond. (Field)	"	"	SM 2510B	10/05/06 10:30	231	µmhos/cm	0.0	µmhos/cm
000344	D.O. (Field)	"	"	SM 45000G	10/05/06 10:30	2.00	mg/L	0.0	mg/L
082079	Turbidity	"	"	SM 2130B	10/05/06 16:00	4.36	NTU	0.01	NTU
000940	Chloride	"	"	SM 4500Cl-B	10/08/06 13:00	4.07	mg/L	0.47	mg/L
070300	Total Dis. Solids	"	"	SM 2540C	10/10/06 16:00	174	mg/L	17.3	mg/L
000610	Ammonia	"	"	SM 4500NH_3H	10/09/06 12:30	0.70	mg/L	0.08	mg/L
000620	Nitrate	"	"	SM 4500NO_3F	10/06/06 11:25	3.89	mg/L	0.03	mg/L
072020	Water Level (MSL)	"	"		10/05/06 10:30	24.92	Feet		Feet
900216	Color	"	"	SM 2120B	10/05/06 10:30	Clear	PCU	0.0	PCU

*Attach Laboratory Reports

mo/IIfil07(2)

ELAB, Inc. 8 East Tower Cr., Ormond Beach, FL 32174-8759 **Date:** *08-Dec-06*

Analytical Report

CLIENT: Pasco County Environmental Laboratory
Lab Order: F06110795
Project: Resource Recovery
Lab ID: F06110795-012

Client Sample ID: 2MW17S
Collection Date: 10/5/2006 10:30:00 AM
Sample Description:
Matrix: Groundwater

Analyses	Result	Qual	MDL	RL	Units	DF	Date Analyzed	Batch ID
ICP METALS		**SW6010**	PrepDate: **11/20/2006 11:48:00**				Analyst: **TPI**	
Arsenic	0.0028	U	0.0028	0.010	mg/L	1	11/21/06 04:24	40382
Barium	0.010		0.0014	0.010	mg/L	1	11/21/06 04:24	40382
Beryllium	0.00016	U	0.00016	0.0010	mg/L	1	11/21/06 04:24	40382
Cadmium	0.00036	U	0.00036	0.0010	mg/L	1	11/21/06 04:24	40382
Chromium	0.00065	U	0.00065	0.0050	mg/L	1	11/21/06 04:24	40382
Cobalt	0.0010	U	0.0010	0.010	mg/L	1	11/21/06 04:24	40382
Copper	0.0021	U	0.0021	0.0050	mg/L	1	11/21/06 04:24	40382
Lead	0.0026	U	0.0026	0.010	mg/L	1	11/21/06 04:24	40382
Nickel	0.0017	I	0.0015	0.0050	mg/L	1	11/21/06 04:24	40382
Selenium	0.0042	U	0.0042	0.015	mg/L	1	11/21/06 04:24	40382
Silver	0.00091	U	0.00091	0.0050	mg/L	1	11/21/06 04:24	40382
Vanadium	0.0016	U	0.0016	0.010	mg/L	1	11/21/06 04:24	40382
Zinc	0.0034	I	0.0032	0.020	mg/L	1	11/21/06 04:24	40382
ICP/MS METALS		**SW6020**	PrepDate: **11/20/2006 11:48:00**				Analyst: **DSK**	
Antimony	0.00040	U	0.00040	0.0010	mg/L	1	11/29/06 16:16	40382
Thallium	0.00012	U	0.00012	0.0010	mg/L	1	11/29/06 16:16	40382

Data Qualifier Code Key:

I Analyte detected below quantitation limits
V Analyte detected in the associated Method Blank
U Not Detected Above the MDL

ELAB, Inc. 8 East Tower Cr., Ormond Beach, FL 32174-8759 **Date:** *17-Jan-07*

Analytical Report

CLIENT: Pasco County Environmental Laboratory
Lab Order: F07010443
Project: Resource Recovery
Lab ID: F07010443-012

Client Sample ID: 2MW17
Collection Date: 1/10/2007 12:00:00 PM
Sample Description:
Matrix: Groundwater

Analyses	Result	Qual	MDL	RL	Units	DF	Date Analyzed	Batch ID
8011: EDB AND DBCP		**SW8011**	PrepDate:	**1/16/2007 12:10:00**			Analyst: **BC**	
1,2-Dibromo-3-chloropropane	0.0060	U	0.0060	0.020	µg/L	1	01/16/07 22:28	41489
Ethylene Dibromide	0.0063	U	0.0063	0.010	µg/L	1	01/16/07 22:28	41489
Surr: 4-Bromofluorobenzene	99.2		0	60-140	%REC	1	01/16/07 22:28	41489
8260: VOLATILE ORGANIC COMPOUNDS		**SW8260**	PrepDate:	**1/12/2007**			Analyst: **PAN**	
Acetone	2.5	U	2.5	10	µg/L	1	01/12/07 22:53	41477
Acrylonitrile	0.72	U	0.72	10	µg/L	1	01/12/07 22:53	41477
Benzene	0.16	U	0.16	1.0	µg/L	1	01/12/07 22:53	41477
Bromochloromethane	0.64	U	0.64	1.0	µg/L	1	01/12/07 22:53	41477
Bromodichloromethane	0.37	U	0.37	0.60	µg/L	1	01/12/07 22:53	41477
Bromoform	0.42	U	0.42	1.0	µg/L	1	01/12/07 22:53	41477
Bromomethane	0.26	U	0.26	1.0	µg/L	1	01/12/07 22:53	41477
2-Butanone	0.65	U	0.65	10	µg/L	1	01/12/07 22:53	41477
Carbon disulfide	0.81	U	0.81	1.0	µg/L	1	01/12/07 22:53	41477
Carbon tetrachloride	0.78	U	0.78	1.0	µg/L	1	01/12/07 22:53	41477
Chlorobenzene	0.17	U	0.17	1.0	µg/L	1	01/12/07 22:53	41477
Chloroethane	0.52	U	0.52	1.0	µg/L	1	01/12/07 22:53	41477
Chloroform	0.60	U	0.60	1.0	µg/L	1	01/12/07 22:53	41477
Chloromethane	3.5		0.60	1.0	µg/L	1	01/12/07 22:53	41477
Dibromochloromethane	0.20	U	0.20	0.50	µg/L	1	01/12/07 22:53	41477
Dibromomethane	0.94	U	0.94	1.0	µg/L	1	01/12/07 22:53	41477
trans-1,4-Dichloro-2-butene	2.1	U	2.1	10	µg/L	1	01/12/07 22:53	41477
1,2-Dichlorobenzene	0.11	U	0.11	1.0	µg/L	1	01/12/07 22:53	41477
1,4-Dichlorobenzene	0.86	U	0.86	1.0	µg/L	1	01/12/07 22:53	41477
1,1-Dichloroethane	0.81	U	0.81	1.0	µg/L	1	01/12/07 22:53	41477
1,2-Dichloroethane	0.92	U	0.92	1.0	µg/L	1	01/12/07 22:53	41477
1,1-Dichloroethene	0.81	U	0.81	1.0	µg/L	1	01/12/07 22:53	41477
cis-1,2-Dichloroethene	0.92	U	0.92	1.0	µg/L	1	01/12/07 22:53	41477
trans-1,2-Dichloroethene	0.46	U	0.46	1.0	µg/L	1	01/12/07 22:53	41477
1,2-Dichloropropane	0.13	U	0.13	1.0	µg/L	1	01/12/07 22:53	41477
cis-1,3-Dichloropropene	0.19	U	0.19	0.50	µg/L	1	01/12/07 22:53	41477
trans-1,3-Dichloropropene	0.33	U	0.33	0.50	µg/L	1	01/12/07 22:53	41477
Ethylbenzene	0.47	U	0.47	1.0	µg/L	1	01/12/07 22:53	41477
2-Hexanone	0.59	U	0.59	10	µg/L	1	01/12/07 22:53	41477
Iodomethane	0.80	U	0.80	1.0	µg/L	1	01/12/07 22:53	41477
4-Methyl-2-pentanone	0.76	U	0.76	10	µg/L	1	01/12/07 22:53	41477

Data Qualifier Code Key:
I Analyte detected below quantitation limits
U Not Detected Above the MDL

Analytical Report

CLIENT: Pasco County Environmental Laboratory
Lab Order: F07010443
Project: Resource Recovery
Lab ID: F07010443-012

Client Sample ID: 2MW17
Collection Date: 1/10/2007 12:00:00 PM
Sample Description:
Matrix: Groundwater

Analyses	Result	Qual	MDL	RL	Units	DF	Date Analyzed	Batch ID
8260: VOLATILE ORGANIC COMPOUNDS		**SW8260**	PrepDate:	**1/12/2007**			Analyst: **PAN**	
Methylene chloride	0.33	U	0.33	5.0	µg/L	1	01/12/07 22:53	41477
Styrene	0.59	U	0.59	1.0	µg/L	1	01/12/07 22:53	41477
1,1,1,2-Tetrachloroethane	0.69	U	0.69	1.0	µg/L	1	01/12/07 22:53	41477
1,1,2,2-Tetrachloroethane	0.19	U	0.19	0.50	µg/L	1	01/12/07 22:53	41477
Tetrachloroethene	0.74	U	0.74	1.0	µg/L	1	01/12/07 22:53	41477
Toluene	0.15	U	0.15	1.0	µg/L	1	01/12/07 22:53	41477
1,1,1-Trichloroethane	0.66	U	0.66	1.0	µg/L	1	01/12/07 22:53	41477
1,1,2-Trichloroethane	0.50	U	0.50	1.0	µg/L	1	01/12/07 22:53	41477
Trichloroethene	0.61	U	0.61	1.0	µg/L	1	01/12/07 22:53	41477
Trichlorofluoromethane	0.20	U	0.20	1.0	µg/L	1	01/12/07 22:53	41477
1,2,3-Trichloropropane	0.20	U	0.20	0.50	µg/L	1	01/12/07 22:53	41477
Vinyl acetate	0.79	U	0.79	2.0	µg/L	1	01/12/07 22:53	41477
Vinyl chloride	0.37	U	0.37	1.0	µg/L	1	01/12/07 22:53	41477
Xylenes, Total	0.32	U	0.32	1.0	µg/L	1	01/12/07 22:53	41477
Surr: 4-Bromofluorobenzene	88.8		0	83.1-105	%REC	1	01/12/07 22:53	41477
Surr: Dibromofluoromethane	102		0	81.7-122	%REC	1	01/12/07 22:53	41477
Surr: 1,2-Dichloroethane-d4	107		0	78.1-130	%REC	1	01/12/07 22:53	41477
Surr: Toluene-d8	97.0		0	82.5-114	%REC	1	01/12/07 22:53	41477

Data Qualifier Code Key:
I Analyte detected below quantitation limits
U Not Detected Above the MDL

PASCO COUNTY, FLORIDA

ENVIRONMENTAL LABORATORY
8864 GOVERNMENT DRIVE
NEW PORT RICHEY, FL 34654
PHONE 727-847-8902

DHRS E44123
CONTACTS:
GLORIA KRUEGER
BILL WARGO

REPORT OF ANALYSES

Resource Recovery
Class I Landfill
Hays Road
Shady Hills, Fl
John Power

Date: 10/13/2006

SAMPLE NUMBER	AA75074	SAMPLE ID 2MW18D @ RESREC	SAMPLE MATRIX GW
DATE SAMPLED	10/5/2006		TIME SAMPLED 11:06
DATE RECEIVED	10/5/2006	SAMPLER CSC	RECEIVED BY GK
TIME RECEIVED	15:45	DELIVERED BY CSC	SAMPLE TYPE Pumped

ANALYSIS	METHOD	DATE	ANALYSIS TIME	BY	RESULT	QUAL	UNIT	DET. LIMIT
Color by Observation	Observation	10/5/2006	11:06	CSC	CLEAR			
Conductivity Field	SM2510B	10/5/2006	11:06	CSC	401		umhos/cm	
Dissolved Oxygen Field	SM4500OG	10/5/2006	11:06	CSC	1.78		mg/L	0.00
pH Field	SM4500HB	10/5/2006	11:06	CSC	7.01		std units	
Temperature Field	SM2550B	10/5/2006	11:06	CSC	25.40		deg C	
Water Level		10/5/2006	11:06	CSC	24.77		Feet N.G.V	
Iron, Total, Flame	SM3111B	10/6/2006	10:50	TER	0.04		mg/L	0.01
Mercury, Total, CVAA	SM3112B	10/9/2006	9:45	TER	<0.0005	U	mg/L	).000[illegible]
Sodium, Total, Flame	SM3111B	10/6/2006	10:20	TER	8.13		mg/L	0.20
Ammonia	SM4500NH	10/9/2006	12:30	CEM	0.47		mg/L	0.04
Nitrate	SM4500NO	10/6/2006	11:25	CEM	3.39		mg/L	0.02

ANALYSIS COMMENTS:

All calulations are on wet weight basis

LABORATORY DIRECTOR Carolina E. Thulke

THIS DOCUMENT MEETS NELAC STANDARDS

NELAC Certification # E44123

PASCO COUNTY, FLORIDA

ENVIRONMENTAL LABORATORY
8864 GOVERNMENT DRIVE
NEW PORT RICHEY, FL 34654
PHONE 727-847-8902

DHRS E44123
CONTACTS:
GLORIA KRUEGER
BILL WARGO

REPORT OF ANALYSES

Resource Recovery
Class I Landfill
Hays Road
Shady Hills, Fl
John Power

Date: 10/13/2006

SAMPLE NUMBER	AA75074	SAMPLE ID 2MW18D @ RESREC	SAMPLE MATRIX GW
DATE SAMPLED	10/5/2006		TIME SAMPLED 11:06
DATE RECEIVED	10/5/2006	SAMPLER CSC	RECEIVED BY GK
TIME RECEIVED	15:45	DELIVERED BY CSC	SAMPLE TYPE Pumped

ANALYSIS	METHOD	ANALYSIS DATE	ANALYSIS TIME	ANALYSIS BY	RESULT	QUAL	UNIT	DET. LIMIT
Total Dissolved Solids	SM2540C	10/10/2006	16:00	AS	288		mg/L	26.3
Chloride	SM4500CLE	10/8/2006	13:00	CEM	23.5		mg/L	0.45
Turbidity	SM2130B	10/5/2006	16:00	CSC	1.11		NTU's	

ANALYSIS COMMENTS:

All calulations are on wet weight basis

LABORATORY DIRECTOR

THIS DOCUMENT MEETS NELAC STANDARDS

NELAC Certification # E44123

PART III ANALYTICAL RESULTS

Facility GMS #: 4051C00030

Sampling Date/Time: 10/05/06 11:06

Test Site ID #:

Report Period: 2006 / Semester III (year/quarter)

Well Name: 2MW-18D

Well Purged (Y/N): YES

Classification of Groundwater: Surficial

Well Type: ( ) Background ( ) Intermediate ( ) Compliance ( ) Other

Groundwater Elevation (NGVD): 24.77

or (MSL):

Storet Code	Parameter Monitored	Sampling Method	Field Filtered Y/N	Analysis Method	Analysis Date/Time	*Analysis Results/Units		Detection Limits/Units	
000929	Sodium	Well Wiz. Ded. Mon. System	No	SM 3111B	10/06/06 10:20	8.13	mg/L	0.10	mg/L
001045	Iron	"	"	SM 3111B	10/06/06 10:50	0.04	mg/L	0.02	mg/L
071900	Mercury	"	"	SM 3112B	10/09/06 9:45	<0.0005	mg/L	0.0005	mg/L
000400	pH-Field	"	"	SM 4500H+B	10/05/06 11:06	7.01	Std. Units	0.01	Std. Units
000010	Temperature (Field)	"	"	SM 2550B	10/05/06 11:06	25.40	°C	0	°C
000095	Specific Cond. (Field)	"	"	SM 2510B	10/05/06 11:06	401	µmhos/cm	0.0	µmhos/cm
000344	D.O. (Field)	"	"	SM 45000G	10/05/06 11:06	1.78	mg/L	0.0	mg/L
082079	Turbidity	"	"	SM 2130B	10/05/06 16:00	1.11	NTU	0.01	NTU
000940	Chloride	"	"	SM 4500Cl-B	10/08/06 13:00	23.5	mg/L	0.47	mg/L
070300	Total Dis. Solids	"	"	SM 2540C	10/10/06 16:00	288	mg/L	17.3	mg/L
000610	Ammonia	"	"	SM 4500NH_3H	10/09/06 12:30	0.47	mg/L	0.08	mg/L
000620	Nitrate	"	"	SM 4500$N0_3$F	10/06/06 11:25	3.39	mg/L	0.03	mg/L
072020	Water Level (MSL)	"	"		10/05/06 11:06	24.77	Feet		Feet
900216	Color	"	"	SM 2120B	10/05/06 11:06	Clear	PCU	0.0	PCU

*Attach Laboratory Reports

mo/ltfil07(3)

ELAB, Inc. 8 East Tower Cr., Ormond Beach, FL 32174-8759 **Date:** *08-Dec-06*

Analytical Report

CLIENT: Pasco County Environmental Laboratory
Lab Order: F06110795
Project: Resource Recovery
Lab ID: F06110795-013

Client Sample ID: 2MW18D
Collection Date: 10/5/2006 11:06:00 AM
Sample Description:
Matrix: Groundwater

Analyses	Result	Qual	MDL	RL	Units	DF	Date Analyzed	Batch ID
ICP METALS		**SW6010**	PrepDate: **11/20/2006 11:48:00**				Analyst: **TPI**	
Arsenic	0.0028	U	0.0028	0.010	mg/L	1	11/21/06 04:28	40382
Barium	0.010		0.0014	0.010	mg/L	1	11/21/06 04:28	40382
Beryllium	0.00016	U	0.00016	0.0010	mg/L	1	11/21/06 04:28	40382
Cadmium	0.00036	U	0.00036	0.0010	mg/L	1	11/21/06 04:28	40382
Chromium	0.00068	I	0.00065	0.0050	mg/L	1	11/21/06 04:28	40382
Cobalt	0.0010	U	0.0010	0.010	mg/L	1	11/21/06 04:28	40382
Copper	0.0021	U	0.0021	0.0050	mg/L	1	11/21/06 04:28	40382
Lead	0.0026	U	0.0026	0.010	mg/L	1	11/21/06 04:28	40382
Nickel	0.0015	U	0.0015	0.0050	mg/L	1	11/21/06 04:28	40382
Selenium	0.0042	U	0.0042	0.015	mg/L	1	11/21/06 04:28	40382
Silver	0.00091	U	0.00091	0.0050	mg/L	1	11/21/06 04:28	40382
Vanadium	0.0026	I	0.0016	0.010	mg/L	1	11/21/06 04:28	40382
Zinc	0.0032	U	0.0032	0.020	mg/L	1	11/21/06 04:28	40382
ICP/MS METALS		**SW6020**	PrepDate: **11/20/2006 11:48:00**				Analyst: **DSK**	
Antimony	0.00040	U	0.00040	0.0010	mg/L	1	11/29/06 16:21	40382
Thallium	0.00012	U	0.00012	0.0010	mg/L	1	11/29/06 16:21	40382

Data Qualifier Code Key:

I Analyte detected below quantitation limits
V Analyte detected in the associated Method Blank
U Not Detected Above the MDL

ELAB, Inc. 8 East Tower Cr., Ormond Beach, FL 32174-8759 **Date:** *17-Jan-07*

Analytical Report

CLIENT: Pasco County Environmental Laboratory
Lab Order: F07010443
Project: Resource Recovery
Lab ID: F07010443-013

Client Sample ID: 2MW18
Collection Date: 1/10/2007 12:15:00 PM
Sample Description:
Matrix: Groundwater

Analyses	Result	Qual	MDL	RL	Units	DF	Date Analyzed	Batch ID
8011: EDB AND DBCP		**SW8011**	PrepDate:	**1/16/2007 12:10:00**			Analyst: **BC**	
1,2-Dibromo-3-chloropropane	0.0060	U	0.0060	0.020	µg/L	1	01/16/07 22:47	41489
Ethylene Dibromide	0.0063	U	0.0063	0.010	µg/L	1	01/16/07 22:47	41489
Surr: 4-Bromofluorobenzene	93.0		0	60-140	%REC	1	01/16/07 22:47	41489
8260: VOLATILE ORGANIC COMPOUNDS		**SW8260**	PrepDate:	**1/12/2007**			Analyst: **PAN**	
Acetone	2.7	I	2.5	10	µg/L	1	01/12/07 23:25	41477
Acrylonitrile	0.72	U	0.72	10	µg/L	1	01/12/07 23:25	41477
Benzene	0.16	U	0.16	1.0	µg/L	1	01/12/07 23:25	41477
Bromochloromethane	0.64	U	0.64	1.0	µg/L	1	01/12/07 23:25	41477
Bromodichloromethane	0.37	U	0.37	0.60	µg/L	1	01/12/07 23:25	41477
Bromoform	0.42	U	0.42	1.0	µg/L	1	01/12/07 23:25	41477
Bromomethane	0.26	U	0.26	1.0	µg/L	1	01/12/07 23:25	41477
2-Butanone	0.65	U	0.65	10	µg/L	1	01/12/07 23:25	41477
Carbon disulfide	0.81	U	0.81	1.0	µg/L	1	01/12/07 23:25	41477
Carbon tetrachloride	0.78	U	0.78	1.0	µg/L	1	01/12/07 23:25	41477
Chlorobenzene	0.17	U	0.17	1.0	µg/L	1	01/12/07 23:25	41477
Chloroethane	0.52	U	0.52	1.0	µg/L	1	01/12/07 23:25	41477
Chloroform	0.60	U	0.60	1.0	µg/L	1	01/12/07 23:25	41477
Chloromethane	0.60	U	0.60	1.0	µg/L	1	01/12/07 23:25	41477
Dibromochloromethane	0.20	U	0.20	0.50	µg/L	1	01/12/07 23:25	41477
Dibromomethane	0.94	U	0.94	1.0	µg/L	1	01/12/07 23:25	41477
trans-1,4-Dichloro-2-butene	2.1	U	2.1	10	µg/L	1	01/12/07 23:25	41477
1,2-Dichlorobenzene	0.11	U	0.11	1.0	µg/L	1	01/12/07 23:25	41477
1,4-Dichlorobenzene	0.86	U	0.86	1.0	µg/L	1	01/12/07 23:25	41477
1,1-Dichloroethane	0.81	U	0.81	1.0	µg/L	1	01/12/07 23:25	41477
1,2-Dichloroethane	0.92	U	0.92	1.0	µg/L	1	01/12/07 23:25	41477
1,1-Dichloroethene	0.81	U	0.81	1.0	µg/L	1	01/12/07 23:25	41477
cis-1,2-Dichloroethene	0.92	U	0.92	1.0	µg/L	1	01/12/07 23:25	41477
trans-1,2-Dichloroethene	0.46	U	0.46	1.0	µg/L	1	01/12/07 23:25	41477
1,2-Dichloropropane	0.13	U	0.13	1.0	µg/L	1	01/12/07 23:25	41477
cis-1,3-Dichloropropene	0.19	U	0.19	0.50	µg/L	1	01/12/07 23:25	41477
trans-1,3-Dichloropropene	0.33	U	0.33	0.50	µg/L	1	01/12/07 23:25	41477
Ethylbenzene	0.47	U	0.47	1.0	µg/L	1	01/12/07 23:25	41477
2-Hexanone	0.59	U	0.59	10	µg/L	1	01/12/07 23:25	41477
Iodomethane	0.80	U	0.80	1.0	µg/L	1	01/12/07 23:25	41477
4-Methyl-2-pentanone	0.76	U	0.76	10	µg/L	1	01/12/07 23:25	41477

Data Qualifier Code Key:
I Analyte detected below quantitation limits
U Not Detected Above the MDL

ELAB, Inc. 8 East Tower Cr., Ormond Beach, FL 32174-8759 **Date:** *17-Jan-07*

Analytical Report

CLIENT: Pasco County Environmental Laboratory
Lab Order: F07010443
Project: Resource Recovery
Lab ID: F07010443-013

Client Sample ID: 2MW18
Collection Date: 1/10/2007 12:15:00 PM
Sample Description:
Matrix: Groundwater

Analyses	Result	Qual	MDL	RL	Units	DF	Date Analyzed	Batch ID
8260: VOLATILE ORGANIC COMPOUNDS		**SW8260**	PrepDate:	**1/12/2007**			Analyst: **PAN**	
Methylene chloride	0.33	U	0.33	5.0	µg/L	1	01/12/07 23:25	41477
Styrene	0.59	U	0.59	1.0	µg/L	1	01/12/07 23:25	41477
1,1,1,2-Tetrachloroethane	0.69	U	0.69	1.0	µg/L	1	01/12/07 23:25	41477
1,1,2,2-Tetrachloroethane	0.19	U	0.19	0.50	µg/L	1	01/12/07 23:25	41477
Tetrachloroethene	0.74	U	0.74	1.0	µg/L	1	01/12/07 23:25	41477
Toluene	0.15	U	0.15	1.0	µg/L	1	01/12/07 23:25	41477
1,1,1-Trichloroethane	0.66	U	0.66	1.0	µg/L	1	01/12/07 23:25	41477
1,1,2-Trichloroethane	0.50	U	0.50	1.0	µg/L	1	01/12/07 23:25	41477
Trichloroethene	0.61	U	0.61	1.0	µg/L	1	01/12/07 23:25	41477
Trichlorofluoromethane	0.20	U	0.20	1.0	µg/L	1	01/12/07 23:25	41477
1,2,3-Trichloropropane	0.20	U	0.20	0.50	µg/L	1	01/12/07 23:25	41477
Vinyl acetate	0.79	U	0.79	2.0	µg/L	1	01/12/07 23:25	41477
Vinyl chloride	0.37	U	0.37	1.0	µg/L	1	01/12/07 23:25	41477
Xylenes, Total	0.32	U	0.32	1.0	µg/L	1	01/12/07 23:25	41477
Surr: 4-Bromofluorobenzene	89.5		0	83.1-105	%REC	1	01/12/07 23:25	41477
Surr: Dibromofluoromethane	101		0	81.7-122	%REC	1	01/12/07 23:25	41477
Surr: 1,2-Dichloroethane-d4	105		0	78.1-130	%REC	1	01/12/07 23:25	41477
Surr: Toluene-d8	94.8		0	82.5-114	%REC	1	01/12/07 23:25	41477

Data Qualifier Code Key:
I Analyte detected below quantitation limits
U Not Detected Above the MDL

PASCO COUNTY, FLORIDA

ENVIRONMENTAL LABORATORY
8864 GOVERNMENT DRIVE
NEW PORT RICHEY, FL 34654
PHONE 727-847-8902

DHRS E44123
CONTACTS:
GLORIA KRUEGER
BILL WARGO

REPORT OF ANALYSES

Resource Recovery
Class I Landfill
Hays Road
Shady Hills, Fl
John Power

Date: 10/13/2006

SAMPLE NUMBER	AA75075	SAMPLE ID 2MW19D @ RESREC	SAMPLE MATRIX GW
DATE SAMPLED	10/5/2006		TIME SAMPLED 12:00
DATE RECEIVED	10/5/2006	SAMPLER CSC	RECEIVED BY GK
TIME RECEIVED	15:45	DELIVERED BY CSC	SAMPLE TYPE Pumped

ANALYSIS	METHOD	ANALYSIS DATE	ANALYSIS TIME	BY	RESULT	QUAL	UNIT	DET. LIMIT
Color by Observation	Observation	10/5/2006	12:00	CSC	CLEAR			
Conductivity Field	SM2510B	10/5/2006	12:00	CSC	349		umhos/cm	
Dissolved Oxygen Field	SM4500OG	10/5/2006	12:00	CSC	2.24		mg/L	0.00
pH Field	SM4500HB	10/5/2006	12:00	CSC	7.37		std units	
Temperature Field	SM2550B	10/5/2006	12:00	CSC	25.60		deg C	
Water Level		10/5/2006	12:00	CSC	25.51		Feet N.G.V	
Iron, Total, Flame	SM3111B	10/6/2006	10:50	TER	0.02		mg/L	0.01
Mercury, Total, CVAA	SM3112B	10/9/2006	9:45	TER	<0.0005	U	mg/L	).000!
Sodium, Total, Flame	SM3111B	10/6/2006	10:20	TER	7.04		mg/L	0.20
Ammonia	SM4500NH	10/9/2006	12:30	CEM	0.09		mg/L	0.04
Nitrate	SM4500NO	10/6/2006	11:25	CEM	0.29		mg/L	0.02

ANALYSIS COMMENTS:

All calulations are on wet weight basis

LABORATORY DIRECTOR Carolin E. Thulke

THIS DOCUMENT MEETS NELAC STANDARDS

NELAC Certification # E44123

PASCO COUNTY, FLORIDA

ENVIRONMENTAL LABORATORY
8864 GOVERNMENT DRIVE
NEW PORT RICHEY, FL 34654
PHONE 727-847-8902

DHRS E44123
CONTACTS:
GLORIA KRUEGER
BILL WARGO

REPORT OF ANALYSES

Resource Recovery
Class I Landfill
Hays Road
Shady Hills, Fl
John Power

Date: 10/13/2006

SAMPLE NUMBER	AA75075	SAMPLE ID 2MW19D @ RESREC	SAMPLE MATRIX GW
DATE SAMPLED	10/5/2006		TIME SAMPLED 12:00
DATE RECEIVED	10/5/2006	SAMPLER CSC	RECEIVED BY GK
TIME RECEIVED	15:45	DELIVERED BY CSC	SAMPLE TYPE Pumped

ANALYSIS	METHOD	ANALYSIS DATE	ANALYSIS TIME	ANALYSIS BY	RESULT	QUAL	UNIT	DET. LIMIT
Total Dissolved Solids	SM2540C	10/10/2006	16:00	AS	264		mg/L	26.3
Chloride	SM4500CLE	10/8/2006	13:00	CEM	21.9		mg/L	0.45
Turbidity	SM2130B	10/5/2006	16:00	CSC	0.82		NTU's	

ANALYSIS COMMENTS:

All calulations are on wet weight basis

LABORATORY DIRECTOR Carolia E. Thulke

THIS DOCUMENT MEETS NELAC STANDARDS

NELAC Certification # E44123

PART III ANALYTICAL RESULTS

Facility GMS #: 4051C00030

Sampling Date/Time: 10/05/06 12:00

Test Site ID #:

Report Period: 2006 / Semester III (year/quarter)

Well Name: 2MW-19D

Well Purged (Y/N): YES

Classification of Groundwater: Floridan

Well Type: ( ) Background ( ) Intermediate ( ) Compliance ( ) Other

Groundwater Elevation (NGVD): 25.51

or (MSL):

Storet Code	Parameter Monitored	Sampling Method	Field Filtered Y/N	Analysis Method	Analysis Date/Time	*Analysis Results/Units		Detection Limits/Units	
000929	Sodium	Well Wiz. Ded. Mon. System	No	SM 3111B	10/06/06 10:20	7.04	mg/L	0.10	mg/L
001045	Iron	"	"	SM 3111B	10/06/06 10:50	0.02	mg/L	0.02	mg/L
071900	Mercury	"	"	SM 3112B	10/09/06 9:45	<0.0005	mg/L	0.0005	mg/L
000400	pH-Field	"	"	SM 4500H+B	10/05/06 12:00	7.37	Std. Units	0.01	Std. Units
000010	Temperature (Field)	"	"	SM 2550B	10/05/06 12:00	25.60	°C	0	°C
000095	Specific Cond. (Field)	"	"	SM 2510B	10/05/06 12:00	349	µmhos/cm	0.0	µmhos/cm
000344	D.O. (Field)	"	"	SM 45000G	10/05/06 12:00	2.24	mg/L	0.0	mg/L
082079	Turbidity	"	"	SM 2130B	10/05/06 16:00	0.82	NTU	0.01	NTU
000940	Chloride	"	"	SM 4500Cl-B	10/08/06 13:00	21.9	mg/L	0.47	mg/L
070300	Total Dis. Solids	"	"	SM 2540C	10/10/06 16:00	264	mg/L	17.3	mg/L
000610	Ammonia	"	"	SM 4500NH_3H	10/09/06 12:30	0.09	mg/L	0.08	mg/L
000620	Nitrate	"	"	SM 4500$N0_3F$	10/06/06 11:25	0.29	mg/L	0.03	mg/L
072020	Water Level (MSL)	"	"		10/05/06 12:00	25.51	Feet		Feet
900216	Color	"	"	SM 2120B	10/05/06 12:00	Clear	PCU	0.0	PCU

*Attach Laboratory Reports

mo/llfil05(6)

ELAB, Inc. 8 East Tower Cr., Ormond Beach, FL 32174-8759 **Date:** *08-Dec-06*

Analytical Report

CLIENT: Pasco County Environmental Laboratory
Lab Order: F06110795
Project: Resource Recovery
Lab ID: F06110795-014

Client Sample ID: 2MW19D
Collection Date: 10/5/2006 12:00:00 PM
Sample Description:
Matrix: Groundwater

Analyses	Result	Qual	MDL	RL	Units	DF	Date Analyzed	Batch ID
ICP METALS		**SW6010**	PrepDate: **11/20/2006 11:48:00**				Analyst: **TPI**	
Arsenic	0.0028	U	0.0028	0.010	mg/L	1	11/21/06 04:32	40382
Barium	0.0079	I	0.0014	0.010	mg/L	1	11/21/06 04:32	40382
Beryllium	0.00016	U	0.00016	0.0010	mg/L	1	11/21/06 04:32	40382
Cadmium	0.00036	U	0.00036	0.0010	mg/L	1	11/21/06 04:32	40382
Chromium	0.00065	U	0.00065	0.0050	mg/L	1	11/21/06 04:32	40382
Cobalt	0.0010	U	0.0010	0.010	mg/L	1	11/21/06 04:32	40382
Copper	0.0021	U	0.0021	0.0050	mg/L	1	11/21/06 04:32	40382
Lead	0.0026	U	0.0026	0.010	mg/L	1	11/21/06 04:32	40382
Nickel	0.0015	U	0.0015	0.0050	mg/L	1	11/21/06 04:32	40382
Selenium	0.0042	U	0.0042	0.015	mg/L	1	11/21/06 04:32	40382
Silver	0.00091	U	0.00091	0.0050	mg/L	1	11/21/06 04:32	40382
Vanadium	0.0017	I	0.0016	0.010	mg/L	1	11/21/06 04:32	40382
Zinc	0.0032	U	0.0032	0.020	mg/L	1	11/21/06 04:32	40382
ICP/MS METALS		**SW6020**	PrepDate: **11/20/2006 11:48:00**				Analyst: **DSK**	
Antimony	0.00040	U	0.00040	0.0010	mg/L	1	11/29/06 16:25	40382
Thallium	0.00012	U	0.00012	0.0010	mg/L	1	11/29/06 16:25	40382

Data Qualifier Code Key:

I Analyte detected below quantitation limits
V Analyte detected in the associated Method Blank
U Not Detected Above the MDL

Analytical Report

CLIENT: Pasco County Environmental Laboratory
Lab Order: F07010443
Project: Resource Recovery
Lab ID: F07010443-014

Client Sample ID: 2MW19
Collection Date: 1/10/2007 12:30:00 PM
Sample Description:
Matrix: Groundwater

Analyses	Result	Qual	MDL	RL	Units	DF	Date Analyzed	Batch ID
8011: EDB AND DBCP		**SW8011**	PrepDate:	**1/16/2007 12:10:00**			Analyst: **BC**	
1,2-Dibromo-3-chloropropane	0.0060	U	0.0060	0.020	µg/L	1	01/16/07 23:06	41489
Ethylene Dibromide	0.0063	U	0.0063	0.010	µg/L	1	01/16/07 23:06	41489
Surr: 4-Bromofluorobenzene	98.6		0	60-140	%REC	1	01/16/07 23:06	41489
8260: VOLATILE ORGANIC COMPOUNDS		**SW8260**	PrepDate:	**1/12/2007**			Analyst: **PAN**	
Acetone	2.5	U	2.5	10	µg/L	1	01/12/07 23:55	41477
Acrylonitrile	0.72	U	0.72	10	µg/L	1	01/12/07 23:55	41477
Benzene	0.16	U	0.16	1.0	µg/L	1	01/12/07 23:55	41477
Bromochloromethane	0.64	U	0.64	1.0	µg/L	1	01/12/07 23:55	41477
Bromodichloromethane	0.37	U	0.37	0.60	µg/L	1	01/12/07 23:55	41477
Bromoform	0.42	U	0.42	1.0	µg/L	1	01/12/07 23:55	41477
Bromomethane	0.26	U	0.26	1.0	µg/L	1	01/12/07 23:55	41477
2-Butanone	0.65	U	0.65	10	µg/L	1	01/12/07 23:55	41477
Carbon disulfide	0.81	U	0.81	1.0	µg/L	1	01/12/07 23:55	41477
Carbon tetrachloride	0.78	U	0.78	1.0	µg/L	1	01/12/07 23:55	41477
Chlorobenzene	0.17	U	0.17	1.0	µg/L	1	01/12/07 23:55	41477
Chloroethane	0.52	U	0.52	1.0	µg/L	1	01/12/07 23:55	41477
Chloroform	0.60	U	0.60	1.0	µg/L	1	01/12/07 23:55	41477
Chloromethane	0.60	U	0.60	1.0	µg/L	1	01/12/07 23:55	41477
Dibromochloromethane	0.20	U	0.20	0.50	µg/L	1	01/12/07 23:55	41477
Dibromomethane	0.94	U	0.94	1.0	µg/L	1	01/12/07 23:55	41477
trans-1,4-Dichloro-2-butene	2.1	U	2.1	10	µg/L	1	01/12/07 23:55	41477
1,2-Dichlorobenzene	0.11	U	0.11	1.0	µg/L	1	01/12/07 23:55	41477
1,4-Dichlorobenzene	0.86	U	0.86	1.0	µg/L	1	01/12/07 23:55	41477
1,1-Dichloroethane	0.81	U	0.81	1.0	µg/L	1	01/12/07 23:55	41477
1,2-Dichloroethane	0.92	U	0.92	1.0	µg/L	1	01/12/07 23:55	41477
1,1-Dichloroethene	0.81	U	0.81	1.0	µg/L	1	01/12/07 23:55	41477
cis-1,2-Dichloroethene	0.92	U	0.92	1.0	µg/L	1	01/12/07 23:55	41477
trans-1,2-Dichloroethene	0.46	U	0.46	1.0	µg/L	1	01/12/07 23:55	41477
1,2-Dichloropropane	0.13	U	0.13	1.0	µg/L	1	01/12/07 23:55	41477
cis-1,3-Dichloropropene	0.19	U	0.19	0.50	µg/L	1	01/12/07 23:55	41477
trans-1,3-Dichloropropene	0.33	U	0.33	0.50	µg/L	1	01/12/07 23:55	41477
Ethylbenzene	0.47	U	0.47	1.0	µg/L	1	01/12/07 23:55	41477
2-Hexanone	0.59	U	0.59	10	µg/L	1	01/12/07 23:55	41477
Iodomethane	0.80	U	0.80	1.0	µg/L	1	01/12/07 23:55	41477
4-Methyl-2-pentanone	0.76	U	0.76	10	µg/L	1	01/12/07 23:55	41477

Data Qualifier Code Key:
I Analyte detected below quantitation limits
U Not Detected Above the MDL

ELAB, Inc. 8 East Tower Cr., Ormond Beach, FL 32174-8759 **Date:** *17-Jan-07*

Analytical Report

CLIENT: Pasco County Environmental Laboratory
Lab Order: F07010443
Project: Resource Recovery
Lab ID: F07010443-014

Client Sample ID: 2MW19
Collection Date: 1/10/2007 12:30:00 PM
Sample Description:
Matrix: Groundwater

Analyses	Result	Qual	MDL	RL	Units	DF	Date Analyzed	Batch ID
8260: VOLATILE ORGANIC COMPOUNDS		**SW8260**	PrepDate:	**1/12/2007**			Analyst: **PAN**	
Methylene chloride	0.33	U	0.33	5.0	µg/L	1	01/12/07 23:55	41477
Styrene	0.59	U	0.59	1.0	µg/L	1	01/12/07 23:55	41477
1,1,1,2-Tetrachloroethane	0.69	U	0.69	1.0	µg/L	1	01/12/07 23:55	41477
1,1,2,2-Tetrachloroethane	0.19	U	0.19	0.50	µg/L	1	01/12/07 23:55	41477
Tetrachloroethene	0.74	U	0.74	1.0	µg/L	1	01/12/07 23:55	41477
Toluene	0.15	U	0.15	1.0	µg/L	1	01/12/07 23:55	41477
1,1,1-Trichloroethane	0.66	U	0.66	1.0	µg/L	1	01/12/07 23:55	41477
1,1,2-Trichloroethane	0.50	U	0.50	1.0	µg/L	1	01/12/07 23:55	41477
Trichloroethene	0.61	U	0.61	1.0	µg/L	1	01/12/07 23:55	41477
Trichlorofluoromethane	0.20	U	0.20	1.0	µg/L	1	01/12/07 23:55	41477
1,2,3-Trichloropropane	0.20	U	0.20	0.50	µg/L	1	01/12/07 23:55	41477
Vinyl acetate	0.79	U	0.79	2.0	µg/L	1	01/12/07 23:55	41477
Vinyl chloride	0.37	U	0.37	1.0	µg/L	1	01/12/07 23:55	41477
Xylenes, Total	0.32	U	0.32	1.0	µg/L	1	01/12/07 23:55	41477
Surr: 4-Bromofluorobenzene	88.4		0	83.1-105	%REC	1	01/12/07 23:55	41477
Surr: Dibromofluoromethane	100		0	81.7-122	%REC	1	01/12/07 23:55	41477
Surr: 1,2-Dichloroethane-d4	106		0	78.1-130	%REC	1	01/12/07 23:55	41477
Surr: Toluene-d8	96.5		0	82.5-114	%REC	1	01/12/07 23:55	41477

Data Qualifier Code Key:
I Analyte detected below quantitation limits
U Not Detected Above the MDL

PASCO COUNTY, FLORIDA

ENVIRONMENTAL LABORATORY
8864 GOVERNMENT DRIVE
NEW PORT RICHEY, FL 34654
PHONE 727-847-8902

DHRS E44123
CONTACTS:
GLORIA KRUEGER
BILL WARGO

REPORT OF ANALYSES

Resource Recovery
Class I Landfill
Hays Road
Shady Hills, Fl
John Power

Date: 10/13/2006

SAMPLE NUMBER	AA75076	SAMPLE ID 2MW20D @ RESREC	SAMPLE MATRIX GW
DATE SAMPLED	10/5/2006		TIME SAMPLED 12:43
DATE RECEIVED	10/5/2006	SAMPLER CSC	RECEIVED BY GK
TIME RECEIVED	15:45	DELIVERED BY CSC	SAMPLE TYPE Pumped

ANALYSIS	METHOD	ANALYSIS DATE	ANALYSIS TIME	BY	RESULT	QUAL	UNIT	DET. LIMIT
Color by Observation	Observation	10/5/2006	12:43	CSC	CLOUDY			
Conductivity Field	SM2510B	10/5/2006	12:43	CSC	424		umhos/cm	
Dissolved Oxygen Field	SM4500OG	10/5/2006	12:43	CSC	1.90		mg/L	0.00
pH Field	SM4500HB	10/5/2006	12:43	CSC	7.41		std units	
Temperature Field	SM2550B	10/5/2006	12:43	CSC	26.00		deg C	
Water Level		10/5/2006	12:43	CSC	29.69		Feet N.G.V	
Iron, Total, Flame	SM3111B	10/6/2006	10:50	TER	0.16		mg/L	0.01
Mercury, Total, CVAA	SM3112B	10/9/2006	9:45	TER	<0.0005	U	mg/L	).000
Sodium, Total, Flame	SM3111B	10/6/2006	10:20	TER	17.9		mg/L	0.20
Ammonia	SM4500NH	10/9/2006	12:30	CEM	0.22		mg/L	0.04
Nitrate	SM4500NO	10/6/2006	11:25	CEM	0.41		mg/L	0.02

ANALYSIS COMMENTS:

All calulations are on wet weight basis

LABORATORY DIRECTOR

THIS DOCUMENT MEETS NELAC STANDARDS

NELAC Certification # E44123

PASCO COUNTY, FLORIDA

ENVIRONMENTAL LABORATORY
8864 GOVERNMENT DRIVE
NEW PORT RICHEY, FL 34654
PHONE 727-847-8902

DHRS E44123
CONTACTS:
GLORIA KRUEGER
BILL WARGO

REPORT OF ANALYSES

Resource Recovery
Class I Landfill
Hays Road
Shady Hills, Fl
John Power

Date: 10/13/2006

SAMPLE NUMBER	AA75076	SAMPLE ID 2MW20D @ RESREC	SAMPLE MATRIX GW
DATE SAMPLED	10/5/2006		TIME SAMPLED 12:43
DATE RECEIVED	10/5/2006	SAMPLER CSC	RECEIVED BY GK
TIME RECEIVED	15:45	DELIVERED BY CSC	SAMPLE TYPE Pumped

ANALYSIS	METHOD	ANALYSIS DATE	ANALYSIS TIME	ANALYSIS BY	RESULT	QUAL	UNIT	DET. LIMIT
Total Dissolved Solids	SM2540C	10/10/2006	16:00	AS	318		mg/L	26.3
Chloride	SM4500CLE	10/8/2006	13:00	CEM	47.0		mg/L	0.45
Turbidity	SM2130B	10/5/2006	16:00	CSC	24.50		NTU's	

ANALYSIS COMMENTS:

All calulations are on wet weight basis

LABORATORY DIRECTOR

THIS DOCUMENT MEETS NELAC STANDARDS

NELAC Certification # E44123

PART III ANALYTICAL RESULTS

Facility GMS #: 4051C00030

Sampling Date/Time: 10/05/06 12:43

Test Site ID #:

Report Period: 2006 / Semester III (year/quarter)

Well Name: 2MW-20D

Well Purged (Y/N): YES

Classification of Groundwater:

Well Type: ( ) Background ( ) Intermediate ( ) Compliance ( ) Other

Groundwater Elevation (NGVD): 29.69

or (MSL):

Storet Code	Parameter Monitored	Sampling Method	Field Filtered Y/N	Analysis Method	Analysis Date/Time	*Analysis Results/Units		Detection Limits/Units	
000929	Sodium	Well Wiz. Ded. Mon. System	No	SM 3111B	10/06/06 10:20	17.9	mg/L	0.10	mg/L
001045	Iron	"	"	SM 3111B	10/06/06 10:50	0.16	mg/L	0.02	mg/L
071900	Mercury	"	"	SM 3112B	10/09/06 9:45	<0.0005	mg/L	0.0005	mg/L
000400	pH-Field	"	"	SM 4500H+B	10/05/06 12:43	7.41	Std. Units	0.01	Std. Units
000010	Temperature (Field)	"	"	SM 2550B	10/05/06 12:43	26.00	°C	0	°C
000095	Specific Cond. (Field)	"	"	SM 2510B	10/05/06 12:43	424	µmhos/cm	0.0	µmhos/cm
000344	D.O. (Field)	"	"	SM 45000G	10/05/06 12:43	1.90	mg/L	0.0	mg/L
082079	Turbidity	"	"	SM 2130B	10/05/05 16:00	24.50	NTU	0.01	NTU
000940	Chloride	"	"	SM 4500Cl-B	10/08/06 13:00	47.0	mg/L	0.47	mg/L
070300	Total Dis. Solids	"	"	SM 2540C	10/10/06 16:00	318	mg/L	17.3	mg/L
000610	Ammonia	"	"	SM 4500NH_3H	10/09/06 12:30	0.22	mg/L	0.08	mg/L
000620	Nitrate	"	"	SM 4500$N0_3$F	10/06/06 11:25	0.41	mg/L	0.03	mg/L
072020	Water Level (MSL)	"	"		10/05/06 12:43	29.69	Feet		Feet
900216	Color	"	"	SM 2120B	10/05/06 12:43	Cloudy	PCU	0.0	PCU

*Attach Laboratory Reports

mo/llfil07(4)

ELAB, Inc. 8 East Tower Cr., Ormond Beach, FL 32174-8759 **Date:** *08-Dec-06*

Analytical Report

CLIENT: Pasco County Environmental Laboratory
Lab Order: F06110795
Project: Resource Recovery
Lab ID: F06110795-015

Client Sample ID: 2MW20D
Collection Date: 10/5/2006 12:43:00 PM
Sample Description:
Matrix: Groundwater

Analyses	Result	Qual	MDL	RL	Units	DF	Date Analyzed	Batch ID
ICP METALS		**SW6010**	PrepDate: **11/20/2006 11:48:00**				Analyst: **TPI**	
Arsenic	0.0028	U	0.0028	0.010	mg/L	1	11/21/06 04:36	40382
Barium	0.022		0.0014	0.010	mg/L	1	11/21/06 04:36	40382
Beryllium	0.00016	U	0.00016	0.0010	mg/L	1	11/21/06 04:36	40382
Cadmium	0.00036	U	0.00036	0.0010	mg/L	1	11/21/06 04:36	40382
Chromium	0.0082		0.00065	0.0050	mg/L	1	11/21/06 04:36	40382
Cobalt	0.0010	U	0.0010	0.010	mg/L	1	11/21/06 04:36	40382
Copper	0.0021	U	0.0021	0.0050	mg/L	1	11/21/06 04:36	40382
Lead	0.0026	U	0.0026	0.010	mg/L	1	11/21/06 04:36	40382
Nickel	0.0026	I	0.0015	0.0050	mg/L	1	11/21/06 04:36	40382
Selenium	0.0042	U	0.0042	0.015	mg/L	1	11/21/06 04:36	40382
Silver	0.00091	U	0.00091	0.0050	mg/L	1	11/21/06 04:36	40382
Vanadium	0.0052	I	0.0016	0.010	mg/L	1	11/21/06 04:36	40382
Zinc	0.0044	I	0.0032	0.020	mg/L	1	11/21/06 04:36	40382
ICP/MS METALS		**SW6020**	PrepDate: **11/20/2006 11:48:00**				Analyst: **DSK**	
Antimony	0.00040	U	0.00040	0.0010	mg/L	1	11/29/06 16:49	40382
Thallium	0.00018	IV	0.00012	0.0010	mg/L	1	11/29/06 16:49	40382

Data Qualifier Code Key:

I Analyte detected below quantitation limits
V Analyte detected in the associated Method Blank
U Not Detected Above the MDL

ELAB, Inc. 8 East Tower Cr., Ormond Beach, FL 32174-8759 **Date:** *17-Jan-07*

Analytical Report

CLIENT: Pasco County Environmental Laboratory
Lab Order: F07010443
Project: Resource Recovery
Lab ID: F07010443-015

Client Sample ID: 2MW20
Collection Date: 1/10/2007 10:30:00 AM
Sample Description:
Matrix: Groundwater

Analyses	Result	Qual	MDL	RL	Units	DF	Date Analyzed	Batch ID
8011: EDB AND DBCP		**SW8011**	PrepDate: **1/16/2007 12:10:00**				Analyst: **BC**	
1,2-Dibromo-3-chloropropane	0.0060	U	0.0060	0.020	µg/L	1	01/16/07 23:25	41489
Ethylene Dibromide	0.0063	U	0.0063	0.010	µg/L	1	01/16/07 23:25	41489
Surr: 4-Bromofluorobenzene	105		0	60-140	%REC	1	01/16/07 23:25	41489
8260: VOLATILE ORGANIC COMPOUNDS		**SW8260**	PrepDate: **1/12/2007**				Analyst: **PAN**	
Acetone	2.5	U	2.5	10	µg/L	1	01/13/07 00:26	41477
Acrylonitrile	0.72	U	0.72	10	µg/L	1	01/13/07 00:26	41477
Benzene	0.16	U	0.16	1.0	µg/L	1	01/13/07 00:26	41477
Bromochloromethane	0.64	U	0.64	1.0	µg/L	1	01/13/07 00:26	41477
Bromodichloromethane	0.37	U	0.37	0.60	µg/L	1	01/13/07 00:26	41477
Bromoform	0.42	U	0.42	1.0	µg/L	1	01/13/07 00:26	41477
Bromomethane	0.26	U	0.26	1.0	µg/L	1	01/13/07 00:26	41477
2-Butanone	0.65	U	0.65	10	µg/L	1	01/13/07 00:26	41477
Carbon disulfide	0.81	U	0.81	1.0	µg/L	1	01/13/07 00:26	41477
Carbon tetrachloride	0.78	U	0.78	1.0	µg/L	1	01/13/07 00:26	41477
Chlorobenzene	0.17	U	0.17	1.0	µg/L	1	01/13/07 00:26	41477
Chloroethane	0.52	U	0.52	1.0	µg/L	1	01/13/07 00:26	41477
Chloroform	0.60	U	0.60	1.0	µg/L	1	01/13/07 00:26	41477
Chloromethane	0.60	U	0.60	1.0	µg/L	1	01/13/07 00:26	41477
Dibromochloromethane	0.20	U	0.20	0.50	µg/L	1	01/13/07 00:26	41477
Dibromomethane	0.94	U	0.94	1.0	µg/L	1	01/13/07 00:26	41477
trans-1,4-Dichloro-2-butene	2.1	U	2.1	10	µg/L	1	01/13/07 00:26	41477
1,2-Dichlorobenzene	0.11	U	0.11	1.0	µg/L	1	01/13/07 00:26	41477
1,4-Dichlorobenzene	0.86	U	0.86	1.0	µg/L	1	01/13/07 00:26	41477
1,1-Dichloroethane	0.81	U	0.81	1.0	µg/L	1	01/13/07 00:26	41477
1,2-Dichloroethane	0.92	U	0.92	1.0	µg/L	1	01/13/07 00:26	41477
1,1-Dichloroethene	0.81	U	0.81	1.0	µg/L	1	01/13/07 00:26	41477
cis-1,2-Dichloroethene	0.92	U	0.92	1.0	µg/L	1	01/13/07 00:26	41477
trans-1,2-Dichloroethene	0.46	U	0.46	1.0	µg/L	1	01/13/07 00:26	41477
1,2-Dichloropropane	0.13	U	0.13	1.0	µg/L	1	01/13/07 00:26	41477
cis-1,3-Dichloropropene	0.19	U	0.19	0.50	µg/L	1	01/13/07 00:26	41477
trans-1,3-Dichloropropene	0.33	U	0.33	0.50	µg/L	1	01/13/07 00:26	41477
Ethylbenzene	0.47	U	0.47	1.0	µg/L	1	01/13/07 00:26	41477
2-Hexanone	0.59	U	0.59	10	µg/L	1	01/13/07 00:26	41477
Iodomethane	0.80	U	0.80	1.0	µg/L	1	01/13/07 00:26	41477
4-Methyl-2-pentanone	0.76	U	0.76	10	µg/L	1	01/13/07 00:26	41477

Data Qualifier Code Key:
I Analyte detected below quantitation limits
U Not Detected Above the MDL

ELAB, Inc. 8 East Tower Cr., Ormond Beach, FL 32174-8759 **Date:** *17-Jan-07*

Analytical Report

CLIENT: Pasco County Environmental Laboratory
Lab Order: F07010443
Project: Resource Recovery
Lab ID: F07010443-015

Client Sample ID: 2MW20
Collection Date: 1/10/2007 10:30:00 AM
Sample Description:
Matrix: Groundwater

Analyses	Result	Qual	MDL	RL	Units	DF	Date Analyzed	Batch ID
8260: VOLATILE ORGANIC COMPOUNDS		**SW8260**	PrepDate:	**1/12/2007**			Analyst: **PAN**	
Methylene chloride	0.33	U	0.33	5.0	µg/L	1	01/13/07 00:26	41477
Styrene	0.59	U	0.59	1.0	µg/L	1	01/13/07 00:26	41477
1,1,1,2-Tetrachloroethane	0.69	U	0.69	1.0	µg/L	1	01/13/07 00:26	41477
1,1,2,2-Tetrachloroethane	0.19	U	0.19	0.50	µg/L	1	01/13/07 00:26	41477
Tetrachloroethene	0.74	U	0.74	1.0	µg/L	1	01/13/07 00:26	41477
Toluene	0.15	U	0.15	1.0	µg/L	1	01/13/07 00:26	41477
1,1,1-Trichloroethane	0.66	U	0.66	1.0	µg/L	1	01/13/07 00:26	41477
1,1,2-Trichloroethane	0.50	U	0.50	1.0	µg/L	1	01/13/07 00:26	41477
Trichloroethene	0.61	U	0.61	1.0	µg/L	1	01/13/07 00:26	41477
Trichlorofluoromethane	0.20	U	0.20	1.0	µg/L	1	01/13/07 00:26	41477
1,2,3-Trichloropropane	0.20	U	0.20	0.50	µg/L	1	01/13/07 00:26	41477
Vinyl acetate	0.79	U	0.79	2.0	µg/L	1	01/13/07 00:26	41477
Vinyl chloride	0.37	U	0.37	1.0	µg/L	1	01/13/07 00:26	41477
Xylenes, Total	0.32	U	0.32	1.0	µg/L	1	01/13/07 00:26	41477
Surr: 4-Bromofluorobenzene	87.8		0	83.1-105	%REC	1	01/13/07 00:26	41477
Surr: Dibromofluoromethane	103		0	81.7-122	%REC	1	01/13/07 00:26	41477
Surr: 1,2-Dichloroethane-d4	106		0	78.1-130	%REC	1	01/13/07 00:26	41477
Surr: Toluene-d8	96.6		0	82.5-114	%REC	1	01/13/07 00:26	41477

Data Qualifier Code Key:
I Analyte detected below quantitation limits
U Not Detected Above the MDL

ELAB, Inc. 8 East Tower Cr., Ormond Beach, FL 32174-8759 **Date:** *17-Jan-07*

Analytical Report

CLIENT: Pasco County Environmental Laboratory
Lab Order: F07010443
Project: Resource Recovery
Lab ID: F07010443-016

Client Sample ID: Trip blank
Collection Date: 1/10/2007
Sample Description:
Matrix: Groundwater

Analyses	Result	Qual	MDL	RL	Units	DF	Date Analyzed	Batch ID
8260: VOLATILE ORGANIC COMPOUNDS		**SW8260**	PrepDate: **1/12/2007**				Analyst: **PAN**	
Acetone	2.6	I	2.5	10	µg/L	1	01/13/07 07:08	41479
Acrylonitrile	0.72	U	0.72	10	µg/L	1	01/13/07 07:08	41479
Benzene	0.16	U	0.16	1.0	µg/L	1	01/13/07 07:08	41479
Bromochloromethane	0.64	U	0.64	1.0	µg/L	1	01/13/07 07:08	41479
Bromodichloromethane	0.37	U	0.37	0.60	µg/L	1	01/13/07 07:08	41479
Bromoform	0.42	U	0.42	1.0	µg/L	1	01/13/07 07:08	41479
Bromomethane	0.26	U	0.26	1.0	µg/L	1	01/13/07 07:08	41479
2-Butanone	0.65	U	0.65	10	µg/L	1	01/13/07 07:08	41479
Carbon disulfide	0.81	U	0.81	1.0	µg/L	1	01/13/07 07:08	41479
Carbon tetrachloride	0.78	U	0.78	1.0	µg/L	1	01/13/07 07:08	41479
Chlorobenzene	0.17	U	0.17	1.0	µg/L	1	01/13/07 07:08	41479
Chloroethane	0.52	U	0.52	1.0	µg/L	1	01/13/07 07:08	41479
Chloroform	0.60	U	0.60	1.0	µg/L	1	01/13/07 07:08	41479
Chloromethane	0.60	U	0.60	1.0	µg/L	1	01/13/07 07:08	41479
Dibromochloromethane	0.20	U	0.20	0.50	µg/L	1	01/13/07 07:08	41479
Dibromomethane	0.94	U	0.94	1.0	µg/L	1	01/13/07 07:08	41479
trans-1,4-Dichloro-2-butene	2.1	U	2.1	10	µg/L	1	01/13/07 07:08	41479
1,2-Dichlorobenzene	0.11	U	0.11	1.0	µg/L	1	01/13/07 07:08	41479
1,4-Dichlorobenzene	0.86	U	0.86	1.0	µg/L	1	01/13/07 07:08	41479
1,1-Dichloroethane	0.81	U	0.81	1.0	µg/L	1	01/13/07 07:08	41479
1,2-Dichloroethane	0.92	U	0.92	1.0	µg/L	1	01/13/07 07:08	41479
1,1-Dichloroethene	0.81	U	0.81	1.0	µg/L	1	01/13/07 07:08	41479
cis-1,2-Dichloroethene	0.92	U	0.92	1.0	µg/L	1	01/13/07 07:08	41479
trans-1,2-Dichloroethene	0.46	U	0.46	1.0	µg/L	1	01/13/07 07:08	41479
1,2-Dichloropropane	0.13	U	0.13	1.0	µg/L	1	01/13/07 07:08	41479
cis-1,3-Dichloropropene	0.19	U	0.19	0.50	µg/L	1	01/13/07 07:08	41479
trans-1,3-Dichloropropene	0.33	U	0.33	0.50	µg/L	1	01/13/07 07:08	41479
Ethylbenzene	0.47	U	0.47	1.0	µg/L	1	01/13/07 07:08	41479
2-Hexanone	0.59	U	0.59	10	µg/L	1	01/13/07 07:08	41479
Iodomethane	0.80	U	0.80	1.0	µg/L	1	01/13/07 07:08	41479
4-Methyl-2-pentanone	0.76	U	0.76	10	µg/L	1	01/13/07 07:08	41479
Methylene chloride	1.3	I	0.33	5.0	µg/L	1	01/13/07 07:08	41479
Styrene	0.59	U	0.59	1.0	µg/L	1	01/13/07 07:08	41479
1,1,1,2-Tetrachloroethane	0.69	U	0.69	1.0	µg/L	1	01/13/07 07:08	41479
1,1,2,2-Tetrachloroethane	0.19	U	0.19	0.50	µg/L	1	01/13/07 07:08	41479
Tetrachloroethene	0.74	U	0.74	1.0	µg/L	1	01/13/07 07:08	41479

Data Qualifier Code Key:
I Analyte detected below quantitation limits
U Not Detected Above the MDL

ELAB, Inc. 8 East Tower Cr., Ormond Beach, FL 32174-8759 **Date:** *17-Jan-07*

Analytical Report

CLIENT: Pasco County Environmental Laboratory
Lab Order: F07010443
Project: Resource Recovery
Lab ID: F07010443-016

Client Sample ID: Trip blank
Collection Date: 1/10/2007
Sample Description:
Matrix: Groundwater

Analyses	Result	Qual	MDL	RL	Units	DF	Date Analyzed	Batch ID
8260: VOLATILE ORGANIC COMPOUNDS		**SW8260**	PrepDate:	**1/12/2007**			Analyst: **PAN**	
Toluene	1.3		0.15	1.0	µg/L	1	01/13/07 07:08	41479
1,1,1-Trichloroethane	0.66	U	0.66	1.0	µg/L	1	01/13/07 07:08	41479
1,1,2-Trichloroethane	0.50	U	0.50	1.0	µg/L	1	01/13/07 07:08	41479
Trichloroethene	0.61	U	0.61	1.0	µg/L	1	01/13/07 07:08	41479
Trichlorofluoromethane	0.20	U	0.20	1.0	µg/L	1	01/13/07 07:08	41479
1,2,3-Trichloropropane	0.20	U	0.20	0.50	µg/L	1	01/13/07 07:08	41479
Vinyl acetate	0.79	U	0.79	2.0	µg/L	1	01/13/07 07:08	41479
Vinyl chloride	0.37	U	0.37	1.0	µg/L	1	01/13/07 07:08	41479
Xylenes, Total	0.32	U	0.32	1.0	µg/L	1	01/13/07 07:08	41479
Surr: 4-Bromofluorobenzene	88.5		0	83.1-105	%REC	1	01/13/07 07:08	41479
Surr: Dibromofluoromethane	100		0	81.7-122	%REC	1	01/13/07 07:08	41479
Surr: 1,2-Dichloroethane-d4	105		0	78.1-130	%REC	1	01/13/07 07:08	41479
Surr: Toluene-d8	96.3		0	82.5-114	%REC	1	01/13/07 07:08	41479

Data Qualifier Code Key:
I Analyte detected below quantitation limits
U Not Detected Above the MDL

CLIENT: Pasco County Environmental Laboratory
Work Order: F07010443
Project: Resource Recovery

ANALYTICAL QC SUMMARY REPORT

TestCode: 8011_W

Sample ID: **MB-41489** SampType: **MBLK** TestCode: **8011_W** Units: **µg/L** Prep Date: **1/16/2007** RunNo: **53827**
Client ID: **MB-41489** Batch ID: **41489** TestNo: **SW8011** **SW8011** Analysis Date: **1/16/2007** SeqNo: **1422068**

Analyte	Result	Qual	MDL	SPK value	SPK Ref Val	%REC	LowLimit	HighLimit	RPD Ref Val	%RPD	RPDLimit
1,2-Dibromo-3-chloropropane	0.0060	U	0.0060								
Ethylene Dibromide	0.0063	U	0.0063								
Surr: 4-Bromofluorobenzene	14		0	14	0	101	60	140			

Sample ID: **LCS-41489** SampType: **LCS** TestCode: **8011_W** Units: **µg/L** Prep Date: **1/16/2007** RunNo: **53827**
Client ID: **LCS-41489** Batch ID: **41489** TestNo: **SW8011** **SW8011** Analysis Date: **1/16/2007** SeqNo: **1422070**

Analyte	Result	Qual	MDL	SPK value	SPK Ref Val	%REC	LowLimit	HighLimit	RPD Ref Val	%RPD	RPDLimit
1,2-Dibromo-3-chloropropane	0.26		0.0060	0.25	0	104	60	140			
Ethylene Dibromide	0.25		0.0063	0.25	0	98.8	60	140			
Surr: 4-Bromofluorobenzene	14		0	14	0	97.5	60	140			

Sample ID: **LCSD-41489** SampType: **LCSD** TestCode: **8011_W** Units: **µg/L** Prep Date: **1/16/2007** RunNo: **53827**
Client ID: **LCSD-41489** Batch ID: **41489** TestNo: **SW8011** **SW8011** Analysis Date: **1/16/2007** SeqNo: **1422072**

Analyte	Result	Qual	MDL	SPK value	SPK Ref Val	%REC	LowLimit	HighLimit	RPD Ref Val	%RPD	RPDLimit
1,2-Dibromo-3-chloropropane	0.26		0.0060	0.25	0	106	60	140	0.26	1.50	40
Ethylene Dibromide	0.24		0.0063	0.25	0	97.6	60	140	0.25	1.25	40
Surr: 4-Bromofluorobenzene	14		0	14	0	99.3	60	140	14	0	0

Sample ID: **F07010452-003BMS** SampType: **MS** TestCode: **8011_W** Units: **µg/L** Prep Date: **1/16/2007** RunNo: **53827**
Batch ID: **41489** TestNo: **SW8011** **SW8011** Analysis Date: **1/17/2007** SeqNo: **1422095**

Analyte	Result	Qual	MDL	SPK value	SPK Ref Val	%REC	LowLimit	HighLimit	RPD Ref Val	%RPD	RPDLimit
1,2-Dibromo-3-chloropropane	0.48		0.010	0.44	0	111	60	140			
Ethylene Dibromide	0.44		0.011	0.44	0	99.6	60	140			

Data Qualifier Code Key:
I Analyte detected below quantitation limits
U Not Detected Above the MDL

CLIENT: Pasco County Environmental Laboratory
Work Order: F07010443
Project: Resource Recovery

ANALYTICAL QC SUMMARY REPORT

TestCode: 8011_W

Sample ID: **F07010452-003BMS** SampType: **MS** TestCode: **8011_W** Units: **µg/L** Prep Date: **1/16/2007** RunNo: **53827**
Batch ID: **41489** TestNo: **SW8011** **SW8011** Analysis Date: **1/17/2007** SeqNo: **1422095**

Analyte	Result	Qual	MDL	SPK value	SPK Ref Val	%REC	LowLimit	HighLimit	RPD Ref Val	%RPD	RPDLimit
Surr: 4-Bromofluorobenzene	23		0	25	0	90.5	60	140			

Sample ID: **F07010452-003BMSD** SampType: **MSD** TestCode: **8011_W** Units: **µg/L** Prep Date: **1/16/2007** RunNo: **53827**
Batch ID: **41489** TestNo: **SW8011** **SW8011** Analysis Date: **1/17/2007** SeqNo: **1422096**

Analyte	Result	Qual	MDL	SPK value	SPK Ref Val	%REC	LowLimit	HighLimit	RPD Ref Val	%RPD	RPDLimit
1,2-Dibromo-3-chloropropane	0.50		0.011	0.44	0	113	60	140	0.48	2.19	40
Ethylene Dibromide	0.45		0.011	0.44	0	104	60	140	0.44	3.99	40
Surr: 4-Bromofluorobenzene	23		0	25	0	93.7	60	140	23	0	0

Data Qualifier Code Key:
I Analyte detected below quantitation limits
U Not Detected Above the MDL

CLIENT: Pasco County Environmental Laboratory
Work Order: F07010443
Project: Resource Recovery

ANALYTICAL QC SUMMARY REPORT

TestCode: 8260_W

Sample ID: MB-41477	SampType: MBLK	TestCode: 8260_W	Units: µg/L	Prep Date: 1/12/2007	RunNo: 53767
Client ID: MB-41477	Batch ID: 41477	TestNo: SW8260	SW5030A	Analysis Date: 1/12/2007	SeqNo: 1419330

Analyte	Result	Qual	MDL	SPK value	SPK Ref Val	%REC	LowLimit	HighLimit	RPD Ref Val	%RPD	RPDLimit
Acetone	2.5	U	2.5								
Acrylonitrile	0.72	U	0.72								
Benzene	0.16	U	0.16								
Bromochloromethane	0.64	U	0.64								
Bromodichloromethane	0.37	U	0.37								
Bromoform	0.42	U	0.42								
Bromomethane	0.26	U	0.26								
2-Butanone	0.65	U	0.65								
Carbon disulfide	0.81	U	0.81								
Carbon tetrachloride	0.78	U	0.78								
Chlorobenzene	0.17	U	0.17								
Chloroethane	0.52	U	0.52								
Chloroform	0.60	U	0.60								
Chloromethane	0.60	U	0.60								
Dibromochloromethane	0.20	U	0.20								
Dibromomethane	0.94	U	0.94								
trans-1,4-Dichloro-2-butene	2.1	U	2.1								
1,2-Dichlorobenzene	0.11	U	0.11								
1,4-Dichlorobenzene	0.86	U	0.86								
1,1-Dichloroethane	0.81	U	0.81								
1,2-Dichloroethane	0.92	U	0.92								
1,1-Dichloroethene	0.81	U	0.81								
cis-1,2-Dichloroethene	0.92	U	0.92								
trans-1,2-Dichloroethene	0.46	U	0.46								
1,2-Dichloropropane	0.13	U	0.13								
cis-1,3-Dichloropropene	0.19	U	0.19								
trans-1,3-Dichloropropene	0.33	U	0.33								

Data Qualifier Code Key:
I Analyte detected below quantitation limits
U Not Detected Above the MDL

CLIENT: Pasco County Environmental Laboratory
Work Order: F07010443
Project: Resource Recovery

ANALYTICAL QC SUMMARY REPORT

TestCode: 8260_W

Sample ID: **MB-41477** SampType: **MBLK** TestCode: **8260_W** Units: **µg/L** Prep Date: **1/12/2007** RunNo: **53767**
Client ID: **MB-41477** Batch ID: **41477** TestNo: **SW8260** **SW5030A** Analysis Date: **1/12/2007** SeqNo: **1419330**

Analyte	Result	Qual	MDL	SPK value	SPK Ref Val	%REC	LowLimit	HighLimit	RPD Ref Val	%RPD	RPDLimit
Ethylbenzene	0.47	U	0.47								
2-Hexanone	0.59	U	0.59								
Iodomethane	0.80	U	0.80								
4-Methyl-2-pentanone	0.76	U	0.76								
Methylene chloride	0.33	U	0.33								
Styrene	0.59	U	0.59								
1,1,1,2-Tetrachloroethane	0.69	U	0.69								
1,1,2,2-Tetrachloroethane	0.19	U	0.19								
Tetrachloroethene	0.74	U	0.74								
Toluene	0.15	U	0.15								
1,1,1-Trichloroethane	0.66	U	0.66								
1,1,2-Trichloroethane	0.50	U	0.50								
Trichloroethene	0.61	U	0.61								
Trichlorofluoromethane	0.20	U	0.20								
1,2,3-Trichloropropane	0.20	U	0.20								
Vinyl acetate	0.79	U	0.79								
Vinyl chloride	0.37	U	0.37								
Xylenes, Total	0.32	U	0.32								
Surr: 4-Bromofluorobenzene	36		0	40	0	90.5	83.1	105			
Surr: Dibromofluoromethane	41		0	40	0	103	81.7	122			
Surr: 1,2-Dichloroethane-d4	43		0	40	0	107	78.1	130			
Surr: Toluene-d8	39		0	40	0	96.4	82.5	114			

Sample ID: **LCS-41477** SampType: **LCS** TestCode: **8260_W** Units: **µg/L** Prep Date: **1/12/2007** RunNo: **53767**
Client ID: **LCS-41477** Batch ID: **41477** TestNo: **SW8260** **SW5030A** Analysis Date: **1/12/2007** SeqNo: **1419329**

Analyte	Result	Qual	MDL	SPK value	SPK Ref Val	%REC	LowLimit	HighLimit	RPD Ref Val	%RPD	RPDLimit

Data Qualifier Code Key:
I Analyte detected below quantitation limits
U Not Detected Above the MDL

CLIENT: Pasco County Environmental Laboratory
Work Order: F07010443
Project: Resource Recovery

ANALYTICAL QC SUMMARY REPORT

TestCode: 8260_W

Sample ID: **LCS-41477** SampType: **LCS** TestCode: **8260_W** Units: **µg/L** Prep Date: **1/12/2007** RunNo: **53767**
Client ID: **LCS-41477** Batch ID: **41477** TestNo: **SW8260** **SW5030A** Analysis Date: **1/12/2007** SeqNo: **1419329**

Analyte	Result	Qual	MDL	SPK value	SPK Ref Val	%REC	LowLimit	HighLimit	RPD Ref Val	%RPD	RPDLimit
Benzene	21		0.16	20	0	105	83	117			
Chlorobenzene	20		0.17	20	0	102	85.1	118			
1,1-Dichloroethene	20		0.81	20	0	99.6	76.9	128			
Toluene	21		0.15	20	0	106	82.4	119			
Trichloroethene	20		0.61	20	0	101	81.3	118			
Surr: 4-Bromofluorobenzene	39		0	40	0	98.7	83.1	105			
Surr: Dibromofluoromethane	41		0	40	0	103	81.7	122			
Surr: 1,2-Dichloroethane-d4	42		0	40	0	106	78.1	130			
Surr: Toluene-d8	41		0	40	0	103	82.5	114			

Sample ID: **F07010443-011AMS** SampType: **MS** TestCode: **8260_W** Units: **µg/L** Prep Date: **1/12/2007** RunNo: **53767**
Client ID: **2MW15 MS** Batch ID: **41477** TestNo: **SW8260** **SW5030A** Analysis Date: **1/12/2007** SeqNo: **1419344**

Analyte	Result	Qual	MDL	SPK value	SPK Ref Val	%REC	LowLimit	HighLimit	RPD Ref Val	%RPD	RPDLimit
Benzene	20		0.16	20	0	100	66.3	137			
Chlorobenzene	20		0.17	20	0	97.8	68.7	134			
1,1-Dichloroethene	20		0.81	20	0	102	26.8	183			
Toluene	20		0.15	20	0	101	63.5	140			
Trichloroethene	19		0.61	20	0	95.8	63.3	138			
Surr: 4-Bromofluorobenzene	41		0	40	0	103	83.1	105			
Surr: Dibromofluoromethane	40		0	40	0	101	81.7	122			
Surr: 1,2-Dichloroethane-d4	42		0	40	0	106	78.1	130			
Surr: Toluene-d8	42		0	40	0	104	82.5	114			

Data Qualifier Code Key:
I Analyte detected below quantitation limits
U Not Detected Above the MDL

CLIENT: Pasco County Environmental Laboratory
Work Order: F07010443
Project: Resource Recovery

ANALYTICAL QC SUMMARY REPORT

TestCode: 8260_W

Sample ID: **F07010443-011AMSD** SampType: **MSD** TestCode: **8260_W** Units: **µg/L** Prep Date: **1/12/2007** RunNo: **53767**
Client ID: **2MW15 MSD** Batch ID: **41477** TestNo: **SW8260** **SW5030A** Analysis Date: **1/12/2007** SeqNo: **1419345**

Analyte	Result	Qual	MDL	SPK value	SPK Ref Val	%REC	LowLimit	HighLimit	RPD Ref Val	%RPD	RPDLimit
Benzene	20		0.16	20	0	100	66.3	137	20	0.0498	40
Chlorobenzene	19		0.17	20	0	97.2	68.7	134	20	0.718	40
1,1-Dichloroethene	20		0.81	20	0	99.8	26.8	183	20	1.88	40
Toluene	20		0.15	20	0	100	63.5	140	20	0.695	40
Trichloroethene	20		0.61	20	0	98.0	63.3	138	19	2.17	40
Surr: 4-Bromofluorobenzene	41		0	40	0	102	83.1	105	41	0	0
Surr: Dibromofluoromethane	41		0	40	0	103	81.7	122	40	0	0
Surr: 1,2-Dichloroethane-d4	42		0	40	0	104	78.1	130	42	0	0
Surr: Toluene-d8	41		0	40	0	103	82.5	114	42	0	0

Sample ID: **MB-41479** SampType: **MBLK** TestCode: **8260_W** Units: **µg/L** Prep Date: **1/12/2007** RunNo: **53769**
Client ID: **MB-41479** Batch ID: **41479** TestNo: **SW8260** **SW5030A** Analysis Date: **1/13/2007** SeqNo: **1419387**

Analyte	Result	Qual	MDL	SPK value	SPK Ref Val	%REC	LowLimit	HighLimit	RPD Ref Val	%RPD	RPDLimit
Acetone	2.5	U	2.5								
Acrylonitrile	0.72	U	0.72								
Benzene	0.16	U	0.16								
Bromochloromethane	0.64	U	0.64								
Bromodichloromethane	0.37	U	0.37								
Bromoform	0.42	U	0.42								
Bromomethane	0.26	U	0.26								
2-Butanone	0.65	U	0.65								
Carbon disulfide	0.81	U	0.81								
Carbon tetrachloride	0.78	U	0.78								
Chlorobenzene	0.17	U	0.17								
Chloroethane	0.52	U	0.52								
Chloroform	0.60	U	0.60								

Data Qualifier Code Key:
I Analyte detected below quantitation limits
U Not Detected Above the MDL

CLIENT: Pasco County Environmental Laboratory
Work Order: F07010443
Project: Resource Recovery

ANALYTICAL QC SUMMARY REPORT

TestCode: 8260_W

Sample ID: MB-41479	SampType: MBLK	TestCode: 8260_W	Units: µg/L	Prep Date: 1/12/2007	RunNo: 53769
Client ID: MB-41479	Batch ID: 41479	TestNo: SW8260	SW5030A	Analysis Date: 1/13/2007	SeqNo: 1419387

Analyte	Result	Qual	MDL	SPK value	SPK Ref Val	%REC	LowLimit	HighLimit	RPD Ref Val	%RPD	RPDLimit
Chloromethane	0.60	U	0.60								
Dibromochloromethane	0.20	U	0.20								
Dibromomethane	0.94	U	0.94								
trans-1,4-Dichloro-2-butene	2.1	U	2.1								
1,2-Dichlorobenzene	0.11	U	0.11								
1,4-Dichlorobenzene	0.86	U	0.86								
1,1-Dichloroethane	0.81	U	0.81								
1,2-Dichloroethane	0.92	U	0.92								
1,1-Dichloroethene	0.81	U	0.81								
cis-1,2-Dichloroethene	0.92	U	0.92								
trans-1,2-Dichloroethene	0.46	U	0.46								
1,2-Dichloropropane	0.13	U	0.13								
cis-1,3-Dichloropropene	0.19	U	0.19								
trans-1,3-Dichloropropene	0.33	U	0.33								
Ethylbenzene	0.47	U	0.47								
2-Hexanone	0.59	U	0.59								
Iodomethane	0.80	U	0.80								
4-Methyl-2-pentanone	0.76	U	0.76								
Methylene chloride	0.33	U	0.33								
Styrene	0.59	U	0.59								
1,1,1,2-Tetrachloroethane	0.69	U	0.69								
1,1,2,2-Tetrachloroethane	0.19	U	0.19								
Tetrachloroethene	0.74	U	0.74								
Toluene	0.15	U	0.15								
1,1,1-Trichloroethane	0.66	U	0.66								
1,1,2-Trichloroethane	0.50	U	0.50								
Trichloroethene	0.61	U	0.61								

Data Qualifier Code Key:
I Analyte detected below quantitation limits
U Not Detected Above the MDL

CLIENT: Pasco County Environmental Laboratory
Work Order: F07010443
Project: Resource Recovery

ANALYTICAL QC SUMMARY REPORT

TestCode: 8260_W

Sample ID: **MB-41479** SampType: **MBLK** TestCode: **8260_W** Units: **µg/L** Prep Date: **1/12/2007** RunNo: **53769**
Client ID: **MB-41479** Batch ID: **41479** TestNo: **SW8260** **SW5030A** Analysis Date: **1/13/2007** SeqNo: **1419387**

Analyte	Result	Qual	MDL	SPK value	SPK Ref Val	%REC	LowLimit	HighLimit	RPD Ref Val	%RPD	RPDLimit
Trichlorofluoromethane	0.20	U	0.20								
1,2,3-Trichloropropane	0.20	U	0.20								
Vinyl acetate	0.79	U	0.79								
Vinyl chloride	0.37	U	0.37								
Xylenes, Total	0.32	U	0.32								
Surr: 4-Bromofluorobenzene	36		0	40	0	90.2	83.1	105			
Surr: Dibromofluoromethane	41		0	40	0	101	81.7	122			
Surr: 1,2-Dichloroethane-d4	42		0	40	0	105	78.1	130			
Surr: Toluene-d8	39		0	40	0	97.2	82.5	114			

Sample ID: **LCS-41479** SampType: **LCS** TestCode: **8260_W** Units: **µg/L** Prep Date: **1/12/2007** RunNo: **53769**
Client ID: **LCS-41479** Batch ID: **41479** TestNo: **SW8260** **SW5030A** Analysis Date: **1/13/2007** SeqNo: **1419386**

Analyte	Result	Qual	MDL	SPK value	SPK Ref Val	%REC	LowLimit	HighLimit	RPD Ref Val	%RPD	RPDLimit
Benzene	20		0.16	20	0	102	83	117			
Chlorobenzene	20		0.17	20	0	101	85.1	118			
1,1-Dichloroethene	20		0.81	20	0	101	76.9	128			
Toluene	21		0.15	20	0	103	82.4	119			
Trichloroethene	20		0.61	20	0	98.8	81.3	118			
Surr: 4-Bromofluorobenzene	41		0	40	0	102	83.1	105			
Surr: Dibromofluoromethane	40		0	40	0	101	81.7	122			
Surr: 1,2-Dichloroethane-d4	41		0	40	0	102	78.1	130			
Surr: Toluene-d8	41		0	40	0	103	82.5	114			

Data Qualifier Code Key:
I Analyte detected below quantitation limits
U Not Detected Above the MDL

CLIENT: Pasco County Environmental Laboratory
Work Order: F07010443
Project: *Resource Recovery*

ANALYTICAL QC SUMMARY REPORT

TestCode: 8260_W

Sample ID: **F07010474-003FMS** SampType: **MS** TestCode: **8260_W** Units: **µg/L** Prep Date: **1/12/2007** RunNo: **53769**
Batch ID: **41479** TestNo: **SW8260** **SW5030A** Analysis Date: **1/13/2007** SeqNo: **1419411**

Analyte	Result	Qual	MDL	SPK value	SPK Ref Val	%REC	LowLimit	HighLimit	RPD Ref Val	%RPD	RPDLimit
Benzene	20		0.16	20	0	101	66.3	137			
Chlorobenzene	19		0.17	20	0	96.6	68.7	134			
1,1-Dichloroethene	20		0.81	20	0	99.7	26.8	183			
Toluene	20		0.15	20	0	101	63.5	140			
Trichloroethene	19		0.61	20	0	96.9	63.3	138			
Surr: 4-Bromofluorobenzene	40		0	40	0	101	83.1	105			
Surr: Dibromofluoromethane	41		0	40	0	103	81.7	122			
Surr: 1,2-Dichloroethane-d4	43		0	40	0	106	78.1	130			
Surr: Toluene-d8	42		0	40	0	105	82.5	114			

Sample ID: **F07010474-003FMSD** SampType: **MSD** TestCode: **8260_W** Units: **µg/L** Prep Date: **1/12/2007** RunNo: **53769**
Batch ID: **41479** TestNo: **SW8260** **SW5030A** Analysis Date: **1/13/2007** SeqNo: **1419413**

Analyte	Result	Qual	MDL	SPK value	SPK Ref Val	%REC	LowLimit	HighLimit	RPD Ref Val	%RPD	RPDLimit
Benzene	20		0.16	20	0	99.7	66.3	137	20	1.44	40
Chlorobenzene	20		0.17	20	0	97.8	68.7	134	19	1.24	40
1,1-Dichloroethene	21		0.81	20	0	103	26.8	183	20	2.82	40
Toluene	20		0.15	20	0	101	63.5	140	20	0.197	40
Trichloroethene	19		0.61	20	0	96.0	63.3	138	19	0.933	40
Surr: 4-Bromofluorobenzene	41		0	40	0	102	83.1	105	40	0	0
Surr: Dibromofluoromethane	41		0	40	0	103	81.7	122	41	0	0
Surr: 1,2-Dichloroethane-d4	42		0	40	0	105	78.1	130	43	0	0
Surr: Toluene-d8	42		0	40	0	104	82.5	114	42	0	0

Data Qualifier Code Key:
I Analyte detected below quantitation limits
U Not Detected Above the MDL

CLIENT: Pasco County Environmental Laboratory
Work Order: F06110795
Project: Resource Recovery

ANALYTICAL QC SUMMARY REPORT

TestCode: ICP-6010_W

Sample ID: **MB-40382** SampType: **MBLK** TestCode: **ICP-6010_W** Units: **µg/L** Prep Date: **11/20/2006** RunNo: **52419**
Client ID: **MB-40382** Batch ID: **40382** TestNo: **SW6010** **SW3005A** Analysis Date: **11/21/2006** SeqNo: **1376225**

Analyte	Result	Qual	MDL	SPK value	SPK Ref Val	%REC	LowLimit	HighLimit	RPD Ref Val	%RPD	RPDLimit
Arsenic	2.8	U	2.8								
Barium	1.4	U	1.4								
Beryllium	0.16	U	0.16								
Cadmium	0.36	U	0.36								
Chromium	0.65	U	0.65								
Cobalt	1.0	U	1.0								
Copper	2.1	U	2.1								
Lead	2.6	U	2.6								
Nickel	1.5	U	1.5								
Selenium	4.2	U	4.2								
Silver	0.91	U	0.91								
Vanadium	1.6	U	1.6								
Zinc	3.2	U	3.2								

Sample ID: **LCS-40382** SampType: **LCS** TestCode: **ICP-6010_W** Units: **µg/L** Prep Date: **11/20/2006** RunNo: **52419**
Client ID: **LCS-40382** Batch ID: **40382** TestNo: **SW6010** **SW3005A** Analysis Date: **11/21/2006** SeqNo: **1376227**

Analyte	Result	Qual	MDL	SPK value	SPK Ref Val	%REC	LowLimit	HighLimit	RPD Ref Val	%RPD	RPDLimit
Arsenic	270		2.8	250	0	106	90	110			
Barium	270		1.4	250	0	106	90	110			
Beryllium	26		0.16	25	0	106	90	110			
Cadmium	28		0.36	25	0	111	80	120			
Chromium	270		0.65	250	0	108	90	110			
Cobalt	270		1.0	250	0	108	90	110			
Copper	260		2.1	250	0	103	90	110			
Lead	280		2.6	250	0	111	80	120			
Nickel	270		1.5	250	0	108	90	110			

Data Qualifier Code Key:
I Analyte detected below quantitation limits
U Not Detected Above the MDL

CLIENT: Pasco County Environmental Laboratory
Work Order: F06110795
Project: Resource Recovery

ANALYTICAL QC SUMMARY REPORT

TestCode: ICP-6010_W

Sample ID: **LCS-40382** SampType: **LCS** TestCode: **ICP-6010_W** Units: **µg/L** Prep Date: **11/20/2006** RunNo: **52419**
Client ID: **LCS-40382** Batch ID: **40382** TestNo: **SW6010** **SW3005A** Analysis Date: **11/21/2006** SeqNo: **1376227**

Analyte	Result	Qual	MDL	SPK value	SPK Ref Val	%REC	LowLimit	HighLimit	RPD Ref Val	%RPD	RPDLimit
Selenium	270		4.2	250	0	106	90	110			
Silver	26		0.91	25	0	104	90	110			
Vanadium	270		1.6	250	0	108	90	110			
Zinc	1400		3.2	1200	0	108	90	110			

Sample ID: **F06110795-015AMS** SampType: **MS** TestCode: **ICP-6010_W** Units: **µg/L** Prep Date: **11/20/2006** RunNo: **52419**
Client ID: **2MW20D MS** Batch ID: **40382** TestNo: **SW6010** **SW3005A** Analysis Date: **11/21/2006** SeqNo: **1376300**

Analyte	Result	Qual	MDL	SPK value	SPK Ref Val	%REC	LowLimit	HighLimit	RPD Ref Val	%RPD	RPDLimit
Arsenic	270		2.8	250	0	106	75	125			
Barium	290		1.4	250	22	106	75	125			
Beryllium	26		0.16	25	0	104	75	125			
Cadmium	26		0.36	25	0	106	75	125			
Chromium	270		0.65	250	8.2	106	75	125			
Cobalt	260		1.0	250	0	104	75	125			
Copper	260		2.1	250	0	104	75	125			
Lead	270		2.6	250	0	108	75	125			
Nickel	260		1.5	250	2.6	103	75	125			
Selenium	260		4.2	250	0	104	75	125			
Silver	26		0.91	25	0	104	75	125			
Vanadium	270		1.6	250	5.2	106	75	125			
Zinc	1300		3.2	1200	4.4	106	75	125			

Sample ID: **F06110795-015AMSD** SampType: **MSD** TestCode: **ICP-6010_W** Units: **µg/L** Prep Date: **11/20/2006** RunNo: **52419**
Client ID: **2MW20D MSD** Batch ID: **40382** TestNo: **SW6010** **SW3005A** Analysis Date: **11/21/2006** SeqNo: **1376303**

Analyte	Result	Qual	MDL	SPK value	SPK Ref Val	%REC	LowLimit	HighLimit	RPD Ref Val	%RPD	RPDLimit

Data Qualifier Code Key:
I Analyte detected below quantitation limits
U Not Detected Above the MDL

CLIENT: Pasco County Environmental Laboratory
Work Order: F06110795
Project: Resource Recovery

ANALYTICAL QC SUMMARY REPORT

TestCode: ICP-6010_W

Sample ID: **F06110795-015AMSD** SampType: **MSD** TestCode: **ICP-6010_W** Units: **µg/L** Prep Date: **11/20/2006** RunNo: **52419**
Client ID: **2MW20D MSD** Batch ID: **40382** TestNo: **SW6010** **SW3005A** Analysis Date: **11/21/2006** SeqNo: **1376303**

Analyte	Result	Qual	MDL	SPK value	SPK Ref Val	%REC	LowLimit	HighLimit	RPD Ref Val	%RPD	RPDLimit
Arsenic	270		2.8	250	0	108	75	125	270	1.12	20
Barium	290		1.4	250	22	106	75	125	290	0.349	20
Beryllium	26		0.16	25	0	104	75	125	26	0.769	20
Cadmium	27		0.36	25	0	107	75	125	26	0.752	20
Chromium	270		0.65	250	8.2	106	75	125	270	0	20
Cobalt	260		1.0	250	0	104	75	125	260	0.385	20
Copper	260		2.1	250	0	102	75	125	260	1.17	20
Lead	270		2.6	250	0	108	75	125	270	0.371	20
Nickel	260		1.5	250	2.6	104	75	125	260	0.763	20
Selenium	260		4.2	250	0	106	75	125	4.2 U	1.52	20
Silver	26		0.91	25	0	103	75	125	26	0.775	20
Vanadium	270		1.6	250	5.2	106	75	125	270	0	20
Zinc	1300		3.2	1200	4.4	106	75	125	3.2 U	0	20

Data Qualifier Code Key:
I Analyte detected below quantitation limits
U Not Detected Above the MDL

CLIENT: Pasco County Environmental Laboratory
Work Order: F06110795
Project: Resource Recovery

ANALYTICAL QC SUMMARY REPORT

TestCode: ICP-6020_W

Sample ID: **MB-40382** SampType: **MBLK** TestCode: **ICP-6020_W** Units: **µg/L** Prep Date: **11/20/2006** RunNo: **52551**
Client ID: **MB-40382** Batch ID: **40382** TestNo: **SW6020** **SW3005A** Analysis Date: **11/29/2006** SeqNo: **1381779**

Analyte	Result	Qual	MDL	SPK value	SPK Ref Val	%REC	LowLimit	HighLimit	RPD Ref Val	%RPD	RPDLimit
Antimony	0.13	U	0.13								
Thallium	**0.42**	I	0.19								

Sample ID: **LCS-40382** SampType: **LCS** TestCode: **ICP-6020_W** Units: **µg/L** Prep Date: **11/20/2006** RunNo: **52551**
Client ID: **LCS-40382** Batch ID: **40382** TestNo: **SW6020** **SW3005A** Analysis Date: **11/29/2006** SeqNo: **1381780**

Analyte	Result	Qual	MDL	SPK value	SPK Ref Val	%REC	LowLimit	HighLimit	RPD Ref Val	%RPD	RPDLimit
Antimony	48		0.13	50	0	95.8	85	115			
Thallium	49		0.19	50	0.42	97.2	85	115			

Sample ID: **F06110795-014AMS** SampType: **MS** TestCode: **ICP-6020_W** Units: **µg/L** Prep Date: **11/20/2006** RunNo: **52551**
Client ID: **2MW19D MS** Batch ID: **40382** TestNo: **SW6020** **SW3005A** Analysis Date: **11/29/2006** SeqNo: **1381802**

Analyte	Result	Qual	MDL	SPK value	SPK Ref Val	%REC	LowLimit	HighLimit	RPD Ref Val	%RPD	RPDLimit
Antimony	49		0.13	50	0	98.6	85	115			
Thallium	49		0.19	50	0	98.9	85	115			

Sample ID: **F06110795-014AMSD** SampType: **MSD** TestCode: **ICP-6020_W** Units: **µg/L** Prep Date: **11/20/2006** RunNo: **52551**
Client ID: **2MW19D MSD** Batch ID: **40382** TestNo: **SW6020** **SW3005A** Analysis Date: **11/29/2006** SeqNo: **1381803**

Analyte	Result	Qual	MDL	SPK value	SPK Ref Val	%REC	LowLimit	HighLimit	RPD Ref Val	%RPD	RPDLimit
Antimony	49		0.13	50	0	99.0	85	115	49	0.332	20
Thallium	50		0.19	50	0	99.0	85	115	49	0.117	20

Data Qualifier Code Key:
I Analyte detected below quantitation limits
U Not Detected Above the MDL

26255

45799
JRM
6/23/06

PASCO COUNTY, FLORIDA

DADE CITY (352) 511-4274
LAND O' LAKES (813) 996-7341
NEW PORT RICHEY (727) 847-8145

UTILITIES SERVICES BRANCH
PUB. WKS./UTILITIES BLDG. S-213
7530 LITTLE ROAD
NEW PORT RICHEY, FL 34654

21 June 2006

Mr. John Morris
Environmental Specialist III
Waste Management Section
Florida Department of
Environmental Protection
13051 N. Telecom Pkwy.
Temple Terrace, FL 33637

Dept. of Environmental Protection

JUN 23 2006

Southwest District

RE: West Pasco Class I Landfill
Groundwater Monitoring
Semester I, 2006

Dear Mr. Morris

Enclosed please find the groundwater monitoring analyses from monitoring wells 2MW1, 4MW1, 2MW2, 4MW2, 2MW4, 4MW4, 2MW5, 4MW5, 2MW6, 4MW6, 4MW11D, 4MW12D, 2MW13D, 4MW13D, 4MW14D, 2MW15D, 2MW17S, 2MW18D, 2MW19D, and 2MW20D at the West Pasco Class I landfill for the first semester 2006 (Jan-Jun) sampling period.

All the wells were analyzed for the parameters listed in 62-701(8)(a) Florida Administrative Code. Associated Quality Assurance/Quality Control data is also included for all analyses. Finally, a groundwater contour map for this site is included in this submittal.

If you have any questions please feel free to contact me.

Sincerely,

Candia E. Mulhern
Laboratory Manager

Enc.: 1

cc: MS 4565 Solid Waste Section, Florida DEP, 2600 Blair Stone Rd., Tallahassee, Fl 32399-2400
Bruce E. Kennedy, P.E., Assistant County Administrator (Utilities Services)
Robert J. Sigmond, Utilities Fiscal Services/Special Projects Director
John Power, Solid Waste Facility Manager

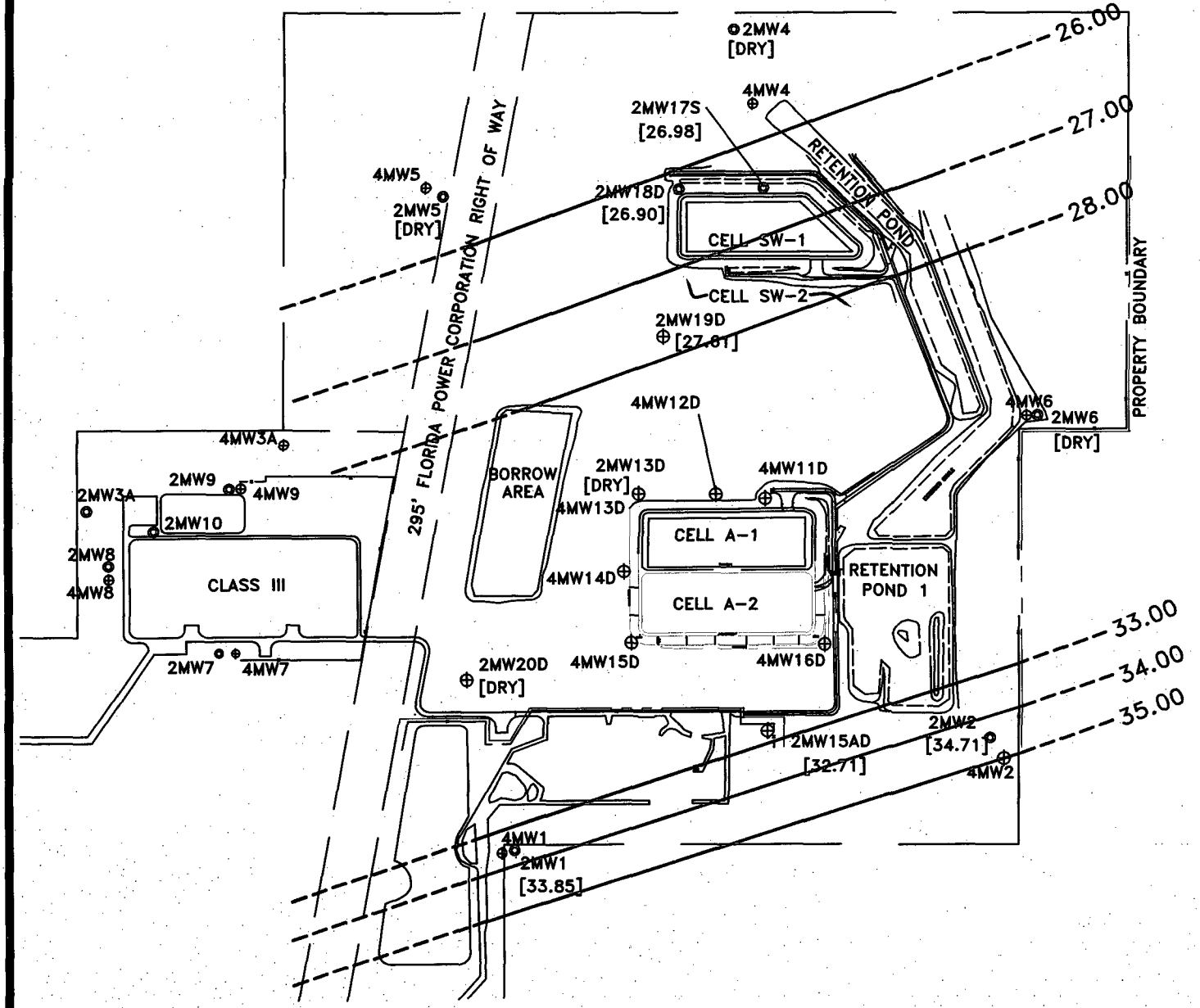

EXPLANATION

4MW2
⊕ FLORIDAN AQUIFER MONITORING WELL

2MW2
◎ SURFICIAL AQUIFER MONITORING WELL

(4MW)
4" PVC WELL

(2MW)
2" PVC WELL

[36.21]
GROUNDWATER ELEVATION
(IN FEET, NGVD)

-36.00-
GROUNDWATER CONTOUR LINE

1 FEET – CONTOUR INTERVAL

0 1000
Scale In Feet

Prepared/Date: JT 06/06/06
Checked/Date: [illegible] 6/12/6

PASCO COUNTY RESOURCE RECOVERY FACILITY
PASCO COUNTY
BOARD OF COUNTY COMMISSIONERS
UTILITY SERVICES BRANCH
PASCO COUNTY, FLORIDA

MACTEC

GROUNDWATER MONITORING
SURFICIAL AQUIFER WATER TABLE
YEAR 2006, QUARTER I
FEBUARY 2006

Project 6515-04-0147 Figure 1

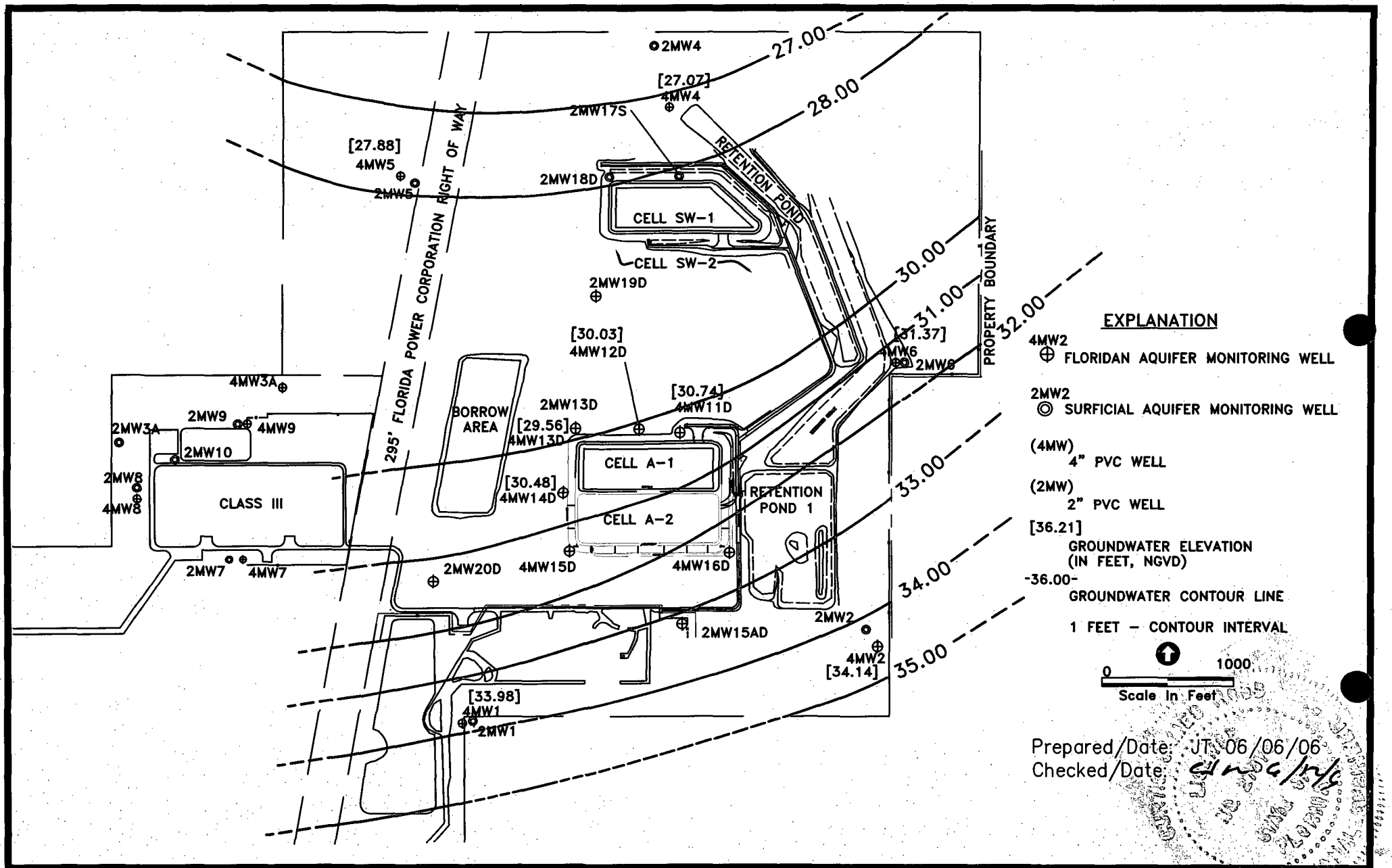

Prepared/Date: JT 06/06/06
Checked/Date: GMC 6/16/6

PASCO COUNTY RESOURCE RECOVERY FACILITY
PASCO COUNTY
BOARD OF COUNTY COMMISSIONERS
UTILITY SERVICES BRANCH
PASCO COUNTY, FLORIDA

MACTEC

GROUNDWATER MONITORING
FLORIDAN AQUIFER
YEAR 2006, QUARTER I
FEBUARY 2006

Project 6515-04-0147 Figure 2

PART III ANALYTICAL RESULTS

Facility GMS #: 4051C00030

Sampling Date/Time: 02/22/06/8:55

Test Site ID #: 4051A16506

Report Period: 2006 / Quarter I (year/quarter)

Well Name: 2MW-1

Well Purged (Y/N): YES

Classification of Groundwater: Surficial

Well Type: (XXX) Background
( ) Intermediate
( ) Compliance
( ) Other

Groundwater Elevation (NGVD):

or (MSL):

Storet Code	Parameter Monitored	Sampling Method	Field Filtered Y/N	Analysis Method	Analysis Date/Time	*Analysis Results/Units		Detection Limits/Units	
000929	Sodium	Well Wiz. Ded. Mon. System	No	SM 3111B		Too Low To Sample	mg/L	0.10	mg/L
001045	Iron	"	"	SM 3111B		Too Low To Sample	mg/L	0.02	mg/L
071900	Mercury	"	"	SM 3112B		Too Low To Sample	mg/L	0.0005	mg/L
000400	pH-Field	"	"	SM 4500H+B		Too Low To Sample	Std. Units	0.01	Std. Units
000010	Temperature (Field)	"	"	SM 2550B		Too Low To Sample	°C	0	°C
000095	Specific Cond. (Field)	"	"	SM 2510B		Too Low To Sample	µmhos/cm	0.0	µmhos/cm
000344	D.O. (Field)	"	"	SM 45000G		Too Low To Sample	mg/L	0.0	mg/L
082079	Turbidity	"	"	SM 2130B		Too Low To Sample	NTU	0.01	NTU
000940	Chloride	"	"	SM 4500Cl-B		Too Low To Sample	mg/L	0.47	mg/L
070300	Total Dis. Solids	"	"	SM 2540C		Too Low To Sample	mg/L	17.3	mg/L
000610	Ammonia	"	"	SM 4500NH_3H		Too Low To Sample	mg/L	0.08	mg/L
000620	Nitrate	"	"	SM 4500$N0_3$F		Too Low To Sample	mg/L	0.03	mg/L
072020	Water Level (MSL)	"	"			Too Low To Sample	Feet		Feet

*Attach Laboratory Reports

mo/llfil24(1)

26255

PASCO COUNTY, FLORIDA

FLORIDA DEPARTMENT OF ENVIRONMENTAL PROTECTION
JUN 23 2006
SOUTHWEST DISTRICT
TAMPA

ENVIRONMENTAL LABORATORY
8864 GOVERNMENT DRIVE
NEW PORT RICHEY, FL 34654
PHONE 727-847-8902

DHRS E44123
CONTACTS:
GLORIA KRUEGER
BILL WARGO

REPORT OF ANALYSES

Resource Recovery
Class I Landfill
Hays Road
Shady Hills, Fl
John Power

Date: 3/3/2006

SAMPLE NUMBER	AA64496	SAMPLE ID 4MW1 @ RESREC	SAMPLE MATRIX GW
DATE SAMPLED	2/22/2006		TIME SAMPLED 10:40
DATE RECEIVED	2/22/2006	SAMPLER CSC	RECEIVED BY GK
TIME RECEIVED	15:59	DELIVERED BY CSC	SAMPLE TYPE Pumped

ANALYSIS	METHOD	ANALYSIS DATE	ANALYSIS TIME	ANALYSIS BY	RESULT	QUAL.	UNIT	DET. LIMIT
Color by Observation	Observation	2/22/2006	10:40	CSC	CLEAR			
Conductivity Field	SM2510B	2/22/2006	10:40	CSC	741		umhos/cm	
Dissolved Oxygen Field	SM4500OG	2/22/2006	10:40	CSC	0.28		mg/L	0.00
pH Field	SM4500HB	2/22/2006	10:40	CSC	6.96		std units	
Temperature Field	SM2550B	2/22/2006	10:40	CSC	24.31		deg C	
Water Level		2/22/2006	10:40	CSC	33.98		Feet N.G.V	
Iron, Total, Flame	SM3111B	2/23/2006	9:20	TER	<0.03	U	mg/L	0.03
Mercury, Total, CVAA	SM3112B	2/24/2006	9:45	TER	<0.0005	U	mg/L	).000[illegible]
Sodium, Total, Flame	SM3111B	2/23/2006	9:45	TER	52.2		mg/L	0.10
Ammonia	SM4500NH3	2/22/2006	8:00	IF	<0.04	U	mg/L	0.04
Nitrate	SM4500NO	2/23/2006	8:00	IF	0.16		mg/L	0.02

ANALYSIS COMMENTS:

All calulations are on wet weight basis

LABORATORY DIRECTOR Carolin E. Mulhe[illegible]

THIS DOCUMENT MEETS NELAC STANDARDS

NELAC Certification # E44123

PASCO COUNTY, FLORIDA

ENVIRONMENTAL LABORATORY
8864 GOVERNMENT DRIVE
NEW PORT RICHEY, FL 34654
PHONE 727-847-8902

DHRS E44123
CONTACTS:
GLORIA KRUEGER
BILL WARGO

REPORT OF ANALYSES

Resource Recovery
Class I Landfill
Hays Road
Shady Hills, Fl
John Power

Date: 3/3/2006

SAMPLE NUMBER	AA64496	SAMPLE ID 4MW1 @ RESREC	SAMPLE MATRIX GW
DATE SAMPLED	2/22/2006		TIME SAMPLED 10:40
DATE RECEIVED	2/22/2006	SAMPLER CSC	RECEIVED BY GK
TIME RECEIVED	15:59	DELIVERED BY CSC	SAMPLE TYPE Pumped

ANALYSIS	METHOD	ANALYSIS DATE	ANALYSIS TIME	ANALYSIS BY	RESULT	QUAL.	UNIT	DET. LIMIT
Total Dissolved Solids	SM2540C	2/27/2006	17:00	AS	540		mg/L	26.3
Chloride	SM4500CLE	3/3/2006	8:30	CEM	129		mg/L	0.45
Turbidity	SM2130B	2/22/2006	16:25	CSC	0.12		NTU's	

ANALYSIS COMMENTS:

All calulations are on wet weight basis

LABORATORY DIRECTOR Carolina E. Thulbe

THIS DOCUMENT MEETS NELAC STANDARDS

NELAC Certification # E44123

PART III ANALYTICAL RESULTS

Facility GMS #: 4051C00030

Sampling Date/Time: 02/22/06/10:40

Test Site ID #: 4051A16511

Report Period: 2006 / Quarter I (year/quarter)

Well Name: 4MW-1

Well Purged (Y/N): YES

Classification of Groundwater: Floridan

Well Type: (XXX) Background
( ) Intermediate
( ) Compliance
( ) Other

Groundwater Elevation (NGVD): 33.98

or (MSL):

Storet Code	Parameter Monitored	Sampling Method	Field Filtered Y/N	Analysis Method	Analysis Date/Time	*Analysis Results/Units		Detection Limits/Units	
000929	Sodium	Well Wiz. Ded. Mon. System	No	SM 3111B	02/23/06 9:45	52.2	mg/L	0.10	mg/L
001045	Iron	"	"	SM 3111B	02/23/06 9:20	<0.03	mg/L	0.03 ~~0.02~~	mg/L
071900	Mercury	"	"	SM 3112B	02/24/06 9:45	<0.0005	mg/L	0.0005	mg/L
000400	pH-Field	"	"	SM 4500H+B	02/22/06 10:40	6.96	Std. Units	0.01	Std. Units
000010	Temperature (Field)	"	"	SM 2550B	02/22/06 10:40	24.31	°C	0	°C
000095	Specific Cond. (Field)	"	"	SM 2510B	02/22/06 10:40	741	µmhos/cm	0.0	µmhos/cm
000344	D.O. (Field)	"	"	SM 45000G	02/22/06 10:40	0.28	mg/L	0.0	mg/L
082079	Turbidity	"	"	SM 2130B	02/22/06 16:25	0.12	NTU	0.01	NTU
000940	Chloride	"	"	SM 4500Cl-B	03/03/06 8:30	129	mg/L	0.45 ~~0.47~~	mg/L
070300	Total Dis. Solids	"	"	SM 2540C	02/27/06 17:00	540	mg/L	26.3 ~~17.3~~	mg/L
000610	Ammonia	"	"	SM 4500NH$_3$H	02/22/06 8:00	<0.04	mg/L	0.04 ~~0.08~~	mg/L
000620	Nitrate	"	"	SM 4500N0$_3$F	02/23/06 8:00	0.16	mg/L	0.02 ~~0.03~~	mg/L
072020	Water Level (MSL)	"	"		02/22/06 10:40	33.98	Feet		Feet

*Attach Laboratory Reports

mo/llfil24(3)

ELAB, Inc. 8 East Tower Cr., Ormond Beach, FL 32174-8759 **Date:** *09-Mar-06*

Analytical Report

CLIENT: Pasco County Environmental Laboratory
Lab Order: F06021173
Project: Resource Recovery
Lab ID: F06021173-001

Client Sample ID: 4MW-1
Collection Date: 2/22/2006 10:40:00 AM
Sample Description:
Matrix: Groundwater

Analyses	Result	Qual	MDL	RL	Units	DF	Date Analyzed	Batch ID
ICP METALS		**SW6010**	PrepDate: **3/1/2006 10:08:00 A**				Analyst: **TPI**	
Arsenic	0.0028	U	0.0028	0.010	mg/L	1	03/02/06 23:21	34158
Barium	0.032		0.00023	0.010	mg/L	1	03/02/06 23:21	34158
Beryllium	0.000056	U	0.000056	0.0010	mg/L	1	03/02/06 23:21	34158
Cadmium	0.00034	U	0.00034	0.0010	mg/L	1	03/02/06 23:21	34158
Chromium	0.00060	U	0.00060	0.0050	mg/L	1	03/02/06 23:21	34158
Cobalt	0.0016	U	0.0016	0.010	mg/L	1	03/02/06 23:21	34158
Copper	0.00074	I	0.00047	0.0050	mg/L	1	03/02/06 23:21	34158
Lead	0.0022	U	0.0022	0.010	mg/L	1	03/02/06 23:21	34158
Nickel	0.0031	I	0.0010	0.0050	mg/L	1	03/02/06 23:21	34158
Selenium	0.0031	U	0.0031	0.015	mg/L	1	03/02/06 23:21	34158
Silver	0.00093	U	0.00093	0.0050	mg/L	1	03/02/06 23:21	34158
Vanadium	0.0020	I	0.00073	0.010	mg/L	1	03/02/06 23:21	34158
Zinc	0.0035	U	0.0035	0.020	mg/L	1	03/02/06 23:21	34158
ICP/MS METALS		**SW6020**	PrepDate: **3/1/2006 10:08:00 A**				Analyst: **JAS**	
Antimony	0.00040	U	0.00040	0.0010	mg/L	1	03/08/06 03:15	34158
Thallium	0.00022	I	0.00012	0.0010	mg/L	1	03/08/06 03:15	34158
8011: EDB AND DBCP		**SW8011**	PrepDate: **3/4/2006 9:45:00 AM**				Analyst: **BC**	
1,2-Dibromo-3-chloropropane	0.0055	U	0.0055	0.020	µg/L	1	03/06/06 19:02	34241
Ethylene Dibromide	0.0099	U	0.0099	0.010	µg/L	1	03/06/06 19:02	34241
Surr: 4-Bromofluorobenzene	99.0		0	60-140	%REC	1	03/06/06 19:02	34241
8260: VOLATILE ORGANIC COMPOUNDS		**SW8260**	PrepDate: **3/1/2006**				Analyst: **JN**	
Acetone	3.7	U	3.7	10	µg/L	1	03/02/06 08:42	34193
Acrylonitrile	2.2	U	2.2	10	µg/L	1	03/02/06 08:42	34193
Benzene	0.23	U	0.23	1.0	µg/L	1	03/02/06 08:42	34193
Bromochloromethane	0.21	U	0.21	1.0	µg/L	1	03/02/06 08:42	34193
Bromodichloromethane	0.26	U	0.26	0.60	µg/L	1	03/02/06 08:42	34193
Bromoform	0.28	U	0.28	1.0	µg/L	1	03/02/06 08:42	34193
Bromomethane	0.60	U	0.60	1.0	µg/L	1	03/02/06 08:42	34193
2-Butanone	1.8	U	1.8	10	µg/L	1	03/02/06 08:42	34193
Carbon disulfide	0.49	U	0.49	1.0	µg/L	1	03/02/06 08:42	34193
Carbon tetrachloride	0.29	U	0.29	1.0	µg/L	1	03/02/06 08:42	34193
Chlorobenzene	0.15	U	0.15	1.0	µg/L	1	03/02/06 08:42	34193
Chloroethane	0.51	U	0.51	1.0	µg/L	1	03/02/06 08:42	34193
Chloroform	0.23	U	0.23	1.0	µg/L	1	03/02/06 08:42	34193

Data Qualifier Code Key:
I Analyte detected below quantitation limits
U Not Detected Above the MDL

ELAB, Inc. 8 East Tower Cr., Ormond Beach, FL 32174-8759 **Date:** *09-Mar-06*

Analytical Report

CLIENT: Pasco County Environmental Laboratory
Lab Order: F06021173
Project: Resource Recovery
Lab ID: F06021173-001

Client Sample ID: 4MW-1
Collection Date: 2/22/2006 10:40:00 AM
Sample Description:
Matrix: Groundwater

Analyses	Result	Qual	MDL	RL	Units	DF	Date Analyzed	Batch ID
8260: VOLATILE ORGANIC COMPOUNDS		**SW8260**	PrepDate:	**3/1/2006**			Analyst: **JN**	
Chloromethane	0.50	U	0.50	1.0	µg/L	1	03/02/06 08:42	34193
Dibromochloromethane	0.19	U	0.19	0.50	µg/L	1	03/02/06 08:42	34193
Dibromomethane	0.30	U	0.30	1.0	µg/L	1	03/02/06 08:42	34193
trans-1,4-Dichloro-2-butene	0.64	U	0.64	10	µg/L	1	03/02/06 08:42	34193
1,2-Dichlorobenzene	0.19	U	0.19	1.0	µg/L	1	03/02/06 08:42	34193
1,4-Dichlorobenzene	0.19	U	0.19	1.0	µg/L	1	03/02/06 08:42	34193
1,1-Dichloroethane	0.26	U	0.26	1.0	µg/L	1	03/02/06 08:42	34193
1,2-Dichloroethane	0.19	U	0.19	1.0	µg/L	1	03/02/06 08:42	34193
1,1-Dichloroethene	0.40	U	0.40	1.0	µg/L	1	03/02/06 08:42	34193
cis-1,2-Dichloroethene	0.17	U	0.17	1.0	µg/L	1	03/02/06 08:42	34193
trans-1,2-Dichloroethene	0.17	U	0.17	1.0	µg/L	1	03/02/06 08:42	34193
1,2-Dichloropropane	0.33	U	0.33	1.0	µg/L	1	03/02/06 08:42	34193
cis-1,3-Dichloropropene	0.23	U	0.23	0.50	µg/L	1	03/02/06 08:42	34193
trans-1,3-Dichloropropene	0.25	U	0.25	0.50	µg/L	1	03/02/06 08:42	34193
Ethylbenzene	0.20	U	0.20	1.0	µg/L	1	03/02/06 08:42	34193
2-Hexanone	0.28	U	0.28	10	µg/L	1	03/02/06 08:42	34193
Iodomethane	0.52	U	0.52	1.0	µg/L	1	03/02/06 08:42	34193
4-Methyl-2-pentanone	0.26	U	0.26	10	µg/L	1	03/02/06 08:42	34193
Methylene chloride	2.0	U	2.0	5.0	µg/L	1	03/02/06 08:42	34193
Styrene	0.12	U	0.12	1.0	µg/L	1	03/02/06 08:42	34193
1,1,1,2-Tetrachloroethane	0.24	U	0.24	1.0	µg/L	1	03/02/06 08:42	34193
1,1,2,2-Tetrachloroethane	0.44	U	0.44	0.50	µg/L	1	03/02/06 08:42	34193
Tetrachloroethene	0.17	U	0.17	1.0	µg/L	1	03/02/06 08:42	34193
Toluene	0.35	U	0.35	1.0	µg/L	1	03/02/06 08:42	34193
1,1,1-Trichloroethane	0.33	U	0.33	1.0	µg/L	1	03/02/06 08:42	34193
1,1,2-Trichloroethane	0.17	U	0.17	1.0	µg/L	1	03/02/06 08:42	34193
Trichloroethene	0.27	U	0.27	1.0	µg/L	1	03/02/06 08:42	34193
Trichlorofluoromethane	0.50	U	0.50	1.0	µg/L	1	03/02/06 08:42	34193
1,2,3-Trichloropropane	0.24	U	0.24	0.50	µg/L	1	03/02/06 08:42	34193
Vinyl acetate	0.46	U	0.46	2.0	µg/L	1	03/02/06 08:42	34193
Vinyl chloride	0.43	U	0.43	1.0	µg/L	1	03/02/06 08:42	34193
Xylenes, Total	0.32	U	0.32	1.0	µg/L	1	03/02/06 08:42	34193
Surr: 4-Bromofluorobenzene	94.5		0	83.5-110	%REC	1	03/02/06 08:42	34193
Surr: Dibromofluoromethane	96.3		0	86.3-115	%REC	1	03/02/06 08:42	34193
Surr: 1,2-Dichloroethane-d4	104		0	79-130	%REC	1	03/02/06 08:42	34193
Surr: Toluene-d8	95.2		0	85.3-114	%REC	1	03/02/06 08:42	34193

Data Qualifier Code Key:
I Analyte detected below quantitation limits
U Not Detected Above the MDL

PASCO COUNTY, FLORIDA

ENVIRONMENTAL LABORATORY
8864 GOVERNMENT DRIVE
NEW PORT RICHEY, FL 34654
PHONE 727-847-8902

DHRS E44123
CONTACTS:
GLORIA KRUEGER
BILL WARGO

REPORT OF ANALYSES

Resource Recovery
Class I Landfill
Hays Road
Shady Hills, Fl
John Power

Date: 3/3/2006

SAMPLE NUMBER	AA64497	SAMPLE ID 2MW2 @ RESREC	SAMPLE MATRIX GW
DATE SAMPLED	2/22/2006		TIME SAMPLED 11:10
DATE RECEIVED	2/22/2006	SAMPLER CSC	RECEIVED BY GK
TIME RECEIVED	15:59	DELIVERED BY CSC	SAMPLE TYPE Pumped

ANALYSIS	METHOD	DATE	ANALYSIS TIME	BY	RESULT	QUAL.	UNIT	DET. LIMIT
Color by Observation	Observation	2/22/2006	11:10	CSC	CLEAR			
Conductivity Field	SM2510B	2/22/2006	11:10	CSC	115		umhos/cm	
Dissolved Oxygen Field	SM4500OG	2/22/2006	11:10	CSC	3.58		mg/L	0.00
pH Field	SM4500HB	2/22/2006	11:10	CSC	5.08		std units	
Temperature Field	SM2550B	2/22/2006	11:10	CSC	23.77		deg C	
Water Level		2/22/2006	11:10	CSC	34.71		Feet N.G.V	
Iron, Total, Flame	SM3111B	2/23/2006	9:20	TER	<0.03	U	mg/L	0.03
Mercury, Total, CVAA	SM3112B	2/24/2006	9:45	TER	<0.0005	U	mg/L	).000!
Sodium, Total, Flame	SM3111B	2/23/2006	9:45	TER	3.42		mg/L	0.10
Ammonia	SM4500NH3	2/22/2006	8:00	IF	<0.04	U	mg/L	0.04
Nitrate	SM4500NO	2/23/2006	8:00	IF	9.63		mg/L	0.02

ANALYSIS COMMENTS:

All calulations are on wet weight basis

LABORATORY DIRECTOR Carolin E. Mulhe

THIS DOCUMENT MEETS NELAC STANDARDS

NELAC Certification # E44123

PASCO COUNTY, FLORIDA

ENVIRONMENTAL LABORATORY
8864 GOVERNMENT DRIVE
NEW PORT RICHEY, FL 34654
PHONE 727-847-8902

DHRS E44123
CONTACTS:
GLORIA KRUEGER
BILL WARGO

REPORT OF ANALYSES

Resource Recovery
Class I Landfill
Hays Road
Shady Hills, Fl
John Power

Date: 3/3/2006

SAMPLE NUMBER	AA64497	SAMPLE ID 2MW2 @ RESREC	SAMPLE MATRIX GW
DATE SAMPLED	2/22/2006		TIME SAMPLED 11:10
DATE RECEIVED	2/22/2006	SAMPLER CSC	RECEIVED BY GK
TIME RECEIVED	15:59	DELIVERED BY CSC	SAMPLE TYPE Pumped

ANALYSIS	METHOD	ANALYSIS DATE	ANALYSIS TIME	ANALYSIS BY	RESULT	QUAL.	UNIT	DET. LIMIT
Total Dissolved Solids	SM2540C	2/27/2006	17:00	AS	112		mg/L	26.3
Chloride	SM4500CLE	3/3/2006	8:30	CEM	3.71		mg/L	0.45
Turbidity	SM2130B	2/22/2006	16:25	CSC	0.23		NTU's	

ANALYSIS COMMENTS:

All calulations are on wet weight basis

LABORATORY DIRECTOR Carolina E. Mulkey

THIS DOCUMENT MEETS NELAC STANDARDS

NELAC Certification # E44123

PART III ANALYTICAL RESULTS

Facility GMS #: 4051C00030

Sampling Date/Time: 02/22/06/11:10

Test Site ID #: 4051A16507

Report Period: 2006 / Quarter I (year/quarter)

Well Name: 2MW-2

Well Purged (Y/N): YES

Classification of Groundwater: Surficial

Well Type: ( ) Background
( ) Intermediate
(XXX) Compliance
( ) Other

Groundwater Elevation (NGVD): 34.71

or (MSL):

Storet Code	Parameter Monitored	Sampling Method	Field Filtered Y/N	Analysis Method	Analysis Date/Time	*Analysis Results/Units		Detection Limits/Units	
000929	Sodium	Well Wiz. Ded. Mon. System	No	SM 3111B	02/23/06 9:45	3.42	mg/L	0.10	mg/L
001045	Iron	"	"	SM 3111B	02/23/06 9:20	<0.03	mg/L	0.02	mg/L
071900	Mercury	"	"	SM 3112B	02/24/06 9:45	<0.0005	mg/L	0.0005	mg/L
000400	pH-Field	"	"	SM 4500H+B	02/22/06 11:10	5.08	Std. Units	0.01	Std. Units
000010	Temperature (Field)	"	"	SM 2550B	02/22/06 11:10	23.77	°C	0	°C
000095	Specific Cond. (Field)	"	"	SM 2510B	02/22/06 11:10	115	µmhos/cm	0.0	µmhos/cm
000344	D.O. (Field)	"	"	SM 45000G	02/22/06 11:10	3.58	mg/L	0.0	mg/L
082079	Turbidity	"	"	SM 2130B	02/22/06 16:25	0.23	NTU	0.01	NTU
000940	Chloride	"	"	SM 4500Cl-B	03/03/06 8:30	3.71	mg/L	0.47	mg/L
070300	Total Dis. Solids	"	"	SM 2540C	02/27/06 17:00	112	mg/L	17.3	mg/L
000610	Ammonia	"	"	SM 4500NH_3H	02/22/06 8:00	<0.04	mg/L	0.08	mg/L
000620	Nitrate	"	"	SM 4500$N0_3$F	02/23/06 8:00	9.63	mg/L	0.03	mg/L
072020	Water Level (MSL)	"	"		02/22/06 11:10	34.71	Feet		Feet

*Attach Laboratory Reports

mo/llfil24(2)

ELAB, Inc. 8 East Tower Cr., Ormond Beach, FL 32174-8759 **Date:** *09-Mar-06*

Analytical Report

CLIENT: Pasco County Environmental Laboratory **Client Sample ID:** 2MW2
Lab Order: F06021173 **Collection Date:** 2/22/2006 11:10:00 AM
Project: Resource Recovery **Sample Description:**
Lab ID: F06021173-002 **Matrix:** Groundwater

Analyses	Result	Qual	MDL	RL	Units	DF	Date Analyzed	Batch ID
ICP METALS		**SW6010**	PrepDate: **3/1/2006 10:08:00 A**				Analyst: **TPI**	
Arsenic	0.0028	U	0.0028	0.010	mg/L	1	03/02/06 23:25	34158
Barium	0.11		0.00023	0.010	mg/L	1	03/02/06 23:25	34158
Beryllium	0.00027	I	0.000056	0.0010	mg/L	1	03/02/06 23:25	34158
Cadmium	0.00042	I	0.00034	0.0010	mg/L	1	03/02/06 23:25	34158
Chromium	0.00060	U	0.00060	0.0050	mg/L	1	03/02/06 23:25	34158
Cobalt	0.0016	U	0.0016	0.010	mg/L	1	03/02/06 23:25	34158
Copper	0.0063		0.00047	0.0050	mg/L	1	03/02/06 23:25	34158
Lead	0.0022	U	0.0022	0.010	mg/L	1	03/02/06 23:25	34158
Nickel	0.0010	U	0.0010	0.0050	mg/L	1	03/02/06 23:25	34158
Selenium	0.0031	U	0.0031	0.015	mg/L	1	03/02/06 23:25	34158
Silver	0.00093	U	0.00093	0.0050	mg/L	1	03/02/06 23:25	34158
Vanadium	0.00073	U	0.00073	0.010	mg/L	1	03/02/06 23:25	34158
Zinc	0.0067	I	0.0035	0.020	mg/L	1	03/02/06 23:25	34158
ICP/MS METALS		**SW6020**	PrepDate: **3/1/2006 10:08:00 A**				Analyst: **JAS**	
Antimony	0.00040	U	0.00040	0.0010	mg/L	1	03/08/06 03:20	34158
Thallium	0.00012	U	0.00012	0.0010	mg/L	1	03/08/06 03:20	34158
8011: EDB AND DBCP		**SW8011**	PrepDate: **3/4/2006 9:45:00 AM**				Analyst: **BC**	
1,2-Dibromo-3-chloropropane	0.0055	U	0.0055	0.020	µg/L	1	03/06/06 19:23	34241
Ethylene Dibromide	0.0099	U	0.0099	0.010	µg/L	1	03/06/06 19:23	34241
Surr: 4-Bromofluorobenzene	94.3		0	60-140	%REC	1	03/06/06 19:23	34241
8260: VOLATILE ORGANIC COMPOUNDS		**SW8260**	PrepDate: **3/6/2006**				Analyst: **JN**	
Acetone	3.7	U	3.7	10	µg/L	1	03/06/06 18:40	34330
Acrylonitrile	2.2	U	2.2	10	µg/L	1	03/06/06 18:40	34330
Benzene	0.23	U	0.23	1.0	µg/L	1	03/06/06 18:40	34330
Bromochloromethane	0.21	U	0.21	1.0	µg/L	1	03/06/06 18:40	34330
Bromodichloromethane	0.26	U	0.26	0.60	µg/L	1	03/06/06 18:40	34330
Bromoform	0.28	U	0.28	1.0	µg/L	1	03/06/06 18:40	34330
Bromomethane	0.60	U	0.60	1.0	µg/L	1	03/06/06 18:40	34330
2-Butanone	1.8	U	1.8	10	µg/L	1	03/06/06 18:40	34330
Carbon disulfide	0.49	U	0.49	1.0	µg/L	1	03/06/06 18:40	34330
Carbon tetrachloride	0.29	U	0.29	1.0	µg/L	1	03/06/06 18:40	34330
Chlorobenzene	0.15	U	0.15	1.0	µg/L	1	03/06/06 18:40	34330
Chloroethane	0.51	U	0.51	1.0	µg/L	1	03/06/06 18:40	34330
Chloroform	0.23	U	0.23	1.0	µg/L	1	03/06/06 18:40	34330

Data Qualifier Code Key:
I Analyte detected below quantitation limits
U Not Detected Above the MDL

ELAB, Inc. 8 East Tower Cr., Ormond Beach, FL 32174-8759 **Date:** *09-Mar-06*

Analytical Report

CLIENT: Pasco County Environmental Laboratory
Lab Order: F06021173
Project: Resource Recovery
Lab ID: F06021173-002

Client Sample ID: 2MW2
Collection Date: 2/22/2006 11:10:00 AM
Sample Description:
Matrix: Groundwater

Analyses	Result	Qual	MDL	RL	Units	DF	Date Analyzed	Batch ID
8260: VOLATILE ORGANIC COMPOUNDS		**SW8260**	PrepDate: **3/6/2006**				Analyst: **JN**	
Chloromethane	0.50	U	0.50	1.0	µg/L	1	03/06/06 18:40	34330
Dibromochloromethane	0.19	U	0.19	0.50	µg/L	1	03/06/06 18:40	34330
Dibromomethane	0.30	U	0.30	1.0	µg/L	1	03/06/06 18:40	34330
trans-1,4-Dichloro-2-butene	0.64	U	0.64	10	µg/L	1	03/06/06 18:40	34330
1,2-Dichlorobenzene	0.19	U	0.19	1.0	µg/L	1	03/06/06 18:40	34330
1,4-Dichlorobenzene	0.19	U	0.19	1.0	µg/L	1	03/06/06 18:40	34330
1,1-Dichloroethane	0.26	U	0.26	1.0	µg/L	1	03/06/06 18:40	34330
1,2-Dichloroethane	0.19	U	0.19	1.0	µg/L	1	03/06/06 18:40	34330
1,1-Dichloroethene	0.40	U	0.40	1.0	µg/L	1	03/06/06 18:40	34330
cis-1,2-Dichloroethene	0.17	U	0.17	1.0	µg/L	1	03/06/06 18:40	34330
trans-1,2-Dichloroethene	0.17	U	0.17	1.0	µg/L	1	03/06/06 18:40	34330
1,2-Dichloropropane	0.33	U	0.33	1.0	µg/L	1	03/06/06 18:40	34330
cis-1,3-Dichloropropene	0.23	U	0.23	0.50	µg/L	1	03/06/06 18:40	34330
trans-1,3-Dichloropropene	0.25	U	0.25	0.50	µg/L	1	03/06/06 18:40	34330
Ethylbenzene	0.20	U	0.20	1.0	µg/L	1	03/06/06 18:40	34330
2-Hexanone	0.28	U	0.28	10	µg/L	1	03/06/06 18:40	34330
Iodomethane	0.52	U	0.52	1.0	µg/L	1	03/06/06 18:40	34330
4-Methyl-2-pentanone	0.26	U	0.26	10	µg/L	1	03/06/06 18:40	34330
Methylene chloride	2.0	U	2.0	5.0	µg/L	1	03/06/06 18:40	34330
Styrene	0.12	U	0.12	1.0	µg/L	1	03/06/06 18:40	34330
1,1,1,2-Tetrachloroethane	0.24	U	0.24	1.0	µg/L	1	03/06/06 18:40	34330
1,1,2,2-Tetrachloroethane	0.44	U	0.44	0.50	µg/L	1	03/06/06 18:40	34330
Tetrachloroethene	0.17	U	0.17	1.0	µg/L	1	03/06/06 18:40	34330
Toluene	0.35	U	0.35	1.0	µg/L	1	03/06/06 18:40	34330
1,1,1-Trichloroethane	0.33	U	0.33	1.0	µg/L	1	03/06/06 18:40	34330
1,1,2-Trichloroethane	0.17	U	0.17	1.0	µg/L	1	03/06/06 18:40	34330
Trichloroethene	0.27	U	0.27	1.0	µg/L	1	03/06/06 18:40	34330
Trichlorofluoromethane	0.50	U	0.50	1.0	µg/L	1	03/06/06 18:40	34330
1,2,3-Trichloropropane	0.24	U	0.24	0.50	µg/L	1	03/06/06 18:40	34330
Vinyl acetate	0.46	U	0.46	2.0	µg/L	1	03/06/06 18:40	34330
Vinyl chloride	0.43	U	0.43	1.0	µg/L	1	03/06/06 18:40	34330
Xylenes, Total	0.32	U	0.32	1.0	µg/L	1	03/06/06 18:40	34330
Surr: 4-Bromofluorobenzene	95.5		0	83.5-110	%REC	1	03/06/06 18:40	34330
Surr: Dibromofluoromethane	107		0	86.3-115	%REC	1	03/06/06 18:40	34330
Surr: 1,2-Dichloroethane-d4	108		0	79-130	%REC	1	03/06/06 18:40	34330
Surr: Toluene-d8	105		0	85.3-114	%REC	1	03/06/06 18:40	34330

Data Qualifier Code Key:
I Analyte detected below quantitation limits
U Not Detected Above the MDL

PASCO COUNTY, FLORIDA

ENVIRONMENTAL LABORATORY
8864 GOVERNMENT DRIVE
NEW PORT RICHEY, FL 34654
PHONE 727-847-8902

DHRS E44123
CONTACTS:
GLORIA KRUEGER
BILL WARGO

REPORT OF ANALYSES

Resource Recovery
Class I Landfill
Hays Road
Shady Hills, Fl
John Power

Date: 3/3/2006

SAMPLE NUMBER	AA64498	SAMPLE ID 4MW2 @ RESREC	SAMPLE MATRIX GW
DATE SAMPLED	2/22/2006		TIME SAMPLED 12:30
DATE RECEIVED	2/22/2006	SAMPLER CSC	RECEIVED BY GK
TIME RECEIVED	15:59	DELIVERED BY CSC	SAMPLE TYPE Pumped

ANALYSIS	METHOD	ANALYSIS DATE	ANALYSIS TIME	BY	RESULT	QUAL.	UNIT	DET. LIMIT
Color by Observation	Observation	2/22/2006	12:30	CSC	CLEAR			
Conductivity Field	SM2510B	2/22/2006	12:30	CSC	181		umhos/cm	
Dissolved Oxygen Field	SM4500OG	2/22/2006	12:30	CSC	1.10		mg/L	0.00
pH Field	SM4500HB	2/22/2006	12:30	CSC	7.27		std units	
Temperature Field	SM2550B	2/22/2006	12:30	CSC	23.70		deg C	
Water Level		2/22/2006	12:30	CSC	34.14		Feet N.G.V	
Iron, Total, Flame	SM3111B	2/23/2006	9:20	TER	<0.03	U	mg/L	0.03
Mercury, Total, CVAA	SM3112B	2/24/2006	9:45	TER	<0.0005	U	mg/L	).000
Sodium, Total, Flame	SM3111B	2/23/2006	9:45	TER	3.52		mg/L	0.10
Ammonia	SM4500NH3	2/22/2006	8:00	IF	<0.04	U	mg/L	0.04
Nitrate	SM4500NO	2/23/2006	8:00	IF	4.02		mg/L	0.02

ANALYSIS COMMENTS:

All calulations are on wet weight basis

LABORATORY DIRECTOR Carolin E. Thulke

THIS DOCUMENT MEETS NELAC STANDARDS

NELAC Certification # E44123

PASCO COUNTY, FLORIDA

ENVIRONMENTAL LABORATORY
8864 GOVERNMENT DRIVE
NEW PORT RICHEY, FL 34654
PHONE 727-847-8902

DHRS E44123
CONTACTS:
GLORIA KRUEGER
BILL WARGO

REPORT OF ANALYSES

Resource Recovery
Class I Landfill
Hays Road
Shady Hills, Fl
John Power

Date: 3/3/2006

SAMPLE NUMBER	AA64498	SAMPLE ID 4MW2 @ RESREC	SAMPLE MATRIX GW
DATE SAMPLED	2/22/2006		TIME SAMPLED 12:30
DATE RECEIVED	2/22/2006	SAMPLER CSC	RECEIVED BY GK
TIME RECEIVED	15:59	DELIVERED BY CSC	SAMPLE TYPE Pumped

ANALYSIS	METHOD	ANALYSIS DATE	ANALYSIS TIME	ANALYSIS BY	RESULT	QUAL.	UNIT	DET. LIMIT
Total Dissolved Solids	SM2540C	2/27/2006	17:00	AS	134		mg/L	26.3
Chloride	SM4500CLE	3/3/2006	8:30	CEM	4.04		mg/L	0.45
Turbidity	SM2130B	2/22/2006	16:25	CSC	0.11		NTU's	

ANALYSIS COMMENTS:

All calulations are on wet weight basis

LABORATORY DIRECTOR Carolin E. Mulhe

THIS DOCUMENT MEETS NELAC STANDARDS

NELAC Certification # E44123

PART III ANALYTICAL RESULTS

Facility GMS #: 4051C00030

Sampling Date/Time: 02/22/06/15:59

Test Site ID #: 4051A16512

Report Period: 2006 / Quarter I (year/quarter)

Well Name: 4MW-2

Well Purged (Y/N): YES

Classification of Groundwater: Floridan

Well Type: ( ) Background
( ) Intermediate
(XXX) Compliance
( ) Other

Groundwater Elevation (NGVD): 34.14

or (MSL):

Storet Code	Parameter Monitored	Sampling Method	Field Filtered Y/N	Analysis Method	Analysis Date/Time	*Analysis Results/Units		Detection Limits/Units	
000929	Sodium	Well Wiz. Ded. Mon. System	No	SM 3111B	02/23/06 9:45	3.52	mg/L	0.10	mg/L
001045	Iron	"	"	SM 3111B	2/23/06 9:20	<0.03	mg/L	0.02	mg/L
071900	Mercury	"	"	SM 3112B	02/24/06 9:45	<0.0005	mg/L	0.0005	mg/L
000400	pH-Field	"	"	SM 4500H+B	02/22/06 12:30	7.27	Std. Units	0.01	Std. Units
000010	Temperature (Field)	"	"	SM 2550B	02/22/06 12:30	23.70	°C	0	°C
000095	Specific Cond. (Field)	"	"	SM 2510B	02/22/06 12:30	181	µmhos/cm	0.0	µmhos/cm
000344	D.O. (Field)	"	"	SM 45000G	02/22/06 12:30	1.10	mg/L	0.0	mg/L
082079	Turbidity	"	"	SM 2130B	02/22/06 16.25	0.11	NTU	0.01	NTU
000940	Chloride	"	"	SM 4500Cl-B	03/03/06 8:30	4.04	mg/L	0.47	mg/L
070300	Total Dis. Solids	"	"	SM 2540C	02/27/06 17:00	134	mg/L	17.3	mg/L
000610	Ammonia	"	"	SM 4500NH_3H	02/22/06 8:00	<0.04	mg/L	0.08	mg/L
000620	Nitrate	"	"	SM 4500$N0_3$F	02/23/06 8:00	4.02	mg/L	0.03	mg/L
072020	Water Level (MSL)	"	"		02/22/06 12:30	34.14	Feet		Feet

*Attach Laboratory Reports

mo/llfil24(4)

ELAB, Inc. 8 East Tower Cr., Ormond Beach, FL 32174-8759 **Date:** *09-Mar-06*

Analytical Report

CLIENT: Pasco County Environmental Laboratory
Lab Order: F06021173
Project: Resource Recovery
Lab ID: F06021173-003

Client Sample ID: 4MW2
Collection Date: 2/22/2006 12:30:00 PM
Sample Description:
Matrix: Groundwater

Analyses	Result	Qual	MDL	RL	Units	DF	Date Analyzed	Batch ID
ICP METALS		**SW6010**	PrepDate: **3/1/2006 10:08:00 A**				Analyst: **TPI**	
Arsenic	0.0028	U	0.0028	0.010	mg/L	1	03/02/06 23:29	34158
Barium	0.0063	I	0.00023	0.010	mg/L	1	03/02/06 23:29	34158
Beryllium	0.000056	U	0.000056	0.0010	mg/L	1	03/02/06 23:29	34158
Cadmium	0.00034	U	0.00034	0.0010	mg/L	1	03/02/06 23:29	34158
Chromium	0.00060	U	0.00060	0.0050	mg/L	1	03/02/06 23:29	34158
Cobalt	0.0016	U	0.0016	0.010	mg/L	1	03/02/06 23:29	34158
Copper	0.00067	I	0.00047	0.0050	mg/L	1	03/02/06 23:29	34158
Lead	0.0022	U	0.0022	0.010	mg/L	1	03/02/06 23:29	34158
Nickel	0.0010	U	0.0010	0.0050	mg/L	1	03/02/06 23:29	34158
Selenium	0.0031	U	0.0031	0.015	mg/L	1	03/02/06 23:29	34158
Silver	0.00093	U	0.00093	0.0050	mg/L	1	03/02/06 23:29	34158
Vanadium	0.0051	I	0.00073	0.010	mg/L	1	03/02/06 23:29	34158
Zinc	0.0035	U	0.0035	0.020	mg/L	1	03/02/06 23:29	34158
ICP/MS METALS		**SW6020**	PrepDate: **3/1/2006 10:08:00 A**				Analyst: **JAS**	
Antimony	0.00040	U	0.00040	0.0010	mg/L	1	03/08/06 03:34	34158
Thallium	0.00012	U	0.00012	0.0010	mg/L	1	03/08/06 03:34	34158
8011: EDB AND DBCP		**SW8011**	PrepDate: **3/4/2006 9:45:00 AM**				Analyst: **BC**	
1,2-Dibromo-3-chloropropane	0.0055	U	0.0055	0.020	µg/L	1	03/06/06 19:44	34241
Ethylene Dibromide	0.0099	U	0.0099	0.010	µg/L	1	03/06/06 19:44	34241
Surr: 4-Bromofluorobenzene	97.2		0	60-140	%REC	1	03/06/06 19:44	34241
8260: VOLATILE ORGANIC COMPOUNDS		**SW8260**	PrepDate: **3/6/2006**				Analyst: **JN**	
Acetone	3.7	U	3.7	10	µg/L	1	03/06/06 20:10	34330
Acrylonitrile	2.2	U	2.2	10	µg/L	1	03/06/06 20:10	34330
Benzene	0.23	U	0.23	1.0	µg/L	1	03/06/06 20:10	34330
Bromochloromethane	0.21	U	0.21	1.0	µg/L	1	03/06/06 20:10	34330
Bromodichloromethane	0.26	U	0.26	0.60	µg/L	1	03/06/06 20:10	34330
Bromoform	0.28	U	0.28	1.0	µg/L	1	03/06/06 20:10	34330
Bromomethane	0.60	U	0.60	1.0	µg/L	1	03/06/06 20:10	34330
2-Butanone	1.8	U	1.8	10	µg/L	1	03/06/06 20:10	34330
Carbon disulfide	0.49	U	0.49	1.0	µg/L	1	03/06/06 20:10	34330
Carbon tetrachloride	0.29	U	0.29	1.0	µg/L	1	03/06/06 20:10	34330
Chlorobenzene	0.15	U	0.15	1.0	µg/L	1	03/06/06 20:10	34330
Chloroethane	0.51	U	0.51	1.0	µg/L	1	03/06/06 20:10	34330
Chloroform	0.23	U	0.23	1.0	µg/L	1	03/06/06 20:10	34330

Data Qualifier Code Key:
I Analyte detected below quantitation limits
U Not Detected Above the MDL

ELAB, Inc. 8 East Tower Cr., Ormond Beach, FL 32174-8759 **Date:** *09-Mar-06*

Analytical Report

CLIENT: Pasco County Environmental Laboratory
Lab Order: F06021173
Project: Resource Recovery
Lab ID: F06021173-003

Client Sample ID: 4MW2
Collection Date: 2/22/2006 12:30:00 PM
Sample Description:
Matrix: Groundwater

Analyses	Result	Qual	MDL	RL	Units	DF	Date Analyzed	Batch ID
8260: VOLATILE ORGANIC COMPOUNDS		**SW8260**	PrepDate:	**3/6/2006**			Analyst: **JN**	
Chloromethane	0.50	U	0.50	1.0	µg/L	1	03/06/06 20:10	34330
Dibromochloromethane	0.19	U	0.19	0.50	µg/L	1	03/06/06 20:10	34330
Dibromomethane	0.30	U	0.30	1.0	µg/L	1	03/06/06 20:10	34330
trans-1,4-Dichloro-2-butene	0.64	U	0.64	10	µg/L	1	03/06/06 20:10	34330
1,2-Dichlorobenzene	0.19	U	0.19	1.0	µg/L	1	03/06/06 20:10	34330
1,4-Dichlorobenzene	0.19	U	0.19	1.0	µg/L	1	03/06/06 20:10	34330
1,1-Dichloroethane	0.26	U	0.26	1.0	µg/L	1	03/06/06 20:10	34330
1,2-Dichloroethane	0.19	U	0.19	1.0	µg/L	1	03/06/06 20:10	34330
1,1-Dichloroethene	0.40	U	0.40	1.0	µg/L	1	03/06/06 20:10	34330
cis-1,2-Dichloroethene	0.17	U	0.17	1.0	µg/L	1	03/06/06 20:10	34330
trans-1,2-Dichloroethene	0.17	U	0.17	1.0	µg/L	1	03/06/06 20:10	34330
1,2-Dichloropropane	0.33	U	0.33	1.0	µg/L	1	03/06/06 20:10	34330
cis-1,3-Dichloropropene	0.23	U	0.23	0.50	µg/L	1	03/06/06 20:10	34330
trans-1,3-Dichloropropene	0.25	U	0.25	0.50	µg/L	1	03/06/06 20:10	34330
Ethylbenzene	0.20	U	0.20	1.0	µg/L	1	03/06/06 20:10	34330
2-Hexanone	0.28	U	0.28	10	µg/L	1	03/06/06 20:10	34330
Iodomethane	0.52	U	0.52	1.0	µg/L	1	03/06/06 20:10	34330
4-Methyl-2-pentanone	0.26	U	0.26	10	µg/L	1	03/06/06 20:10	34330
Methylene chloride	2.0	U	2.0	5.0	µg/L	1	03/06/06 20:10	34330
Styrene	0.12	U	0.12	1.0	µg/L	1	03/06/06 20:10	34330
1,1,1,2-Tetrachloroethane	0.24	U	0.24	1.0	µg/L	1	03/06/06 20:10	34330
1,1,2,2-Tetrachloroethane	0.44	U	0.44	0.50	µg/L	1	03/06/06 20:10	34330
Tetrachloroethene	0.17	U	0.17	1.0	µg/L	1	03/06/06 20:10	34330
Toluene	0.35	U	0.35	1.0	µg/L	1	03/06/06 20:10	34330
1,1,1-Trichloroethane	0.33	U	0.33	1.0	µg/L	1	03/06/06 20:10	34330
1,1,2-Trichloroethane	0.17	U	0.17	1.0	µg/L	1	03/06/06 20:10	34330
Trichloroethene	0.27	U	0.27	1.0	µg/L	1	03/06/06 20:10	34330
Trichlorofluoromethane	0.50	U	0.50	1.0	µg/L	1	03/06/06 20:10	34330
1,2,3-Trichloropropane	0.24	U	0.24	0.50	µg/L	1	03/06/06 20:10	34330
Vinyl acetate	0.46	U	0.46	2.0	µg/L	1	03/06/06 20:10	34330
Vinyl chloride	0.43	U	0.43	1.0	µg/L	1	03/06/06 20:10	34330
Xylenes, Total	0.32	U	0.32	1.0	µg/L	1	03/06/06 20:10	34330
Surr: 4-Bromofluorobenzene	93.4		0	83.5-110	%REC	1	03/06/06 20:10	34330
Surr: Dibromofluoromethane	108		0	86.3-115	%REC	1	03/06/06 20:10	34330
Surr: 1,2-Dichloroethane-d4	106		0	79-130	%REC	1	03/06/06 20:10	34330
Surr: Toluene-d8	105		0	85.3-114	%REC	1	03/06/06 20:10	34330

Data Qualifier Code Key:
I Analyte detected below quantitation limits
U Not Detected Above the MDL

PART III ANALYTICAL RESULTS

Facility GMS #: 4051C00030

Sampling Date/Time: 02/22/06/12:45

Test Site ID #: 4051A16508

Report Period: 2006 / Quarter I (year/quarter)

Well Name: 2MW-4

Well Purged (Y/N): YES

Classification of Groundwater: Surficial

Well Type: ( ) Background
( ) Intermediate
(XXX) Compliance
( ) Other

Groundwater Elevation (NGVD): Dry

or (MSL):

Storet Code	Parameter Monitored	Sampling Method	Field Filtered Y/N	Analysis Method	Analysis Date/Time	*Analysis Results/Units		Detection Limits/Units	
000929	Sodium	Well Wiz. Ded. Mon. System	No	SM 3111B		Dry	mg/L	0.10	mg/L
001045	Iron	"	"	SM 3111B		Dry	mg/L	0.02	mg/L
071900	Mercury	"	"	SM 3112B		Dry	mg/L	0.0005	mg/L
000400	pH-Field	"	"	SM 4500H+B		Dry	Std. Units	0.01	Std. Units
000010	Temperature (Field)	"	"	SM 2550B		Dry	°C	0	°C
000095	Specific Cond. (Field)	"	"	SM 2510B		Dry	µmhos/cm	0.0	µmhos/cm
000344	D.O. (Field)	"	"	SM 45000G		Dry	mg/L	0.0	mg/L
082079	Turbidity	"	"	SM 2130B		Dry	NTU	0.01	NTU
000940	Chloride	"	"	SM 4500Cl-B		Dry	mg/L	0.47	mg/L
070300	Total Dis. Solids	"	"	SM 2540C		Dry	mg/L	17.3	mg/L
000610	Ammonia	"	"	SM 4500NH_3H		Dry	mg/L	0.08	mg/L
000620	Nitrate	"	"	SM 4500$N0_3F$		Dry	mg/L	0.03	mg/L
072020	Water Level (MSL)	"	"			Dry	Feet		Feet

*Attach Laboratory Reports

mo/llfil24(5)

PASCO COUNTY, FLORIDA

ENVIRONMENTAL LABORATORY
8864 GOVERNMENT DRIVE
NEW PORT RICHEY, FL 34654
PHONE 727-847-8902

DHRS E44123
CONTACTS:
GLORIA KRUEGER
BILL WARGO

REPORT OF ANALYSES

Resource Recovery
Class I Landfill
Hays Road
Shady Hills, Fl
John Power

Date: 3/3/2006

SAMPLE NUMBER	AA64500	SAMPLE ID 4MW4 @ RESREC	SAMPLE MATRIX GW
DATE SAMPLED	2/22/2006		TIME SAMPLED 14:10
DATE RECEIVED	2/22/2006	SAMPLER CSC	RECEIVED BY GK
TIME RECEIVED	15:59	DELIVERED BY CSC	SAMPLE TYPE Pumped

ANALYSIS	METHOD	ANALYSIS DATE	ANALYSIS TIME	BY	RESULT	QUAL.	UNIT	DET. LIMIT
Color by Observation	Observation	2/22/2006	14:10	CSC	CLEAR			
Conductivity Field	SM2510B	2/22/2006	14:10	CSC	312		umhos/cm	
Dissolved Oxygen Field	SM4500OG	2/22/2006	14:10	CSC	1.06		mg/L	0.00
pH Field	SM4500HB	2/22/2006	14:10	CSC	7.04		std units	
Temperature Field	SM2550B	2/22/2006	14:10	CSC	24.86		deg C	
Water Level		2/22/2006	14:10	CSC	27.07		Feet N.G.V	
Iron, Total, Flame	SM3111B	2/23/2006	9:20	TER	<0.03	U	mg/L	0.03
Mercury, Total, CVAA	SM3112B	2/24/2006	9:45	TER	<0.0005	U	mg/L	).000
Sodium, Total, Flame	SM3111B	2/23/2006	9:45	TER	4.47		mg/L	0.10
Ammonia	SM4500NH3	2/22/2006	8:00	IF	<0.04	U	mg/L	0.04
Nitrate	SM4500NO	2/23/2006	8:00	IF	0.47		mg/L	0.02

ANALYSIS COMMENTS:

All calulations are on wet weight basis

LABORATORY DIRECTOR

THIS DOCUMENT MEETS NELAC STANDARDS

NELAC Certification # E44123

PASCO COUNTY, FLORIDA

ENVIRONMENTAL LABORATORY
8864 GOVERNMENT DRIVE
NEW PORT RICHEY, FL 34654
PHONE 727-847-8902

DHRS E44123
CONTACTS:
GLORIA KRUEGER
BILL WARGO

REPORT OF ANALYSES

Resource Recovery
Class I Landfill
Hays Road
Shady Hills, Fl
John Power

Date: 3/3/2006

SAMPLE NUMBER	AA64500	SAMPLE ID 4MW4 @ RESREC	SAMPLE MATRIX GW
DATE SAMPLED	2/22/2006		TIME SAMPLED 14:10
DATE RECEIVED	2/22/2006	SAMPLER CSC	RECEIVED BY GK
TIME RECEIVED	15:59	DELIVERED BY CSC	SAMPLE TYPE Pumped

ANALYSIS	METHOD	ANALYSIS DATE	ANALYSIS TIME	BY	RESULT	QUAL.	UNIT	DET. LIMIT
Total Dissolved Solids	SM2540C	2/27/2006	17:00	AS	200		mg/L	26.3
Chloride	SM4500CLE	3/3/2006	8:30	CEM	8.96		mg/L	0.45
Turbidity	SM2130B	2/22/2006	16:25	CSC	0.05		NTU's	

ANALYSIS COMMENTS:

All calulations are on wet weight basis

LABORATORY DIRECTOR Carolin E. Mulkey

THIS DOCUMENT MEETS NELAC STANDARDS

NELAC Certification # E44123

PART III ANALYTICAL RESULTS

Facility GMS #: 4051C00030

Sampling Date/Time: 02/22/06/14:10

Test Site ID #: 4051A16513

Report Period: 2006 / Quarter I (year/quarter)

Well Name: 4MW-4

Well Purged (Y/N): YES

Classification of Groundwater: Floridan

Well Type: ( ) Background ( ) Intermediate (XXX) Compliance ( ) Other

Groundwater Elevation (NGVD): 27.07

or (MSL):

Storet Code	Parameter Monitored	Sampling Method	Field Filtered Y/N	Analysis Method	Analysis Date/Time	*Analysis Results/Units		Detection Limits/Units	
000929	Sodium	Well Wiz. Ded. Mon. System	No	SM 3111B	02/23/06 9:45	4.47	mg/L	0.10	mg/L
001045	Iron	"	"	SM 3111B	02/23/06 9:20	<0.03	mg/L	0.02	mg/L
071900	Mercury	"	"	SM 3112B	02/24/06 9:45	<0.0005	mg/L	0.0005	mg/L
000400	pH-Field	"	"	SM 4500H+B	02/22/06 14:10	7.04	Std. Units	0.01	Std. Units
000010	Temperature (Field)	"	"	SM 2550B	02/22/06 14:10	24.86	°C	0	°C
000095	Specific Cond. (Field)	"	"	SM 2510B	02/22/06 14:10	312	µmhos/cm	0.0	µmhos/cm
000344	D.O. (Field)	"	"	SM 45000G	02/22/06 14:10	1.06	mg/L	0.0	mg/L
082079	Turbidity	"	"	SM 2130B	02/22/06 16:25	0.05	NTU	0.01	NTU
000940	Chloride	"	"	SM 4500Cl-B	03/03/06 8:30	8.96	mg/L	0.47	mg/L
070300	Total Dis. Solids	"	"	SM 2540C	02/27/06 17:00	200	mg/L	17.3	mg/L
000610	Ammonia	"	"	SM 4500NH_3H	02/22/06 8:00	<0.04	mg/L	0.08	mg/L
000620	Nitrate	"	"	SM 4500$N0_3F$	02/23/06 8:00	0.47	mg/L	0.03	mg/L
072020	Water Level (MSL)	"	"		02/22/06 14:10	27.07	Feet		Feet

*Attach Laboratory Reports

mo/llfil24(6)

ELAB, Inc. 8 East Tower Cr., Ormond Beach, FL 32174-8759 **Date:** *09-Mar-06*

Analytical Report

CLIENT: Pasco County Environmental Laboratory **Client Sample ID:** 4MW4
Lab Order: F06021173 **Collection Date:** 2/22/2006 2:10:00 PM
Project: Resource Recovery **Sample Description:**
Lab ID: F06021173-004 **Matrix:** Groundwater

Analyses	Result	Qual	MDL	RL	Units	DF	Date Analyzed	Batch ID
ICP METALS		**SW6010**	PrepDate: **3/1/2006 10:08:00 A**				Analyst: **TPI**	
Arsenic	0.0028	U	0.0028	0.010	mg/L	1	03/02/06 23:49	34158
Barium	0.0075	I	0.00023	0.010	mg/L	1	03/02/06 23:49	34158
Beryllium	0.000056	U	0.000056	0.0010	mg/L	1	03/02/06 23:49	34158
Cadmium	0.00034	U	0.00034	0.0010	mg/L	1	03/02/06 23:49	34158
Chromium	0.00089	I	0.00060	0.0050	mg/L	1	03/02/06 23:49	34158
Cobalt	0.0016	U	0.0016	0.010	mg/L	1	03/02/06 23:49	34158
Copper	0.00047	U	0.00047	0.0050	mg/L	1	03/02/06 23:49	34158
Lead	0.0022	U	0.0022	0.010	mg/L	1	03/02/06 23:49	34158
Nickel	0.0010	U	0.0010	0.0050	mg/L	1	03/02/06 23:49	34158
Selenium	0.0031	U	0.0031	0.015	mg/L	1	03/02/06 23:49	34158
Silver	0.00093	U	0.00093	0.0050	mg/L	1	03/02/06 23:49	34158
Vanadium	0.0028	I	0.00073	0.010	mg/L	1	03/02/06 23:49	34158
Zinc	0.0035	U	0.0035	0.020	mg/L	1	03/02/06 23:49	34158
ICP/MS METALS		**SW6020**	PrepDate: **3/1/2006 10:08:00 A**				Analyst: **JAS**	
Antimony	0.00040	U	0.00040	0.0010	mg/L	1	03/08/06 03:38	34158
Thallium	0.00012	U	0.00012	0.0010	mg/L	1	03/08/06 03:38	34158
8011: EDB AND DBCP		**SW8011**	PrepDate: **3/4/2006 9:45:00 AM**				Analyst: **BC**	
1,2-Dibromo-3-chloropropane	0.0055	U	0.0055	0.020	µg/L	1	03/06/06 20:25	34241
Ethylene Dibromide	0.0099	U	0.0099	0.010	µg/L	1	03/06/06 20:25	34241
Surr: 4-Bromofluorobenzene	97.7		0	60-140	%REC	1	03/06/06 20:25	34241
8260: VOLATILE ORGANIC COMPOUNDS		**SW8260**	PrepDate: **3/6/2006**				Analyst: **JN**	
Acetone	3.7	U	3.7	10	µg/L	1	03/06/06 20:40	34330
Acrylonitrile	2.2	U	2.2	10	µg/L	1	03/06/06 20:40	34330
Benzene	0.23	U	0.23	1.0	µg/L	1	03/06/06 20:40	34330
Bromochloromethane	0.21	U	0.21	1.0	µg/L	1	03/06/06 20:40	34330
Bromodichloromethane	0.26	U	0.26	0.60	µg/L	1	03/06/06 20:40	34330
Bromoform	0.28	U	0.28	1.0	µg/L	1	03/06/06 20:40	34330
Bromomethane	0.60	U	0.60	1.0	µg/L	1	03/06/06 20:40	34330
2-Butanone	1.8	U	1.8	10	µg/L	1	03/06/06 20:40	34330
Carbon disulfide	0.49	U	0.49	1.0	µg/L	1	03/06/06 20:40	34330
Carbon tetrachloride	0.29	U	0.29	1.0	µg/L	1	03/06/06 20:40	34330
Chlorobenzene	0.15	U	0.15	1.0	µg/L	1	03/06/06 20:40	34330
Chloroethane	0.51	U	0.51	1.0	µg/L	1	03/06/06 20:40	34330
Chloroform	0.23	U	0.23	1.0	µg/L	1	03/06/06 20:40	34330

Data Qualifier Code Key:
I Analyte detected below quantitation limits
U Not Detected Above the MDL

ELAB, Inc. 8 East Tower Cr., Ormond Beach, FL 32174-8759 **Date:** *09-Mar-06*

Analytical Report

CLIENT: Pasco County Environmental Laboratory
Lab Order: F06021173
Project: Resource Recovery
Lab ID: F06021173-004

Client Sample ID: 4MW4
Collection Date: 2/22/2006 2:10:00 PM
Sample Description:
Matrix: Groundwater

Analyses	Result	Qual	MDL	RL	Units	DF	Date Analyzed	Batch ID
8260: VOLATILE ORGANIC COMPOUNDS		**SW8260**	PrepDate:	**3/6/2006**			Analyst: **JN**	
Chloromethane	0.50	U	0.50	1.0	µg/L	1	03/06/06 20:40	34330
Dibromochloromethane	0.19	U	0.19	0.50	µg/L	1	03/06/06 20:40	34330
Dibromomethane	0.30	U	0.30	1.0	µg/L	1	03/06/06 20:40	34330
trans-1,4-Dichloro-2-butene	0.64	U	0.64	10	µg/L	1	03/06/06 20:40	34330
1,2-Dichlorobenzene	0.19	U	0.19	1.0	µg/L	1	03/06/06 20:40	34330
1,4-Dichlorobenzene	0.19	U	0.19	1.0	µg/L	1	03/06/06 20:40	34330
1,1-Dichloroethane	0.26	U	0.26	1.0	µg/L	1	03/06/06 20:40	34330
1,2-Dichloroethane	0.19	U	0.19	1.0	µg/L	1	03/06/06 20:40	34330
1,1-Dichloroethene	0.40	U	0.40	1.0	µg/L	1	03/06/06 20:40	34330
cis-1,2-Dichloroethene	0.17	U	0.17	1.0	µg/L	1	03/06/06 20:40	34330
trans-1,2-Dichloroethene	0.17	U	0.17	1.0	µg/L	1	03/06/06 20:40	34330
1,2-Dichloropropane	0.33	U	0.33	1.0	µg/L	1	03/06/06 20:40	34330
cis-1,3-Dichloropropene	0.23	U	0.23	0.50	µg/L	1	03/06/06 20:40	34330
trans-1,3-Dichloropropene	0.25	U	0.25	0.50	µg/L	1	03/06/06 20:40	34330
Ethylbenzene	0.20	U	0.20	1.0	µg/L	1	03/06/06 20:40	34330
2-Hexanone	0.28	U	0.28	10	µg/L	1	03/06/06 20:40	34330
Iodomethane	0.52	U	0.52	1.0	µg/L	1	03/06/06 20:40	34330
4-Methyl-2-pentanone	0.26	U	0.26	10	µg/L	1	03/06/06 20:40	34330
Methylene chloride	2.0	U	2.0	5.0	µg/L	1	03/06/06 20:40	34330
Styrene	0.12	U	0.12	1.0	µg/L	1	03/06/06 20:40	34330
1,1,1,2-Tetrachloroethane	0.24	U	0.24	1.0	µg/L	1	03/06/06 20:40	34330
1,1,2,2-Tetrachloroethane	0.44	U	0.44	0.50	µg/L	1	03/06/06 20:40	34330
Tetrachloroethene	0.17	U	0.17	1.0	µg/L	1	03/06/06 20:40	34330
Toluene	0.35	U	0.35	1.0	µg/L	1	03/06/06 20:40	34330
1,1,1-Trichloroethane	0.33	U	0.33	1.0	µg/L	1	03/06/06 20:40	34330
1,1,2-Trichloroethane	0.17	U	0.17	1.0	µg/L	1	03/06/06 20:40	34330
Trichloroethene	0.27	U	0.27	1.0	µg/L	1	03/06/06 20:40	34330
Trichlorofluoromethane	0.50	U	0.50	1.0	µg/L	1	03/06/06 20:40	34330
1,2,3-Trichloropropane	0.24	U	0.24	0.50	µg/L	1	03/06/06 20:40	34330
Vinyl acetate	0.46	U	0.46	2.0	µg/L	1	03/06/06 20:40	34330
Vinyl chloride	0.43	U	0.43	1.0	µg/L	1	03/06/06 20:40	34330
Xylenes, Total	0.32	U	0.32	1.0	µg/L	1	03/06/06 20:40	34330
Surr: 4-Bromofluorobenzene	96.2		0	83.5-110	%REC	1	03/06/06 20:40	34330
Surr: Dibromofluoromethane	104		0	86.3-115	%REC	1	03/06/06 20:40	34330
Surr: 1,2-Dichloroethane-d4	103		0	79-130	%REC	1	03/06/06 20:40	34330
Surr: Toluene-d8	103		0	85.3-114	%REC	1	03/06/06 20:40	34330

Data Qualifier Code Key:
I Analyte detected below quantitation limits
U Not Detected Above the MDL

PART III ANALYTICAL RESULTS

Facility GMS #: 4051C00030

Sampling Date/Time: 02/27/06/15:00

Test Site ID #: 4051A16509

Report Period: 2006 / Quarter I (year/quarter)

Well Name: 2MW-5

Well Purged (Y/N): YES

Classification of Groundwater: Surficial

Well Type: ( ) Background
( ) Intermediate
(XXX) Compliance
( ) Other

Groundwater Elevation (NGVD): Dry

or (MSL):

Storet Code	Parameter Monitored	Sampling Method	Field Filtered Y/N	Analysis Method	Analysis Date/Time	*Analysis Results/Units		Detection Limits/Units	
000929	Sodium	Well Wiz. Ded. Mon. System	No	SM 3111B		Dry	mg/L	0.10	mg/L
001045	Iron	"	"	SM 3111B		Dry	mg/L	0.02	mg/L
071900	Mercury	"	"	SM 3112B		Dry	mg/L	0.0005	mg/L
000400	pH-Field	"	"	SM 4500H+B		Dry	Std. Units	0.01	Std. Units
000010	Temperature (Field)	"	"	SM 2550B		Dry	°C	0	°C
000095	Specific Cond. (Field)	"	"	SM 2510B		Dry	µmhos/cm	0.0	µmhos/cm
000344	D.O. (Field)	"	"	SM 45000G		Dry	mg/L	0.0	mg/L
082079	Turbidity	"	"	SM 2130B		Dry	NTU	0.01	NTU
000940	Chloride	"	"	SM 4500Cl-B		Dry	mg/L	0.47	mg/L
070300	Total Dis. Solids	"	"	SM 2540C		Dry	mg/L	17.3	mg/L
000610	Ammonia	"	"	SM 4500NH_3H		Dry	mg/L	0.08	mg/L
000620	Nitrate	"	"	SM 4500$N0_3F$		Dry	mg/L	0.03	mg/L
072020	Water Level (MSL)	"	"			Dry	Feet		Feet

*Attach Laboratory Reports

mo/llfil24(7)

PASCO COUNTY, FLORIDA

ENVIRONMENTAL LABORATORY
8864 GOVERNMENT DRIVE
NEW PORT RICHEY, FL 34654
PHONE 727-847-8902

DHRS E44123
CONTACTS:
GLORIA KRUEGER
BILL WARGO

REPORT OF ANALYSES

Resource Recovery
Class I Landfill
Hays Road
Shady Hills, Fl
John Power

Date: 4/5/2006

SAMPLE NUMBER	AA64688	SAMPLE ID 4MW5 @ RESREC	SAMPLE MATRIX GW
DATE SAMPLED	2/27/2006		TIME SAMPLED 15:30
DATE RECEIVED	2/27/2006	SAMPLER CSC	RECEIVED BY ww
TIME RECEIVED	17:17	DELIVERED BY csc	SAMPLE TYPE Pumped

ANALYSIS	METHOD	ANALYSIS DATE	ANALYSIS TIME	BY	RESULT	QUAL.	UNIT	DET. LIMIT
Color by Observation	Observation	2/27/2006	15:30	CSC	CLEAR			
Conductivity Field	SM2510B	2/27/2006	15:30	CSC	537		umhos/cm	
Dissolved Oxygen Field	SM4500OG	2/27/2006	15:30	CSC	1.53		mg/L	0.00
pH Field	SM4500HB	2/27/2006	15:30	CSC	7.42		std units	
Temperature Field	SM2550B	2/27/2006	15:30	CSC	23.47		deg C	
Water Level		2/27/2006	15:30	CSC	27.88		Feet N.G.V	
Iron, Total, Flame	SM3111B	3/3/2006	10:20	TER	0.03		mg/L	0.01
Mercury, Total, CVAA	SM3112B	3/6/2006	10:00	TER	<0.0005	U	mg/L	).000[illegible]
Sodium, Total, Flame	SM3111B	3/3/2006	9:45	TER	23.5		mg/L	0.20
Ammonia	SM4500NH3	3/15/2006	8:00	IF	0.12		mg/L	0.04
Nitrate	SM4500NO	3/3/2006	13:00	CEM	1.43		mg/L	0.02

ANALYSIS COMMENTS:

All calulations are on wet weight basis

LABORATORY DIRECTOR Carolin E. Mulke

THIS DOCUMENT MEETS NELAC STANDARDS

NELAC Certification # E44123

PASCO COUNTY, FLORIDA

ENVIRONMENTAL LABORATORY
8864 GOVERNMENT DRIVE
NEW PORT RICHEY, FL 34654
PHONE 727-847-8902

DHRS E44123
CONTACTS:
GLORIA KRUEGER
BILL WARGO

REPORT OF ANALYSES

Resource Recovery
Class I Landfill
Hays Road
Shady Hills, Fl
John Power

Date: 4/5/2006

SAMPLE NUMBER	AA64688	SAMPLE ID 4MW5 @ RESREC	SAMPLE MATRIX GW
DATE SAMPLED	2/27/2006		TIME SAMPLED 15:30
DATE RECEIVED	2/27/2006	SAMPLER CSC	RECEIVED BY ww
TIME RECEIVED	17:17	DELIVERED BY csc	SAMPLE TYPE Pumped

ANALYSIS	METHOD	ANALYSIS DATE	ANALYSIS TIME	ANALYSIS BY	RESULT	QUAL.	UNIT	DET. LIMIT
Total Dissolved Solids	SM2540C	2/27/2006	17:00	AS	400		mg/L	26.3
Chloride	SM4500CLE	3/3/2006	8:30	CEM	46.4		mg/L	0.45
Turbidity	SM2130B	2/27/2006	17:25	CC	0.21		NTU's	

ANALYSIS COMMENTS:

All calulations are on wet weight basis

LABORATORY DIRECTOR Cynthia E. Thulke

THIS DOCUMENT MEETS NELAC STANDARDS

NELAC Certification # E44123

PART III ANALYTICAL RESULTS

Facility GMS #: 4051C00030

Sampling Date/Time: 02/27/06/15:30

Test Site ID #: 4051A16514

Report Period: 2006 / Quarter I (year/quarter)

Well Name: 4MW-5

Well Purged (Y/N): YES

Classification of Groundwater: Floridan

Well Type: ( ) Background
( ) Intermediate
(XXX) Compliance
( ) Other

Groundwater Elevation (NGVD): 27.88

or (MSL):

Storet Code	Parameter Monitored	Sampling Method	Field Filtered Y/N	Analysis Method	Analysis Date/Time	*Analysis Results/Units		Detection Limits/Units	
000929	Sodium	Well Wiz. Ded. Mon. System	No	SM 3111B	03/03/06 9:45	23.5	mg/L	0.10	mg/L
001045	Iron	"	"	SM 3111B	03/03/06 10:20	0.03	mg/L	0.02	mg/L
071900	Mercury	"	"	SM 3112B	03/06/06 10:00	<0.0005	mg/L	0.0005	mg/L
000400	pH-Field	"	"	SM 4500H+B	02/27/06 15:30	7.42	Std. Units	0.01	Std. Units
000010	Temperature (Field)	"	"	SM 2550B	02/27/06 15:30	23.47	°C	0	°C
000095	Specific Cond. (Field)	"	"	SM 2510B	02/27/06 15:30	537	µmhos/cm	0.0	µmhos/cm
000344	D.O. (Field)	"	"	SM 45000G	02/27/06 15:30	1.53	mg/L	0.0	mg/L
082079	Turbidity	"	"	SM 2130B	02/27/06 17:25	0.21	NTU	0.01	NTU
000940	Chloride	"	"	SM 4500Cl-B	03/03/06 8:30	46.4	mg/L	0.47	mg/L
070300	Total Dis. Solids	"	"	SM 2540C	02/27/06 17:00	400	mg/L	17.3	mg/L
000610	Ammonia	"	"	SM 4500NH_3H	03/15/06 8:00	0.12	mg/L	0.08	mg/L
000620	Nitrate	"	"	SM 4500$N0_3F$	03/03/06 13:00	1.43	mg/L	0.03	mg/L
072020	Water Level (MSL)	"	"		02/27/06 15:30	27.88	Feet		Feet

*Attach Laboratory Reports

mo/llfil24(8)

ELAB, Inc. 8 East Tower Cr., Ormond Beach, FL 32174-8759 **Date:** *17-Mar-06*

Analytical Report

CLIENT: Pasco County Environmental Laboratory
Lab Order: F06030117
Project: Resource Recovery
Lab ID: F06030117-001

Client Sample ID: 4MW5
Collection Date: 2/27/2006 3:30:00 PM
Sample Description:
Matrix: Groundwater

Analyses	Result	Qual	MDL	RL	Units	DF	Date Analyzed	Batch ID
ICP METALS		**SW6010**	PrepDate: **3/3/2006 10:28:00 A**				Analyst: **TPI**	
Arsenic	0.0028	U	0.0028	0.010	mg/L	1	03/04/06 01:07	34222
Barium	0.011		0.00023	0.010	mg/L	1	03/04/06 01:07	34222
Beryllium	0.000056	U	0.000056	0.0010	mg/L	1	03/04/06 01:07	34222
Cadmium	0.00034	U	0.00034	0.0010	mg/L	1	03/04/06 01:07	34222
Chromium	0.0014	I	0.00060	0.0050	mg/L	1	03/04/06 01:07	34222
Cobalt	0.0016	U	0.0016	0.010	mg/L	1	03/04/06 01:07	34222
Copper	0.00047	U	0.00047	0.0050	mg/L	1	03/04/06 01:07	34222
Lead	0.0022	U	0.0022	0.010	mg/L	1	03/04/06 01:07	34222
Nickel	0.0011	I	0.0010	0.0050	mg/L	1	03/04/06 01:07	34222
Selenium	0.0031	U	0.0031	0.015	mg/L	1	03/04/06 01:07	34222
Silver	0.00093	U	0.00093	0.0050	mg/L	1	03/04/06 01:07	34222
Vanadium	0.0024	I	0.00073	0.010	mg/L	1	03/04/06 01:07	34222
Zinc	0.0035	U	0.0035	0.020	mg/L	1	03/04/06 01:07	34222
ICP/MS METALS		**SW6020**	PrepDate: **3/3/2006 10:28:00 A**				Analyst: **JAS**	
Antimony	0.00040	U	0.00040	0.0010	mg/L	1	03/08/06 06:08	34222
Thallium	0.00012	U	0.00012	0.0010	mg/L	1	03/08/06 06:08	34222
8011: EDB AND DBCP		**SW8011**	PrepDate: **3/4/2006 9:45:00 AM**				Analyst: **BC**	
1,2-Dibromo-3-chloropropane	0.0055	U	0.0055	0.020	µg/L	1	03/07/06 03:36	34243
Ethylene Dibromide	0.0099	U	0.0099	0.010	µg/L	1	03/07/06 03:36	34243
Surr: 4-Bromofluorobenzene	80.3		0	60-140	%REC	1	03/07/06 03:36	34243
8260: VOLATILE ORGANIC COMPOUNDS		**SW8260**	PrepDate: **3/7/2006**				Analyst: **JN**	
Acetone	3.7	U	3.7	10	µg/L	1	03/07/06 16:22	34360
Acrylonitrile	2.2	U	2.2	10	µg/L	1	03/07/06 16:22	34360
Benzene	0.23	U	0.23	1.0	µg/L	1	03/07/06 16:22	34360
Bromochloromethane	0.21	U	0.21	1.0	µg/L	1	03/07/06 16:22	34360
Bromodichloromethane	0.26	U	0.26	0.60	µg/L	1	03/07/06 16:22	34360
Bromoform	0.28	U	0.28	1.0	µg/L	1	03/07/06 16:22	34360
Bromomethane	0.60	U	0.60	1.0	µg/L	1	03/07/06 16:22	34360
2-Butanone	1.8	U	1.8	10	µg/L	1	03/07/06 16:22	34360
Carbon disulfide	0.49	U	0.49	1.0	µg/L	1	03/07/06 16:22	34360
Carbon tetrachloride	0.29	U	0.29	1.0	µg/L	1	03/07/06 16:22	34360
Chlorobenzene	0.15	U	0.15	1.0	µg/L	1	03/07/06 16:22	34360
Chloroethane	0.51	U	0.51	1.0	µg/L	1	03/07/06 16:22	34360
Chloroform	0.23	U	0.23	1.0	µg/L	1	03/07/06 16:22	34360

Data Qualifier Code Key:
I Analyte detected below quantitation limits
U Not Detected Above the MDL
V Analyte detected in the associated Method Blank

ELAB, Inc. 8 East Tower Cr., Ormond Beach, FL 32174-8759 **Date:** *13-Mar-06*

Analytical Report

CLIENT: Pasco County Environmental Laboratory
Lab Order: F06030117
Project: Resource Recovery
Lab ID: F06030117-001

Client Sample ID: 4MW5
Collection Date: 2/27/2006 3:30:00 PM
Sample Description:
Matrix: Groundwater

Analyses	Result	Qual	MDL	RL	Units	DF	Date Analyzed	Batch ID
8260: VOLATILE ORGANIC COMPOUNDS		**SW8260**	PrepDate: **3/7/2006**				Analyst: **JN**	
Chloromethane	0.50	U	0.50	1.0	µg/L	1	03/07/06 16:22	34360
Dibromochloromethane	0.19	U	0.19	0.50	µg/L	1	03/07/06 16:22	34360
Dibromomethane	0.30	U	0.30	1.0	µg/L	1	03/07/06 16:22	34360
trans-1,4-Dichloro-2-butene	0.64	U	0.64	10	µg/L	1	03/07/06 16:22	34360
1,2-Dichlorobenzene	0.19	U	0.19	1.0	µg/L	1	03/07/06 16:22	34360
1,4-Dichlorobenzene	0.19	U	0.19	1.0	µg/L	1	03/07/06 16:22	34360
1,1-Dichloroethane	0.26	U	0.26	1.0	µg/L	1	03/07/06 16:22	34360
1,2-Dichloroethane	0.19	U	0.19	1.0	µg/L	1	03/07/06 16:22	34360
1,1-Dichloroethene	0.40	U	0.40	1.0	µg/L	1	03/07/06 16:22	34360
cis-1,2-Dichloroethene	0.17	U	0.17	1.0	µg/L	1	03/07/06 16:22	34360
trans-1,2-Dichloroethene	0.17	U	0.17	1.0	µg/L	1	03/07/06 16:22	34360
1,2-Dichloropropane	0.33	U	0.33	1.0	µg/L	1	03/07/06 16:22	34360
cis-1,3-Dichloropropene	0.23	U	0.23	0.50	µg/L	1	03/07/06 16:22	34360
trans-1,3-Dichloropropene	0.25	U	0.25	0.50	µg/L	1	03/07/06 16:22	34360
Ethylbenzene	0.20	U	0.20	1.0	µg/L	1	03/07/06 16:22	34360
2-Hexanone	0.28	U	0.28	10	µg/L	1	03/07/06 16:22	34360
Iodomethane	0.52	U	0.52	1.0	µg/L	1	03/07/06 16:22	34360
4-Methyl-2-pentanone	0.26	U	0.26	10	µg/L	1	03/07/06 16:22	34360
Methylene chloride	2.0	U	2.0	5.0	µg/L	1	03/07/06 16:22	34360
Styrene	0.12	U	0.12	1.0	µg/L	1	03/07/06 16:22	34360
1,1,1,2-Tetrachloroethane	0.24	U	0.24	1.0	µg/L	1	03/07/06 16:22	34360
1,1,2,2-Tetrachloroethane	0.44	U	0.44	0.50	µg/L	1	03/07/06 16:22	34360
Tetrachloroethene	0.17	U	0.17	1.0	µg/L	1	03/07/06 16:22	34360
Toluene	0.35	U	0.35	1.0	µg/L	1	03/07/06 16:22	34360
1,1,1-Trichloroethane	0.33	U	0.33	1.0	µg/L	1	03/07/06 16:22	34360
1,1,2-Trichloroethane	0.17	U	0.17	1.0	µg/L	1	03/07/06 16:22	34360
Trichloroethene	0.27	U	0.27	1.0	µg/L	1	03/07/06 16:22	34360
Trichlorofluoromethane	0.50	U	0.50	1.0	µg/L	1	03/07/06 16:22	34360
1,2,3-Trichloropropane	0.24	U	0.24	0.50	µg/L	1	03/07/06 16:22	34360
Vinyl acetate	0.46	U	0.46	2.0	µg/L	1	03/07/06 16:22	34360
Vinyl chloride	0.43	U	0.43	1.0	µg/L	1	03/07/06 16:22	34360
Xylenes, Total	0.32	U	0.32	1.0	µg/L	1	03/07/06 16:22	34360
Surr: 4-Bromofluorobenzene	92.2		0	83.5-110	%REC	1	03/07/06 16:22	34360
Surr: Dibromofluoromethane	98.3		0	86.3-115	%REC	1	03/07/06 16:22	34360
Surr: 1,2-Dichloroethane-d4	99.2		0	79-130	%REC	1	03/07/06 16:22	34360
Surr: Toluene-d8	93.8		0	85.3-114	%REC	1	03/07/06 16:22	34360

Data Qualifier Code Key:
I Analyte detected below quantitation limits
V Analyte detected in the associated Method Blank
U Not Detected Above the MDL

PART III ANALYTICAL RESULTS

Facility GMS #: 4051C00030

Sampling Date/Time: 02/27/06/10:45

Test Site ID #: 4051A16510

Report Period: 2006 / Quarter I (year/quarter)

Well Name: 2MW-6

Well Purged (Y/N): YES

Classification of Groundwater: Surficial

Well Type: ( ) Background
( ) Intermediate
(XXX) Compliance
( ) Other

Groundwater Elevation (NGVD): Dry

or (MSL):

Storet Code	Parameter Monitored	Sampling Method	Field Filtered Y/N	Analysis Method	Analysis Date/Time	*Analysis Results/Units		Detection Limits/Units	
000929	Sodium	Well Wiz. Ded. Mon. System	No	SM 3111B		Dry	mg/L	0.10	mg/L
001045	Iron	"	"	SM 3111B		Dry	mg/L	0.02	mg/L
071900	Mercury	"	"	SM 3112B		Dry	mg/L	0.0005	mg/L
000400	pH-Field	"	"	SM 4500H+B		Dry	Std. Units	0.01	Std. Units
000010	Temperature (Field)	"	"	SM 2550B		Dry	°C	0	°C
000095	Specific Cond. (Field)	"	"	SM 2510B		Dry	µmhos/cm	0.0	µmhos/cm
000344	D.O. (Field)	"	"	SM 45000G		Dry	mg/L	0.0	mg/L
082079	Turbidity	"	"	SM 2130B		Dry	NTU	0.01	NTU
000940	Chloride	"	"	SM 4500Cl-B		Dry	mg/L	0.47	mg/L
070300	Total Dis. Solids	"	"	SM 2540C		Dry	mg/L	17.3	mg/L
000610	Ammonia	"	"	SM 4500NH_3H		Dry	mg/L	0.08	mg/L
000620	Nitrate	"	"	SM 4500$N0_3F$		Dry	mg/L	0.03	mg/L
072020	Water Level (MSL)	"	"			Dry	Feet		Feet

*Attach Laboratory Reports

mo/llfil24(9)

PASCO COUNTY, FLORIDA

ENVIRONMENTAL LABORATORY
8864 GOVERNMENT DRIVE
NEW PORT RICHEY, FL 34654
PHONE 727-847-8902

DHRS E44123
CONTACTS:
GLORIA KRUEGER
BILL WARGO

REPORT OF ANALYSES

Resource Recovery
Class I Landfill
Hays Road
Shady Hills, Fl
John Power

Date: 4/5/2006

SAMPLE NUMBER	AA64690	SAMPLE ID 4MW6 @ RESREC	SAMPLE MATRIX GW
DATE SAMPLED	2/27/2006		TIME SAMPLED 14:15
DATE RECEIVED	2/27/2006	SAMPLER CSC	RECEIVED BY ww
TIME RECEIVED	17:17	DELIVERED BY csc	SAMPLE TYPE Pumped

ANALYSIS	METHOD	DATE	ANALYSIS TIME	BY	RESULT	QUAL.	UNIT	DET. LIMIT
Color by Observation	Observation	2/27/2006	14:15	CSC	CLEAR			
Conductivity Field	SM2510B	2/27/2006	14:15	CSC	141		umhos/cm	
Dissolved Oxygen Field	SM4500OG	2/27/2006	14:15	CSC	4.80		mg/L	0.00
pH Field	SM4500HB	2/27/2006	14:15	CSC	8.74		std units	
Temperature Field	SM2550B	2/27/2006	14:15	CSC	24.76		deg C	
Water Level		2/27/2006	14:15	CSC	31.37		Feet N.G.V	
Iron, Total, Flame	SM3111B	3/3/2006	10:20	TER	0.03		mg/L	0.01
Mercury, Total, CVAA	SM3112B	3/6/2006	10:00	TER	<0.0005	U	mg/L	).000
Sodium, Total, Flame	SM3111B	3/3/2006	9:45	TER	3.81		mg/L	0.20
Ammonia	SM4500NH3	3/15/2006	8:00	IF	0.14		mg/L	0.04
Nitrate	SM4500NO	3/3/2006	13:00	CEM	2.37		mg/L	0.02

ANALYSIS COMMENTS:

All calulations are on wet weight basis

LABORATORY DIRECTOR Carolin E. Mulhe

THIS DOCUMENT MEETS NELAC STANDARDS

NELAC Certification # E44123

PASCO COUNTY, FLORIDA

ENVIRONMENTAL LABORATORY
8864 GOVERNMENT DRIVE
NEW PORT RICHEY, FL 34654
PHONE 727-847-8902

DHRS E44123
CONTACTS:
GLORIA KRUEGER
BILL WARGO

REPORT OF ANALYSES

Resource Recovery
Class I Landfill
Hays Road
Shady Hills, Fl
John Power

Date: 4/5/2006

SAMPLE NUMBER	AA64690	SAMPLE ID 4MW6 @ RESREC	SAMPLE MATRIX GW
DATE SAMPLED	2/27/2006		TIME SAMPLED 14:15
DATE RECEIVED	2/27/2006	SAMPLER CSC	RECEIVED BY ww
TIME RECEIVED	17:17	DELIVERED BY csc	SAMPLE TYPE Pumped

ANALYSIS	METHOD	ANALYSIS DATE	ANALYSIS TIME	BY	RESULT	QUAL.	UNIT	DET. LIMIT
Total Dissolved Solids	SM2540C	2/27/2006	17:20	AS	98		mg/L	26.3
Chloride	SM4500CLE	3/3/2006	8:30	CEM	5.69		mg/L	0.45
Turbidity	SM2130B	2/27/2006	17:25	CC	0.17		NTU's	

ANALYSIS COMMENTS:

All calulations are on wet weight basis

LABORATORY DIRECTOR Sandra E. Mulhern

THIS DOCUMENT MEETS NELAC STANDARDS

NELAC Certification # E44123

PART III ANALYTICAL RESULTS

Facility GMS #: 4051C00030

Sampling Date/Time: 02/27/06/14:15

Test Site ID #: 4051A16515

Report Period: 2006 / Quarter I (year/quarter)

Well Name: 4MW-6

Well Purged (Y/N): YES

Classification of Groundwater: Floridan

Well Type: ( ) Background ( ) Intermediate (XXX) Compliance ( ) Other

Groundwater Elevation (NGVD): 31.37

or (MSL):

Storet Code	Parameter Monitored	Sampling Method	Field Filtered Y/N	Analysis Method	Analysis Date/Time	*Analysis Results/Units		Detection Limits/Units	
000929	Sodium	Well Wiz. Ded. Mon. System	No	SM 3111B	03/03/06 9:45	3.81	mg/L	0.10	mg/L
001045	Iron	"	"	SM 3111B	03/03/06 10:20	0.03	mg/L	0.02	mg/L
071900	Mercury	"	"	SM 3112B	03/06/06 10:00	<0.0005	mg/L	0.0005	mg/L
000400	pH-Field	"	"	SM 4500H+B	02/27/06 14:15	8.74	Std. Units	0.01	Std. Units
000010	Temperature (Field)	"	"	SM 2550B	02/27/06 14:15	24.76	°C	0	°C
000095	Specific Cond. (Field)	"	"	SM 2510B	02/27/06 14:15	141	µmhos/cm	0.0	µmhos/cm
000344	D.O. (Field)	"	"	SM 45000G	02/27/06 14:15	4.80	mg/L	0.0	mg/L
082079	Turbidity	"	"	SM 2130B	02/27/06 17:25	0.17	NTU	0.01	NTU
000940	Chloride	"	"	SM 4500Cl-B	03/03/06 8:30	5.69	mg/L	0.47	mg/L
070300	Total Dis. Solids	"	"	SM 2540C	02/02/06 17:20	98	mg/L	17.3	mg/L
000610	Ammonia	"	"	SM 4500NH_3H	03/15/06 8:00	0.14	mg/L	0.08	mg/L
000620	Nitrate	"	"	SM 4500$N0_3F$	03/03/06 13:00	2.37	mg/L	0.03	mg/L
072020	Water Level (MSL)	"	"		02/27/06 14:15	31.37	Feet		Feet

*Attach Laboratory Reports

mo/llfil24(10)

ELAB, Inc. 8 East Tower Cr., Ormond Beach, FL 32174-8759 **Date:** *17-Mar-06*

Analytical Report

CLIENT: Pasco County Environmental Laboratory
Lab Order: F06030117
Project: Resource Recovery
Lab ID: F06030117-002

Client Sample ID: 4MW6
Collection Date: 2/27/2006 2:15:00 PM
Sample Description:
Matrix: Groundwater

Analyses	Result	Qual	MDL	RL	Units	DF	Date Analyzed	Batch ID
ICP METALS		**SW6010**	PrepDate: **3/3/2006 10:28:00 A**				Analyst: **TPI**	
Arsenic	0.0028	U	0.0028	0.010	mg/L	1	03/04/06 01:19	34222
Barium	0.0054	I	0.00023	0.010	mg/L	1	03/04/06 01:19	34222
Beryllium	0.000056	U	0.000056	0.0010	mg/L	1	03/04/06 01:19	34222
Cadmium	0.00034	U	0.00034	0.0010	mg/L	1	03/04/06 01:19	34222
Chromium	0.0013	I	0.00060	0.0050	mg/L	1	03/04/06 01:19	34222
Cobalt	0.0016	U	0.0016	0.010	mg/L	1	03/04/06 01:19	34222
Copper	0.00047	U	0.00047	0.0050	mg/L	1	03/04/06 01:19	34222
Lead	0.0022	U	0.0022	0.010	mg/L	1	03/04/06 01:19	34222
Nickel	0.0010	U	0.0010	0.0050	mg/L	1	03/04/06 01:19	34222
Selenium	0.0031	U	0.0031	0.015	mg/L	1	03/04/06 01:19	34222
Silver	0.0011	I	0.00093	0.0050	mg/L	1	03/04/06 01:19	34222
Vanadium	0.0040	I	0.00073	0.010	mg/L	1	03/04/06 01:19	34222
Zinc	0.0035	U	0.0035	0.020	mg/L	1	03/04/06 01:19	34222
ICP/MS METALS		**SW6020**	PrepDate: **3/3/2006 10:28:00 A**				Analyst: **JAS**	
Antimony	0.00040	U	0.00040	0.0010	mg/L	1	03/08/06 06:31	34222
Thallium	0.00014	IV	0.00012	0.0010	mg/L	1	03/08/06 06:31	34222
8011: EDB AND DBCP		**SW8011**	PrepDate: **3/4/2006 9:45:00 AM**				Analyst: **BC**	
1,2-Dibromo-3-chloropropane	0.0055	U	0.0055	0.020	µg/L	1	03/07/06 03:58	34243
Ethylene Dibromide	0.0099	U	0.0099	0.010	µg/L	1	03/07/06 03:58	34243
Surr: 4-Bromofluorobenzene	86.2		0	60-140	%REC	1	03/07/06 03:58	34243
8260: VOLATILE ORGANIC COMPOUNDS		**SW8260**	PrepDate: **3/7/2006**				Analyst: **JN**	
Acetone	3.7	U	3.7	10	µg/L	1	03/07/06 16:52	34360
Acrylonitrile	2.2	U	2.2	10	µg/L	1	03/07/06 16:52	34360
Benzene	0.23	U	0.23	1.0	µg/L	1	03/07/06 16:52	34360
Bromochloromethane	0.21	U	0.21	1.0	µg/L	1	03/07/06 16:52	34360
Bromodichloromethane	0.26	U	0.26	0.60	µg/L	1	03/07/06 16:52	34360
Bromoform	0.28	U	0.28	1.0	µg/L	1	03/07/06 16:52	34360
Bromomethane	0.60	U	0.60	1.0	µg/L	1	03/07/06 16:52	34360
2-Butanone	1.8	U	1.8	10	µg/L	1	03/07/06 16:52	34360
Carbon disulfide	0.49	U	0.49	1.0	µg/L	1	03/07/06 16:52	34360
Carbon tetrachloride	0.29	U	0.29	1.0	µg/L	1	03/07/06 16:52	34360
Chlorobenzene	0.15	U	0.15	1.0	µg/L	1	03/07/06 16:52	34360
Chloroethane	0.51	U	0.51	1.0	µg/L	1	03/07/06 16:52	34360
Chloroform	0.23	U	0.23	1.0	µg/L	1	03/07/06 16:52	34360

Data Qualifier Code Key:
I Analyte detected below quantitation limits
U Not Detected Above the MDL
V Analyte detected in the associated Method Blank

ELAB, Inc. 8 East Tower Cr., Ormond Beach, FL 32174-8759 **Date:** *13-Mar-06*

Analytical Report

CLIENT: Pasco County Environmental Laboratory
Lab Order: F06030117
Project: Resource Recovery
Lab ID: F06030117-002

Client Sample ID: 4MW6
Collection Date: 2/27/2006 2:15:00 PM
Sample Description:
Matrix: Groundwater

Analyses	Result	Qual	MDL	RL	Units	DF	Date Analyzed	Batch ID
8260: VOLATILE ORGANIC COMPOUNDS		**SW8260**	PrepDate: **3/7/2006**				Analyst: **JN**	
Chloromethane	0.50	U	0.50	1.0	µg/L	1	03/07/06 16:52	34360
Dibromochloromethane	0.19	U	0.19	0.50	µg/L	1	03/07/06 16:52	34360
Dibromomethane	0.30	U	0.30	1.0	µg/L	1	03/07/06 16:52	34360
trans-1,4-Dichloro-2-butene	0.64	U	0.64	10	µg/L	1	03/07/06 16:52	34360
1,2-Dichlorobenzene	0.19	U	0.19	1.0	µg/L	1	03/07/06 16:52	34360
1,4-Dichlorobenzene	0.19	U	0.19	1.0	µg/L	1	03/07/06 16:52	34360
1,1-Dichloroethane	0.26	U	0.26	1.0	µg/L	1	03/07/06 16:52	34360
1,2-Dichloroethane	0.19	U	0.19	1.0	µg/L	1	03/07/06 16:52	34360
1,1-Dichloroethene	0.40	U	0.40	1.0	µg/L	1	03/07/06 16:52	34360
cis-1,2-Dichloroethene	0.17	U	0.17	1.0	µg/L	1	03/07/06 16:52	34360
trans-1,2-Dichloroethene	0.17	U	0.17	1.0	µg/L	1	03/07/06 16:52	34360
1,2-Dichloropropane	0.33	U	0.33	1.0	µg/L	1	03/07/06 16:52	34360
cis-1,3-Dichloropropene	0.23	U	0.23	0.50	µg/L	1	03/07/06 16:52	34360
trans-1,3-Dichloropropene	0.25	U	0.25	0.50	µg/L	1	03/07/06 16:52	34360
Ethylbenzene	0.20	U	0.20	1.0	µg/L	1	03/07/06 16:52	34360
2-Hexanone	0.28	U	0.28	10	µg/L	1	03/07/06 16:52	34360
Iodomethane	0.52	U	0.52	1.0	µg/L	1	03/07/06 16:52	34360
4-Methyl-2-pentanone	0.26	U	0.26	10	µg/L	1	03/07/06 16:52	34360
Methylene chloride	2.0	U	2.0	5.0	µg/L	1	03/07/06 16:52	34360
Styrene	0.12	U	0.12	1.0	µg/L	1	03/07/06 16:52	34360
~~1,1,1,2-Tetrachloroethane~~	0.24	U	0.24	1.0	µg/L	1	03/07/06 16:52	34360
1,1,2,2-Tetrachloroethane	0.44	U	0.44	2 0.50	µg/L	1	03/07/06 16:52	34360
Tetrachloroethene	0.17	U	0.17	1.0	µg/L	1	03/07/06 16:52	34360
Toluene	0.35	U	0.35	1.0	µg/L	1	03/07/06 16:52	34360
1,1,1-Trichloroethane	0.33	U	0.33	1.0	µg/L	1	03/07/06 16:52	34360
1,1,2-Trichloroethane	0.17	U	0.17	1.0	µg/L	1	03/07/06 16:52	34360
Trichloroethene	0.27	U	0.27	1.0	µg/L	1	03/07/06 16:52	34360
Trichlorofluoromethane	0.50	U	0.50	1.0	µg/L	1	03/07/06 16:52	34360
1,2,3-Trichloropropane	0.24	U	0.24 .02	0.50	µg/L	1	03/07/06 16:52	34360
Vinyl acetate	0.46	U	0.46	2.0	µg/L	1	03/07/06 16:52	34360
Vinyl chloride	0.43	U	0.43	1.0	µg/L	1	03/07/06 16:52	34360
Xylenes, Total	0.32	U	0.32	1.0	µg/L	1	03/07/06 16:52	34360
Surr: 4-Bromofluorobenzene	94.1		0	83.5-110	%REC	1	03/07/06 16:52	34360
Surr: Dibromofluoromethane	97.3		0	86.3-115	%REC	1	03/07/06 16:52	34360
Surr: 1,2-Dichloroethane-d4	97.0		0	79-130	%REC	1	03/07/06 16:52	34360
Surr: Toluene-d8	94.6		0	85.3-114	%REC	1	03/07/06 16:52	34360

Data Qualifier Code Key:
I Analyte detected below quantitation limits
V Analyte detected in the associated Method Blank
U Not Detected Above the MDL

PASCO COUNTY, FLORIDA

ENVIRONMENTAL LABORATORY
8864 GOVERNMENT DRIVE
NEW PORT RICHEY, FL 34654
PHONE 727-847-8902

DHRS E44123
CONTACTS:
GLORIA KRUEGER
BILL WARGO

REPORT OF ANALYSES

Resource Recovery
Class I Landfill
Hays Road
Shady Hills, Fl
John Power

Date: 4/5/2006

SAMPLE NUMBER	AA64577	SAMPLE ID 4MW11D @ RESREC	SAMPLE MATRIX GW
DATE SAMPLED	2/23/2006		TIME SAMPLED 11:05
DATE RECEIVED	2/23/2006	SAMPLER AA	RECEIVED BY WW
TIME RECEIVED	16:45	DELIVERED BY AA	SAMPLE TYPE Pumped

ANALYSIS	METHOD	DATE	ANALYSIS TIME	BY	RESULT	QUAL.	UNIT	DET. LIMIT
Color by Observation	Observation	2/23/2006	11:05	AA	CLEAR			
Conductivity Field	SM2510B	2/23/2006	11:05	AA	268		umhos/cm	
Dissolved Oxygen Field	SM4500OG	2/23/2006	11:05	AA	1.59		mg/L	0.00
pH Field	SM4500HB	2/23/2006	11:05	AA	7.24		std units	
Temperature Field	SM2550B	2/23/2006	11:05	AA	24.48		deg C	
Water Level		2/23/2006	11:05	AA	30.74		Feet N.G.V	
Iron, Total, Flame	SM3111B	3/3/2006	10:20	TER	0.04		mg/L	0.01
Mercury, Total, CVAA	SM3112B	3/6/2006	10:00	TER	<0.0005	U	mg/L	).000ᵢ
Sodium, Total, Flame	SM3111B	3/3/2006	9:45	TER	4.24		mg/L	0.20
Ammonia	SM4500NH3	3/15/2006	8:00	IF	0.09		mg/L	0.04
Nitrate	SM4500NO	3/3/2006	13:00	CEM	0.41		mg/L	0.02

ANALYSIS COMMENTS:

All calulations are on wet weight basis

LABORATORY DIRECTOR Carolina E. Muller

THIS DOCUMENT MEETS NELAC STANDARDS

NELAC Certification # E44123

PASCO COUNTY, FLORIDA

ENVIRONMENTAL LABORATORY
8864 GOVERNMENT DRIVE
NEW PORT RICHEY, FL 34654
PHONE 727-847-8902

DHRS E44123
CONTACTS:
GLORIA KRUEGER
BILL WARGO

REPORT OF ANALYSES

Resource Recovery
Class I Landfill
Hays Road
Shady Hills, Fl
John Power

Date: 4/5/2006

SAMPLE NUMBER	AA64577	SAMPLE ID 4MW11D @ RESREC	SAMPLE MATRIX GW
DATE SAMPLED	2/23/2006		TIME SAMPLED 11:05
DATE RECEIVED	2/23/2006	SAMPLER AA	RECEIVED BY WW
TIME RECEIVED	16:45	DELIVERED BY AA	SAMPLE TYPE Pumped

ANALYSIS	METHOD	DATE	ANALYSIS TIME	BY	RESULT	QUAL.	UNIT	DET. LIMIT
Total Dissolved Solids	SM2540C	2/27/2006	17:00	AS	158		mg/L	26.3
Chloride	SM4500CLE	3/3/2006	8:30	CEM	6.95		mg/L	0.45
Turbidity	SM2130B	2/23/2006	16:20	AA	6.90		NTU's	

ANALYSIS COMMENTS:

All calulations are on wet weight basis

LABORATORY DIRECTOR Sandra E. Thulke

THIS DOCUMENT MEETS NELAC STANDARDS

NELAC Certification # E44123

PART III ANALYTICAL RESULTS

Facility GMS #: 4051C00030

Sampling Date/Time: 02/23/06/11:05

Test Site ID #:

Report Period: 2006 / Semester I (year/quarter)

Well Name: 4MW-11D

Well Purged (Y/N): YES

Classification of Groundwater: Floridan

Well Type: ( ) Background ( ) Intermediate ( ) Compliance ( ) Other

Groundwater Elevation (NGVD): 30.74

or (MSL):

Storet Code	Parameter Monitored	Sampling Method	Field Filtered Y/N	Analysis Method	Analysis Date/Time	*Analysis Results/Units		Detection Limits/Units	
000929	Sodium	Well Wiz. Ded. Mon. System	No	SM 3111B	03/03/06 9:45	4.24	mg/L	0.10	mg/L
001045	Iron	"	"	SM 3111B	03/03/06 10:20	0.04	mg/L	0.02	mg/L
071900	Mercury	"	"	SM 3112B	03/06/06 10:00	<0.0005	mg/L	0.0005	mg/L
000400	pH-Field	"	"	SM 4500H+B	02/23/06 11:05	7.24	Std. Units	0.01	Std. Units
000010	Temperature (Field)	"	"	SM 2550B	02/23/06 11:05	24.48	°C	0	°C
000095	Specific Cond. (Field)	"	"	SM 2510B	02/23/06 11:05	268	µmhos/cm	0.0	µmhos/cm
000344	D.O. (Field)	"	"	SM 45000G	02/23/06 11:05	1.59	mg/L	0.0	mg/L
082079	Turbidity	"	"	SM 2130B	02/23/06 16:20	6.90	NTU	0.01	NTU
000940	Chloride	"	"	SM 4500Cl-B	03/03/06 8:30	6.95	mg/L	0.47	mg/L
070300	Total Dis. Solids	"	"	SM 2540C	02/27/06 17:00	158	mg/L	17.3	mg/L
000610	Ammonia	"	"	SM 4500NH_3H	03/15/06 8:00	0.09	mg/L	0.08	mg/L
000620	Nitrate	"	"	SM 4500$N0_3$F	03/03/06 13:00	0.41	mg/L	0.03	mg/L
072020	Water Level (MSL)	"	"		02/23/06 11:05	30.74	Feet		Feet
900216	Color	"	"	SM 2120B	02/23/06 11:05	Clear	PCU	0.0	PCU

*Attach Laboratory Reports

mo/mlfil050418(2)

ELAB, Inc. 8 East Tower Cr., Ormond Beach, FL 32174-8759 **Date:** *13-Mar-06*

Analytical Report

CLIENT: Pasco County Environmental Laboratory
Lab Order: F06030112
Project: Resource Recovery
Lab ID: F06030112-001

Client Sample ID: 4MW11
Collection Date: 2/23/2006 11:05:00 AM
Sample Description:
Matrix: Groundwater

Analyses	Result	Qual	MDL	RL	Units	DF	Date Analyzed	Batch ID
ICP METALS		**SW6010**	PrepDate: **3/3/2006 10:28:00 A**				Analyst: **TPI**	
Arsenic	0.0028	U	0.0028	0.010	mg/L	1	03/04/06 00:17	34222
Barium	0.0059	I	0.00023	0.010	mg/L	1	03/04/06 00:17	34222
Beryllium	0.000056	U	0.000056	0.0010	mg/L	1	03/04/06 00:17	34222
Cadmium	0.00034	U	0.00034	0.0010	mg/L	1	03/04/06 00:17	34222
Chromium	0.00089	I	0.00060	0.0050	mg/L	1	03/04/06 00:17	34222
Cobalt	0.0016	U	0.0016	0.010	mg/L	1	03/04/06 00:17	34222
Copper	0.00047	U	0.00047	0.0050	mg/L	1	03/04/06 00:17	34222
Lead	0.0022	U	0.0022	0.010	mg/L	1	03/04/06 00:17	34222
Nickel	0.0010	U	0.0010	0.0050	mg/L	1	03/04/06 00:17	34222
Selenium	0.0031	U	0.0031	0.015	mg/L	1	03/04/06 00:17	34222
Silver	0.00093	U	0.00093	0.0050	mg/L	1	03/04/06 00:17	34222
Vanadium	0.0012	I	0.00073	0.010	mg/L	1	03/04/06 00:17	34222
Zinc	0.0035	U	0.0035	0.020	mg/L	1	03/04/06 00:17	34222
ICP/MS METALS		**SW6020**	PrepDate: **3/3/2006 10:28:00 A**				Analyst: **JAS**	
Antimony	0.00040	U	0.00040	0.0010	mg/L	1	03/08/06 05:31	34222
Thallium	0.00012	U	0.00012	0.0010	mg/L	1	03/08/06 05:31	34222
8011: EDB AND DBCP		**SW8011**	PrepDate: **3/4/2006 9:45:00 AM**				Analyst: **BC**	
1,2-Dibromo-3-chloropropane	0.0055	U	0.0055	0.020	µg/L	1	03/06/06 22:34	34241
Ethylene Dibromide	0.0099	U	0.0099	0.010	µg/L	1	03/06/06 22:34	34241
Surr: 4-Bromofluorobenzene	98.4		0	60-140	%REC	1	03/06/06 22:34	34241
8260: VOLATILE ORGANIC COMPOUNDS		**SW8260**	PrepDate: **3/7/2006**				Analyst: **JN**	
Acetone	3.7	U	3.7	10	µg/L	1	03/07/06 21:21	34355
Acrylonitrile	2.2	U	2.2	10	µg/L	1	03/07/06 21:21	34355
Benzene	0.23	U	0.23	1.0	µg/L	1	03/07/06 21:21	34355
Bromochloromethane	0.21	U	0.21	1.0	µg/L	1	03/07/06 21:21	34355
Bromodichloromethane	0.26	U	0.26	0.60	µg/L	1	03/07/06 21:21	34355
Bromoform	0.28	U	0.28	1.0	µg/L	1	03/07/06 21:21	34355
Bromomethane	0.60	U	0.60	1.0	µg/L	1	03/07/06 21:21	34355
2-Butanone	1.8	U	1.8	10	µg/L	1	03/07/06 21:21	34355
Carbon disulfide	0.49	U	0.49	1.0	µg/L	1	03/07/06 21:21	34355
Carbon tetrachloride	0.29	U	0.29	1.0	µg/L	1	03/07/06 21:21	34355
Chlorobenzene	0.15	U	0.15	1.0	µg/L	1	03/07/06 21:21	34355
Chloroethane	0.51	U	0.51	1.0	µg/L	1	03/07/06 21:21	34355
Chloroform	0.23	U	0.23	1.0	µg/L	1	03/07/06 21:21	34355

Data Qualifier Code Key:
I Analyte detected below quantitation limits
U Not Detected Above the MDL

ELAB, Inc. 8 East Tower Cr., Ormond Beach, FL 32174-8759 **Date:** *13-Mar-06*

Analytical Report

CLIENT: Pasco County Environmental Laboratory
Lab Order: F06030112
Project: Resource Recovery
Lab ID: F06030112-001

Client Sample ID: 4MW11
Collection Date: 2/23/2006 11:05:00 AM
Sample Description:
Matrix: Groundwater

Analyses	Result	Qual	MDL	RL	Units	DF	Date Analyzed	Batch ID
8260: VOLATILE ORGANIC COMPOUNDS		**SW8260**	PrepDate: **3/7/2006**				Analyst: **JN**	
Chloromethane	0.50	U	0.50	1.0	µg/L	1	03/07/06 21:21	34355
Dibromochloromethane	0.19	U	0.19	0.50	µg/L	1	03/07/06 21:21	34355
Dibromomethane	0.30	U	0.30	1.0	µg/L	1	03/07/06 21:21	34355
trans-1,4-Dichloro-2-butene	0.64	U	0.64	10	µg/L	1	03/07/06 21:21	34355
1,2-Dichlorobenzene	0.19	U	0.19	1.0	µg/L	1	03/07/06 21:21	34355
1,4-Dichlorobenzene	0.19	U	0.19	1.0	µg/L	1	03/07/06 21:21	34355
1,1-Dichloroethane	0.26	U	0.26	1.0	µg/L	1	03/07/06 21:21	34355
1,2-Dichloroethane	0.19	U	0.19	1.0	µg/L	1	03/07/06 21:21	34355
1,1-Dichloroethene	0.40	U	0.40	1.0	µg/L	1	03/07/06 21:21	34355
cis-1,2-Dichloroethene	0.17	U	0.17	1.0	µg/L	1	03/07/06 21:21	34355
trans-1,2-Dichloroethene	0.17	U	0.17	1.0	µg/L	1	03/07/06 21:21	34355
1,2-Dichloropropane	0.33	U	0.33	1.0	µg/L	1	03/07/06 21:21	34355
cis-1,3-Dichloropropene	0.23	U	0.23	0.50	µg/L	1	03/07/06 21:21	34355
trans-1,3-Dichloropropene	0.25	U	0.25	0.50	µg/L	1	03/07/06 21:21	34355
Ethylbenzene	0.20	U	0.20	1.0	µg/L	1	03/07/06 21:21	34355
2-Hexanone	0.28	U	0.28	10	µg/L	1	03/07/06 21:21	34355
Iodomethane	0.52	U	0.52	1.0	µg/L	1	03/07/06 21:21	34355
4-Methyl-2-pentanone	0.26	U	0.26	10	µg/L	1	03/07/06 21:21	34355
Methylene chloride	2.0	U	2.0	5.0	µg/L	1	03/07/06 21:21	34355
Styrene	0.12	U	0.12	1.0	µg/L	1	03/07/06 21:21	34355
1,1,1,2-Tetrachloroethane	0.24	U	0.24	1.0	µg/L	1	03/07/06 21:21	34355
1,1,2,2-Tetrachloroethane	0.44	U	0.44	0.50	µg/L	1	03/07/06 21:21	34355
Tetrachloroethene	0.17	U	0.17	1.0	µg/L	1	03/07/06 21:21	34355
Toluene	0.35	U	0.35	1.0	µg/L	1	03/07/06 21:21	34355
1,1,1-Trichloroethane	0.33	U	0.33	1.0	µg/L	1	03/07/06 21:21	34355
1,1,2-Trichloroethane	0.17	U	0.17	1.0	µg/L	1	03/07/06 21:21	34355
Trichloroethene	0.27	U	0.27	1.0	µg/L	1	03/07/06 21:21	34355
Trichlorofluoromethane	0.50	U	0.50	1.0	µg/L	1	03/07/06 21:21	34355
1,2,3-Trichloropropane	0.24	U	0.24	0.50	µg/L	1	03/07/06 21:21	34355
Vinyl acetate	0.46	U	0.46	2.0	µg/L	1	03/07/06 21:21	34355
Vinyl chloride	0.43	U	0.43	1.0	µg/L	1	03/07/06 21:21	34355
Xylenes, Total	0.32	U	0.32	1.0	µg/L	1	03/07/06 21:21	34355
Surr: 4-Bromofluorobenzene	83.9		0	83.5-110	%REC	1	03/07/06 21:21	34355
Surr: Dibromofluoromethane	102		0	86.3-115	%REC	1	03/07/06 21:21	34355
Surr: 1,2-Dichloroethane-d4	96.6		0	79-130	%REC	1	03/07/06 21:21	34355
Surr: Toluene-d8	95.2		0	85.3-114	%REC	1	03/07/06 21:21	34355

Data Qualifier Code Key:
I Analyte detected below quantitation limits
U Not Detected Above the MDL

PASCO COUNTY, FLORIDA

ENVIRONMENTAL LABORATORY
8864 GOVERNMENT DRIVE
NEW PORT RICHEY, FL 34654
PHONE 727-847-8902

DHRS E44123
CONTACTS:
GLORIA KRUEGER
BILL WARGO

REPORT OF ANALYSES

Resource Recovery
Class I Landfill
Hays Road
Shady Hills, Fl
John Power

Date: 4/5/2006

SAMPLE NUMBER	AA64578	SAMPLE ID 4MW12D @ RESREC	SAMPLE MATRIX GW
DATE SAMPLED	2/23/2006		TIME SAMPLED 14:35
DATE RECEIVED	2/23/2006	SAMPLER AA	RECEIVED BY WW
TIME RECEIVED	16:45	DELIVERED BY AA	SAMPLE TYPE Pumped

ANALYSIS	METHOD	DATE	ANALYSIS TIME	BY	RESULT	QUAL.	UNIT	DET. LIMIT
Color by Observation	Observation	2/23/2006	14:35	AA	CLEAR			
Conductivity Field	SM2510B	2/23/2006	14:35	AA	357		umhos/cm	
Dissolved Oxygen Field	SM4500OG	2/23/2006	14:35	AA	0.51		mg/L	0.00
pH Field	SM4500HB	2/23/2006	14:35	AA	6.94		std units	
Temperature Field	SM2550B	2/23/2006	14:35	AA	25.93		deg C	
Water Level		2/23/2006	14:35	AA	30.03		Feet N.G.V	
Iron, Total, Flame	SM3111B	3/3/2006	10:20	TER	0.03		mg/L	0.01
Mercury, Total, CVAA	SM3112B	3/6/2006	10:00	TER	<0.0005	U	mg/L	).000[illegible]
Sodium, Total, Flame	SM3111B	3/3/2006	9:45	TER	4.87		mg/L	0.20
Ammonia	SM4500NH3	3/15/2006	8:00	IF	0.09		mg/L	0.04
Nitrate	SM4500NO	3/3/2006	13:00	CEM	0.32		mg/L	0.02

ANALYSIS COMMENTS:

All calulations are on wet weight basis

LABORATORY DIRECTOR Carolin E. Thulke

THIS DOCUMENT MEETS NELAC STANDARDS

NELAC Certification # E44123

PASCO COUNTY, FLORIDA

ENVIRONMENTAL LABORATORY
8864 GOVERNMENT DRIVE
NEW PORT RICHEY, FL 34654
PHONE 727-847-8902

DHRS E44123
CONTACTS:
GLORIA KRUEGER
BILL WARGO

REPORT OF ANALYSES

Resource Recovery
Class I Landfill
Hays Road
Shady Hills, Fl
John Power

Date: 4/5/2006

SAMPLE NUMBER	AA64578	SAMPLE ID 4MW12D @ RESREC	SAMPLE MATRIX GW
DATE SAMPLED	2/23/2006		TIME SAMPLED 14:35
DATE RECEIVED	2/23/2006	SAMPLER AA	RECEIVED BY WW
TIME RECEIVED	16:45	DELIVERED BY AA	SAMPLE TYPE Pumped

ANALYSIS	METHOD	ANALYSIS DATE	ANALYSIS TIME	ANALYSIS BY	RESULT	QUAL.	UNIT	DET. LIMIT
Total Dissolved Solids	SM2540C	2/27/2006	17:00	AS	232		mg/L	26.3
Chloride	SM4500CLE	3/3/2006	8:30	CEM	12.0		mg/L	0.45
Turbidity	SM2130B	2/23/2006	16:20	AA	0.20		NTU's	

ANALYSIS COMMENTS:

All calulations are on wet weight basis

LABORATORY DIRECTOR Carolin E. Nuhlen

THIS DOCUMENT MEETS NELAC STANDARDS

NELAC Certification # E44123

PART III ANALYTICAL RESULTS

Facility GMS #: 4051C00030

Sampling Date/Time: 02/23/06/14:35

Test Site ID #:

Report Period: 2006 / Semester I (year/quarter)

Well Name: 4MW-12D

Well Purged (Y/N): YES

Classification of Groundwater: Floridan

Well Type: ( ) Background ( ) Intermediate ( ) Compliance ( ) Other

Groundwater Elevation (NGVD): 30.03

or (MSL):

Storet Code	Parameter Monitored	Sampling Method	Field Filtered Y/N	Analysis Method	Analysis Date/Time	*Analysis Results/Units		Detection Limits/Units	
000929	Sodium	Well Wiz. Ded. Mon. System	No	SM 3111B	03/03/06 9:45	4.87	mg/L	0.10	mg/L
001045	Iron	"	"	SM 3111B	03/03/06 10:20	0.03	mg/L	0.02	mg/L
071900	Mercury	"	"	SM 3112B	03/06/06 10:00	<0.0005	mg/L	0.0005	mg/L
000400	pH-Field	"	"	SM 4500H+B	02/23/06 14:35	6.94	Std. Units	0.01	Std. Units
000010	Temperature (Field)	"	"	SM 2550B	02/23/06 14:35	25.93	°C	0	°C
000095	Specific Cond. (Field)	"	"	SM 2510B	02/23/06 14:35	357	µmhos/cm	0.0	µmhos/cm
000344	D.O. (Field)	"	"	SM 45000G	02/23/06 14:35	0.51	mg/L	0.0	mg/L
082079	Turbidity	"	"	SM 2130B	02/23/06 16:20	0.20	NTU	0.01	NTU
000940	Chloride	"	"	SM 4500Cl-B	03/03/06 8:30	12.0	mg/L	0.47	mg/L
070300	Total Dis. Solids	"	"	SM 2540C	02/27/06 17:00	232	mg/L	17.3	mg/L
000610	Ammonia	"	"	SM 4500NH_3H	03/15/06 8:00	0.09	mg/L	0.08	mg/L
000620	Nitrate	"	"	SM 4500$N0_3$F	03/03/06 13:00	0.32	mg/L	0.03	mg/L
072020	Water Level (MSL)	"	"		02/23/06 14:35	30.03	Feet		Feet
900216	Color	"	"	SM 2120B	02/23/06 14:35	Clear	PCU	0.0	PCU

*Attach Laboratory Reports

mo/mlfil050418(3)

ELAB, Inc. 8 East Tower Cr., Ormond Beach, FL 32174-8759 **Date:** *13-Mar-06*

Analytical Report

CLIENT: Pasco County Environmental Laboratory
Lab Order: F06030112
Project: Resource Recovery
Lab ID: F06030112-002

Client Sample ID: 4MW12
Collection Date: 2/23/2006 2:35:00 PM
Sample Description:
Matrix: Groundwater

Analyses	Result	Qual	MDL	RL	Units	DF	Date Analyzed	Batch ID
ICP METALS		**SW6010**	PrepDate: **3/3/2006 10:28:00 A**				Analyst: **TPI**	
Arsenic	0.0028	U	0.0028	0.010	mg/L	1	03/04/06 00:21	34222
Barium	0.0075	I	0.00023	0.010	mg/L	1	03/04/06 00:21	34222
Beryllium	0.000056	U	0.000056	0.0010	mg/L	1	03/04/06 00:21	34222
Cadmium	0.00034	U	0.00034	0.0010	mg/L	1	03/04/06 00:21	34222
Chromium	0.00060	U	0.00060	0.0050	mg/L	1	03/04/06 00:21	34222
Cobalt	0.0016	U	0.0016	0.010	mg/L	1	03/04/06 00:21	34222
Copper	0.00047	U	0.00047	0.0050	mg/L	1	03/04/06 00:21	34222
Lead	0.0022	U	0.0022	0.010	mg/L	1	03/04/06 00:21	34222
Nickel	0.0010	U	0.0010	0.0050	mg/L	1	03/04/06 00:21	34222
Selenium	0.0031	U	0.0031	0.015	mg/L	1	03/04/06 00:21	34222
Silver	0.00093	U	0.00093	0.0050	mg/L	1	03/04/06 00:21	34222
Vanadium	0.0010	I	0.00073	0.010	mg/L	1	03/04/06 00:21	34222
Zinc	0.0035	U	0.0035	0.020	mg/L	1	03/04/06 00:21	34222
ICP/MS METALS		**SW6020**	PrepDate: **3/3/2006 10:28:00 A**				Analyst: **JAS**	
Antimony	0.00040	U	0.00040	0.0010	mg/L	1	03/08/06 05:35	34222
Thallium	0.00012	U	0.00012	0.0010	mg/L	1	03/08/06 05:35	34222
8011: EDB AND DBCP		**SW8011**	PrepDate: **3/4/2006 9:45:00 AM**				Analyst: **BC**	
1,2-Dibromo-3-chloropropane	0.0055	U	0.0055	0.020	µg/L	1	03/06/06 23:38	34241
Ethylene Dibromide	0.0099	U	0.0099	0.010	µg/L	1	03/06/06 23:38	34241
Surr: 4-Bromofluorobenzene	96.6		0	60-140	%REC	1	03/06/06 23:38	34241
8260: VOLATILE ORGANIC COMPOUNDS		**SW8260**	PrepDate: **3/8/2006**				Analyst: **JN**	
Acetone	3.7	U	3.7	10	µg/L	1	03/08/06 13:59	34403
Acrylonitrile	2.2	U	2.2	10	µg/L	1	03/08/06 13:59	34403
Benzene	0.23	U	0.23	1.0	µg/L	1	03/08/06 13:59	34403
Bromochloromethane	0.21	U	0.21	1.0	µg/L	1	03/08/06 13:59	34403
Bromodichloromethane	0.26	U	0.26	0.60	µg/L	1	03/08/06 13:59	34403
Bromoform	0.28	U	0.28	1.0	µg/L	1	03/08/06 13:59	34403
Bromomethane	0.60	U	0.60	1.0	µg/L	1	03/08/06 13:59	34403
2-Butanone	1.8	U	1.8	10	µg/L	1	03/08/06 13:59	34403
Carbon disulfide	0.49	U	0.49	1.0	µg/L	1	03/08/06 13:59	34403
Carbon tetrachloride	0.29	U	0.29	1.0	µg/L	1	03/08/06 13:59	34403
Chlorobenzene	0.15	U	0.15	1.0	µg/L	1	03/08/06 13:59	34403
Chloroethane	0.51	U	0.51	1.0	µg/L	1	03/08/06 13:59	34403
Chloroform	0.23	U	0.23	1.0	µg/L	1	03/08/06 13:59	34403

Data Qualifier Code Key:
I Analyte detected below quantitation limits
U Not Detected Above the MDL

ELAB, Inc. 8 East Tower Cr., Ormond Beach, FL 32174-8759 **Date:** *13-Mar-06*

Analytical Report

CLIENT: Pasco County Environmental Laboratory **Client Sample ID:** 4MW12
Lab Order: F06030112 **Collection Date:** 2/23/2006 2:35:00 PM
Project: Resource Recovery **Sample Description:**
Lab ID: F06030112-002 **Matrix:** Groundwater

Analyses	Result	Qual	MDL	RL	Units	DF	Date Analyzed	Batch ID
8260: VOLATILE ORGANIC COMPOUNDS		**SW8260**	PrepDate:	**3/8/2006**			Analyst: **JN**	
Chloromethane	0.50	U	0.50	1.0	µg/L	1	03/08/06 13:59	34403
Dibromochloromethane	0.19	U	0.19	0.50	µg/L	1	03/08/06 13:59	34403
Dibromomethane	0.30	U	0.30	1.0	µg/L	1	03/08/06 13:59	34403
trans-1,4-Dichloro-2-butene	0.64	U	0.64	10	µg/L	1	03/08/06 13:59	34403
1,2-Dichlorobenzene	0.19	U	0.19	1.0	µg/L	1	03/08/06 13:59	34403
1,4-Dichlorobenzene	0.19	U	0.19	1.0	µg/L	1	03/08/06 13:59	34403
1,1-Dichloroethane	0.26	U	0.26	1.0	µg/L	1	03/08/06 13:59	34403
1,2-Dichloroethane	0.19	U	0.19	1.0	µg/L	1	03/08/06 13:59	34403
1,1-Dichloroethene	0.40	U	0.40	1.0	µg/L	1	03/08/06 13:59	34403
cis-1,2-Dichloroethene	0.17	U	0.17	1.0	µg/L	1	03/08/06 13:59	34403
trans-1,2-Dichloroethene	0.17	U	0.17	1.0	µg/L	1	03/08/06 13:59	34403
1,2-Dichloropropane	0.33	U	0.33	1.0	µg/L	1	03/08/06 13:59	34403
cis-1,3-Dichloropropene	0.23	U	0.23	0.50	µg/L	1	03/08/06 13:59	34403
trans-1,3-Dichloropropene	0.25	U	0.25	0.50	µg/L	1	03/08/06 13:59	34403
Ethylbenzene	0.20	U	0.20	1.0	µg/L	1	03/08/06 13:59	34403
2-Hexanone	0.28	U	0.28	10	µg/L	1	03/08/06 13:59	34403
Iodomethane	0.52	U	0.52	1.0	µg/L	1	03/08/06 13:59	34403
4-Methyl-2-pentanone	0.26	U	0.26	10	µg/L	1	03/08/06 13:59	34403
Methylene chloride	2.0	U	2.0	5.0	µg/L	1	03/08/06 13:59	34403
Styrene	0.12	U	0.12	1.0	µg/L	1	03/08/06 13:59	34403
1,1,1,2-Tetrachloroethane	0.24	U	0.24	1.0	µg/L	1	03/08/06 13:59	34403
1,1,2,2-Tetrachloroethane	0.44	U	0.44	0.50	µg/L	1	03/08/06 13:59	34403
Tetrachloroethene	0.17	U	0.17	1.0	µg/L	1	03/08/06 13:59	34403
Toluene	0.35	U	0.35	1.0	µg/L	1	03/08/06 13:59	34403
1,1,1-Trichloroethane	0.33	U	0.33	1.0	µg/L	1	03/08/06 13:59	34403
1,1,2-Trichloroethane	0.17	U	0.17	1.0	µg/L	1	03/08/06 13:59	34403
Trichloroethene	0.27	U	0.27	1.0	µg/L	1	03/08/06 13:59	34403
Trichlorofluoromethane	0.50	U	0.50	1.0	µg/L	1	03/08/06 13:59	34403
1,2,3-Trichloropropane	0.24	U	0.24	0.50	µg/L	1	03/08/06 13:59	34403
Vinyl acetate	0.46	U	0.46	2.0	µg/L	1	03/08/06 13:59	34403
Vinyl chloride	0.43	U	0.43	1.0	µg/L	1	03/08/06 13:59	34403
Xylenes, Total	0.32	U	0.32	1.0	µg/L	1	03/08/06 13:59	34403
Surr: 4-Bromofluorobenzene	89.9		0	83.5-110	%REC	1	03/08/06 13:59	34403
Surr: Dibromofluoromethane	103		0	86.3-115	%REC	1	03/08/06 13:59	34403
Surr: 1,2-Dichloroethane-d4	102		0	79-130	%REC	1	03/08/06 13:59	34403
Surr: Toluene-d8	99.0		0	85.3-114	%REC	1	03/08/06 13:59	34403

Data Qualifier Code Key:
I Analyte detected below quantitation limits
U Not Detected Above the MDL

PART III ANALYTICAL RESULTS

Facility GMS #: 4051C00030

Sampling Date/Time: 02/27/06/11:00

Test Site ID #:

Report Period: 2006 / Semester I (year/quarter)

Well Name: 2MW-13D

Well Purged (Y/N): YES

Classification of Groundwater: Surficial

Well Type: ( ) Background ( ) Intermediate ( ) Compliance ( ) Other

Groundwater Elevation (NGVD): Dry

or (MSL):

Storet Code	Parameter Monitored	Sampling Method	Field Filtered Y/N	Analysis Method	Analysis Date/Time	*Analysis Results/Units		Detection Limits/Units	
000929	Sodium	Well Wiz. Ded. Mon. System	No	SM 3111B		Dry	mg/L	0.10	mg/L
001045	Iron	"	"	SM 3111B		Dry	mg/L	0.02	mg/L
071900	Mercury	"	"	SM 3112B		Dry	mg/L	0.0005	mg/L
000400	pH-Field	"	"	SM 4500H+B		Dry	Std. Units	0.01	Std. Units
000010	Temperature (Field)	"	"	SM 2550B		Dry	°C	0	°C
000095	Specific Cond. (Field)	"	"	SM 2510B		Dry	µmhos/cm	0.0	µmhos/cm
000344	D.O. (Field)	"	"	SM 45000G		Dry	mg/L	0.0	mg/L
082079	Turbidity	"	"	SM 2130B		Dry	NTU	0.01	NTU
000940	Chloride	"	"	SM 4500Cl-B		Dry	mg/L	0.47	mg/L
070300	Total Dis. Solids	"	"	SM 2540C		Dry	mg/L	17.3	mg/L
000610	Ammonia	"	"	SM 4500NH_3H		Dry	mg/L	0.08	mg/L
000620	Nitrate	"	"	SM 4500$N0_3$F		Dry	mg/L	0.03	mg/L
072020	Water Level (MSL)	"	"			Dry	Feet		Feet
900216	Color	"	"	SM 2120B		Dry	PCU	0.0	PCU

*Attach Laboratory Reports

mo/mlfil050418(1)

PASCO COUNTY, FLORIDA

ENVIRONMENTAL LABORATORY
8864 GOVERNMENT DRIVE
NEW PORT RICHEY, FL 34654
PHONE 727-847-8902

DHRS E44123
CONTACTS:
GLORIA KRUEGER
BILL WARGO

REPORT OF ANALYSES

Resource Recovery
Class I Landfill
Hays Road
Shady Hills, Fl
John Power

Date: 4/5/2006

SAMPLE NUMBER	AA64823	SAMPLE ID 4MW13D @ RESREC	SAMPLE MATRIX GW
DATE SAMPLED	2/28/2006		TIME SAMPLED 9:25
DATE RECEIVED	2/28/2006	SAMPLER AA	RECEIVED BY GK
TIME RECEIVED	16:00	DELIVERED BY AA	SAMPLE TYPE Pumped

ANALYSIS	METHOD	DATE	ANALYSIS TIME	BY	RESULT	QUAL.	UNIT	DET. LIMIT
Color by Observation	Observation	2/28/2006	9:25	AA	CLEAR			
Conductivity Field	SM2510B	2/28/2006	9:25	AA	455		umhos/cm	
Dissolved Oxygen Field	SM4500OG	2/28/2006	9:25	AA	0.40		mg/L	0.00
pH Field	SM4500HB	2/28/2006	9:25	AA	7.14		std units	
Temperature Field	SM2550B	2/28/2006	9:25	AA	27.08		deg C	
Water Level		2/28/2006	9:25	AA	29.56		Feet N.G.V	
Iron, Total, Flame	SM3111B	3/3/2006	10:20	TER	0.04		mg/L	0.01
Mercury, Total, CVAA	SM3112B	3/6/2006	10:00	TER	<0.0005	U	mg/L	).000
Sodium, Total, Flame	SM3111B	3/3/2006	9:45	TER	9.65		mg/L	0.20
Ammonia	SM4500NH3	3/15/2006	8:00	IF	0.15		mg/L	0.04
Nitrate	SM4500NO	3/3/2006	13:00	CEM	<0.02		mg/L	0.02

ANALYSIS COMMENTS:

All calulations are on wet weight basis

LABORATORY DIRECTOR

THIS DOCUMENT MEETS NELAC STANDARDS

NELAC Certification # E44123

PASCO COUNTY, FLORIDA

ENVIRONMENTAL LABORATORY
8864 GOVERNMENT DRIVE
NEW PORT RICHEY, FL 34654
PHONE 727-847-8902

DHRS E44123
CONTACTS:
GLORIA KRUEGER
BILL WARGO

REPORT OF ANALYSES

Resource Recovery
Class I Landfill
Hays Road
Shady Hills, Fl
John Power

Date: 4/5/2006

SAMPLE NUMBER	AA64823	SAMPLE ID 4MW13D @ RESREC	SAMPLE MATRIX GW
DATE SAMPLED	2/28/2006		TIME SAMPLED 9:25
DATE RECEIVED	2/28/2006	SAMPLER AA	RECEIVED BY GK
TIME RECEIVED	16:00	DELIVERED BY AA	SAMPLE TYPE Pumped

ANALYSIS	METHOD	ANALYSIS DATE	ANALYSIS TIME	ANALYSIS BY	RESULT	QUAL.	UNIT	DET. LIMIT
Total Dissolved Solids	SM2540C	3/6/2006	15:00	AS	312		mg/L	26.3
Chloride	SM4500CLE	3/3/2006	8:30	CEM	43.5		mg/L	0.45
Turbidity	SM2130B	2/28/2006	16:00	AA	0.75		NTU's	

ANALYSIS COMMENTS:

All calulations are on wet weight basis

LABORATORY DIRECTOR Carolin E. Thulke

THIS DOCUMENT MEETS NELAC STANDARDS

NELAC Certification # E44123

PART III ANALYTICAL RESULTS

Facility GMS #: 4051C00030

Sampling Date/Time: 02/28/06/9:25

Test Site ID #:

Report Period: 2006 / Semester I (year/quarter)

Well Name: 4MW-13D

Well Purged (Y/N): YES

Classification of Groundwater: Floridan

Well Type: ( ) Background ( ) Intermediate ( ) Compliance ( ) Other

Groundwater Elevation (NGVD): 29.56

or (MSL):

Storet Code	Parameter Monitored	Sampling Method	Field Filtered Y/N	Analysis Method	Analysis Date/Time	*Analysis Results/Units		Detection Limits/Units	
000929	Sodium	Well Wiz. Ded. Mon. System	No	SM 3111B	03/03/06 9:45	9.65	mg/L	0.10	mg/L
001045	Iron	"	"	SM 3111B	03/03/06 10:20	0.04	mg/L	0.02	mg/L
071900	Mercury	"	"	SM 3112B	03/06/06 10:00	<0.0005	mg/L	0.0005	mg/L
000400	pH-Field	"	"	SM 4500H+B	02/28/06 9:25	7.14	Std. Units	0.01	Std. Units
000010	Temperature (Field)	"	"	SM 2550B	02/28/06 9:25	27.08	°C	0	°C
000095	Specific Cond. (Field)	"	"	SM 2510B	02/28/06 9:25	455	µmhos/cm	0.0	µmhos/cm
000344	D.O. (Field)	"	"	SM 45000G	02/28/06 9:25	0.40	mg/L	0.0	mg/L
082079	Turbidity	"	"	SM 2130B	02/28/06 16:00	0.75	NTU	0.01	NTU
000940	Chloride	"	"	SM 4500Cl-B	03/03/06 8:30	43.5	mg/L	0.47	mg/L
070300	Total Dis. Solids	"	"	SM 2540C	03/06/06 15:00	312	mg/L	17.3	mg/L
000610	Ammonia	"	"	SM 4500NH_3H	03/15/06 8:00	0.15	mg/L	0.08	mg/L
000620	Nitrate	"	"	SM 4500$N0_3$F	03/03/06 13:00	<0.02	mg/L	0.03	mg/L
072020	Water Level (MSL)	"	"		02/28/06 9:25	29.56	Feet		Feet
900216	Color	"	"	SM 2120B	02/28/06 9:25	Clear	PCU	0.0	PCU

*Attach Laboratory Reports

mo/mlfil050418(4)

ELAB, Inc. 8 East Tower Cr., Ormond Beach, FL 32174-8759 **Date:** *16-Mar-06*

Analytical Report

CLIENT: Pasco County Environmental Laboratory
Lab Order: F06030114
Project: Resource Recovery
Lab ID: F06030114-001

Client Sample ID: 4MW13
Collection Date: 2/28/2006 9:25:00 AM
Sample Description:
Matrix: Groundwater

Analyses	Result	Qual	MDL	RL	Units	DF	Date Analyzed	Batch ID
ICP METALS		**SW6010**	PrepDate: **3/3/2006 10:28:00 A**				Analyst: **TPI**	
Arsenic	0.0028	U	0.0028	0.010	mg/L	1	03/04/06 00:59	34222
Barium	0.010		0.00023	0.010	mg/L	1	03/04/06 00:59	34222
Beryllium	0.000056	U	0.000056	0.0010	mg/L	1	03/04/06 00:59	34222
Cadmium	0.00034	U	0.00034	0.0010	mg/L	1	03/04/06 00:59	34222
Chromium	0.00060	U	0.00060	0.0050	mg/L	1	03/04/06 00:59	34222
Cobalt	0.0016	U	0.0016	0.010	mg/L	1	03/04/06 00:59	34222
Copper	0.00061	I	0.00047	0.0050	mg/L	1	03/04/06 00:59	34222
Lead	0.0022	U	0.0022	0.010	mg/L	1	03/04/06 00:59	34222
Nickel	0.0010	U	0.0010	0.0050	mg/L	1	03/04/06 00:59	34222
Selenium	0.0031	U	0.0031	0.015	mg/L	1	03/04/06 00:59	34222
Silver	0.00093	U	0.00093	0.0050	mg/L	1	03/04/06 00:59	34222
Vanadium	0.0017	I	0.00073	0.010	mg/L	1	03/04/06 00:59	34222
Zinc	0.0047	I	0.0035	0.020	mg/L	1	03/04/06 00:59	34222
ICP/MS METALS		**SW6020**	PrepDate: **3/3/2006 10:28:00 A**				Analyst: **JAS**	
Antimony	0.00040	U	0.00040	0.0010	mg/L	1	03/08/06 05:59	34222
Thallium	0.00012	U	0.00012	0.0010	mg/L	1	03/08/06 05:59	34222
8011: EDB AND DBCP		**SW8011**	PrepDate: **3/4/2006 9:45:00 AM**				Analyst: **BC**	
1,2-Dibromo-3-chloropropane	0.0055	U	0.0055	0.020	µg/L	1	03/07/06 02:52	34243
Ethylene Dibromide	0.0099	U	0.0099	0.010	µg/L	1	03/07/06 02:52	34243
Surr: 4-Bromofluorobenzene	109		0	60-140	%REC	1	03/07/06 02:52	34243
8260: VOLATILE ORGANIC COMPOUNDS		**SW8260**	PrepDate: **3/7/2006**				Analyst: **JN**	
Acetone	3.7	U	3.7	10	µg/L	1	03/07/06 13:51	34360
Acrylonitrile	2.2	U	2.2	10	µg/L	1	03/07/06 13:51	34360
Benzene	0.23	U	0.23	1.0	µg/L	1	03/07/06 13:51	34360
Bromochloromethane	0.21	U	0.21	1.0	µg/L	1	03/07/06 13:51	34360
Bromodichloromethane	0.26	U	0.26	0.60	µg/L	1	03/07/06 13:51	34360
Bromoform	0.28	U	0.28	1.0	µg/L	1	03/07/06 13:51	34360
Bromomethane	0.60	U	0.60	1.0	µg/L	1	03/07/06 13:51	34360
2-Butanone	1.8	U	1.8	10	µg/L	1	03/07/06 13:51	34360
Carbon disulfide	0.49	U	0.49	1.0	µg/L	1	03/07/06 13:51	34360
Carbon tetrachloride	0.29	U	0.29	1.0	µg/L	1	03/07/06 13:51	34360
Chlorobenzene	0.15	U	0.15	1.0	µg/L	1	03/07/06 13:51	34360
Chloroethane	0.51	U	0.51	1.0	µg/L	1	03/07/06 13:51	34360
Chloroform	0.23	U	0.23	1.0	µg/L	1	03/07/06 13:51	34360

Data Qualifier Code Key:
I Analyte detected below quantitation limits
U Not Detected Above the MDL

ELAB, Inc. 8 East Tower Cr., Ormond Beach, FL 32174-8759 **Date:** *16-Mar-06*

Analytical Report

CLIENT: Pasco County Environmental Laboratory
Lab Order: F06030114
Project: Resource Recovery
Lab ID: F06030114-001

Client Sample ID: 4MW13
Collection Date: 2/28/2006 9:25:00 AM
Sample Description:
Matrix: Groundwater

Analyses	Result	Qual	MDL	RL	Units	DF	Date Analyzed	Batch ID
8260: VOLATILE ORGANIC COMPOUNDS		**SW8260**	PrepDate:	**3/7/2006**			Analyst: **JN**	
Chloromethane	0.50	U	0.50	1.0	µg/L	1	03/07/06 13:51	34360
Dibromochloromethane	0.19	U	0.19	0.50	µg/L	1	03/07/06 13:51	34360
Dibromomethane	0.30	U	0.30	1.0	µg/L	1	03/07/06 13:51	34360
trans-1,4-Dichloro-2-butene	0.64	U	0.64	10	µg/L	1	03/07/06 13:51	34360
1,2-Dichlorobenzene	0.19	U	0.19	1.0	µg/L	1	03/07/06 13:51	34360
1,4-Dichlorobenzene	0.19	U	0.19	1.0	µg/L	1	03/07/06 13:51	34360
1,1-Dichloroethane	0.26	U	0.26	1.0	µg/L	1	03/07/06 13:51	34360
1,2-Dichloroethane	0.19	U	0.19	1.0	µg/L	1	03/07/06 13:51	34360
1,1-Dichloroethene	0.40	U	0.40	1.0	µg/L	1	03/07/06 13:51	34360
cis-1,2-Dichloroethene	0.17	U	0.17	1.0	µg/L	1	03/07/06 13:51	34360
trans-1,2-Dichloroethene	0.17	U	0.17	1.0	µg/L	1	03/07/06 13:51	34360
1,2-Dichloropropane	0.33	U	0.33	1.0	µg/L	1	03/07/06 13:51	34360
cis-1,3-Dichloropropene	0.23	U	0.23	0.50	µg/L	1	03/07/06 13:51	34360
trans-1,3-Dichloropropene	0.25	U	0.25	0.50	µg/L	1	03/07/06 13:51	34360
Ethylbenzene	0.20	U	0.20	1.0	µg/L	1	03/07/06 13:51	34360
2-Hexanone	0.28	U	0.28	10	µg/L	1	03/07/06 13:51	34360
Iodomethane	0.52	U	0.52	1.0	µg/L	1	03/07/06 13:51	34360
4-Methyl-2-pentanone	0.26	U	0.26	10	µg/L	1	03/07/06 13:51	34360
Methylene chloride	2.0	U	2.0	5.0	µg/L	1	03/07/06 13:51	34360
Styrene	0.12	U	0.12	1.0	µg/L	1	03/07/06 13:51	34360
1,1,1,2-Tetrachloroethane	0.24	U	0.24	1.0	µg/L	1	03/07/06 13:51	34360
1,1,2,2-Tetrachloroethane	0.44	U	0.44	0.50	µg/L	1	03/07/06 13:51	34360
Tetrachloroethene	0.17	U	0.17	1.0	µg/L	1	03/07/06 13:51	34360
Toluene	0.35	U	0.35	1.0	µg/L	1	03/07/06 13:51	34360
1,1,1-Trichloroethane	0.33	U	0.33	1.0	µg/L	1	03/07/06 13:51	34360
1,1,2-Trichloroethane	0.17	U	0.17	1.0	µg/L	1	03/07/06 13:51	34360
Trichloroethene	0.27	U	0.27	1.0	µg/L	1	03/07/06 13:51	34360
Trichlorofluoromethane	0.50	U	0.50	1.0	µg/L	1	03/07/06 13:51	34360
1,2,3-Trichloropropane	0.24	U	0.24	0.50	µg/L	1	03/07/06 13:51	34360
Vinyl acetate	0.46	U	0.46	2.0	µg/L	1	03/07/06 13:51	34360
Vinyl chloride	0.43	U	0.43	1.0	µg/L	1	03/07/06 13:51	34360
Xylenes, Total	0.32	U	0.32	1.0	µg/L	1	03/07/06 13:51	34360
Surr: 4-Bromofluorobenzene	94.6		0	83.5-110	%REC	1	03/07/06 13:51	34360
Surr: Dibromofluoromethane	102		0	86.3-115	%REC	1	03/07/06 13:51	34360
Surr: 1,2-Dichloroethane-d4	99.8		0	79-130	%REC	1	03/07/06 13:51	34360
Surr: Toluene-d8	99.3		0	85.3-114	%REC	1	03/07/06 13:51	34360

Data Qualifier Code Key:
I Analyte detected below quantitation limits
U Not Detected Above the MDL

PASCO COUNTY, FLORIDA

ENVIRONMENTAL LABORATORY
8864 GOVERNMENT DRIVE
NEW PORT RICHEY, FL 34654
PHONE 727-847-8902

DHRS E44123
CONTACTS:
GLORIA KRUEGER
BILL WARGO

REPORT OF ANALYSES

Resource Recovery
Class I Landfill
Hays Road
Shady Hills, Fl
John Power

Date: 4/5/2006

SAMPLE NUMBER	AA64824	SAMPLE ID 4MW14D @ RESREC	SAMPLE MATRIX GW
DATE SAMPLED	2/28/2006		TIME SAMPLED 13:00
DATE RECEIVED	2/28/2006	SAMPLER AA	RECEIVED BY GK
TIME RECEIVED	16:00	DELIVERED BY AA	SAMPLE TYPE Pumped

ANALYSIS	METHOD	ANALYSIS DATE	ANALYSIS TIME	BY	RESULT	QUAL.	UNIT	DET. LIMIT
Color by Observation	Observation	2/28/2006	13:00	AA	CLEAR			
Conductivity Field	SM2510B	2/28/2006	13:00	AA	416		umhos/cm	
Dissolved Oxygen Field	SM4500OG	2/28/2006	13:00	AA	0.91		mg/L	0.00
pH Field	SM4500HB	2/28/2006	13:00	AA	7.33		std units	
Temperature Field	SM2550B	2/28/2006	13:00	AA	26.40		deg C	
Water Level		2/28/2006	13:00	AA	30.48		Feet N.G.V	
Iron, Total, Flame	SM3111B	3/3/2006	10:20	TER	0.05		mg/L	0.01
Mercury, Total, CVAA	SM3112B	3/6/2006	10:00	TER	<0.0005	U	mg/L	).000
Sodium, Total, Flame	SM3111B	3/3/2006	9:45	TER	12.7		mg/L	0.20
Ammonia	SM4500NH3	3/15/2006	8:00	IF	0.08		mg/L	0.04
Nitrate	SM4500NO	3/3/2006	13:00	CEM	<0.02		mg/L	0.02

ANALYSIS COMMENTS:

All calulations are on wet weight basis

LABORATORY DIRECTOR Sandra E. Thulke

THIS DOCUMENT MEETS NELAC STANDARDS

NELAC Certification # E44123

PASCO COUNTY, FLORIDA

ENVIRONMENTAL LABORATORY
8864 GOVERNMENT DRIVE
NEW PORT RICHEY, FL 34654
PHONE 727-847-8902

DHRS E44123
CONTACTS:
GLORIA KRUEGER
BILL WARGO

REPORT OF ANALYSES

Resource Recovery
Class I Landfill
Hays Road
Shady Hills, Fl
John Power

Date: 4/5/2006

SAMPLE NUMBER	AA64824	SAMPLE ID 4MW14D @ RESREC	SAMPLE MATRIX GW
DATE SAMPLED	2/28/2006		TIME SAMPLED 13:00
DATE RECEIVED	2/28/2006	SAMPLER AA	RECEIVED BY GK
TIME RECEIVED	16:00	DELIVERED BY AA	SAMPLE TYPE Pumped

ANALYSIS	METHOD	ANALYSIS DATE	ANALYSIS TIME	ANALYSIS BY	RESULT	QUAL.	UNIT	DET. LIMIT
Total Dissolved Solids	SM2540C	3/6/2006	15:00	AS	284		mg/L	26.3
Chloride	SM4500CLE	3/3/2006	8:30	CEM	47.4		mg/L	0.45
Turbidity	SM2130B	2/28/2006	16:00	AA	0.45		NTU's	

ANALYSIS COMMENTS:

All calulations are on wet weight basis

LABORATORY DIRECTOR Carolin E. Mulhe

THIS DOCUMENT MEETS NELAC STANDARDS

NELAC Certification # E44123

PART III ANALYTICAL RESULTS

Facility GMS #: 4051C00030

Sampling Date/Time: 02/28/06/13:00

Test Site ID #:

Report Period: 2006 / Semester I (year/quarter)

Well Name: 4MW-14D

Well Purged (Y/N): YES

Classification of Groundwater: Floridan

Well Type: ( ) Background ( ) Intermediate ( ) Compliance ( ) Other

Groundwater Elevation (NGVD): 30.48

or (MSL):

Storet Code	Parameter Monitored	Sampling Method	Field Filtered Y/N	Analysis Method	Analysis Date/Time	*Analysis Results/Units		Detection Limits/Units	
000929	Sodium	Well Wiz. Ded. Mon. System	No	SM 3111B	03/03/06 9:45	12.7	mg/L	0.10	mg/L
001045	Iron	"	"	SM 3111B	03/03/06 10:20	0.05	mg/L	0.02	mg/L
071900	Mercury	"	"	SM 3112B	03/06/06 10:00	<0.0005	mg/L	0.0005	mg/L
000400	pH-Field	"	"	SM 4500H+B	02/28/06 13:00	7.33	Std. Units	0.01	Std. Units
000010	Temperature (Field)	"	"	SM 2550B	02/28/06 13:00	26.40	°C	0	°C
000095	Specific Cond. (Field)	"	"	SM 2510B	02/28/06 13:00	416	µmhos/cm	0.0	µmhos/cm
000344	D.O. (Field)	"	"	SM 45000G	02/28/06 13:00	0.91	mg/L	0.0	mg/L
082079	Turbidity	"	"	SM 2130B	02/28/06 16:00	0.45	NTU	0.01	NTU
000940	Chloride	"	"	SM 4500Cl-B	03/03/06 8:30	47.4	mg/L	0.47	mg/L
070300	Total Dis. Solids	"	"	SM 2540C	03/06/06 15:00	284	mg/L	17.3	mg/L
000610	Ammonia	"	"	SM 4500NH$_3$H	03/15/06 8:00	0.08	mg/L	0.08	mg/L
000620	Nitrate	"	"	SM 4500N0$_3$F	03/03/06 13:00	<0.02	mg/L	0.03	mg/L
072020	Water Level (MSL)	"	"		02/28/06 13:00	30.48	Feet		Feet
900216	Color	"	"	SM 2120B	02/28/06 13:00	Clear	PCU	0.0	PCU

*Attach Laboratory Reports

mo/mlfil050418(5)

ELAB, Inc. 8 East Tower Cr., Ormond Beach, FL 32174-8759 **Date:** *16-Mar-06*

Analytical Report

CLIENT: Pasco County Environmental Laboratory
Lab Order: F06030114
Project: Resource Recovery
Lab ID: F06030114-002

Client Sample ID: 4MW14
Collection Date: 2/28/2006 1:00:00 PM
Sample Description:
Matrix: Groundwater

Analyses	Result	Qual	MDL	RL	Units	DF	Date Analyzed	Batch ID
ICP METALS		**SW6010**	PrepDate: **3/3/2006 10:28:00 A**				Analyst: **TPI**	
Arsenic	0.0028	U	0.0028	0.010	mg/L	1	03/04/06 01:03	34222
Barium	0.011		0.00023	0.010	mg/L	1	03/04/06 01:03	34222
Beryllium	0.000056	U	0.000056	0.0010	mg/L	1	03/04/06 01:03	34222
Cadmium	0.00034	U	0.00034	0.0010	mg/L	1	03/04/06 01:03	34222
Chromium	0.00071	I	0.00060	0.0050	mg/L	1	03/04/06 01:03	34222
Cobalt	0.0016	U	0.0016	0.010	mg/L	1	03/04/06 01:03	34222
Copper	0.00047	U	0.00047	0.0050	mg/L	1	03/04/06 01:03	34222
Lead	0.0022	U	0.0022	0.010	mg/L	1	03/04/06 01:03	34222
Nickel	0.0010	U	0.0010	0.0050	mg/L	1	03/04/06 01:03	34222
Selenium	0.0031	U	0.0031	0.015	mg/L	1	03/04/06 01:03	34222
Silver	0.00093	U	0.00093	0.0050	mg/L	1	03/04/06 01:03	34222
Vanadium	0.00073	U	0.00073	0.010	mg/L	1	03/04/06 01:03	34222
Zinc	0.0035	I	0.0035	0.020	mg/L	1	03/04/06 01:03	34222
ICP/MS METALS		**SW6020**	PrepDate: **3/3/2006 10:28:00 A**				Analyst: **JAS**	
Antimony	0.00040	U	0.00040	0.0010	mg/L	1	03/08/06 06:03	34222
Thallium	0.00012	U	0.00012	0.0010	mg/L	1	03/08/06 06:03	34222
8011: EDB AND DBCP		**SW8011**	PrepDate: **3/4/2006 9:45:00 AM**				Analyst: **BC**	
1,2-Dibromo-3-chloropropane	0.0055	U	0.0055	0.020	µg/L	1	03/07/06 03:14	34243
Ethylene Dibromide	0.0099	U	0.0099	0.010	µg/L	1	03/07/06 03:14	34243
Surr: 4-Bromofluorobenzene	95.4		0	60-140	%REC	1	03/07/06 03:14	34243
8260: VOLATILE ORGANIC COMPOUNDS		**SW8260**	PrepDate: **3/7/2006**				Analyst: **JN**	
Acetone	3.7	U	3.7	10	µg/L	1	03/07/06 15:21	34360
Acrylonitrile	2.2	U	2.2	10	µg/L	1	03/07/06 15:21	34360
Benzene	0.23	U	0.23	1.0	µg/L	1	03/07/06 15:21	34360
Bromochloromethane	0.21	U	0.21	1.0	µg/L	1	03/07/06 15:21	34360
Bromodichloromethane	0.26	U	0.26	0.60	µg/L	1	03/07/06 15:21	34360
Bromoform	0.28	U	0.28	1.0	µg/L	1	03/07/06 15:21	34360
Bromomethane	0.60	U	0.60	1.0	µg/L	1	03/07/06 15:21	34360
2-Butanone	1.8	U	1.8	10	µg/L	1	03/07/06 15:21	34360
Carbon disulfide	0.49	U	0.49	1.0	µg/L	1	03/07/06 15:21	34360
Carbon tetrachloride	0.29	U	0.29	1.0	µg/L	1	03/07/06 15:21	34360
Chlorobenzene	0.15	U	0.15	1.0	µg/L	1	03/07/06 15:21	34360
Chloroethane	0.51	U	0.51	1.0	µg/L	1	03/07/06 15:21	34360
Chloroform	0.23	U	0.23	1.0	µg/L	1	03/07/06 15:21	34360

Data Qualifier Code Key:
I Analyte detected below quantitation limits
U Not Detected Above the MDL

ELAB, Inc. 8 East Tower Cr., Ormond Beach, FL 32174-8759 **Date:** *16-Mar-06*

Analytical Report

CLIENT: Pasco County Environmental Laboratory **Client Sample ID:** 4MW14
Lab Order: F06030114 **Collection Date:** 2/28/2006 1:00:00 PM
Project: Resource Recovery **Sample Description:**
Lab ID: F06030114-002 **Matrix:** Groundwater

Analyses	Result	Qual	MDL	RL	Units	DF	Date Analyzed	Batch ID
8260: VOLATILE ORGANIC COMPOUNDS		**SW8260**	PrepDate: **3/7/2006**				Analyst: **JN**	
Chloromethane	0.50	U	0.50	1.0	µg/L	1	03/07/06 15:21	34360
Dibromochloromethane	0.19	U	0.19	0.50	µg/L	1	03/07/06 15:21	34360
Dibromomethane	0.30	U	0.30	1.0	µg/L	1	03/07/06 15:21	34360
trans-1,4-Dichloro-2-butene	0.64	U	0.64	10	µg/L	1	03/07/06 15:21	34360
1,2-Dichlorobenzene	0.19	U	0.19	1.0	µg/L	1	03/07/06 15:21	34360
1,4-Dichlorobenzene	0.19	U	0.19	1.0	µg/L	1	03/07/06 15:21	34360
1,1-Dichloroethane	0.26	U	0.26	1.0	µg/L	1	03/07/06 15:21	34360
1,2-Dichloroethane	0.19	U	0.19	1.0	µg/L	1	03/07/06 15:21	34360
1,1-Dichloroethene	0.40	U	0.40	1.0	µg/L	1	03/07/06 15:21	34360
cis-1,2-Dichloroethene	0.17	U	0.17	1.0	µg/L	1	03/07/06 15:21	34360
trans-1,2-Dichloroethene	0.17	U	0.17	1.0	µg/L	1	03/07/06 15:21	34360
1,2-Dichloropropane	0.33	U	0.33	1.0	µg/L	1	03/07/06 15:21	34360
cis-1,3-Dichloropropene	0.23	U	0.23	0.50	µg/L	1	03/07/06 15:21	34360
trans-1,3-Dichloropropene	0.25	U	0.25	0.50	µg/L	1	03/07/06 15:21	34360
Ethylbenzene	0.20	U	0.20	1.0	µg/L	1	03/07/06 15:21	34360
2-Hexanone	0.28	U	0.28	10	µg/L	1	03/07/06 15:21	34360
Iodomethane	0.52	U	0.52	1.0	µg/L	1	03/07/06 15:21	34360
4-Methyl-2-pentanone	0.26	U	0.26	10	µg/L	1	03/07/06 15:21	34360
Methylene chloride	2.0	U	2.0	5.0	µg/L	1	03/07/06 15:21	34360
Styrene	0.12	U	0.12	1.0	µg/L	1	03/07/06 15:21	34360
1,1,1,2-Tetrachloroethane	0.24	U	0.24	1.0	µg/L	1	03/07/06 15:21	34360
1,1,2,2-Tetrachloroethane	0.44	U	0.44	0.50	µg/L	1	03/07/06 15:21	34360
Tetrachloroethene	0.17	U	0.17	1.0	µg/L	1	03/07/06 15:21	34360
Toluene	0.35	U	0.35	1.0	µg/L	1	03/07/06 15:21	34360
1,1,1-Trichloroethane	0.33	U	0.33	1.0	µg/L	1	03/07/06 15:21	34360
1,1,2-Trichloroethane	0.17	U	0.17	1.0	µg/L	1	03/07/06 15:21	34360
Trichloroethene	0.27	U	0.27	1.0	µg/L	1	03/07/06 15:21	34360
Trichlorofluoromethane	0.50	U	0.50	1.0	µg/L	1	03/07/06 15:21	34360
1,2,3-Trichloropropane	0.24	U	0.24	0.50	µg/L	1	03/07/06 15:21	34360
Vinyl acetate	0.46	U	0.46	2.0	µg/L	1	03/07/06 15:21	34360
Vinyl chloride	0.43	U	0.43	1.0	µg/L	1	03/07/06 15:21	34360
Xylenes, Total	0.32	U	0.32	1.0	µg/L	1	03/07/06 15:21	34360
Surr: 4-Bromofluorobenzene	96.0		0	83.5-110	%REC	1	03/07/06 15:21	34360
Surr: Dibromofluoromethane	104		0	86.3-115	%REC	1	03/07/06 15:21	34360
Surr: 1,2-Dichloroethane-d4	101		0	79-130	%REC	1	03/07/06 15:21	34360
Surr: Toluene-d8	101		0	85.3-114	%REC	1	03/07/06 15:21	34360

Data Qualifier Code Key: I Analyte detected below quantitation limits U Not Detected Above the MDL

PASCO COUNTY, FLORIDA

ENVIRONMENTAL LABORATORY
8864 GOVERNMENT DRIVE
NEW PORT RICHEY, FL 34654
PHONE 727-847-8902

DHRS E44123
CONTACTS:
GLORIA KRUEGER
BILL WARGO

REPORT OF ANALYSES

Resource Recovery
Class I Landfill
Hays Road
Shady Hills, Fl
John Power

Date: 4/5/2006

SAMPLE NUMBER	AA64579	SAMPLE ID 2MW15D @ RESREC	SAMPLE MATRIX GW
DATE SAMPLED	2/23/2006		TIME SAMPLED 12:30
DATE RECEIVED	2/23/2006	SAMPLER CSC	RECEIVED BY WW
TIME RECEIVED	16:45	DELIVERED BY CSC	SAMPLE TYPE Pumped

ANALYSIS	METHOD	ANALYSIS DATE	ANALYSIS TIME	BY	RESULT	QUAL.	UNIT	DET. LIMIT
Color by Observation	Observation	2/23/2006	12:30	CSC	CLEAR			
Conductivity Field	SM2510B	2/23/2006	12:30	CSC	260		umhos/cm	
Dissolved Oxygen Field	SM4500OG	2/23/2006	12:30	CSC	1.79		mg/L	0.00
pH Field	SM4500HB	2/23/2006	12:30	CSC	7.21		std units	
Temperature Field	SM2550B	2/23/2006	12:30	CSC	24.94		deg C	
Water Level		2/23/2006	12:30	CSC	32.71		Feet N.G.V	
Iron, Total, Flame	SM3111B	3/3/2006	10:20	TER	0.04		mg/L	0.01
Mercury, Total, CVAA	SM3112B	3/6/2006	10:00	TER	<0.0005	U	mg/L	).000ᵋ
Sodium, Total, Flame	SM3111B	3/3/2006	9:45	TER	5.39		mg/L	0.20
Ammonia	SM4500NH3	3/15/2006	8:00	IF	0.04		mg/L	0.04
Nitrate	SM4500NO	3/3/2006	13:00	CEM	0.03		mg/L	0.02

ANALYSIS COMMENTS:

All calulations are,on wet weight basis

LABORATORY DIRECTOR Carolin E. Mulkey

THIS DOCUMENT MEETS NELAC STANDARDS

NELAC Certification # E44123

PASCO COUNTY, FLORIDA

ENVIRONMENTAL LABORATORY
8864 GOVERNMENT DRIVE
NEW PORT RICHEY, FL 34654
PHONE 727-847-8902

DHRS E44123
CONTACTS:
GLORIA KRUEGER
BILL WARGO

REPORT OF ANALYSES

Resource Recovery
Class I Landfill
Hays Road
Shady Hills, Fl
John Power

Date: 4/5/2006

SAMPLE NUMBER	AA64579	SAMPLE ID 2MW15D @ RESREC	SAMPLE MATRIX GW
DATE SAMPLED	2/23/2006		TIME SAMPLED 12:30
DATE RECEIVED	2/23/2006	SAMPLER CSC	RECEIVED BY WW
TIME RECEIVED	16:45	DELIVERED BY CSC	SAMPLE TYPE Pumped

ANALYSIS	METHOD	ANALYSIS DATE	ANALYSIS TIME	ANALYSIS BY	RESULT	QUAL.	UNIT	DET. LIMIT
Total Dissolved Solids	SM2540C	2/27/2006	17:00	AS	170		mg/L	26.3
Chloride	SM4500CLE	3/3/2006	8:30	CEM	10.1		mg/L	0.45
Turbidity	SM2130B	2/23/2006	16:20	AA	0.35		NTU's	

ANALYSIS COMMENTS:

All calulations are on wet weight basis

LABORATORY DIRECTOR Carolin E. Nulke

THIS DOCUMENT MEETS NELAC STANDARDS

NELAC Certification # E44123

PART III ANALYTICAL RESULTS

Facility GMS #: 4051C00030

Sampling Date/Time: 02/23/06/12:30

Test Site ID #:

Report Period: 2006 / Semester I (year/quarter)

Well Name: 2MW-15D

Well Purged (Y/N): YES

Classification of Groundwater:

Well Type: ( ) Background ( ) Intermediate ( ) Compliance ( ) Other

Groundwater Elevation (NGVD): 32.71

or (MSL):

Storet Code	Parameter Monitored	Sampling Method	Field Filtered Y/N	Analysis Method	Analysis Date/Time	*Analysis Results/Units		Detection Limits/Units	
000929	Sodium	Well Wiz. Ded. Mon. System	No	SM 3111B	03/03/06 9:45	5.39	mg/L	0.10	mg/L
001045	Iron	"	"	SM 3111B	03/03/06 10:20	0.04	mg/L	0.02	mg/L
071900	Mercury	"	"	SM 3112B	03/06/06 10:00	<0.0005	mg/L	0.0005	mg/L
000400	pH-Field	"	"	SM 4500H+B	02/23/06 12:30	7.21	Std. Units	0.01	Std. Units
000010	Temperature (Field)	"	"	SM 2550B	02/23/06 12:30	24.94	°C	0	°C
000095	Specific Cond. (Field)	"	"	SM 2510B	02/23/06 12:30	260	µmhos/cm	0.0	µmhos/cm
000344	D.O. (Field)	"	"	SM 45000G	02/23/06 12:30	1.79	mg/L	0.0	mg/L
082079	Turbidity	"	"	SM 2130B	02/23/06 16:20	0.35	NTU	0.01	NTU
000940	Chloride	"	"	SM 4500Cl-B	03/03/06 8:30	10.1	mg/L	0.47	mg/L
070300	Total Dis. Solids	"	"	SM 2540C	02/27/06 17:00	170	mg/L	17.3	mg/L
000610	Ammonia	"	"	SM 4500NH$_3$H	03/15/06 8:00	0.04	mg/L	0.08	mg/L
000620	Nitrate	"	"	SM 4500N0$_3$F	03/03/06 13:00	0.03	mg/L	0.03	mg/L
072020	Water Level (MSL)	"	"		02/23/06 12:30	32.71	Feet		Feet
900216	Color	"	"	SM 2120B	02/23/06 12:30	Clear	PCU	0.0	PCU

*Attach Laboratory Reports

mo/mlfil070418(1)

ELAB, Inc. 8 East Tower Cr., Ormond Beach, FL 32174-8759 **Date:** *13-Mar-06*

Analytical Report

CLIENT: Pasco County Environmental Laboratory
Lab Order: F06030112
Project: Resource Recovery
Lab ID: F06030112-003

Client Sample ID: 2MW15
Collection Date: 2/23/2006 12:30:00 PM
Sample Description:
Matrix: Groundwater

Analyses	Result	Qual	MDL	RL	Units	DF	Date Analyzed	Batch ID
ICP METALS		**SW6010**	PrepDate: **3/3/2006 10:28:00 A**				Analyst: **TPI**	
Arsenic	0.0028	U	0.0028	0.010	mg/L	1	03/04/06 00:25	34222
Barium	0.0085	I	0.00023	0.010	mg/L	1	03/04/06 00:25	34222
Beryllium	0.000056	U	0.000056	0.0010	mg/L	1	03/04/06 00:25	34222
Cadmium	0.00034	U	0.00034	0.0010	mg/L	1	03/04/06 00:25	34222
Chromium	0.00078	I	0.00060	0.0050	mg/L	1	03/04/06 00:25	34222
Cobalt	0.0016	U	0.0016	0.010	mg/L	1	03/04/06 00:25	34222
Copper	0.0026	I	0.00047	0.0050	mg/L	1	03/04/06 00:25	34222
Lead	0.0022	U	0.0022	0.010	mg/L	1	03/04/06 00:25	34222
Nickel	0.0010	U	0.0010	0.0050	mg/L	1	03/04/06 00:25	34222
Selenium	0.0031	U	0.0031	0.015	mg/L	1	03/04/06 00:25	34222
Silver	0.00093	U	0.00093	0.0050	mg/L	1	03/04/06 00:25	34222
Vanadium	0.0014	I	0.00073	0.010	mg/L	1	03/04/06 00:25	34222
Zinc	0.0035	U	0.0035	0.020	mg/L	1	03/04/06 00:25	34222
ICP/MS METALS		**SW6020**	PrepDate: **3/3/2006 10:28:00 A**				Analyst: **JAS**	
Antimony	0.00040	U	0.00040	0.0010	mg/L	1	03/08/06 05:40	34222
Thallium	0.00012	U	0.00012	0.0010	mg/L	1	03/08/06 05:40	34222
8011: EDB AND DBCP		**SW8011**	PrepDate: **3/4/2006 9:45:00 AM**				Analyst: **BC**	
1,2-Dibromo-3-chloropropane	0.0055	U	0.0055	0.020	µg/L	1	03/07/06	34241
Ethylene Dibromide	0.0099	U	0.0099	0.010	µg/L	1	03/07/06	34241
Surr: 4-Bromofluorobenzene	99.5		0	60-140	%REC	1	03/07/06	34241
8260: VOLATILE ORGANIC COMPOUNDS		**SW8260**	PrepDate: **3/8/2006**				Analyst: **JN**	
Acetone	3.7	U	3.7	10	µg/L	1	03/08/06 14:29	34403
Acrylonitrile	2.2	U	2.2	10	µg/L	1	03/08/06 14:29	34403
Benzene	0.23	U	0.23	1.0	µg/L	1	03/08/06 14:29	34403
Bromochloromethane	0.21	U	0.21	1.0	µg/L	1	03/08/06 14:29	34403
Bromodichloromethane	0.26	U	0.26	0.60	µg/L	1	03/08/06 14:29	34403
Bromoform	0.28	U	0.28	1.0	µg/L	1	03/08/06 14:29	34403
Bromomethane	0.60	U	0.60	1.0	µg/L	1	03/08/06 14:29	34403
2-Butanone	1.8	U	1.8	10	µg/L	1	03/08/06 14:29	34403
Carbon disulfide	0.49	U	0.49	1.0	µg/L	1	03/08/06 14:29	34403
Carbon tetrachloride	0.29	U	0.29	1.0	µg/L	1	03/08/06 14:29	34403
Chlorobenzene	0.15	U	0.15	1.0	µg/L	1	03/08/06 14:29	34403
Chloroethane	0.51	U	0.51	1.0	µg/L	1	03/08/06 14:29	34403
Chloroform	0.23	U	0.23	1.0	µg/L	1	03/08/06 14:29	34403

Data Qualifier Code Key:
I Analyte detected below quantitation limits
U Not Detected Above the MDL

ELAB, Inc. 8 East Tower Cr., Ormond Beach, FL 32174-8759 **Date:** *13-Mar-06*

Analytical Report

CLIENT: Pasco County Environmental Laboratory
Lab Order: F06030112
Project: Resource Recovery
Lab ID: F06030112-003

Client Sample ID: 2MW15
Collection Date: 2/23/2006 12:30:00 PM
Sample Description:
Matrix: Groundwater

Analyses	Result	Qual	MDL	RL	Units	DF	Date Analyzed	Batch ID
8260: VOLATILE ORGANIC COMPOUNDS		**SW8260**	PrepDate:	**3/8/2006**			Analyst: **JN**	
Chloromethane	0.50	U	0.50	1.0	µg/L	1	03/08/06 14:29	34403
Dibromochloromethane	0.19	U	0.19	0.50	µg/L	1	03/08/06 14:29	34403
Dibromomethane	0.30	U	0.30	1.0	µg/L	1	03/08/06 14:29	34403
trans-1,4-Dichloro-2-butene	0.64	U	0.64	10	µg/L	1	03/08/06 14:29	34403
1,2-Dichlorobenzene	0.19	U	0.19	1.0	µg/L	1	03/08/06 14:29	34403
1,4-Dichlorobenzene	0.19	U	0.19	1.0	µg/L	1	03/08/06 14:29	34403
1,1-Dichloroethane	0.26	U	0.26	1.0	µg/L	1	03/08/06 14:29	34403
1,2-Dichloroethane	0.19	U	0.19	1.0	µg/L	1	03/08/06 14:29	34403
1,1-Dichloroethene	0.40	U	0.40	1.0	µg/L	1	03/08/06 14:29	34403
cis-1,2-Dichloroethene	0.17	U	0.17	1.0	µg/L	1	03/08/06 14:29	34403
trans-1,2-Dichloroethene	0.17	U	0.17	1.0	µg/L	1	03/08/06 14:29	34403
1,2-Dichloropropane	0.33	U	0.33	1.0	µg/L	1	03/08/06 14:29	34403
cis-1,3-Dichloropropene	0.23	U	0.23	0.50	µg/L	1	03/08/06 14:29	34403
trans-1,3-Dichloropropene	0.25	U	0.25	0.50	µg/L	1	03/08/06 14:29	34403
Ethylbenzene	0.20	U	0.20	1.0	µg/L	1	03/08/06 14:29	34403
2-Hexanone	0.28	U	0.28	10	µg/L	1	03/08/06 14:29	34403
Iodomethane	0.52	U	0.52	1.0	µg/L	1	03/08/06 14:29	34403
4-Methyl-2-pentanone	0.26	U	0.26	10	µg/L	1	03/08/06 14:29	34403
Methylene chloride	2.0	U	2.0	5.0	µg/L	1	03/08/06 14:29	34403
Styrene	0.12	U	0.12	1.0	µg/L	1	03/08/06 14:29	34403
1,1,1,2-Tetrachloroethane	0.24	U	0.24	1.0	µg/L	1	03/08/06 14:29	34403
1,1,2,2-Tetrachloroethane	0.44	U	0.44	0.50	µg/L	1	03/08/06 14:29	34403
Tetrachloroethene	0.17	U	0.17	1.0	µg/L	1	03/08/06 14:29	34403
Toluene	0.35	U	0.35	1.0	µg/L	1	03/08/06 14:29	34403
1,1,1-Trichloroethane	0.33	U	0.33	1.0	µg/L	1	03/08/06 14:29	34403
1,1,2-Trichloroethane	0.17	U	0.17	1.0	µg/L	1	03/08/06 14:29	34403
Trichloroethene	0.27	U	0.27	1.0	µg/L	1	03/08/06 14:29	34403
Trichlorofluoromethane	0.50	U	0.50	1.0	µg/L	1	03/08/06 14:29	34403
1,2,3-Trichloropropane	0.24	U	0.24	0.50	µg/L	1	03/08/06 14:29	34403
Vinyl acetate	0.46	U	0.46	2.0	µg/L	1	03/08/06 14:29	34403
Vinyl chloride	0.43	U	0.43	1.0	µg/L	1	03/08/06 14:29	34403
Xylenes, Total	0.32	U	0.32	1.0	µg/L	1	03/08/06 14:29	34403
Surr: 4-Bromofluorobenzene	92.8		0	83.5-110	%REC	1	03/08/06 14:29	34403
Surr: Dibromofluoromethane	98.8		0	86.3-115	%REC	1	03/08/06 14:29	34403
Surr: 1,2-Dichloroethane-d4	98.6		0	79-130	%REC	1	03/08/06 14:29	34403
Surr: Toluene-d8	95.9		0	85.3-114	%REC	1	03/08/06 14:29	34403

Data Qualifier Code Key:
I Analyte detected below quantitation limits
U Not Detected Above the MDL

PASCO COUNTY, FLORIDA

ENVIRONMENTAL LABORATORY
8864 GOVERNMENT DRIVE
NEW PORT RICHEY, FL 34654
PHONE 727-847-8902

DHRS E44123
CONTACTS:
GLORIA KRUEGER
BILL WARGO

REPORT OF ANALYSES

Resource Recovery
Class I Landfill
Hays Road
Shady Hills, Fl
John Power

Date: 4/5/2006

SAMPLE NUMBER	AA64580	SAMPLE ID 2MW17S @ RESREC	SAMPLE MATRIX GW
DATE SAMPLED	2/23/2006		TIME SAMPLED 11:30
DATE RECEIVED	2/23/2006	SAMPLER CSC	RECEIVED BY WW
TIME RECEIVED	16:45	DELIVERED BY CSC	SAMPLE TYPE Pumped

ANALYSIS	METHOD	DATE	ANALYSIS TIME	BY	RESULT	QUAL.	UNIT	DET. LIMIT
Color by Observation	Observation	2/23/2006	11:30	CSC	CLEAR			
Conductivity Field	SM2510B	2/23/2006	11:30	CSC	234		umhos/cm	
Dissolved Oxygen Field	SM4500OG	2/23/2006	11:30	CSC	0.75		mg/L	0.00
pH Field	SM4500HB	2/23/2006	11:30	CSC	5.89		std units	
Temperature Field	SM2550B	2/23/2006	11:30	CSC	25.60		deg C	
Water Level		2/23/2006	11:30	CSC	26.98		Feet N.G.V	
Iron, Total, Flame	SM3111B	3/3/2006	10:20	TER	0.04		mg/L	0.01
Mercury, Total, CVAA	SM3112B	3/6/2006	10:00	TER	<0.0005	U	mg/L	).000!
Sodium, Total, Flame	SM3111B	3/3/2006	9:45	TER	2.76		mg/L	0.20
Ammonia	SM4500NH3	3/15/2006	8:00	IF	0.11		mg/L	0.04
Nitrate	SM4500NO	3/3/2006	13:00	CEM	4.58		mg/L	0.02

ANALYSIS COMMENTS:

All calulations are on wet weight basis

LABORATORY DIRECTOR

THIS DOCUMENT MEETS NELAC STANDARDS

NELAC Certification # E44123

PASCO COUNTY, FLORIDA

ENVIRONMENTAL LABORATORY
8864 GOVERNMENT DRIVE
NEW PORT RICHEY, FL 34654
PHONE 727-847-8902

DHRS E44123
CONTACTS:
GLORIA KRUEGER
BILL WARGO

REPORT OF ANALYSES

Resource Recovery
Class I Landfill
Hays Road
Shady Hills, Fl
John Power

Date: 4/5/2006

SAMPLE NUMBER	AA64580	SAMPLE ID 2MW17S @ RESREC	SAMPLE MATRIX GW
DATE SAMPLED	2/23/2006		TIME SAMPLED 11:30
DATE RECEIVED	2/23/2006	SAMPLER CSC	RECEIVED BY WW
TIME RECEIVED	16:45	DELIVERED BY CSC	SAMPLE TYPE Pumped

ANALYSIS	METHOD	ANALYSIS DATE	ANALYSIS TIME	ANALYSIS BY	RESULT	QUAL.	UNIT	DET. LIMIT
Total Dissolved Solids	SM2540C	2/27/2006	17:00	AS	158		mg/L	26.3
Chloride	SM4500CLE	3/3/2006	8:30	CEM	2.53		mg/L	0.45
Turbidity	SM2130B	2/23/2006	16:20	AA	0.30		NTU's	

ANALYSIS COMMENTS:

All calulations are on wet weight basis

LABORATORY DIRECTOR Carolina E. Nuebe

THIS DOCUMENT MEETS NELAC STANDARDS

NELAC Certification # E44123

PART III ANALYTICAL RESULTS

Facility GMS #: 4051C00030

Sampling Date/Time: 02/23/06/11:30

Test Site ID #:

Report Period: 2006 / Semester I (year/quarter)

Well Name: 2MW-17S

Well Purged (Y/N): YES

Classification of Groundwater:

Well Type: ( ) Background ( ) Intermediate ( ) Compliance ( ) Other

Groundwater Elevation (NGVD): 26.98

or (MSL):

Storet Code	Parameter Monitored	Sampling Method	Field Filtered Y/N	Analysis Method	Analysis Date/Time	*Analysis Results/Units		Detection Limits/Units	
000929	Sodium	Well Wiz. Ded. Mon. System	No	SM 3111B	03/03/06 9:45	2.76	mg/L	0.10	mg/L
001045	Iron	"	"	SM 3111B	03/03/06 10:20	0.04	mg/L	0.02	mg/L
071900	Mercury	"	"	SM 3112B	03/06/06 10:00	<0.0005	mg/L	0.0005	mg/L
000400	pH-Field	"	"	SM 4500H+B	02/23/06 11:30	5.89	Std. Units	0.01	Std. Units
000010	Temperature (Field)	"	"	SM 2550B	02/23/06 11:30	25.60	°C	0	°C
000095	Specific Cond. (Field)	"	"	SM 2510B	02/23/06 11:30	234	µmhos/cm	0.0	µmhos/cm
000344	D.O. (Field)	"	"	SM 45000G	02/23/06 11:30	0.75	mg/L	0.0	mg/L
082079	Turbidity	"	"	SM 2130B	02/23/06 16:20	0.30	NTU	0.01	NTU
000940	Chloride	"	"	SM 4500Cl-B	03/03/06 8:30	2.53	mg/L	0.47	mg/L
070300	Total Dis. Solids	"	"	SM 2540C	02/27/06 17:00	158	mg/L	17.3	mg/L
000610	Ammonia	"	"	SM 4500NH_3H	03/15/06 8:00	0.11	mg/L	0.08	mg/L
000620	Nitrate	"	"	SM 4500$N0_3$F	03/03/06 13:00	4.58	mg/L	0.03	mg/L
072020	Water Level (MSL)	"	"		02/23/06 11:30	26.98	Feet		Feet
900216	Color	"	"	SM 2120B	02/23/06 11:30	Clear	PCU	0.0	PCU

*Attach Laboratory Reports

mo/mlfil070418(2)

ELAB, Inc. 8 East Tower Cr., Ormond Beach, FL 32174-8759 **Date:** *13-Mar-06*

Analytical Report

CLIENT: Pasco County Environmental Laboratory
Lab Order: F06030112
Project: Resource Recovery
Lab ID: F06030112-004

Client Sample ID: 2MW17
Collection Date: 2/23/2006 11:30:00 AM
Sample Description:
Matrix: Groundwater

Analyses	Result	Qual	MDL	RL	Units	DF	Date Analyzed	Batch ID
ICP METALS		**SW6010**	PrepDate: **3/3/2006 10:28:00 A**				Analyst: **TPI**	
Arsenic	0.0028	U	0.0028	0.010	mg/L	1	03/04/06 00:38	34222
Barium	0.010		0.00023	0.010	mg/L	1	03/04/06 00:38	34222
Beryllium	0.000056	U	0.000056	0.0010	mg/L	1	03/04/06 00:38	34222
Cadmium	0.00034	U	0.00034	0.0010	mg/L	1	03/04/06 00:38	34222
Chromium	0.00069	I	0.00060	0.0050	mg/L	1	03/04/06 00:38	34222
Cobalt	0.0016	U	0.0016	0.010	mg/L	1	03/04/06 00:38	34222
Copper	0.00068	I	0.00047	0.0050	mg/L	1	03/04/06 00:38	34222
Lead	0.0022	U	0.0022	0.010	mg/L	1	03/04/06 00:38	34222
Nickel	0.0010	U	0.0010	0.0050	mg/L	1	03/04/06 00:38	34222
Selenium	0.0031	U	0.0031	0.015	mg/L	1	03/04/06 00:38	34222
Silver	0.00093	U	0.00093	0.0050	mg/L	1	03/04/06 00:38	34222
Vanadium	0.00096	I	0.00073	0.010	mg/L	1	03/04/06 00:38	34222
Zinc	0.0050	I	0.0035	0.020	mg/L	1	03/04/06 00:38	34222
ICP/MS METALS		**SW6020**	PrepDate: **3/3/2006 10:28:00 A**				Analyst: **JAS**	
Antimony	0.00040	U	0.00040	0.0010	mg/L	1	03/08/06 05:45	34222
Thallium	0.00012	U	0.00012	0.0010	mg/L	1	03/08/06 05:45	34222
8011: EDB AND DBCP		**SW8011**	PrepDate: **3/4/2006 9:45:00 AM**				Analyst: **BC**	
1,2-Dibromo-3-chloropropane	0.0055	U	0.0055	0.020	µg/L	1	03/07/06 00:21	34241
Ethylene Dibromide	0.0099	U	0.0099	0.010	µg/L	1	03/07/06 00:21	34241
Surr: 4-Bromofluorobenzene	85.9		0	60-140	%REC	1	03/07/06 00:21	34241
8260: VOLATILE ORGANIC COMPOUNDS		**SW8260**	PrepDate: **3/8/2006**				Analyst: **JN**	
Acetone	3.7	U	3.7	10	µg/L	1	03/08/06 14:59	34403
Acrylonitrile	2.2	U	2.2	10	µg/L	1	03/08/06 14:59	34403
Benzene	0.23	U	0.23	1.0	µg/L	1	03/08/06 14:59	34403
Bromochloromethane	0.21	U	0.21	1.0	µg/L	1	03/08/06 14:59	34403
Bromodichloromethane	0.26	U	0.26	0.60	µg/L	1	03/08/06 14:59	34403
Bromoform	0.28	U	0.28	1.0	µg/L	1	03/08/06 14:59	34403
Bromomethane	0.60	U	0.60	1.0	µg/L	1	03/08/06 14:59	34403
2-Butanone	1.8	U	1.8	10	µg/L	1	03/08/06 14:59	34403
Carbon disulfide	0.49	U	0.49	1.0	µg/L	1	03/08/06 14:59	34403
Carbon tetrachloride	0.29	U	0.29	1.0	µg/L	1	03/08/06 14:59	34403
Chlorobenzene	0.15	U	0.15	1.0	µg/L	1	03/08/06 14:59	34403
Chloroethane	0.51	U	0.51	1.0	µg/L	1	03/08/06 14:59	34403
Chloroform	0.23	U	0.23	1.0	µg/L	1	03/08/06 14:59	34403

Data Qualifier Code Key:
I Analyte detected below quantitation limits
U Not Detected Above the MDL

ELAB, Inc. 8 East Tower Cr., Ormond Beach, FL 32174-8759 **Date:** *13-Mar-06*

Analytical Report

CLIENT: Pasco County Environmental Laboratory
Lab Order: F06030112
Project: Resource Recovery
Lab ID: F06030112-004

Client Sample ID: 2MW17
Collection Date: 2/23/2006 11:30:00 AM
Sample Description:
Matrix: Groundwater

Analyses	Result	Qual	MDL	RL	Units	DF	Date Analyzed	Batch ID
8260: VOLATILE ORGANIC COMPOUNDS		**SW8260**	PrepDate:	**3/8/2006**			Analyst: **JN**	
Chloromethane	0.50	U	0.50	1.0	µg/L	1	03/08/06 14:59	34403
Dibromochloromethane	0.19	U	0.19	0.50	µg/L	1	03/08/06 14:59	34403
Dibromomethane	0.30	U	0.30	1.0	µg/L	1	03/08/06 14:59	34403
trans-1,4-Dichloro-2-butene	0.64	U	0.64	10	µg/L	1	03/08/06 14:59	34403
1,2-Dichlorobenzene	0.19	U	0.19	1.0	µg/L	1	03/08/06 14:59	34403
1,4-Dichlorobenzene	0.19	U	0.19	1.0	µg/L	1	03/08/06 14:59	34403
1,1-Dichloroethane	0.26	U	0.26	1.0	µg/L	1	03/08/06 14:59	34403
1,2-Dichloroethane	0.19	U	0.19	1.0	µg/L	1	03/08/06 14:59	34403
1,1-Dichloroethene	0.40	U	0.40	1.0	µg/L	1	03/08/06 14:59	34403
cis-1,2-Dichloroethene	0.17	U	0.17	1.0	µg/L	1	03/08/06 14:59	34403
trans-1,2-Dichloroethene	0.17	U	0.17	1.0	µg/L	1	03/08/06 14:59	34403
1,2-Dichloropropane	0.33	U	0.33	1.0	µg/L	1	03/08/06 14:59	34403
cis-1,3-Dichloropropene	0.23	U	0.23	0.50	µg/L	1	03/08/06 14:59	34403
trans-1,3-Dichloropropene	0.25	U	0.25	0.50	µg/L	1	03/08/06 14:59	34403
Ethylbenzene	0.20	U	0.20	1.0	µg/L	1	03/08/06 14:59	34403
2-Hexanone	0.28	U	0.28	10	µg/L	1	03/08/06 14:59	34403
Iodomethane	0.52	U	0.52	1.0	µg/L	1	03/08/06 14:59	34403
4-Methyl-2-pentanone	0.26	U	0.26	10	µg/L	1	03/08/06 14:59	34403
Methylene chloride	2.0	U	2.0	5.0	µg/L	1	03/08/06 14:59	34403
Styrene	0.12	U	0.12	1.0	µg/L	1	03/08/06 14:59	34403
1,1,1,2-Tetrachloroethane	0.24	U	0.24	1.0	µg/L	1	03/08/06 14:59	34403
1,1,2,2-Tetrachloroethane	0.44	U	0.44	0.50	µg/L	1	03/08/06 14:59	34403
Tetrachloroethene	0.17	U	0.17	1.0	µg/L	1	03/08/06 14:59	34403
Toluene	0.35	U	0.35	1.0	µg/L	1	03/08/06 14:59	34403
1,1,1-Trichloroethane	0.33	U	0.33	1.0	µg/L	1	03/08/06 14:59	34403
1,1,2-Trichloroethane	0.17	U	0.17	1.0	µg/L	1	03/08/06 14:59	34403
Trichloroethene	0.27	U	0.27	1.0	µg/L	1	03/08/06 14:59	34403
Trichlorofluoromethane	0.50	U	0.50	1.0	µg/L	1	03/08/06 14:59	34403
1,2,3-Trichloropropane	0.24	U	0.24	0.50	µg/L	1	03/08/06 14:59	34403
Vinyl acetate	0.46	U	0.46	2.0	µg/L	1	03/08/06 14:59	34403
Vinyl chloride	0.43	U	0.43	1.0	µg/L	1	03/08/06 14:59	34403
Xylenes, Total	0.32	U	0.32	1.0	µg/L	1	03/08/06 14:59	34403
Surr: 4-Bromofluorobenzene	92.3		0	83.5-110	%REC	1	03/08/06 14:59	34403
Surr: Dibromofluoromethane	101		0	86.3-115	%REC	1	03/08/06 14:59	34403
Surr: 1,2-Dichloroethane-d4	102		0	79-130	%REC	1	03/08/06 14:59	34403
Surr: Toluene-d8	99.6		0	85.3-114	%REC	1	03/08/06 14:59	34403

Data Qualifier Code Key:
I Analyte detected below quantitation limits
U Not Detected Above the MDL

PASCO COUNTY, FLORIDA

ENVIRONMENTAL LABORATORY
8864 GOVERNMENT DRIVE
NEW PORT RICHEY, FL 34654
PHONE 727-847-8902

DHRS E44123
CONTACTS:
GLORIA KRUEGER
BILL WARGO

REPORT OF ANALYSES

Resource Recovery
Class I Landfill
Hays Road
Shady Hills, Fl
John Power

Date: 4/5/2006

SAMPLE NUMBER	AA64581	SAMPLE ID 2MW18D @ RESREC	SAMPLE MATRIX GW
DATE SAMPLED	2/23/2006		TIME SAMPLED 11:05
DATE RECEIVED	2/23/2006	SAMPLER CSC	RECEIVED BY WW
TIME RECEIVED	16:45	DELIVERED BY CSC	SAMPLE TYPE Pumped

ANALYSIS	METHOD	ANALYSIS DATE	ANALYSIS TIME	BY	RESULT	QUAL.	UNIT	DET. LIMIT
Color by Observation	Observation	2/23/2006	11:05	CSC	CLEAR			
Conductivity Field	SM2510B	2/23/2006	11:05	CSC	382		umhos/cm	
Dissolved Oxygen Field	SM4500OG	2/23/2006	11:05	CSC	0.59		mg/L	0.00
pH Field	SM4500HB	2/23/2006	11:05	CSC	6.99		std units	
Temperature Field	SM2550B	2/23/2006	11:05	CSC	24.50		deg C	
Water Level		2/23/2006	11:05	CSC	26.90		Feet N.G.V	
Iron, Total, Flame	SM3111B	3/3/2006	10:20	TER	0.04		mg/L	0.01
Mercury, Total, CVAA	SM3112B	3/6/2006	10:00	TER	<0.0005	U	mg/L	).000!
Sodium, Total, Flame	SM3111B	3/3/2006	9:45	TER	8.30		mg/L	0.20
Ammonia	SM4500NH3	3/15/2006	8:00	IF	0.06		mg/L	0.04
Nitrate	SM4500NO	3/3/2006	13:00	CEM	1.13		mg/L	0.02

ANALYSIS COMMENTS:

All calulations are on wet weight basis

LABORATORY DIRECTOR Carolin E. Mulhe

THIS DOCUMENT MEETS NELAC STANDARDS

NELAC Certification # E44123

PASCO COUNTY, FLORIDA

ENVIRONMENTAL LABORATORY
8864 GOVERNMENT DRIVE
NEW PORT RICHEY, FL 34654
PHONE 727-847-8902

DHRS E44123
CONTACTS:
GLORIA KRUEGER
BILL WARGO

REPORT OF ANALYSES

Resource Recovery
Class I Landfill
Hays Road
Shady Hills, Fl
John Power

Date: 4/5/2006

SAMPLE NUMBER	AA64581	SAMPLE ID 2MW18D @ RESREC	SAMPLE MATRIX GW
DATE SAMPLED	2/23/2006		TIME SAMPLED 11:05
DATE RECEIVED	2/23/2006	SAMPLER CSC	RECEIVED BY WW
TIME RECEIVED	16:45	DELIVERED BY CSC	SAMPLE TYPE Pumped

ANALYSIS	METHOD	ANALYSIS DATE	ANALYSIS TIME	ANALYSIS BY	RESULT	QUAL.	UNIT	DET. LIMIT
Total Dissolved Solids	SM2540C	2/27/2006	17:00	AS	262		mg/L	26.3
Chloride	SM4500CLE	3/3/2006	8:30	CEM	28.7		mg/L	0.45
Turbidity	SM2130B	2/23/2006	16:20	AA	0.75		NTU's	

ANALYSIS COMMENTS:

All calulations are on wet weight basis

LABORATORY DIRECTOR Sandra E. Nulke

THIS DOCUMENT MEETS NELAC STANDARDS

NELAC Certification # E44123

PART III ANALYTICAL RESULTS

Facility GMS #: 4051C00030

Sampling Date/Time: 02/23/06/11:05

Test Site ID #:

Report Period: 2006 / Semester I (year/quarter)

Well Name: 2MW-18D

Well Purged (Y/N): YES

Classification of Groundwater: Surficial

Well Type: ( ) Background ( ) Intermediate ( ) Compliance ( ) Other

Groundwater Elevation (NGVD): 26.90

or (MSL):

Storet Code	Parameter Monitored	Sampling Method	Field Filtered Y/N	Analysis Method	Analysis Date/Time	*Analysis Results/Units		Detection Limits/Units	
000929	Sodium	Well Wiz. Ded. Mon. System	No	SM 3111B	03/03/06 9:45	8.30	mg/L	0.10	mg/L
001045	Iron	"	"	SM 3111B	03/03/06 10:20	0.04	mg/L	0.02	mg/L
071900	Mercury	"	"	SM 3112B	03/06/06 10:00	<0.0005	mg/L	0.0005	mg/L
000400	pH-Field	"	"	SM 4500H+B	02/23/06 11:05	6.99	Std. Units	0.01	Std. Units
000010	Temperature (Field)	"	"	SM 2550B	02/23/06 11:05	24.50	°C	0	°C
000095	Specific Cond. (Field)	"	"	SM 2510B	02/23/06 11:05	382	µmhos/cm	0.0	µmhos/cm
000344	D.O. (Field)	"	"	SM 45000G	02/23/06 11:05	0.59	mg/L	0.0	mg/L
082079	Turbidity	"	"	SM 2130B	02/23/06 16:20	0.75	NTU	0.01	NTU
000940	Chloride	"	"	SM 4500Cl-B	03/03/06 8:30	28.7	mg/L	0.47	mg/L
070300	Total Dis. Solids	"	"	SM 2540C	02/27/06 17:00	262	mg/L	17.3	mg/L
000610	Ammonia	"	"	SM 4500NH_3H	03/15/06 8:00	0.06	mg/L	0.08	mg/L
000620	Nitrate	"	"	SM 4500$N0_3F$	03/03/06 13:00	1.13	mg/L	0.03	mg/L
072020	Water Level (MSL)	"	"		02/23/06 11:05	26.90	Feet		Feet
900216	Color	"	"	SM 2120B	02/23/06 11:05	Clear	PCU	0.0	PCU

*Attach Laboratory Reports

mo/mlfil070418(3)

ELAB, Inc. 8 East Tower Cr., Ormond Beach, FL 32174-8759 **Date:** *13-Mar-06*

Analytical Report

CLIENT: Pasco County Environmental Laboratory
Lab Order: F06030112
Project: Resource Recovery
Lab ID: F06030112-005

Client Sample ID: 2MW18
Collection Date: 2/23/2006 11:05:00 AM
Sample Description:
Matrix: Groundwater

Analyses	Result	Qual	MDL	RL	Units	DF	Date Analyzed	Batch ID
ICP METALS		**SW6010**	PrepDate: **3/3/2006 10:28:00 A**				Analyst: **TPI**	
Arsenic	0.0028	U	0.0028	0.010	mg/L	1	03/04/06 00:43	34222
Barium	0.0085	I	0.00023	0.010	mg/L	1	03/04/06 00:43	34222
Beryllium	0.000056	U	0.000056	0.0010	mg/L	1	03/04/06 00:43	34222
Cadmium	0.00034	U	0.00034	0.0010	mg/L	1	03/04/06 00:43	34222
Chromium	0.00074	I	0.00060	0.0050	mg/L	1	03/04/06 00:43	34222
Cobalt	0.0016	U	0.0016	0.010	mg/L	1	03/04/06 00:43	34222
Copper	0.00047	U	0.00047	0.0050	mg/L	1	03/04/06 00:43	34222
Lead	0.0022	U	0.0022	0.010	mg/L	1	03/04/06 00:43	34222
Nickel	0.0010	U	0.0010	0.0050	mg/L	1	03/04/06 00:43	34222
Selenium	0.0031	U	0.0031	0.015	mg/L	1	03/04/06 00:43	34222
Silver	0.00093	U	0.00093	0.0050	mg/L	1	03/04/06 00:43	34222
Vanadium	0.0021	I	0.00073	0.010	mg/L	1	03/04/06 00:43	34222
Zinc	0.0035	U	0.0035	0.020	mg/L	1	03/04/06 00:43	34222
ICP/MS METALS		**SW6020**	PrepDate: **3/3/2006 10:28:00 A**				Analyst: **JAS**	
Antimony	0.00040	U	0.00040	0.0010	mg/L	1	03/08/06 05:49	34222
Thallium	0.00012	U	0.00012	0.0010	mg/L	1	03/08/06 05:49	34222
8011: EDB AND DBCP		**SW8011**	PrepDate: **3/4/2006 9:45:00 AM**				Analyst: **BC**	
1,2-Dibromo-3-chloropropane	0.0055	U	0.0055	0.020	µg/L	1	03/07/06 02:09	34243
Ethylene Dibromide	0.0099	U	0.0099	0.010	µg/L	1	03/07/06 02:09	34243
Surr: 4-Bromofluorobenzene	98.5		0	60-140	%REC	1	03/07/06 02:09	34243
8260: VOLATILE ORGANIC COMPOUNDS		**SW8260**	PrepDate: **3/7/2006**				Analyst: **JN**	
Acetone	3.7	U	3.7	10	µg/L	1	03/07/06 12:51	34360
Acrylonitrile	2.2	U	2.2	10	µg/L	1	03/07/06 12:51	34360
Benzene	0.23	U	0.23	1.0	µg/L	1	03/07/06 12:51	34360
Bromochloromethane	0.21	U	0.21	1.0	µg/L	1	03/07/06 12:51	34360
Bromodichloromethane	0.26	U	0.26	0.60	µg/L	1	03/07/06 12:51	34360
Bromoform	0.28	U	0.28	1.0	µg/L	1	03/07/06 12:51	34360
Bromomethane	0.60	U	0.60	1.0	µg/L	1	03/07/06 12:51	34360
2-Butanone	1.8	U	1.8	10	µg/L	1	03/07/06 12:51	34360
Carbon disulfide	0.49	U	0.49	1.0	µg/L	1	03/07/06 12:51	34360
Carbon tetrachloride	0.29	U	0.29	1.0	µg/L	1	03/07/06 12:51	34360
Chlorobenzene	0.15	U	0.15	1.0	µg/L	1	03/07/06 12:51	34360
Chloroethane	0.51	U	0.51	1.0	µg/L	1	03/07/06 12:51	34360
Chloroform	0.23	U	0.23	1.0	µg/L	1	03/07/06 12:51	34360

Data Qualifier Code Key:
I Analyte detected below quantitation limits
U Not Detected Above the MDL

ELAB, Inc. 8 East Tower Cr., Ormond Beach, FL 32174-8759 **Date:** *13-Mar-06*

Analytical Report

CLIENT: Pasco County Environmental Laboratory
Lab Order: F06030112
Project: Resource Recovery
Lab ID: F06030112-005

Client Sample ID: 2MW18
Collection Date: 2/23/2006 11:05:00 AM
Sample Description:
Matrix: Groundwater

Analyses	Result	Qual	MDL	RL	Units	DF	Date Analyzed	Batch ID
8260: VOLATILE ORGANIC COMPOUNDS		**SW8260**	PrepDate: **3/7/2006**				Analyst: **JN**	
Chloromethane	0.50	U	0.50	1.0	µg/L	1	03/07/06 12:51	34360
Dibromochloromethane	0.19	U	0.19	0.50	µg/L	1	03/07/06 12:51	34360
Dibromomethane	0.30	U	0.30	1.0	µg/L	1	03/07/06 12:51	34360
trans-1,4-Dichloro-2-butene	0.64	U	0.64	10	µg/L	1	03/07/06 12:51	34360
1,2-Dichlorobenzene	0.19	U	0.19	1.0	µg/L	1	03/07/06 12:51	34360
1,4-Dichlorobenzene	0.19	U	0.19	1.0	µg/L	1	03/07/06 12:51	34360
1,1-Dichloroethane	0.26	U	0.26	1.0	µg/L	1	03/07/06 12:51	34360
1,2-Dichloroethane	0.19	U	0.19	1.0	µg/L	1	03/07/06 12:51	34360
1,1-Dichloroethene	0.40	U	0.40	1.0	µg/L	1	03/07/06 12:51	34360
cis-1,2-Dichloroethene	0.17	U	0.17	1.0	µg/L	1	03/07/06 12:51	34360
trans-1,2-Dichloroethene	0.17	U	0.17	1.0	µg/L	1	03/07/06 12:51	34360
1,2-Dichloropropane	0.33	U	0.33	1.0	µg/L	1	03/07/06 12:51	34360
cis-1,3-Dichloropropene	0.23	U	0.23	0.50	µg/L	1	03/07/06 12:51	34360
trans-1,3-Dichloropropene	0.25	U	0.25	0.50	µg/L	1	03/07/06 12:51	34360
Ethylbenzene	0.20	U	0.20	1.0	µg/L	1	03/07/06 12:51	34360
2-Hexanone	0.28	U	0.28	10	µg/L	1	03/07/06 12:51	34360
Iodomethane	0.52	U	0.52	1.0	µg/L	1	03/07/06 12:51	34360
4-Methyl-2-pentanone	0.26	U	0.26	10	µg/L	1	03/07/06 12:51	34360
Methylene chloride	2.0	U	2.0	5.0	µg/L	1	03/07/06 12:51	34360
Styrene	0.12	U	0.12	1.0	µg/L	1	03/07/06 12:51	34360
1,1,1,2-Tetrachloroethane	0.24	U	0.24	1.0	µg/L	1	03/07/06 12:51	34360
1,1,2,2-Tetrachloroethane	0.44	U	0.44	0.50	µg/L	1	03/07/06 12:51	34360
Tetrachloroethene	0.17	U	0.17	1.0	µg/L	1	03/07/06 12:51	34360
Toluene	0.35	U	0.35	1.0	µg/L	1	03/07/06 12:51	34360
1,1,1-Trichloroethane	0.33	U	0.33	1.0	µg/L	1	03/07/06 12:51	34360
1,1,2-Trichloroethane	0.17	U	0.17	1.0	µg/L	1	03/07/06 12:51	34360
Trichloroethene	0.27	U	0.27	1.0	µg/L	1	03/07/06 12:51	34360
Trichlorofluoromethane	0.50	U	0.50	1.0	µg/L	1	03/07/06 12:51	34360
1,2,3-Trichloropropane	0.24	U	0.24	0.50	µg/L	1	03/07/06 12:51	34360
Vinyl acetate	0.46	U	0.46	2.0	µg/L	1	03/07/06 12:51	34360
Vinyl chloride	0.43	U	0.43	1.0	µg/L	1	03/07/06 12:51	34360
Xylenes, Total	0.32	U	0.32	1.0	µg/L	1	03/07/06 12:51	34360
Surr: 4-Bromofluorobenzene	93.8		0	83.5-110	%REC	1	03/07/06 12:51	34360
Surr: Dibromofluoromethane	104		0	86.3-115	%REC	1	03/07/06 12:51	34360
Surr: 1,2-Dichloroethane-d4	103		0	79-130	%REC	1	03/07/06 12:51	34360
Surr: Toluene-d8	98.6		0	85.3-114	%REC	1	03/07/06 12:51	34360

Data Qualifier Code Key:
I Analyte detected below quantitation limits
U Not Detected Above the MDL

PASCO COUNTY, FLORIDA

ENVIRONMENTAL LABORATORY
8864 GOVERNMENT DRIVE
NEW PORT RICHEY, FL 34654
PHONE 727-847-8902

DHRS E44123
CONTACTS:
GLORIA KRUEGER
BILL WARGO

REPORT OF ANALYSES

Resource Recovery
Class I Landfill
Hays Road
Shady Hills, Fl
John Power

Date: 4/5/2006

SAMPLE NUMBER	AA64582	SAMPLE ID 2MW19D @ RESREC	SAMPLE MATRIX GW
DATE SAMPLED	2/23/2006		TIME SAMPLED 10:40
DATE RECEIVED	2/23/2006	SAMPLER CSC	RECEIVED BY WW
TIME RECEIVED	16:45	DELIVERED BY CSC	SAMPLE TYPE Pumped

ANALYSIS	METHOD	ANALYSIS DATE	ANALYSIS TIME	BY	RESULT	QUAL.	UNIT	DET. LIMIT
Color by Observation	Observation	2/23/2006	10:40	CSC	CLEAR			
Conductivity Field	SM2510B	2/23/2006	10:40	CSC	337		umhos/cm	
Dissolved Oxygen Field	SM4500OG	2/23/2006	10:40	CSC	0.57		mg/L	0.00
pH Field	SM4500HB	2/23/2006	10:40	CSC	7.12		std units	
Temperature Field	SM2550B	2/23/2006	10:40	CSC	24.52		deg C	
Water Level		2/23/2006	10:40	CSC	27.61		Feet N.G.V	
Iron, Total, Flame	SM3111B	3/3/2006	10:20	TER	0.04		mg/L	0.01
Mercury, Total, CVAA	SM3112B	3/6/2006	10:00	TER	<0.0005	U	mg/L	).000
Sodium, Total, Flame	SM3111B	3/3/2006	9:45	TER	6.67		mg/L	0.20
Ammonia	SM4500NH3	3/15/2006	8:00	IF	<0.04	U	mg/L	0.04
Nitrate	SM4500NO	3/3/2006	13:00	CEM	0.37		mg/L	0.02

ANALYSIS COMMENTS:

All calulations are on wet weight basis

LABORATORY DIRECTOR Carolin E. Pulker

THIS DOCUMENT MEETS NELAC STANDARDS

NELAC Certification # E44123

PASCO COUNTY, FLORIDA

ENVIRONMENTAL LABORATORY
8864 GOVERNMENT DRIVE
NEW PORT RICHEY, FL 34654
PHONE 727-847-8902

DHRS E44123
CONTACTS:
GLORIA KRUEGER
BILL WARGO

REPORT OF ANALYSES

Resource Recovery
Class I Landfill
Hays Road
Shady Hills, Fl
John Power

Date: 4/5/2006

SAMPLE NUMBER	AA64582	SAMPLE ID 2MW19D @ RESREC	SAMPLE MATRIX GW
DATE SAMPLED	2/23/2006		TIME SAMPLED 10:40
DATE RECEIVED	2/23/2006	SAMPLER CSC	RECEIVED BY WW
TIME RECEIVED	16:45	DELIVERED BY CSC	SAMPLE TYPE Pumped

ANALYSIS	METHOD	ANALYSIS DATE	ANALYSIS TIME	ANALYSIS BY	RESULT	QUAL.	UNIT	DET. LIMIT
Total Dissolved Solids	SM2540C	2/27/2006	17:00	AS	248		mg/L	26.3
Chloride	SM4500CLE	3/3/2006	8:30	CEM	21.4		mg/L	0.45
Turbidity	SM2130B	2/23/2006	16:20	AA	0.25		NTU's	

ANALYSIS COMMENTS:

All calulations are on wet weight basis

LABORATORY DIRECTOR Carolin E. Mulhe

THIS DOCUMENT MEETS NELAC STANDARDS

NELAC Certification # E44123

PART III ANALYTICAL RESULTS

Facility GMS #: 4051C00030

Sampling Date/Time: 02/23/06/10:40

Test Site ID #:

Report Period: 2006 / Semester I (year/quarter)

Well Name: 2MW-19D

Well Purged (Y/N): YES

Classification of Groundwater: Floridan

Well Type: ( ) Background ( ) Intermediate ( ) Compliance ( ) Other

Groundwater Elevation (NGVD): 27.61

or (MSL):

Storet Code	Parameter Monitored	Sampling Method	Field Filtered Y/N	Analysis Method	Analysis Date/Time	*Analysis Results/Units		Detection Limits/Units	
000929	Sodium	Well Wiz. Ded. Mon. System	No	SM 3111B	03/03/06 9:45	6.67	mg/L	0.10	mg/L
001045	Iron	"	"	SM 3111B	03/03/06 10:20	0.04	mg/L	0.02	mg/L
071900	Mercury	"	"	SM 3112B	03/06/06 10:00	<0.0005	mg/L	0.0005	mg/L
000400	pH-Field	"	"	SM 4500H+B	02/23/06 10:40	7.12	Std. Units	0.01	Std. Units
000010	Temperature (Field)	"	"	SM 2550B	02/23/06 10:40	24.52	°C	0	°C
000095	Specific Cond. (Field)	"	"	SM 2510B	02/23/06 10:40	337	µmhos/cm	0.0	µmhos/cm
000344	D.O. (Field)	"	"	SM 45000G	02/23/06 10:40	0.57	mg/L	0.0	mg/L
082079	Turbidity	"	"	SM 2130B	02/23/06 16:20	0.25	NTU	0.01	NTU
000940	Chloride	"	"	SM 4500Cl-B	03/03/06 8:30	21.4	mg/L	0.47	mg/L
070300	Total Dis. Solids	"	"	SM 2540C	02/27/06 17:00	248	mg/L	17.3	mg/L
000610	Ammonia	"	"	SM 4500NH_3H	03/15/06 8:00	<0.04	mg/L	0.08	mg/L
000620	Nitrate	"	"	SM 4500$N0_3$F	03/03/06 13:00	0.37	mg/L	0.03	mg/L
072020	Water Level (MSL)	"	"		02/23/06 10:40	27.61	Feet		Feet
900216	Color	"	"	SM 2120B	02/23/06 10:40	Clear	PCU	0.0	PCU

*Attach Laboratory Reports

mo/mlfil050418(10)

ELAB, Inc. 8 East Tower Cr., Ormond Beach, FL 32174-8759 **Date:** *13-Mar-06*

Analytical Report

CLIENT: Pasco County Environmental Laboratory
Lab Order: F06030112
Project: Resource Recovery
Lab ID: F06030112-006

Client Sample ID: 2MW19
Collection Date: 2/23/2006 10:40:00 AM
Sample Description:
Matrix: Groundwater

Analyses	Result	Qual	MDL	RL	Units	DF	Date Analyzed	Batch ID
ICP METALS		**SW6010**	PrepDate: **3/3/2006 10:28:00 A**				Analyst: **TPI**	
Arsenic	0.0028	U	0.0028	0.010	mg/L	1	03/04/06 00:47	34222
Barium	0.0074	I	0.00023	0.010	mg/L	1	03/04/06 00:47	34222
Beryllium	0.000056	U	0.000056	0.0010	mg/L	1	03/04/06 00:47	34222
Cadmium	0.00034	U	0.00034	0.0010	mg/L	1	03/04/06 00:47	34222
Chromium	0.00060	U	0.00060	0.0050	mg/L	1	03/04/06 00:47	34222
Cobalt	0.0016	U	0.0016	0.010	mg/L	1	03/04/06 00:47	34222
Copper	0.00047	U	0.00047	0.0050	mg/L	1	03/04/06 00:47	34222
Lead	0.0022	U	0.0022	0.010	mg/L	1	03/04/06 00:47	34222
Nickel	0.0010	U	0.0010	0.0050	mg/L	1	03/04/06 00:47	34222
Selenium	0.0031	U	0.0031	0.015	mg/L	1	03/04/06 00:47	34222
Silver	0.00093	U	0.00093	0.0050	mg/L	1	03/04/06 00:47	34222
Vanadium	0.0021	I	0.00073	0.010	mg/L	1	03/04/06 00:47	34222
Zinc	0.0038	I	0.0035	0.020	mg/L	1	03/04/06 00:47	34222
ICP/MS METALS		**SW6020**	PrepDate: **3/3/2006 10:28:00 A**				Analyst: **JAS**	
Antimony	0.00040	U	0.00040	0.0010	mg/L	1	03/08/06 05:54	34222
Thallium	0.00012	U	0.00012	0.0010	mg/L	1	03/08/06 05:54	34222
8011: EDB AND DBCP		**SW8011**	PrepDate: **3/4/2006 9:45:00 AM**				Analyst: **BC**	
1,2-Dibromo-3-chloropropane	0.0055	U	0.0055	0.020	µg/L	1	03/07/06 02:31	34243
Ethylene Dibromide	0.0099	U	0.0099	0.010	µg/L	1	03/07/06 02:31	34243
Surr: 4-Bromofluorobenzene	98.2		0	60-140	%REC	1	03/07/06 02:31	34243
8260: VOLATILE ORGANIC COMPOUNDS		**SW8260**	PrepDate: **3/7/2006**				Analyst: **JN**	
Acetone	3.7	U	3.7	10	µg/L	1	03/07/06 13:21	34360
Acrylonitrile	2.2	U	2.2	10	µg/L	1	03/07/06 13:21	34360
Benzene	0.23	U	0.23	1.0	µg/L	1	03/07/06 13:21	34360
Bromochloromethane	0.21	U	0.21	1.0	µg/L	1	03/07/06 13:21	34360
Bromodichloromethane	0.26	U	0.26	0.60	µg/L	1	03/07/06 13:21	34360
Bromoform	0.28	U	0.28	1.0	µg/L	1	03/07/06 13:21	34360
Bromomethane	0.60	U	0.60	1.0	µg/L	1	03/07/06 13:21	34360
2-Butanone	1.8	U	1.8	10	µg/L	1	03/07/06 13:21	34360
Carbon disulfide	0.49	U	0.49	1.0	µg/L	1	03/07/06 13:21	34360
Carbon tetrachloride	0.29	U	0.29	1.0	µg/L	1	03/07/06 13:21	34360
Chlorobenzene	0.15	U	0.15	1.0	µg/L	1	03/07/06 13:21	34360
Chloroethane	0.51	U	0.51	1.0	µg/L	1	03/07/06 13:21	34360
Chloroform	0.23	U	0.23	1.0	µg/L	1	03/07/06 13:21	34360

Data Qualifier Code Key:
I Analyte detected below quantitation limits
U Not Detected Above the MDL

ELAB, Inc. 8 East Tower Cr., Ormond Beach, FL 32174-8759 **Date:** *13-Mar-06*

Analytical Report

CLIENT: Pasco County Environmental Laboratory
Lab Order: F06030112
Project: Resource Recovery
Lab ID: F06030112-006

Client Sample ID: 2MW19
Collection Date: 2/23/2006 10:40:00 AM
Sample Description:
Matrix: Groundwater

Analyses	Result	Qual	MDL	RL	Units	DF	Date Analyzed	Batch ID
8260: VOLATILE ORGANIC COMPOUNDS		**SW8260**	PrepDate: **3/7/2006**				Analyst: **JN**	
Chloromethane	0.50	U	0.50	1.0	µg/L	1	03/07/06 13:21	34360
Dibromochloromethane	0.19	U	0.19	0.50	µg/L	1	03/07/06 13:21	34360
Dibromomethane	0.30	U	0.30	1.0	µg/L	1	03/07/06 13:21	34360
trans-1,4-Dichloro-2-butene	0.64	U	0.64	10	µg/L	1	03/07/06 13:21	34360
1,2-Dichlorobenzene	0.19	U	0.19	1.0	µg/L	1	03/07/06 13:21	34360
1,4-Dichlorobenzene	0.19	U	0.19	1.0	µg/L	1	03/07/06 13:21	34360
1,1-Dichloroethane	0.26	U	0.26	1.0	µg/L	1	03/07/06 13:21	34360
1,2-Dichloroethane	0.19	U	0.19	1.0	µg/L	1	03/07/06 13:21	34360
1,1-Dichloroethene	0.40	U	0.40	1.0	µg/L	1	03/07/06 13:21	34360
cis-1,2-Dichloroethene	0.17	U	0.17	1.0	µg/L	1	03/07/06 13:21	34360
trans-1,2-Dichloroethene	0.17	U	0.17	1.0	µg/L	1	03/07/06 13:21	34360
1,2-Dichloropropane	0.33	U	0.33	1.0	µg/L	1	03/07/06 13:21	34360
cis-1,3-Dichloropropene	0.23	U	0.23	0.50	µg/L	1	03/07/06 13:21	34360
trans-1,3-Dichloropropene	0.25	U	0.25	0.50	µg/L	1	03/07/06 13:21	34360
Ethylbenzene	0.20	U	0.20	1.0	µg/L	1	03/07/06 13:21	34360
2-Hexanone	0.28	U	0.28	10	µg/L	1	03/07/06 13:21	34360
Iodomethane	0.52	U	0.52	1.0	µg/L	1	03/07/06 13:21	34360
4-Methyl-2-pentanone	0.26	U	0.26	10	µg/L	1	03/07/06 13:21	34360
Methylene chloride	2.0	U	2.0	5.0	µg/L	1	03/07/06 13:21	34360
Styrene	0.12	U	0.12	1.0	µg/L	1	03/07/06 13:21	34360
1,1,1,2-Tetrachloroethane	0.24	U	0.24	1.0	µg/L	1	03/07/06 13:21	34360
1,1,2,2-Tetrachloroethane	0.44	U	0.44	0.50	µg/L	1	03/07/06 13:21	34360
Tetrachloroethene	0.17	U	0.17	1.0	µg/L	1	03/07/06 13:21	34360
Toluene	0.35	U	0.35	1.0	µg/L	1	03/07/06 13:21	34360
1,1,1-Trichloroethane	0.33	U	0.33	1.0	µg/L	1	03/07/06 13:21	34360
1,1,2-Trichloroethane	0.17	U	0.17	1.0	µg/L	1	03/07/06 13:21	34360
Trichloroethene	0.27	U	0.27	1.0	µg/L	1	03/07/06 13:21	34360
Trichlorofluoromethane	0.50	U	0.50	1.0	µg/L	1	03/07/06 13:21	34360
1,2,3-Trichloropropane	0.24	U	0.24	0.50	µg/L	1	03/07/06 13:21	34360
Vinyl acetate	0.46	U	0.46	2.0	µg/L	1	03/07/06 13:21	34360
Vinyl chloride	0.43	U	0.43	1.0	µg/L	1	03/07/06 13:21	34360
Xylenes, Total	0.32	U	0.32	1.0	µg/L	1	03/07/06 13:21	34360
Surr: 4-Bromofluorobenzene	93.7		0	83.5-110	%REC	1	03/07/06 13:21	34360
Surr: Dibromofluoromethane	105		0	86.3-115	%REC	1	03/07/06 13:21	34360
Surr: 1,2-Dichloroethane-d4	102		0	79-130	%REC	1	03/07/06 13:21	34360
Surr: Toluene-d8	101		0	85.3-114	%REC	1	03/07/06 13:21	34360

Data Qualifier Code Key:
I Analyte detected below quantitation limits
U Not Detected Above the MDL

PART III ANALYTICAL RESULTS

Facility GMS #: 4051C00030

Sampling Date/Time: 02/28/06 at 13:15

Test Site ID #:

Report Period: 2006 Semester I (year/quarter)

Well Name: 2MW-20D

Well Purged (Y/N): YES

Classification of Groundwater:

Well Type: ( ) Background ( ) Intermediate ( ) Compliance ( ) Other

Groundwater Elevation (NGVD): Dry

or (MSL):

Storet Code	Parameter Monitored	Sampling Method	Field Filtered Y/N	Analysis Method	Analysis Date/Time	*Analysis Results/Units		Detection Limits/Units	
000929	Sodium	Well Wiz. Ded. Mon. System	No	SM 3111B		Dry	mg/L	0.10	mg/L
001045	Iron	"	"	SM 3111B		Dry	mg/L	0.02	mg/L
071900	Mercury	"	"	SM 3112B		Dry	mg/L	0.0005	mg/L
000400	pH-Field	"	"	SM 4500H+B		Dry	Std. Units	0.01	Std. Units
000010	Temperature (Field)	"	"	SM 2550B		Dry	°C	0	°C
000095	Specific Cond. (Field)	"	"	SM 2510B		Dry	µmhos/cm	0.0	µmhos/cm
000344	D.O. (Field)	"	"	SM 45000G		Dry	mg/L	0.0	mg/L
082079	Turbidity	"	"	SM 2130B		Dry	NTU	0.01	NTU
000940	Chloride	"	"	SM 4500Cl-B		Dry	mg/L	0.47	mg/L
070300	Total Dis. Solids	"	"	SM 2540C		Dry	mg/L	17.3	mg/L
000610	Ammonia	"	"	SM 4500NH_3H		Dry	mg/L	0.08	mg/L
000620	Nitrate	"	"	SM 4500$N0_3F$		Dry	mg/L	0.03	mg/L
072020	Water Level (MSL)	"	"			Dry	Feet		Feet
900216	Color	"	"	SM 2120B		Dry	PCU	0.0	PCU

*Attach Laboratory Reports

mo/mlfil070418(5)

ELAB, Inc. 8 East Tower Cr., Ormond Beach, FL 32174-8759 **Date:** *09-Mar-06*

Analytical Report

CLIENT: Pasco County Environmental Laboratory
Lab Order: F06021173
Project: Resource Recovery
Lab ID: F06021173-005

Client Sample ID: Trip Blank
Collection Date: 2/22/2006
Sample Description:
Matrix: Groundwater

Analyses	Result	Qual	MDL	RL	Units	DF	Date Analyzed	Batch ID
8260: VOLATILE ORGANIC COMPOUNDS		**SW8260**	PrepDate:	**3/6/2006**			Analyst: **JN**	
Acetonitrile	3.7	U	3.7	10	µg/L	1	03/06/06 18:10	34330
Allyl chloride	0.39	U	0.39	1.0	µg/L	1	03/06/06 18:10	34330
Bromobenzene	0.26	U	0.26	1.0	µg/L	1	03/06/06 18:10	34330
Bromodichloromethane	0.26	U	0.26	0.60	µg/L	1	03/06/06 18:10	34330
Bromoform	0.28	U	0.28	1.0	µg/L	1	03/06/06 18:10	34330
Bromomethane	0.60	U	0.60	1.0	µg/L	1	03/06/06 18:10	34330
2-Butanone	1.8	U	1.8	10	µg/L	1	03/06/06 18:10	34330
n-Butylbenzene	0.22	U	0.22	1.0	µg/L	1	03/06/06 18:10	34330
Carbon tetrachloride	0.29	U	0.29	1.0	µg/L	1	03/06/06 18:10	34330
Chlorobenzene	0.15	U	0.15	1.0	µg/L	1	03/06/06 18:10	34330
Chloroethane	0.51	U	0.51	1.0	µg/L	1	03/06/06 18:10	34330
2-Chloroethyl vinyl ether	0.17	U	0.17	1.0	µg/L	1	03/06/06 18:10	34330
Chloromethane	0.50	U	0.50	1.0	µg/L	1	03/06/06 18:10	34330
Chloroprene	0.33	U	0.33	1.0	µg/L	1	03/06/06 18:10	34330
Dibromomethane	0.30	U	0.30	1.0	µg/L	1	03/06/06 18:10	34330
1,2-Dichlorobenzene	0.19	U	0.19	1.0	µg/L	1	03/06/06 18:10	34330
1,3-Dichlorobenzene	0.18	U	0.18	1.0	µg/L	1	03/06/06 18:10	34330
1,4-Dichlorobenzene	0.19	U	0.19	1.0	µg/L	1	03/06/06 18:10	34330
1,1-Dichloroethane	0.26	U	0.26	1.0	µg/L	1	03/06/06 18:10	34330
1,2-Dichloroethene, Total	0.17	U	0.17	1.0	µg/L	1	03/06/06 18:10	34330
1,1-Dichloroethene	0.40	U	0.40	1.0	µg/L	1	03/06/06 18:10	34330
trans-1,2-Dichloroethene	0.17	U	0.17	1.0	µg/L	1	03/06/06 18:10	34330
1,2-Dichloropropane	0.33	U	0.33	1.0	µg/L	1	03/06/06 18:10	34330
1,3-Dichloropropane	0.24	U	0.24	1.0	µg/L	1	03/06/06 18:10	34330
2,2-Dichloropropane	0.55	U	0.55	1.0	µg/L	1	03/06/06 18:10	34330
1,4-Dioxane	24	U	24	100	µg/L	1	03/06/06 18:10	34330
Ethanol	21	U	21	40	µg/L	1	03/06/06 18:10	34330
2-Hexanone	0.28	U	0.28	10	µg/L	1	03/06/06 18:10	34330
Isobutyl Alcohol	7.9	U	7.9	20	µg/L	1	03/06/06 18:10	34330
Isopropylbenzene	0.64	U	0.64	1.0	µg/L	1	03/06/06 18:10	34330
Pentachloroethane	0.51	U	0.51	5.0	µg/L	1	03/06/06 18:10	34330
n-Propylbenzene	0.26	U	0.26	1.0	µg/L	1	03/06/06 18:10	34330
Toluene	2.2		0.35	1.0	µg/L	1	03/06/06 18:10	34330
Total VOCs	0	U	0		µg/L	1	03/06/06 18:10	34330
1,1,2-Trichloro-1,2,2-trifluoroethane	0.43	U	0.43	1.0	µg/L	1	03/06/06 18:10	34330
1,2,3-Trichlorobenzene	0.46	U	0.46	1.0	µg/L	1	03/06/06 18:10	34330

Data Qualifier Code Key:
I Analyte detected below quantitation limits
U Not Detected Above the MDL

ELAB, Inc. 8 East Tower Cr., Ormond Beach, FL 32174-8759 **Date:** *09-Mar-06*

Analytical Report

CLIENT: Pasco County Environmental Laboratory
Lab Order: F06021173
Project: Resource Recovery
Lab ID: F06021173-005

Client Sample ID: Trip Blank
Collection Date: 2/22/2006
Sample Description:
Matrix: Groundwater

Analyses	Result	Qual	MDL	RL	Units	DF	Date Analyzed	Batch ID
8260: VOLATILE ORGANIC COMPOUNDS		**SW8260**	PrepDate:	**3/6/2006**			Analyst: **JN**	
1,2,4-Trichlorobenzene	0.32	U	0.32	1.0	µg/L	1	03/06/06 18:10	34330
1,2,3-Trichloropropane	0.24	U	0.24	0.50	µg/L	1	03/06/06 18:10	34330
1,2,4-Trimethylbenzene	0.54	U	0.54	1.0	µg/L	1	03/06/06 18:10	34330
1,3,5-Trimethylbenzene	0.24	U	0.24	1.0	µg/L	1	03/06/06 18:10	34330
Vinyl acetate	0.46	U	0.46	2.0	µg/L	1	03/06/06 18:10	34330
Vinyl chloride	0.43	U	0.43	1.0	µg/L	1	03/06/06 18:10	34330
Xylenes, Total	1.8		0.32	1.0	µg/L	1	03/06/06 18:10	34330
Surr: 4-Bromofluorobenzene	94.6		0	83.5-110	%REC	1	03/06/06 18:10	34330
Surr: Dibromofluoromethane	105		0	86.3-115	%REC	1	03/06/06 18:10	34330
Surr: 1,2-Dichloroethane-d4	109		0	79-130	%REC	1	03/06/06 18:10	34330
Surr: Toluene-d8	104		0	85.3-114	%REC	1	03/06/06 18:10	34330

Data Qualifier Code Key:
I Analyte detected below quantitation limits
U Not Detected Above the MDL

ELAB, Inc. 8 East Tower Cr., Ormond Beach, FL 32174-8759 **Date:** *13-Mar-06*

Analytical Report

CLIENT: Pasco County Environmental Laboratory
Lab Order: F06030117
Project: Resource Recovery
Lab ID: F06030117-003

Client Sample ID: Trip Blank
Collection Date: 2/27/2006
Sample Description:
Matrix: Groundwater

Analyses	Result	Qual	MDL	RL	Units	DF	Date Analyzed	Batch ID
8260: VOLATILE ORGANIC COMPOUNDS		**SW8260**	PrepDate:	**3/7/2006**			Analyst: **JN**	
Acetonitrile	3.7	U	3.7	10	µg/L	1	03/07/06 17:22	34360
Allyl chloride	0.39	U	0.39	1.0	µg/L	1	03/07/06 17:22	34360
Bromobenzene	0.26	U	0.26	1.0	µg/L	1	03/07/06 17:22	34360
Bromodichloromethane	0.26	U	0.26	0.60	µg/L	1	03/07/06 17:22	34360
Bromoform	0.28	U	0.28	1.0	µg/L	1	03/07/06 17:22	34360
Bromomethane	0.60	U	0.60	1.0	µg/L	1	03/07/06 17:22	34360
2-Butanone	1.8	U	1.8	10	µg/L	1	03/07/06 17:22	34360
n-Butylbenzene	0.22	U	0.22	1.0	µg/L	1	03/07/06 17:22	34360
Carbon tetrachloride	0.29	U	0.29	1.0	µg/L	1	03/07/06 17:22	34360
Chlorobenzene	0.15	U	0.15	1.0	µg/L	1	03/07/06 17:22	34360
Chloroethane	0.51	U	0.51	1.0	µg/L	1	03/07/06 17:22	34360
2-Chloroethyl vinyl ether	0.17	U	0.17	1.0	µg/L	1	03/07/06 17:22	34360
Chloromethane	0.50	U	0.50	1.0	µg/L	1	03/07/06 17:22	34360
Chloroprene	0.33	U	0.33	1.0	µg/L	1	03/07/06 17:22	34360
Dibromomethane	0.30	U	0.30	1.0	µg/L	1	03/07/06 17:22	34360
1,2-Dichlorobenzene	0.19	U	0.19	1.0	µg/L	1	03/07/06 17:22	34360
1,3-Dichlorobenzene	0.18	U	0.18	1.0	µg/L	1	03/07/06 17:22	34360
1,4-Dichlorobenzene	0.19	U	0.19	1.0	µg/L	1	03/07/06 17:22	34360
1,1-Dichloroethane	0.26	U	0.26	1.0	µg/L	1	03/07/06 17:22	34360
1,2-Dichloroethene, Total	0.17	U	0.17	1.0	µg/L	1	03/07/06 17:22	34360
1,1-Dichloroethene	0.40	U	0.40	1.0	µg/L	1	03/07/06 17:22	34360
trans-1,2-Dichloroethene	0.17	U	0.17	1.0	µg/L	1	03/07/06 17:22	34360
1,2-Dichloropropane	0.33	U	0.33	1.0	µg/L	1	03/07/06 17:22	34360
1,3-Dichloropropane	0.24	U	0.24	1.0	µg/L	1	03/07/06 17:22	34360
2,2-Dichloropropane	0.55	U	0.55	1.0	µg/L	1	03/07/06 17:22	34360
1,4-Dioxane	24	U	24	100	µg/L	1	03/07/06 17:22	34360
Ethanol	21	U	21	40	µg/L	1	03/07/06 17:22	34360
2-Hexanone	0.28	U	0.28	10	µg/L	1	03/07/06 17:22	34360
Isobutyl Alcohol	7.9	U	7.9	20	µg/L	1	03/07/06 17:22	34360
Isopropylbenzene	0.64	U	0.64	1.0	µg/L	1	03/07/06 17:22	34360
Pentachloroethane	0.51	U	0.51	5.0	µg/L	1	03/07/06 17:22	34360
n-Propylbenzene	0.26	U	0.26	1.0	µg/L	1	03/07/06 17:22	34360
Toluene	0.35	U	0.35	1.0	µg/L	1	03/07/06 17:22	34360
Total VOCs	0	U	0		µg/L	1	03/07/06 17:22	34360
1,1,2-Trichloro-1,2,2-trifluoroethane	0.43	U	0.43	1.0	µg/L	1	03/07/06 17:22	34360
1,2,3-Trichlorobenzene	0.46	U	0.46	1.0	µg/L	1	03/07/06 17:22	34360

Data Qualifier Code Key:
I Analyte detected below quantitation limits
V Analyte detected in the associated Method Blank
U Not Detected Above the MDL

ELAB, Inc. 8 East Tower Cr., Ormond Beach, FL 32174-8759 **Date:** *13-Mar-06*

Analytical Report

CLIENT: Pasco County Environmental Laboratory
Lab Order: F06030117
Project: Resource Recovery
Lab ID: F06030117-003

Client Sample ID: Trip Blank
Collection Date: 2/27/2006
Sample Description:
Matrix: Groundwater

Analyses	Result	Qual	MDL	RL	Units	DF	Date Analyzed	Batch ID
8260: VOLATILE ORGANIC COMPOUNDS		**SW8260**	PrepDate:	**3/7/2006**			Analyst: **JN**	
1,2,4-Trichlorobenzene	0.32	U	0.32	1.0	µg/L	1	03/07/06 17:22	34360
1,2,3-Trichloropropane	0.24	U	0.24	0.50	µg/L	1	03/07/06 17:22	34360
1,2,4-Trimethylbenzene	0.54	U	0.54	1.0	µg/L	1	03/07/06 17:22	34360
1,3,5-Trimethylbenzene	0.24	U	0.24	1.0	µg/L	1	03/07/06 17:22	34360
Vinyl acetate	0.46	U	0.46	2.0	µg/L	1	03/07/06 17:22	34360
Vinyl chloride	0.43	U	0.43	1.0	µg/L	1	03/07/06 17:22	34360
Xylenes, Total	0.32	U	0.32	1.0	µg/L	1	03/07/06 17:22	34360
Surr: 4-Bromofluorobenzene	94.6		0	83.5-110	%REC	1	03/07/06 17:22	34360
Surr: Dibromofluoromethane	96.8		0	86.3-115	%REC	1	03/07/06 17:22	34360
Surr: 1,2-Dichloroethane-d4	99.6		0	79-130	%REC	1	03/07/06 17:22	34360
Surr: Toluene-d8	94.9		0	85.3-114	%REC	1	03/07/06 17:22	34360

Data Qualifier Code Key:

I Analyte detected below quantitation limits
V Analyte detected in the associated Method Blank
U Not Detected Above the MDL

Year 2006 Quarter III

WELL DATA						FIELD MEASUREMENTS					LABORATORY MEASUREMENTS									ANALYST CSC
WELL ID	DATE D-M	TIME 24hr	T.O.P. ELEV.	H20 LEVEL '	H20 LVL N.G.V.D.	PH	TEMP	COND	D.O.	TURB FIELD	CL	TDS	NH3	NO3	FE+	HG	NA	COLOR	40 CFR PT. 258	SAMPLE #
2MW1	2-Oct	1325	49.95	DRY	DRY														☐ APP.I ☐ APP.II	AA74787
4MW1	2-Oct	1437	50.34	18.19	32.15	7.74	25.70	872	0.48	2.4	181	574	0.83	0.29	0.02	<0.0005	89.00	Clear	☐ APP.I ☐ APP.II	AA74788
2MW2	2-Oct	1118	56.41	24.08	32.33	5.98	26.00	67	7.20	3.5	3.27	56	0.73	4.29	0.01	<0.0005	3.41	Clear	☑ APP.I ☐ APP.II	AA74789
4MW2	2-Oct	1124	56.11	24.45	31.66	8.03	24.80	180	1.85	3.3	3.11	120	0.1	3.49	0.02	<0.0005	3.67	Clear	☑ APP.I ☐ APP.II	AA74790
2MW4	2-Oct	1155	54.77	DRY	DRY														☐ APP.I ☐ APP.II	AA74791
4MW4	2-Oct	1258	50.81	26.03	24.78	7.89	26.00	314	2.67	4.5	9.05	196	0.25	<0.02	0.03	<0.0005	5.30	Clear	☑ APP.I ☐ APP.II	AA74792
2MW5	3-Oct	1300	49.17	DRY	DRY														☐ APP.I ☐ APP.II	AA74920
4MW5	3-Oct	1414	49.06	23.33	25.73	7.20	25.40	558	2.00	0.0	88.90	86	6.86	0.74	0.02	<0.0005	26.5	Clear	☑ APP.I ☐ APP.II	AA74921
2MW6	3-Oct	940	56.11	DRY	DRY														☐ APP.I ☐ APP.II	AA74922
4MW6	3-Oct	1235	55.93	27.15	28.78	7.80	24.80	140	5.15	0.0	12.30	436	1.86	1.44	0.01	<0.0005	3.71	Clear	☑ APP.I ☐ APP.II	AA74923
4MW-11D	4-Oct	926	65.00	36.48	28.52	7.17	24.40	275	2.44	0.0	6.30	148	0.12	0.35	0.01	<0.0005	4.24	Clear	☑ APP.I ☐ APP.II	AA75002
4MW-12D	4-Oct	1101	55.03	27.16	27.87	6.98	25.70	454	0.60	0.0	30.0	286	0.09	<0.02	0.01	<0.0005	6.52	Clear	☑ APP.I ☐ APP.II	AA75003
2MW-13D	3-Oct	1245	52.39	DRY	DRY														☐ APP.I ☐ APP.II	AA74924
4MW-13D	4-Oct	1129	54.04	26.58	27.46	7.07	26.40	458	0.50	0.0	45.1	306	306	<0.02	0.03	<0.0005	10.70	Clear	☑ APP.I ☐ APP.II	AA75004
4MW-14D	4-Oct	1241	52.00	23.69	28.31	7.49	26.50	411	1.60	0.0	46.2	278	0.10	0.22	0.02	<0.0005	12.90	Clear	☑ APP.I ☐ APP.II	AA75005
2MW-15D	5-Oct	1320	54.71	23.93	30.78	7.43	26.00	235	1.40	0.5	7.26	154	0.12	<0.02	0.1	<0.0005	4.36	Cloudy	☑ APP.I ☐ APP.II	AA75072
2MW-17S	5-Oct	1030	53.42	28.50	24.92	5.93	25.50	231	2.00	0.0	4.07	174	0.70	3.89	0.04	<0.0005	2.70	Clear	☑ APP.I ☐ APP.II	AA75703
2MW-18D	5-Oct	1106	52.75	27.98	24.77	7.01	25.40	401	1.78	0.0	23.5	288	0.47	3.39	0.04	<0.0005	8.13	Clear	☑ APP.I ☐ APP.II	AA75704
2MW-19D	5-Oct	1200	52.25	26.74	25.51	7.37	25.60	349	2.24	0.0	21.9	264	0.09	0.29	0.02	<0.0005	7.04	Clear	☑ APP.I ☐ APP.II	AA75705
2MW-20D	5-Oct	1243	53.44	23.75	29.69	7.41	26.00	424	1.90	28.7	47	318	0.22	0.41	0.16	<0.0005	17.9	Cloudy	☑ APP.I ☐ APP.II	AA75706

RESOURCE RECOVERY

FROM : PASCO_COUNTY_ENVIR_LAB PHONE NO. : 727 847 8112 Oct. 27 2006 03:37PM P2

Oct. 27 2006 03:39PM P3

PHONE NO. : 727 847 8112

FROM : PASCO_COUNTY_ENVIR_LAB

WELL DATA						FIELD MEASUREMENT														LAB DATA
WELL ID	DATE	TIME	T.O.P.	H20	H20 LVL	PH	TEMP	COND	D.O.	TURB	COLOR	CL	TDS	SO4	NH3	NO3	FE	HG	NA	SAMPLE #
	D-M	24hr	ELEV.	LEVEL'	N.G.V.D.					FIELD	OBS									
2MW3A	28-Sep	1235		DRY	DRY															AA74644
4MW3A	28-Sep	1356	54.00	26.48	27.52	7.61	24.10	361	0.84	4.0	CLEAR	23.5	216		0.25	<0.02	0.18	<0.0005	8.68	AA74645
2MW7	28-Sep	928	51.38	DRY	DRY															AA74646
4MW7	28-Sep	1045	50.38	23.86	26.52	7.63	23.40	287	1.97	5.8	CLEAR	13.5	186		0.41	<0.02	0.14	<0.0005	4.02	AA74647
2MW8	28-Sep	1100	52.16	DRY	DRY															AA74648
4MW8	28-Sep	1122	51.50	23.06	28.44	7.61	23.40	306	0.90	4.3	CLEAR	8.57	178		0.56	0.44	0.01	<0.0005	3.91	AA74649
2MW9	28-Sep	1135	51.30	DRY	DRY															AA74650
4MW9	28-Sep	1225	51.88	25.79	26.09	7.59	24.30	361	0.77	3.5	CLEAR	25.5	232		0.38	0.68	0.01	<0.0005	6.04	AA74651
2MW10	28-Sep	1126	53.38	DRY	DRY															AA74652

WEST PASCO CLASS III LANDFILL

2MW3A	☐ APP.I	☐ APP.II
4MW3A	☑ APP.I	☐ APP.II
2MW7	☐ APP.I	☐ APP.II
4MW7	☑ APP.I	☐ APP.II
2MW8	☐ APP.I	☐ APP.II
4MW8	☑ APP.I	☐ APP.II
2MW9	☐ APP.I	☐ APP.II
4MW9	☑ APP.I	☐ APP.II
4MW10	☐ APP.I	☐ APP.II