

# **OPERATIONS PLAN FOR HARDEE COUNTY LANDFILL**

**Prepared for:**

Hardee County  
Board of County Commissioners  
412 West Orange Street  
Wauchula, Florida 33873

*ORIGINAL*

**Prepared by:**

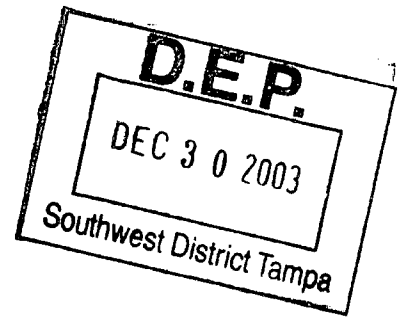
SCS Engineers  
3012 U.S. Highway 301 North  
Suite 700  
Tampa, Florida 33619  
(813) 621-0080



INCLUDES REPLACEMENT PAGES  
RECEIVED JANUARY 29, 2004 and  
OPERATIONS DRAWINGS RECEIVED  
FEBRUARY 23, 2004



December 24, 2003  
File No. 09199033.08



**OPERATIONS PLAN  
FOR  
HARDEE COUNTY LANDFILL**

**Prepared for:**

Hardee County  
Solid Waste Department  
685 Airport Road  
Wauchula, Florida  
863-773-5089

**Prepared by:**

SCS Engineers  
3012 U.S. Highway 301 North, Suite 700  
Tampa, Florida 33619  
(813) 621-0080

Florida Certificate of Authorization  
No. 00004892

File No. 09199033.08  
December 24, 2003



## TABLE OF CONTENTS

<u>Section</u>	<u>Page</u>
L.1 Background Information.....	L-1
L.1.a Scalehouse and Administrative Offices.....	L-1
L.1.b Class I Landfill .....	L-2
L.1.c C&D Debris Disposal Area (Closed) .....	L-2
L.1.d MRF Facility.....	L-2
L.1.e Waste Tire Facility .....	L-3
L.1.f Yard Trash Processing Area .....	L-3
L.1.g Scrap Metal and White Goods Storage Site .....	L-4
L.1.h Household Hazardous Waste Collection Center .....	L-4
L.1.i Maintenance Building.....	L-5
L.1.j Borrow Area .....	L-5
L.2 Landfill Operations Plan.....	L-6
L.2.a Personnel Documentation and Training .....	L-6
L.2.b Designation of Responsible Operating and Maintenance Personnel .....	L-6
L.2.c Contingency Operations .....	L-7
L.2.c.1 Equipment.....	L-7
L.2.c.2 Accidental Liquid Spills .....	L-7
L.2.c.3 Handling of Hazardous Waste Materials .....	L-7
L.2.c.4 Fires .....	L-8
L.2.c.5 Landfill Shutdown .....	L-9
L.2.c.6 Natural Disasters.....	L-9
L.2.c.7 Emergency Contacts .....	L-9
L.2.d Controlling Types of Waste Received.....	L-9
L.2.d.1 Unacceptable Wastes.....	L-10
L.2.d.2 Asbestos.....	L-11
L.2.d.3 Contaminated Soils.....	L-11
L.2.d.4 Used Oil.....	L-11
L.2.d.5 Liquid Restrictions .....	L-12
L.2.d.6 Other Special Waste .....	L-12
L.2.d.7 Yard Trash and Clean Wood .....	L-14
L.2.d.8 Biomedical.....	L-14
L.2.d.9 Procedures for Handling Unacceptable or Improperly Placed Waste Loads.....	L-14

## TABLE OF CONTENTS (Continued)

<u>Section</u>	<u>Page</u>
L.2.e Weighing Incoming Waste .....	L-15
L.2.f Vehicle Traffic Control .....	L-15
L.2.g Method and Sequence of Filling Waste.....	L-15
L.2.h Waste Compaction and Cover Procedures .....	L-16
L.2.i Operations of Gas, Leachate, and Stormwater Controls.....	L-16
L.2.i.1 Landfill Monitoring Locations .....	L-16
L.2.i.2 Title V Applicability.....	L-17
L.2.j Water Quality Monitoring .....	L-17
L.2.k Maintaining and Cleaning the Leachate Collection System .....	L-17
L.3 Landfill Operating Record.....	L-18
L.4 Waste Records .....	L-18
L.5 Methods of Access Control .....	L-19
L.6 Load Checking Program .....	L-19
L.7 Waste Spreading and Compaction Procedures .....	L-20
L.7.a Waste Layer Thickness and Compaction Frequencies .....	L-20
L.7.b First Layer of Waste .....	L-21
L.7.c Slopes of Cell Working Face, Side Grades, and Lift Depths .....	L-21
L.7.d Maximum Width of Working Face .....	L-21
L.7.e Initial Cover Type.....	L-22
L.7.f Initial Cover Application Procedures .....	L-22
L.7.g Intermediate Cover Application Procedures.....	L-22
L.7.h Final Cover Application Time Frame.....	L-23
L.7.i Controlling Scavenging and Salvaging .....	L-24
L.7.j Litter Policing Methods .....	L-24
L.7.k Erosion Control Procedures.....	L-24
L.8 Leachate Management Procedures .....	L-24
L.8.a Leachate Level Monitoring, Sampling, Analysis, and Data Results .....	L-24
L.8.a.1 Leveling.....	L-25
L.8.a.2 Sampling, Analysis, and Results .....	L-25
L.8.b Operation and Maintenance of Leachate Collection and Removal System....	L-26
L.8.c Procedures for Managing Leachate if Regulated as Hazardous Waste .....	L-28
L.8.d Off-Site Leachate Treatment Agreements .....	L-28



## TABLE OF CONTENTS (Continued)

<u>Section</u>	<u>Page</u>
L.8.e Contingency Plan for Managing Leachate.....	L-28
L.8.f Procedures for Recording Quantities of Leachate Generation .....	L-28
L.8.g Procedures for Comparing Precipitation with Leachate Generation Rates ....	L-29
L.8.h Procedures for Cleaning and Inspecting the Leachate Collection System.....	L-29
L.9 Routine Gas Monitoring Program .....	L-29
L.10 Stormwater Management System Operation And Maintenance.....	L-31
L.11 Equipment And Operation Feature Requirements.....	L-33
L.11.a Sufficient Equipment for Operations.....	L-33
L.11.b Reserve Equipment.....	L-33
L.11.c Communication Equipment and Shelter.....	L-33
L.11.d Dust Control Methods .....	L-34
L.11.e. Fire Protection .....	L-34
L.11.f Litter Control Devices .....	L-34
L.11.g Signs .....	L-34
L.12 Site Access Roads.....	L-34
L.13 Additional Record Keeping and Reporting Requirements .....	L-35
L.13.a Records for Development of Permit Applications .....	L-35
L.13.b Copies of Reports Maintained for 10 Years .....	L-35
L.13.c Annual Estimates of Remaining Life .....	L-35
L.13.d Archiving and Record Retrieval .....	L-35

## **TABLE OF CONTENTS (Continued)**

### **Appendices**

A	Operations Drawings (Reduced Size)
B	Waste Hauler Agreement
C	Training Courses
D	Contingency Equipment
E	Fire Contingency Operation Plan
F	Waste Facility Contact List
G	Policy for Asbestos Waste Disposal
H	Contaminated Soil Acceptance Criteria
I	Household Sharps Collection Program Operating Procedures
J	Waste Quantity Form
K	Hardee County Landfill Monitoring Locations
L	Agreement between City of Wauchula Municipal Wastewater Treatment Plant and Hardee County Landfill
M	Random Load Inspection Form
N	Leachate Leveling Form
O	Leachate Management Record Keeping Forms
P	Gas Monitoring Form

### **Figures**

Figure 1 – Yard Trash Processing Area

## SECTION L

### OPERATIONS PLAN

#### L.1 BACKGROUND INFORMATION

The Hardee County (County) Landfill facility is located east of the City of Wauchula on Airport Road. This Operations Plan addresses the regulatory requirements for the operation of the Class I facility and ancillary operations on the site, other than the Materials Recovery Facility (MRF) and the Waste Tire Facility. The MRF operates under separate permit conditions that are currently outlined in Permit No. 126620-001-SO. The Waste Tire Facility operates under a separate permit conditions that are currently outlined in Permit No. 129318-002-WT. This landfill Operations Plan will be kept at the administrative offices and shall be accessible to landfill operators. The facilities on the site include:

- Scalehouse and Administrative offices,
- Class I Landfill and Leachate Storage Tanks,
- Construction and Demolition (C&D) Debris disposal area (closed)
- Materials Recovery Facility (MRF),
- Waste Tire Facility,
- Yard Trash Processing Area,
- Scrap Metal Site,
- Household Hazardous Waste Collection Center,
- Maintenance Building, and
- Borrow Area

These facilities are described below and the locations are shown on the Operations Drawings contained in Appendix A. Other facilities present at the site are the County's Animal Control Kennel, located west of the MRF and the Sheriff's Target Range, located in the northeast corner of the site. This Operations Plan does not address operations plans for the Animal Control Kennel or the Sheriff's Target Range.

Normal operating hours for the Hardee County Landfill facility are Monday-Saturday 7:30 am - 5:15 pm. The Hardee County Landfill facility is closed for the following holidays; New Year Day, July 4, Labor Day, Thanksgiving Day, Christmas Day, Christmas Eve (if waste haulers are not collecting).

##### **L.1.a Scalehouse and Administrative Offices**

The scalehouse and administrative offices are located just inside the entrance to the site. All incoming vehicles must stop at the scalehouse to register. Records, reports, analytical results, and modifications to the operating plan are maintained and kept on file at the administrative offices.

#### **L.1.b Class I Landfill**

The Class I Landfill (Phase I) is located in the northwest corner of the site and comprises approximately 12.5-acres. The landfill is predominantly a bale fill type operation, with some “loose waste” disposal activities occurring during maintenance periods for the MRF or as needed to achieve the grades shown on the Operations Drawings. The majority of incoming solid waste is baled at the on-site MRF and transported to the Class I landfill for placement within the lined area for disposal. During certain periods of time, the MRF may not be operational due to planned or unplanned maintenance activities. During those periods the waste is taken directly to the lined disposal area.

#### **L.1.c C&D Debris Disposal Area (Closed)**

A closed C&D debris disposal area is located in the southwest corner of the site. This disposal area was covered with 24-inches of soil, compacted, and sloped to promote drainage. Vegetative cover was placed over the entire closed area for erosion control.

#### **L.1.d MRF Facility**

The MRF is operating under separate permit. Refer to the MRF Operations Plan for a detailed discussion on the operations and procedures. Below is a general description of the operations for the MRF as related to the operations of the landfill;

The MRF is equipped with a Harris Badger Baler. The size of bales are 31” x 46” x 61”, and has an average weight of 2150 pounds. Wastes excessively dirty and/or contaminated recyclables, non-recyclables, plastic bags and other residuals, are baled at the MRF and then transported to the Class I landfill for disposal. Dry and clean recyclable materials are picked from the waste materials and placed in separate bins for collection by the private collector for delivery to offsite recycling markets. Large items such as mattresses and other furniture, such as sofas, chairs, tables, etc. separated from the waste prior to being baled. The large items are fed into the baler separately and baled for disposal. Once the waste is baled it is transported to the Class I disposal area, via truck, for disposal.

When electronic items (e-waste), such as computers, VCRs, TVs and TV remote controls, microwaves are found in the incoming waste loads, their batteries are removed and the batteries taken to the on-site Household Hazardous Waste Collection Center. Electronic items such as TVs, computer monitors, cell phones, keyboards, and computer peripherals are separated from the waste, and taken to a covered box trailer located behind the MRF. Bids are taken from various contractors to recycle the electronic waste materials. Should e-waste glass or components be shattered or smashed into small pieces, then the debris will be collected and placed into a container and placed into storage sheds at the HHWCC. The e-waste contractor or Hazardous waste hauler will be contracted to dispose of the small e-waste debris.

#### **L.1.e Waste Tire Facility**

The Waste Tire Facility is currently operating under a separate permit. Refer to the Waste Tire Facility Operations Plan for a detailed discussion on the operations and procedures. Below is a general description of the operations for the Waste Tire Facility as related to the operations of the landfill;

Incoming waste tires and tires with rims are temporarily stored on-site in a designated area for storage of waste tires. The tires are collected by a contractor on an as-needed basis for removal from the site for processing. Per the existing permit, no more than 1,000 waste tires are to be stored at the facility. Additionally, at least 75 percent of both the waste tires and processed tires that are delivered to or are contained at the Waste Tire Facility at the beginning of each calendar year are to be removed for processing and disposal or recycled during the year. A report on the operations of the Waste Tire Facility is submitted annually to the FDEP.

#### **L.1.f Yard Trash Processing Area**

Yard trash is collected in separate loads by the waste haulers and delivered directly to the Yard Trash Processing Area. When yard trash loads arrive at the landfill, a spotter escort the loads to the area designated for yard trash processing as shown on the Operations Drawings. Loads are spread out to look for unacceptable waste materials or waste material that do not belong in the Yard Trash Processing Area (Refer to Section L.2.d for waste material designations). County personnel or contract labor will to remove plastic bags prior to pushing the yard trash into a larger pile. The plastic bags are taken to the MRF for baling.

An independent contractor processes the yard trash material on-site. The minimum frequency for processing yard trash is once every 6 months or when 3000 tons (12,000 cubic yards) are accumulated, which ever is greater. To be considered processed, material must pass a 6-inch sieve. However, logs with a diameter of 6-inches or greater may be stored for up to 12 months before being processed or removed from the area. The logs shall be separated and stored apart from other yard trash material within the area. The processed material is provided to Hardee County residents. The remaining processed yard trash will be used for stabilizing sideslopes, controlling erosion in the Class I landfill area, as an organic additive to cover soils, or as general landscaping around the Hardee County Landfill.

The Yard Trash Processing Area is operated such that a 20-foot wide, all weather, access road around the perimeter of the area will be maintained. Interior lanes will be maintained to be at least a minimum of 15 feet wide. Dust control and fire protection for the area is provided in accordance with Section L.11d and L.11.e, respectively. No part of the area that is occupied by processed or unprocessed material is more than 50 feet from access by motorized fire fighting equipment. Refer to Figure 1 for the Yard Trash Processing Area Layout.

### **L.1.g Scrap Metal and White Goods Storage Site**

When scrap metals and white goods arrive at the landfill, a spotter escort the loads to the area designated for scrap metals and white goods storage as shown on the Operations Drawings. Incoming loads of scrap metal, appliances, and white goods (with and without Freon) are segregated and temporarily stored in this area. The storage area has a stable base comprised of compacted shell to minimize rutting due to traffic. Clean, unused, recyclable metal cans are also transported to the scrap metal site for temporary storage. Propane tanks are accepted only if they are empty and the valves has been removed.

Lawnmowers are also stored at the scrap metal site. However, lawn mowers are not accepted at the facility unless any oil or gasoline has been removed prior to their delivery. If the scalehouse attendant spots a lawnmower, the attendant will question the driver concerning the gasoline and oil content of the lawnmower; if the lawnmower contains gas or oil, the scalehouse attendant will not accept it. If a lawnmower is found in a load delivered to the MRF for processing, the operating personnel inspect the lawnmower to ensure that it is free of gasoline and oil prior to taking it to the scrap metal site. Gasoline and oil, removed from lawnmowers and other yard tools, will be taken to the Household Hazardous Waste Collection Center for storage.

White goods and appliances with Freon are stored separately from the rest of the scrap pile. These items are stored in an upright position to prevent the Freon from discharging to the atmosphere. An independent contractor is hired to remove the scrap metal and white goods from the site. The contractor is required to provide certification of qualification for removal of any chloro-fluoro-hydrocarbons (i.e., Freon or CFCs) from the white goods. Up to 400 tons of scrap metal and white goods (a maximum of 200 individual pieces of white goods) can be stored in this area. The minimum frequency for scrap metal and white good removal is 12 months.

### **L.1.h Household Hazardous Waste Collection Center**

A Household Hazardous Waste Collection Center (HHWCC) is located southeast of the MRF. The HHWCC is comprised of a roofed building with a curb in order to promote spill containment. The HHWCC is used for the temporary storage of special wastes such as used oil, paint, lead acid batteries, florescent lightbulbs, and household hazardous wastes. Used oil is consolidated into two double-walled oil storage tanks. Lead acid batteries are stacked three high on pallets, with cardboard placed between each layer, and then shrink wrapped when pallets are full. Private contractors are hired for the removal of the special wastes such as the used oil, paint, lead acid batteries, and fluorescent light bulbs. The maximum onsite storage and frequency for removing these recyclable from the site is as follows:

- Used oil (up to 700 gallons) is removed monthly,
- Paints (up to 100 gallons) removed quarterly,
- Batteries (up two 140 batteries) removed quarterly,
- Light bulbs (Up to 400) are to be removed at least every 6 months, and

- Household Hazardous Waste (up to 50 gallons and 250 pound bags of chemicals) to be removed quarterly.

Household hazardous waste is defined as discarded, small quantity residential waste (less than 220 lbs.) which is either listed by the U.S. Environmental Protection Agency (EPA) in its hazardous waste regulations or exhibits one of the four (4) following hazardous characteristics:

- Ignitability - It may catch fire.
- Corrosivity - It can damage other materials (including human tissue) on contact.
- Reactivity - It reacts violently with water and may catch fire or explode.
- Toxicity - It may cause illness or health problems if handled incorrectly.

Amnesty days are held four times per year in which residents can deliver their household hazardous wastes (including cans of paint) at no charge. The contractor removes these wastes from the site that same day. Only empty dried out paint cans are accepted throughout the year. If a can of paint or a propane tank with a valve is found by landfill personnel it is taken to the Household Hazardous Waste Collection Center for temporary storage in hazardous waste storage sheds until removed from the site by the qualified contractor. The HHWCC is also used to temporarily hold any unacceptable wastes found at any of the other on-site disposal or storage areas. Currently, Clean Harbors is contracted to remove and properly dispose of the household hazardous wastes. The Household Hazardous Waste Haulers Agreement is contained in Appendix B.

#### **L.1.i Maintenance Building**

The onsite maintenance building is within the southeast corner of the lined area of the Class I landfill. Routine maintenance and inspection of landfill equipment is performed in this building. Fuel for the landfill equipment is pumped from a fuel tank, with a containment wall, located immediately adjacent to the maintenance building. Fuel and fluids (engine oil, transmission oil, hydraulic oil, or radiator fluid) are added to the equipment in the maintenance building as needed. If repairs on the equipment are necessary, the equipment is sent to the County's central maintenance shop, located off-site, or to the dealer's authorized maintenance facility.

#### **L.1.j Borrow Area**

A borrow area is located northwest of the MRF. The County utilizes this on-site borrow area as well as contracting with off-site borrow pits for cover material. County personnel conduct portions of the excavation with the dozer and loader. If offsite borrow material is needed for additional cover soils or for other operational uses, then contracted independent contractor will haul in soils.



## **L.2 LANDFILL OPERATIONS PLAN**

### **L.2.a Personnel Documentation and Training**

In accordance with Rule 62-701.500(1), Florida Administrative Code (F.A.C.), key supervisory staff has received Landfill Operator Certification training.

A State-certified Landfill Operator will be on site when waste is received for disposal, and a trained spotter is on site during all times when waste is deposited at the landfill working face to detect any unacceptable wastes. In addition, the equipment operators have sufficient training and knowledge to move waste and soil, and to develop the site in accordance with the design and operational standards.

The following staff positions, along with the names of the current staff, are designated for the landfill operation.

- Solid Waste Director - - Janice Williamson
- Executive Assistant - Teresa Carver
- MRF Operator - Jerry Hutto, Landfill Operator, Spotter
- MRF/Landfill Spotter – Chris Whitters, Spotter
- MRF/Landfill Spotter - Moises Serrano, Spotter
- Heavy Equipment Operator, Donald Albritton, Spotter
- Heavy Equipment Operator, Steve Strickland, Landfill Operator/Spotter
- Leachate Tanker Driver – Ed Pearce - Spotter
- Weighmaster - Joe Roman

Operator training includes a 24-hour course and 16 hours of continuing education every three years. Spotter training includes an 8-hour course and 4 hours of continuing education every three years. Operator and Spotter training courses will be attended as offered by the University of Florida Center for Training, Research and Education for Environmental Occupations (TREEO) and through other FDEP approved sources. A listing of TREEO training courses and schedule is available at [www.treeo.ufl.edu](http://www.treeo.ufl.edu) and as presented in Appendix C of this Operations Plan.

### **L.2.b Designation of Responsible Operating and Maintenance Personnel**

The currently designated person responsible for operations and maintenance at the Hardee County Landfill is:

Ms. Janice Williamson,  
Solid Waste Director  
Hardee County Solid Waste Department  
685 Airport Road  
Wauchula, FL 33873  
Phone: (863) 773-5089

Any inquiries concerning the management and operation of the Hardee County Landfill facility should be submitted to the solid waste director's attention.

### **L.2.c Contingency Operations**

#### **L.2.c.1 Equipment--**

There is sufficient equipment on-site so that landfill operations would not cease in the event of an equipment failure. If the MRF ceases to operate, the waste will be disposed of as loose waste in the disposal area of the landfill.

The County budgeted enough funds for one month's leasing or rental of heavy equipment for contingency purposes. The contingency equipment type and source is located in Appendix D. Equipment from the Hardee County Public Works Road and Bridge Section is available to the Solid Waste Department for use during an emergency. In addition, the County has developed a comprehensive emergency management plan to allow County department the ability to obtain material and equipment immediately thereby minimizing delays due to purchasing procedures.

#### **L.2.c.2 Accidental Liquid Spills--**

In the case of an accidental spill of oil, fuel, leachate, or chemicals, the spill will be minimized by controlling the source immediately (e.g. by closing a valve, turning off switches, or taking other necessary actions to minimize the amount of spillage). The effected area will be controlled by diverting traffic around the spill. Runoff from the effected area will be controlled by placing a berm around the area, plugging a drain or ditch, or adding absorbent material. The effected area will be cleaned and the effectiveness of the cleanup will be confirmed by sampling, as needed depending upon the nature of the spilled material.

If a liquid spill material is found during offloading of waste materials, then the hauler will be asked to remove the liquid from the site. If a liquid is found and the hauler can not be identified or an accidental spills occurs, then absorbent granules or soils will be placed on the spilled liquid. The absorbent granules or soils will be placed in barrels at the Household Hazardous Waste area until a private hauler can remove the material.

#### **L.2.c.3 Handling of Hazardous Waste Materials--**

Hazardous Waste Materials are not accepted at the landfill. If a hazardous waste is mistakenly delivered to the landfill or identified after unloading, the FDEP will be promptly notified and the hauler identified from a license plate or by hauling records. A front-end loader will isolate the hazardous material from other waste while keeping it within the lined area and marking it with applicable markers. The hazardous materials will be covered with 6-mil Visqueen or water-proof plastic tarp and a perimeter berm will be placed around the area to minimize contact with stormwater. The Visqueen rolls or plastic tarps are available at the Household Hazardous Waste Collection Center. If the hauler is identified, Hardee County will contact the person/entity who dumped the hazardous materials and request removal of the materials within

48 hours. If the 48 hours expire without removal, Hardee County will contact an independent hazardous waste hauler for proper disposal of the hazardous material at a permitted hazardous waste management facility.

Subsequent shipments from sources previously identified for delivery of or delivery from suspected sources of unacceptable waste will only be allowed to dispose of waste materials at the landfill after the load has been thoroughly inspected by County personnel. The inspection will take place prior to unloading the waste and after unloading the waste. After unloading the waste, in a contained designated area, the load will be spread and inspected while the hauler is present. The hauler will be allowed to leave only after the load has been accepted.

In addition to the measures taken at the landfill, the County is involved with several programs, which should reduce the risk of receiving hazardous wastes. Hardee County contracts with the Central Florida Regional Planning Council (Council) to participate in their Site Notification and Verification and Pollution Prevention Program (Program). In this Program, the Council inspects all businesses in the County, once every five years, to verify the types of wastes generated by each facility and provide proper procedures for handling, storage, transporting, and disposing of any hazardous wastes.

#### **L.2.c.4 Fires--**

In the event of fire, the responding agency is the Hardee County Fire and Rescue Service (HCFRS), located approximately three miles west of the site, in Wauchula, Florida. Additionally, the landfill site is equipped with a dry fire hydrant for the filling of pumper trucks. The dry fire hydrant is located along the access road and is connected to the stormwater pond located immediately north of the scalehouse. Several on-site ponds are also available for filling fire fighting trucks equipped with pumps. Four water hydrants are located along the eastside of Class I landfill, on the eastside of the access road. Fire extinguishers are located in the equipment and at the maintenance barn for use in the event of small fires. There are also six fire extinguishers and five hose bibs located in the on-site MRF.

If a fire or "hot load" is discovered on the working face, the Solid Waste Director is notified immediately. Landfill equipment is used to pull the burning waste away from the working area and smother it with soil. The area is closed and another area opened to allow landfill operations to continue. If necessary, the HCFRS will be called for assistance. The HCFRS is equipped with self-contained breathing devices. While the service does not receive formal training on fighting landfill fires, the Fire Chief is experienced in dealing with landfill fires and has informed his crew of the proper procedures should a landfill fire occur. Should additional help be necessary, the Hardee County Emergency Management is contacted. In the event that a fire is observed or reported when the landfill is closed, the Sheriff's Office is instructed to contact the Solid Waste Director. The Hardee County Landfill's Fire Contingency Operations Plan is contained in Appendix E.

All fires occurring at the landfill are reported to FDEP by letter, within seven days, explaining the cause, remedial actions, and measures taken to prevent a recurrence.

#### **L.2.c.5 Landfill Shutdown--**

Should the landfill be shut down for more than 48 hours, the FDEP will be notified. Hardee County Landfill has a contact list of Class I, Class III, and C&D landfills that neighbor the County. Through the "Small County Coalition", various counties work together during times of emergency. The counties on the contact list will work with Hardee County during a time of emergency. The neighboring county's Waste Facility Contacts list is contained in Appendix F.

#### **L.2.c.6 Natural Disasters--**

Natural Disasters are handled by the Hardee County Emergency Management personnel. The Hardee County Emergency Management telephone number is (863) 773-6373. The Solid Waste Director will approve and extend the Facility's operating hours during the time of the emergency.

#### **L.2.c.7 Emergency Contacts--**

The following phone numbers can be used to notify the appropriate individual or agency:

Landfill Director:	(863) 773-5089 (Office)
(After hours, Call Central Dispatch):	(863) 773-4144
Police:	(863) 773-3265 or 911
Fire and Rescue:	(863) 773-4362 or 911
Hardee Co. Emergency Management	(863) 773-6373 or 911
FDEP, Tampa:	(813) 744-6100
Public Works:	(863) 773-3272
Equipment Rental:	(813) 671-3700

#### **L.2.d Controlling Types of Waste Received**

The landfill operators and scalehouse personnel are responsible for inspecting loads received at the landfill to detect and discourage attempts to dispose of unacceptable wastes. Each vehicle entering the landfill must stop at the scalehouse and have its load weighed in and classified in one of the following categories:

1. Residential
2. Commercial
3. Yard Trash and Clean Wood
4. Appliances/Scrap Metal
5. Construction and Demolition Debris
6. Mixed Loads and Garbage
7. Special Handling (including Asbestos)

8. Pre-tested Contaminated Soil
9. Tires

After classification, the loads are assigned one of the following destinations:

1. Class I Landfill
2. Construction and Demolition Debris sent to the Class I Landfill
3. Yard Trash Processing Area
4. Scrap Metals and White Goods Storage Area
5. Material Recovery Facility (MRF)
6. Waste Tire Facility
7. Household Hazardous Waste Collection Center (HHWCC)

The scalehouse attendant visually checks each load and, depending on the type of material, directs the driver to the appropriate on-site facility. The waste materials is also visually checked by trained County Landfill personnel or spotters at the MRF, landfill working face, Yard Trash Processing Area, Waste Tire Facility, Scrap Metals and White Goods Storage Area, and HHWCC. Random Inspections of loads is also practiced to detect and discourage attempts to dispose of unacceptable waste, hazardous wastes, special waste materials or materials that require special processing (e.g. asbestos, contaminated soil, used oil, or biomedical waste). If this inspection reveals any unacceptable or potentially hazardous wastes, the Solid Waste Director is notified immediately.

#### **L.2.d.1 Unacceptable Wastes--**

The landfill does not accept closed or sealed containers; all drums, tanks and cans must have one end open and must have been flushed. Other unacceptable wastes include septic tank sludge; paint thinners; gasoline or like liquids; biomedical waste from hospitals, doctor's offices or clinics. The facility does not accept any materials that the hauler cannot identify the composition of nor supply certification that the material is non-hazardous waste. Disposal of liquids or non-liquid (soils, rags, or other debris) containing PCB's (polychlorinated biphenyl) are not accepted at the Hardee County Landfill facility for disposal or storage. Solid wastes generated from outside the borders of Hardee County are not accepted without prior written approval from the Board of County Commissioners or their designee. All unacceptable waste must be managed as described in Section L.2.d.9.

A Random Load Inspection Form will be filled out for unacceptable waste; the form is located in Appendix M. If the Solid Waste Director deems that the working face should be shut down for safety reasons, another area within the landfill will be opened to allow continuing landfill operations. A private waste hauler will remove unacceptable wastes; the private waste hauler agreement is located in Appendix B.

#### **L.2.d.2 Asbestos--**

Asbestos Containing Materials (ACM) are accepted at the Hardee County Landfill under certain provision outlined by Chapter 40 CFR Part 61 and the Hardee County Solid Waste Department. The County has notified all known potential asbestos disposers of the required procedures, which must be followed by any person desiring to dispose of ACM. Accepted asbestos material is disposed of using the following procedures (these procedures are also outlined in Appendix G):

- Prepare a hole three feet in depth and adequate diameter to meet the estimated quantity to be received. Place each package by hand into the prepared hole.
- Cover immediately with one foot of soil and compact with dozer, adding more soil cover material with each pass.
- A site map with the location and depth of each disposal site will be attached in a file with the Waste Shipment Record and record weight ticket.

A minimum of one County personnel will escort the waste hauler to the disposal location and remain with the waste hauler until all of the ACM material has been unloaded and placed into the prepared hole.

#### **L.2.d.3 Contaminated Soils--**

The County accepts contaminated soils on the condition that they are not hazardous. As stated in the Contaminate Soil Acceptance Criteria, located in Appendix H, it is a requirement that all incoming contaminated soils be TCLP (Toxicity Characteristic Leaching Procedure) and paint filter (Method 9095) tested first before being accepted at this facility for disposal. Depending on the known or suspected contaminant, additional analyses may be required. Records of tests and analyses are kept on file at the landfill facility. Accepted contaminated soils are disposed of in the currently active disposal cell within the bermed working area. The contaminated soil is mixed with soils obtained on site and disposed of as daily cover used for the solid waste only within the lined and bermed working face. The location of contaminated soil can be determined based on the contaminated soil's date of arrival and the filling sequence at the landfill. A minimum of one County personnel will escort the waste hauler to the location for the soil and remain with the waste hauler until all of the soil has been unloaded.

#### **L.2.d.4 Used Oil--**

Used oil shall not be commingled or mixed with solid waste and will not be accepted. Used oil will also not be directly disposed in the Class I landfill. Only oily wastes, sorbents, or other materials used for maintenance or to clean up or contain leaks, spills, or accidental releases of oil will be accepted and may be disposed of in the Class I landfill.

Used oil, generated by residents only, is collected and stored in the used oil containers in the Household Hazardous Waste Collection Center (HHWCC). The used oil at the HHWCC is collected by a private waste disposal service for proper offsite recycling. A minimum of one County personnel will escort the waste hauler to the HHWCC area for unloading.

#### **L.2.d.5 Liquid Restrictions--**

Noncontainerized liquid waste shall not be placed in solid waste disposal units that accepts household waste or construction and demolition debris for disposal unless:

1. The waste is household waste other than septic waste; or
2. The waste is leachate or gas condensate derived from the solid waste disposal unit, or byproducts of the treatment of such leachate or gas condensate, and the solid waste disposal unit is lined and has a leachate collection system.

Containers holding liquid waste shall not be placed in a solid waste disposal unit unless:

1. The container is a small container similar in size to that normally found in household waste;
2. The container is designed to hold liquids for use other than storage; or
3. The waste is household waste.

Containers or tanks twenty gallons or larger in capacity shall either have one end removed or cut open, or have a series of punctures around the bottom to ensure the container is empty and free of residue. The empty container or tank shall be compacted to its smallest practical volume for disposal.

#### **L.2.d.6 Other Special Waste--**

- Batteries – Batteries are not accepted for disposal at the landfill. Batteries are taken to the Household Hazardous Waste Collection Center (HHWCC) and stored under cover of the HHWCC. The batteries are stacked three high on pallets, with cardboard placed between each layer. The batteries are covered in shrink wrapped when pallets are full. A minimum of one County personnel will escort the waste hauler to the HHWCC area for unloading.
- Paints – Containers with liquid or “wet” paints are not accepted for disposal at the landfill. Only empty dried out paint cans are accepted throughout the year. If a can of paint is found by landfill personnel, the can is taken to the Household Hazardous Waste Collection Center for temporary storage in hazardous waste storage sheds until removed from the site by the qualified contractor. A minimum of one County personnel will escort the waste hauler to the HHWCC area for unloading.



- **Electronic Waste (e-waste)** – E-waste is accepted for storage at the MRF. E-waste is collected in separate loads by the waste haulers. When E-Waste items, such as computers, VCRs, TVs and TV remote controls, microwaves are found in the incoming waste loads, their batteries are removed and the batteries taken to the on-site Household Hazardous Waste Collection Center. E-waste collected at the MRF will be taken to a covered trailer located behind the MRF. Electronic items such as TVs, computer monitors, cell phones, keyboards, and computer peripherals separated from the waste at the working face will be temporarily stored until placed into a truck and taken to the covered trailer, located behind the MRF, by the end of the working day or prior to rainfall. Should e-waste glass or components be shattered or smashed into small pieces, then the debris will be collected and placed into a container and placed into storage sheds at the HHWCC. The e-waste contractor or Hazardous waste hauler will be contracted to dispose of the small e-waste debris. A minimum of one County personnel will escort the waste hauler to the MRF area for unloading of e-waste.
- **Tires** – Incoming waste tires and tires with rims are accepted. Tires will not be disposed in the landfill. The waste tires and rims are stored at the Waste Tire Facility. A minimum of one trained spotter will escort the waste hauler to the Waste Tire Facility for unloading.
- **Scrap Metals and White Goods** – Scrap Metals and White goods will be accepted. These materials are temporarily stored at the Scrap Metals and White Goods storage area. The white goods will be stored in an upright position. All refrigerants, or CFC gases will be collected by the scrap metals contractor (Certified to collect refrigerants and gases) prior to being taken off-site for recycling. A minimum of one trained spotter will escort the waste hauler to the Scrap Metals and White Good area for unloading.
- **Lawnmowers** – Only lawnmowers or other lawncare equipment that has been drained of all the oil and gasoline, prior to delivery, will be accepted. These items will be stored at the White Goods and Scrap Metals Area. If a lawnmower or equipment is later found to contain oil and gasoline, the oil and gasoline is drained and the liquids taken to the Household Hazardous Waste Collection Center. A minimum of one trained spotter will escort the waste hauler to the Scrap Metals and White Good Area for unloading.
- **Agricultural Pesticide Containers** – Only containers with no pesticide residue, have been thoroughly rinsed, and inspected by landfill personnel, will be accepted. The accepted containers will be disposed in the Class I landfill. Containers with liquid or dried pesticide are not accepted for disposal. All residents and business are directed to follow the disposal recommendations on the pesticide container prior to bringing it to the landfill.

#### **L.2.d.7 Yard Trash and Clean Wood--**

Yard Trash is defined as vegetative matter resulting from landscaping maintenance or land clearing operations. "Clean" wood defined as lumber, trees, shrubs trunks, branches, and limbs which are free of paints, glue, filler, pentachlorophenol, creosote, tar, asphalt, or other wood preservatives or treatments.

Yard trash is not accepted for disposal in the Class I landfill area. Only "Clean" wood and yard trash will be accepted for storage and processing at the Yard Trash Processing Area. "Unclean" wood, such as painted wood, pressure treated wood, particle board, etc., with the exception of yard trash, will be accepted for disposal in the Class I landfill.

When a yard trash loads arrive at the landfill, a minimum of one trained spotter will escort the loads to the designated for Yard Trash Processing Area.

#### **L.2.d.8 Biomedical--**

Biomedical waste from hospitals, doctor's offices or clinics is not accepted.

The County has a Household Sharps Collection Program permitted through the Florida Department of Health. This program is used to prevent the unauthorized disposal of non-regulated household biomedical waste. The collected materials (i.e. needles, etc.) are temporarily stored in a designated room at the on-site County Animal Control Kennel. The operating procedures for the Sharps Collection program are provided in Appendix I.

#### **L.2.d.9 Procedures for Handling Unacceptable or Improperly Placed Waste Loads--**

- If unacceptable wastes are discovered, the Solid Waste Director is immediately notified. The waste hauler or generator of the waste is contacted to retrieve and remove the unacceptable waste and instructed on the proper disposal.
- If the waste hauler or generator of the waste is unknown and the unacceptable waste that does not pose a threat to County staff, then the unacceptable waste may be stored, if containers and space are available, at the Household Hazardous Waste Collection Center (HHWCC) for temporary storage prior to being removed from the site and disposed of properly.
- If unacceptable wastes are of an unknown waste material or pose a threat to County staff or the waste hauler or generator is identified and the quantity of wastes cannot be moved or stored in the HHWCC, a front-end loader will isolate the unacceptable waste from other waste while keeping it within the lined area and marking it with applicable markers. The load will be covered with 6-mil Visqueen or water-proof tarp and a perimeter berm will be placed around the load to minimize contact with stormwater. The Visqueen rolls or plastic tarps are available at the Household

Hazardous Waste Collection Center. Hardee County will contact the person/entity who dumped the unacceptable waste and request removal within 48 hours. If the 48 hours expire without removal, Hardee County will contact an independent waste hauler for proper disposal of the waste at a permitted facility.

- Waste Materials that can be accepted for storage and disposal; however, are not placed in the appropriate disposal or storage area will be separated from the waste and moved to the appropriate storage or disposal area.
- A Random Load Inspection Form will be filled out for unacceptable waste; the form is located in Appendix M. If the Solid Waste Director deems that the working face should be shut down for safety reasons, another area within the landfill will be opened to allow continuing landfill operations. A private waste hauler will remove unacceptable wastes; the private waste hauler agreement is located in Appendix B.

#### **L.2.e Weighing Incoming Waste**

All waste hauling vehicles entering and exiting the landfill are required to pass over the scales located at the facility entrance. Upon entering the facility, the scale house attendant weighs the vehicle and classifies each load, as described in Section L.2.d. The load weights are printed on tickets and recorded on computer. The waste is categorized and the tonnages are annotated in the appropriate category in the Waste Quantity Form located in Appendix J of this Operations Plan.

#### **L.2.f Vehicle Traffic Control**

Signs are posted that indicate name of the operating authority, traffic flow, hours of operation, and restrictions or conditions of disposal. Signs posted at the gate state hours of operation and types of waste restrictions. Upon entering the site, all vehicles are required to stop at the scalehouse for weighing. The scalehouse attendant directs the driver to the appropriate on-site facility for unloading. All site roads are adequate for two-way traffic, and the speed limits are clearly marked. At each on-site facility, landfill personnel direct traffic to unload at the proper area.

#### **L.2.g Method and Sequence of Filling Waste**

Generally most of the incoming waste loads are deposited on the tipping floor of the MRF for processing. After the waste is inspected at the MRF for unacceptable materials, the waste materials are processed and feed through a baler. The bales are loaded onto a flatbed truck and transported to the Class I landfill for disposal. Front-end loaders with forks unload the flatbed and stack the bales. Waste loads not suitable for the MRF, or bypass from the MRF, are directly routed to the Class I landfill and deposited at the working face of the landfill as loose waste. Only one common active working face will be used for both bale and loose fill during normal operations. The MRF baling operations are the primary waste volume reduction process at the landfill and loose waste is used to supplement the bales and achieve the smooth

sideslopes and grades shown on the Operations Drawings. During some periods, the bale filling operation may progress faster than the loose fill operation. This may require two temporary waste filling areas to be in operation as the loose waste placement catches up with the area where bales are being placed. Should this occur, the Landfill Operator will coordinate with the MRF operations and redirect additional loose waste to be placed in the disposal area. By re-directing the additional loose fill to the disposal area, the temporary second working area will be filled within a maximum of 14 days and normal operations (one common working area) will be in operation.

For information concerning the sequence of filling waste, please refer to the Operations Drawings. The Bales are stacked in a lift of less than three high. When loose waste must be disposed of, it is spread in two-foot thick layers and compacted to approximately one foot in thickness. The loose waste is disposed of in layers atop the bales and along the outer sideslope; loose waste is used to supplement the bales and achieve smooth sideslopes and grades shown on the Operations Drawings.

#### **L.2.h Waste Compaction and Cover Procedures**

Waste compaction and cover procedures are discussed in Section L.7 of this Operations Plan.

#### **L.2.i Operations of Gas, Leachate, and Stormwater Controls**

At the present time, gas generated at the Hardee County Landfill vents through the sandy soil cover into the atmosphere. Perimeter gas probes monitor the potential for landfill gas migrating off the landfill property.

Once the final landfill height is achieved, a complete gas management system, including passive gas vents, will be installed. The proposed gas management system components will be installed as part of closure activities, which will commence in segments as substantial acreage has been filled to the design dimensions. The proposed vent locations will be shown on the drawings submitted with the closure permit application.

Operation of the leachate management system is discussed in Section L.8 of this Operations Plan.

Operations of the gas monitoring program is discussed in Section L.9 of this Operations Plan.

Operation of the stormwater control system is discussed in Section L.10 of this Operations Plan.

##### **L.2.i.1 Landfill Monitoring Locations--**

The locations for the water quality (groundwater and surface water), leachate, and gas sampling locations are shown on the site layout plan contained in Appendix K of this Operation Plan.

### **L.2.i.2 Title V Applicability--**

On December 20, 1996, an Initial Design Capacity Report was submitted to FDEP's Division of Air Resources Management in Tallahassee, Florida (to the attention of Mr. Venkata Panchakarla). The report stated that the design capacity of the landfill is approximately 335,590 Mg. Since the facility did not exceed the threshold limit of 2.5 million Mg, the requirements of the New Source Performance Standards (NSPS) of the Clean Air Act are not applicable, and a Title V permit is not required.

### **L.2.j Water Quality Monitoring**

Refer to the Water Quality and Leachate Monitoring Plan for the Hardee County Landfill, contained in Attachment M-2 of the 2003 permit application, for site-specific test parameters, locations, frequencies, and reports.

### **L.2.k Maintaining and Cleaning the Leachate Collection System**

Leachate generated in the Phase I disposal area (with the natural clay bottom and geomembrane sideler) is collected in a perimeter collection pipe surrounding the waste materials. The leachate collection pipes are accessible through a series of manholes, designated as Manholes 1 through 9 (Manhole Number 8 is the main leachate collection pump station). Leachate in the collection system drains to Manhole Number 8 and is then pumped to one of the leachate storage tanks. The County pumps the leachate tanks on a daily basis and takes loads of leachate to the City of Wauchula Municipal Wastewater Treatment Plant. The Hardee County Landfill has an agreement with the City of Wauchula Municipal Wastewater Treatment Plant to receive and treat leachate from the landfill facility; this agreement is located in Appendix L.

As part of the maintenance of the leachate collection system, the manholes will be opened and inspected, at least monthly, for sediment buildup that may impede the flow of leachate. **(Note the manholes can gather landfill gases and are a confined space entry. Personnel are required to properly ventilate the manholes and have proper confined space entry training prior to working in the manholes).** Sediment buildup will be removed, using a vacuum assisted truck, and the manhole re-inspected to assess the clean-up operation.

The exterior of the leachate storage tanks will be inspected, at least weekly, for the adequacy of overfill protection system, the cathodic protection system, for leaks, corrosion, and maintenance deficiencies. The interior of the tanks shall be inspected when the tank is drained, at a minimum of every three years, or at the manufacturers recommended frequency. Interior inspection shall include inspection of the tank wall for corrosion, coatings, or structural damage.

If the inspection reveals a tank or equipment deficiency or leaks that could result in the failure of the tank to contain the leachate, then remedial measures shall be taken immediately to correct the deficiency or leak.

As part of the Leachate Management Program, Hardee County personnel monitor the overfill protection system on a weekly basis. County personnel monitor the amount of liquid entering the tanks at the control panel to prevent possible overfilling of the tank, however ultra-sonic liquid level indicators continually monitor the levels in the tank as described in Section L.8.b of this Operations Plan. The ultra-sonic level indicators shut-off flow to the tanks from the lift station should the levels exceed a pre-determined level. Routine inspections of the overfill protection systems include:

- Inspection of flow meters from the lift station to the Tanks to ensure proper operation.
- Inspection and Testing of the overfill alarms and shut-off controls for proper operations.
- Examining the overflow pipes in Tank 1 for obstructions.
- Check the operations of the ultra-sonic level indicators located on top of each of the tanks for proper operations.
- Monitoring the liquid levels in both tanks.

Also refer to additional related information in Section L.8.b.

### **L.3 LANDFILL OPERATING RECORD**

Copies of all operating records, reports, engineering drawings, training records, etc. are kept on file at the landfill. Upon request, the records will be made available for FDEP inspection. All records pertaining to the operation of the facility will be retained throughout the design life of the landfill. All monitoring records, calibration and maintenance records, and reports required by the operating permit will be retained for at least ten years.

### **L.4 WASTE RECORDS**

Waste reports that include waste type and quantity are compiled monthly and submitted quarterly to FDEP. The waste is categorized and the tonnages are annotated in the appropriate category in the Waste Quantity Form located in Appendix J of this Operations Plan. Reports include: (a) types of solid waste received, and (b) quantities of solid waste received by category. The landfill operator also estimates the amount of the following waste categories:

Residential	Scrap Metals	White Goods	Used Oil
Commercial	Asbestos		
C&D Debris	Battery		
Clean Wood and Yard Trash	Tires		

Additionally, the County maintains all manifests provided by the contractors for the recyclable special wastes on file. These manifests are available for FDEP inspection upon request.

## L.5 METHODS OF ACCESS CONTROL

To prevent unauthorized waste disposal and unauthorized access to and use of the landfill, the entire site is surrounded by a fence. The entrance/exit to the facility is controlled by the scalehouse attendant. All vehicles entering the site must pass by the scalehouse. All visitors or customers must stop at the scalehouse either to have their vehicle weighed or to register by signing a "visitor log". When the facility is closed the gates are locked.

## L.6 LOAD CHECKING PROGRAM

Section L.2.d of this Operations Plan lists the waste materials and their proper disposal or storage locations at the landfill. Also listed are waste materials that are prohibited from entering or being disposed of in the landfill. Load inspections at the MRF tipping floor, Yard Trash Processing Area, and the landfill disposal area occur as part of the facility's normal operating procedures. During operations, trained spotters will look for unacceptable waste or waste materials that are not properly stored in the appropriate location on the landfill.

The County will conduct a Load-checking program to detect and discourage attempts to dispose of unacceptable and special waste materials. Of these inspections, a minimum of three (3) random load inspections are recorded each week. Each inspection will be completed by personnel trained to recognize unacceptable wastes, regulated hazardous waste, and PCB waste.

At the landfill working face, a waste delivery vehicle will be selected at random and directed by County personnel to an area away from the active disposal area (but still within the lined area). The waste delivery vehicle will discharge the load for a detailed inspection by a minimum of one trained County personnel. The waste delivery vehicle will not be allowed to leave the facility until the load the inspection is complete and determination on the acceptance has been made on the waste load. The waste hauler will be required to remove unacceptable waste materials from the landfill. Waste materials that are not placed in the appropriate disposal or storage area will be reloaded on the vehicle and County personnel will escort the vehicle to the appropriate unloading area. The Random load inspections will be documented on a inspection form which includes the date and time, name of the hauling company and the driver of the vehicle, the vehicle's license plate number, the source of the waste or generator, and any notes made by the inspector. **The inspector will identify and note all unacceptable or prohibited wastes found during the random load inspection, estimated quantities, and the action taken for the waste material. The inspector will sign the inspection form. The inspection form will be retained at the Hardee County Landfill.**

The inspection results will be recorded on the Random Load Inspection form, located in Appendix M of this Operations Plan.

Upon completion of the random load inspection, the procedures for handling waste loads as described in Section L.2.d will be followed.



## **L.7 WASTE SPREADING AND COMPACTION PROCEDURES**

As previously discussed, both baled waste and loose waste are disposed of in the Class I landfill. The majority of incoming waste is baled for volume reduction. Waste that is not baled at the on-site MRF is disposed of as loose waste in the disposal area. Waste material may not be baled due to scheduled or unscheduled maintenance activities at the MRF. Some wastes, such as asbestos as described in Section L.2.d, are never baled and are taken directly to the Class I disposal area for disposal.

### **L.7.a Waste Layer Thickness and Compaction Frequencies**

At the working face, bales are stacked with a front-end loader equipped with a fork attachment. Each bale measures approximately 61-inches (width) by 46-inches (length) by 31-inches (height). Bales are stacked three high and across the working face. A lift of waste material is generally no more than 10 feet in thickness. When stacking the bales, they are positioned so that their joints are offset to allow the bales to interlock. Wastes that are baled have already been compacted prior to delivery to the disposal area; therefore no additional compaction is required in the bale fill area of the landfill.

When loose waste is disposed of, it is spread in two-foot thick layers and compacted with a Caterpillar D7R Dozer or other equipment of sufficient weight to compact the waste to approximately one-foot in thickness. Generally three to five passes should be sufficient to compact the waste. The loose waste is disposed of in layers atop the bales and along the outer sideslope; loose waste is used to supplement the bales and achieve smooth sideslopes.

To provide additional interlocking and stability of the stacked bales, the following procedures will be followed when placing both bales and loose waste in the landfill:

- Along the outer sideslope of the landfill for the first 20 feet (measured horizontally inward);
  1. loose waste will be placed and compacted; or
  2. Baled waste may be initially be placed along the outer edges; however, the bales will be broken up, crushed, and compacted thoroughly until no visible or distinct bale seams are present.
- Whole, complete bales will then be placed behind the compacted loose waste or crushed bales for the next 25 feet (measured horizontally inward);
- The next 10 feet of space will be filled with compacted loose waste or crushed, compacted bales (measured horizontally inward);

- Whole, complete bales only will be placed on the interior of the landfill after following the above pattern of bale and loose fill placement and compaction.

Loose waste will be placed and compacted on the designated slopes of the landfill to match the contours shown on the Operations Drawings however;

- Previously filled outside slopes designated to receive additional waste shall be surveyed and marked in the field to ensure that at least a two foot compacted thick waste layer is available prior to disturbance, and
- All slopes shall not exceed 3(h):1(v) at any time during waste filling, after application of cover soils, and final closure. All slopes shall conform to the design dimensions, slopes, and elevations shown on the Operations Drawings.

#### **L.7.b First Layer of Waste**

Since the first layer of waste has been placed over the entire landfill footprint of Phase I and there is not a synthetic bottom liner system to protect, this section does not apply. "Not Applicable" has been noted on the application form.

#### **L.7.c Slopes of Cell Working Face, Side Grades, and Lift Depths**

The exterior side slopes of the landfill above grade shall not exceed three horizontal to one vertical. The slopes will vary with daily operations. The typical minimum top slopes to promote drainage are generally one percent within the bermed working face and two percent on the intermediate cover areas. All slopes shall conform to the slopes indicated on the Operations Drawings for the landfill.

Bales are stacked three high per lift. The maximum lift height is ten feet high. When the lift height is reached, intermediate cover is placed over the lift. Loose waste will be added to achieve design slopes described in Section L.7.a.

#### **L.7.d Maximum Width of Working Face**

The maximum width of the working face is approximately one hundred feet. The working face of the disposal area of the landfill is kept only wide enough to accommodate the maneuvering room required by the front end loaders with forks that are used to stack the bales and the occasional collection vehicle for loose waste. Bales are stacked three high as shown on the details on the Operation Drawings. Loose waste is spread in layers atop the bales and along the outer sideslope; loose waste is used to supplement the bales and achieve smooth sideslopes.

Berms, comprised of clean, compacted soil around the working face, are to be maintained at all times to contain all leachate and prevent leachate runoff from the working face from entering the stormwater management system or leaving the lined disposal area. Special attention/maintenance will be used on areas where traffic enters the working area to ensure

leachate is contained within the bermed area and to prevent leachate from leaving the working area.

#### **L.7.e Initial Cover Type**

Initial cover is used to control disease vector/animal attraction, fires, odors, blowing litter, and moisture infiltration. The initial cover used at the Class I landfill consists of a 6-inch thick layer of compacted soil obtained from the on-site or off-site borrow pit. Tarps maybe used as a temporary daily cover on the exposed side of the working face of the disposal area if additional waste material will be deposited within 18 hours.

#### **L.7.f Initial Cover Application Procedures**

The working face shall be covered with a 6-inch thick layer of compacted soil or tarps at the end of each working day. All waste materials will be compacted prior to application of initial cover.

The initial cover, if soil is used, will be spread to cover the entire working face with a uniform six-inch compacted soil cover (free of waste) using a dozer or applicable equipment. If tarps are used as temporary daily cover then, the tarps will be spread to cover the waste material. Sand or the tarp spreader bar will be used to minimize uplift be wind. When the working face area exceeds the area of available tarp, then six inches of compacted soil will be placed to cover the waste material. Processed yard trash or clean wood (mulch) may be spread over the initial soil cover for stabilization and erosion control measures.

#### **L.7.g Intermediate Cover Application Procedures**

Intermediate cover, an additional 12-inches thick layer of compacted soil on top of the 6-inch thick layer of compacted initial soil cover, will be applied within seven days over areas that will not receive additional waste within 180 days. Intermediate cover consists of compacted sandy soils from the borrow pit or off-site borrow sources. The intermediate cover soils will be spread using a dozer. The dozer will make a minimum of three to four passes to compact the soils.

Soils containing any waste materials cannot be used as intermediate cover and must be placed within the bermed area of the disposal area. Berms will be placed around the working face to contain all leachate and to prevent leachate runoff from the working face from entering the stormwater management system.

The top of the intermediate cover soil will be graded, generally a minimum of two percent, to allow clean, uncontaminated surface water to runoff and to minimize ponding on the top of the cover soil.

When waste is to be placed in areas with intermediate cover, all or part of the intermediate cover can be removed for future use prior to the additional waste placement. The intermediate cover is removed by pushing the cover material into a stockpile on the side or a new berm

around the working face with a front-end loader or dozer; the intermediate cover shall be free of waste. After additional waste is placed, the cover material can be used as initial cover by pushing the material back with the loader or dozer. Processed yard trash or clean wood (mulch), may be spread over the intermediate cover for stabilization and erosion control measures.

#### **L.7.h Final Cover Application Time Frame**

The Class I landfill will be closed in segments as substantial acreage has been filled to the design dimension. As areas of the landfill reach their design elevations they will receive intermediate cover prior to final closure. These areas will receive a vegetative cover and processed yard trash and clean wood (mulch) as necessary to establish a grass cover, which will prevent erosion and promote runoff. The landfill area exterior side slopes will be maintained at a maximum ratio of three horizontal to one vertical as shown on the Operations Drawings.

Solid waste disposal units which have been filled to design dimensions shall receive final cover within 180 days after attaining final elevations or in accordance with an approved closure plan for the landfill.

The schedule for final closure of the landfill will comply, at a minimum, with Rule 62-701.600 F.A.C., and is as follows;

- At least one year prior to projected date when wastes will no longer be accepted or when all solid waste disposal units are expected to reach design dimensions, the owner or operator will provide written notice to FDEP with a schedule for cessation of waste acceptance and closure of the landfill,
- At 120 days prior to the date when wastes will no longer be accepted at the landfill, the owner or operator shall advise users of the landfill of the intent to close the landfill by posting signs at the entrance to the landfill. The signs will indicate the date of closure, the location of alternative disposal facilities, and the name of persons responsible for the closure activities.
- At least 10 days prior to the date when waste will no longer be accepted at the landfill, the owner or operator will publish notification of the landfill closure in the legal advertising section of the newspaper of general circulation where the activity is proposed.
- The owner or operator of the landfill shall submit a Closure Permit Application to the FDEP for final closure of the landfill at least 90 days before the date when wastes will no longer be accepted at the landfill.

#### **L.7.i Controlling Scavenging and Salvaging**

Scavenging and salvaging is not permitted at the Hardee County Landfill. The facility has a fence around the entire perimeter to minimize unauthorized access to the landfill.

#### **L.7.j Litter Policing Methods**

On a daily basis, landfill personnel and/or county jail trustees collect litter along the entrance and access roads, at buildings, in the parking areas, and in the vicinity of the working face. Litter control fences are used near the working face to lessen the amount of blown litter.

#### **L.7.k Erosion Control Procedures**

Erosion of the initial or intermediate cover material on landfill areas is repaired as soon as possible to maintain the required depth of cover. The establishment and maintenance of a good stand of grass on the finished slopes is important to maintaining erosion control. In addition, it may be necessary to use processed yard trash, silt fences, straw bales, berms to help prevent erosion. The landfill operator will take appropriate measures to prevent and correct erosion problems on the site.

The fill sequence has been designed to minimize erosion of landfill sideslopes and washout of adjacent areas. The landfill surface will be inspected daily for cracks, eroded areas, and depressions in the landfill surface. In areas where standing water develops, the area will be filled, compacted, and graded to provide positive drainage. For intermediately covered areas, or other areas that discharge to the stormwater management system, which exhibit significant erosion, will be repaired as follows:

- If greater than 50 percent of the soil cover material has eroded, then the area will be repaired within 7 days.
- If waste is exposed, then the area will be repaired by the end of the next working day.
- If erosion cannot be corrected within seven days, the FDEP will be contacted with a corrective actions plan and schedule.

### **L.8 LEACHATE MANAGEMENT PROCEDURES**

#### **L.8.a Leachate Level Monitoring, Sampling, Analysis, and Data Results**

The landfill operator is responsible for maintenance and monitoring of the leachate collection system. This includes leachate and groundwater level monitoring, biannual sampling and analysis of the landfill leachate.

### **L.8.a.1 Leveling--**

The leachate levels within the landfill shall be maintained lower than the top of the perimeter liner and a general inward gradient will be maintained between the groundwater levels outside of the lined area and the leachate levels inside the lined area. Leachate levels will be monitored using piezometers P-1, P-2, P-9, P-10, P-15, and P-16. Outside groundwater water levels monitored by groundwater monitoring wells or piezometers (MW-1, MW-5, MW-2, P-11, MW-8, MW-9). The leachate levels within the landfill can be lowered by adjusting the pumping rate from Manhole Number 8; however leachate levels can only be lowered to the invert of the perimeter collection pipe. The lowest elevation of perimeter collection pipe is located on the southside of the disposal area at approximately Elevation 72.8 (source: PBS&J record drawings dated July, 2000).

On a monthly basis, the landfill operator or designee, will collect depth to leachate level readings from the interior piezometers and depth to water level readings in either a piezometer or monitoring well across from the lined area on the exterior. The depth to water level readings will be subtracted from the top of casings and water elevations calculated. Refer to Appendix N of the section for the "Monthly Leachate Leveling Form" that has the piezometer and monitoring well information to be used on a monthly basis. Based upon the levels of leachate on the interior of the landfill;

- If the exterior water levels are higher then the interior levels, then an inward gradient is acting on the sidewall barrier geomembrane;
- If the interior water levels are higher then the exterior levels, then increase the leachate removal (pumping) from Manhole Number 8 (Lift Station) until the interior water levels are lower.
- If the interior water levels are not lower, then check the manholes to see if clogs or debris is present which may not be allowing for adequate leachate collection. If clogs or debris is present, then the County will contract with a vacuum truck service to remove the debris and a jet cleaning service to clean the collection pipes.

Liquid levels in the two leachate storage tanks are monitored to estimate available storage and prevent possible overflow of the tanks. To adjust the levels of leachate in the tanks, liquid can be transferred from one tank to another or additional truckloads can be sent offsite for disposal.

### **L.8.a.2 Sampling, Analysis, and Results--**

Leachate is sampled from Manhole 9 every 6 months for water quality standards. The list of leachate test parameters is defined in the Water Quality and Leachate Monitoring Plan contained in Attachment M-2 of this 2003 Operations Permit application.

The Solid Waste Director is responsible for reviewing all data reports and submitting them to the FDEP.

#### **L.8.b Operation and Maintenance of Leachate Collection and Removal System**

Surface water runoff that comes in contact with solid waste is considered leachate. Surface water (leachate) flows into low, bermed areas allowing percolation. If this low area is needed for operational purposes, the liquid will be pumped to the nearest manhole. To minimize the amount of surface debris entering the manholes, the County will use a screened suction intake on the pump and/or hay bales or silt fences placed around the pump intake. Immediately after pumping begins and after pumping is complete, the operator will look into the manhole for surface debris and sedimentation. Surface debris and sediment will be removed from the manhole using a vacuum assisted truck.

Leachate, from water that is in contact with the waste materials within the disposal area is collected in a perimeter subsurface collection pipe surrounding the waste materials. The perimeter subsurface collection pipe is a perforated pipe that is located along the outside waste limit. A coarse drainage media, wrapped in geotextile, surrounds the perforated pipe and minimizes migration of fine material into the collection pipe.

The perimeter subsurface leachate collection pipes are accessible through a series of manholes, designated as Manholes 1 through 9 (Manhole Number 8 is the main leachate collection pump station). Leachate in the collection system drains to Manhole Number 8 where it is then pumped to one of the leachate storage tanks. The County pumps the leachate tanks on a daily basis and transports loads of leachate to the City of Wauchula Municipal Wastewater Treatment Plant.

The submersible leachate pump station, designated as Manhole Number 8, is a duplex system having a nominal capacity of approximately 130 gallons per minute (gpm). This pump station is operated by float control using the following five floats:

- Lead pump on,
- Lag pump on,
- Pump(s) off,
- High level alarm, and
- Low level shut-off

A control panel, located immediately adjacent to the pump station, has controls to activate the pumps. The pumps can be activated for manual or automatic operations. Meters on the control panel record the amount of leachate pumped into the storage tanks. The pump station discharges into a 4-inch force main flowing to the leachate storage tanks. For additional reliability, the submersible leachate pump station is also furnished with an emergency pump out connection to allow for removal of leachate directly from the lift station should the storage tanks not be operational.



The **overflow protection system** of the tanks is provided by ultra-sonic liquid level indicators, located on the top of each of the tank, that provide continual monitoring of the liquid levels. The ultra-sonic level indicators provide both overflow protection and low liquid level monitoring to protect the pumps at the truck loading area. As liquid levels rise in the tank above a pre-determined height, the ultra-sonic level indicators send a signal to an alarm (an audible and flashing light) on the control panel located at the lift station. A signal is also send to the control panel at the lift station to shut-off the pump(s). When leachate is pumped from the tanks to the truck loading area, the ultra-sonic level indicators monitor the liquid level in the tanks and shut off the pumps at the truck loading area should the level drop below a pre-determined level. This prevents the pumps from running dry and possibly over heating.

As a back-up contingency plan (**only used should signal alarms and pump shut-offs fail**) the back-up overflow protection system for the tanks is as follows:

1. Tank 1 is filled by the pump station located at Manhole 8 (MH-8). If the liquid level rises above the overflow pipe in Tank 1, the flow is diverted to Tank 2.
2. As Tank 2 fills and equalizes with Tank 1, the two tanks fill simultaneously.
3. Should both tanks continue to fill, each tank has a final overflow pipe, which allows any overflow to be captured in the containment area for each individual tank.

Tanker trucks are used to transport leachate off-site for disposal. The tanker trucks pull around to the western side of the storage tanks and park on top of a concrete lined unloading area. The unloading area is designed to collect accidental spills and convey the spill back into the lift station. After parking the truck, the driver has the option of selecting which tank to begin draining. The control panel, located immediately adjacent to the truck unloading area, allows the truck driver to control the pump while a meter readout allows the driver to monitor the amount of leachate transferred to the truck. Once the truck is full, the leachate is hauled offsite for disposal.

As part of the weekly responsibilities of the landfill operator (also described in Section L.2.k), the condition of the tanks will be visually inspected, for corrosion, leaks, structural damage to the tanks, loose or broken equipment, for leachate in the secondary containment area of the tanks, integrity of the cathodic protection system, overflow protection system and overflow control piping (located near the top of the tanks). Inspection of the interior of the tanks will be performed whenever the tank is drained or at a minimum of every three years. If the inspection reveals a tank or equipment deficiency, leak, or any other deficiency which could result in the failure of the tank to contain the leachate, then remedial actions will be taken to correct the deficiency immediately.

#### **L.8.c Procedures for Managing Leachate if Regulated as Hazardous Waste**

If at any time the leachate is determined to be hazardous, it will be managed in accordance with Rule 62-730, F.A.C. If the leachate analysis indicates a contaminant listed in 40 CFR Part 261.24 exceeds the regulatory level, a monthly sampling of leachate will be instituted and FDEP notified. If in any three consecutive months no listed contaminant is found to exceed the regulatory limit, the monthly sampling will be discontinued and the routine sampling schedule will be implemented.

#### **L.8.d Off-Site Leachate Treatment Agreements**

An agreement between Hardee County ("the County") and the City of Wauchula ("the City") provides for off-site and treatment of leachate. The County retains the City to provide treatment and disposal of leachate on an as-needed basis. The County is responsible for testing and reporting, and for transportation of leachate to the City's wastewater treatment plant. The services to be performed and the terms of the agreement are subject to FDEP rules and regulations.

A copy of the agreement between Hardee County and the City of Wauchula for leachate treatment and disposal is included in Appendix L.

#### **L.8.e Contingency Plan for Managing Leachate**

Currently, leachate is trucked to the City of Wauchula Wastewater Treatment Plant for treatment.

Leachate may be pumped and stored into either of two leachate storage tanks from the pump station allowing for maintenance on one tank while the other remains in service. Leachate may also be pumped from either storage tank or directly from the pump station into tanker trucks for transport to the City of Wauchula Municipal Wastewater Treatment Plant. Should this plant become unavailable to the County, arrangements will be made to take the leachate to another treatment facility within seven (7) days.

#### **L.8.f Procedures for Recording Quantities of Leachate Generation**

A 4-inch magnetic flow meter is connected to the forcemain leading from the submersible leachate pump station to the leachate storage tanks. Daily readings of leachate generated, in gallons per day, are read directly from the meter. As a backup, to the magnetic flow meter readings, an estimate of leachate removed from the landfill can be calculated in one of the two following ways:

1. The elapsed time meter for each submersible leachate pump can be read to establish the change in total pump run time. This value can then be multiplied by the nominal pump discharge rate to estimate the leachate volume removed.

2. The ultrasonic level sensor for each leachate storage tank can be read and any change in the tank liquid level can be translated to volume of leachate removed. The net effect of precipitation or evaporation would be accounted for using this methodology.

Leachate generation data and the amounts hauled for treatment are recorded daily by landfill personnel. A copy of the daily leachate summary form and leachate balance form is located in Appendix O.

#### **L.8.g    Procedures for Comparing Precipitation with Leachate Generation Rates**

A rain gauge, located onsite is used to compare precipitation with leachate generation. Rain data, in excess of one tenth of an inch, is recorded daily by landfill personnel. In addition, NOAA also has a weather station located in the City of Wauchula that keeps daily records of rainfall in the area.

#### **L.8.h    Procedures for Cleaning and Inspecting the Leachate Collection System**

A videotape inspection of the leachate collection system shall be conducted prior to permit renewal. The leachate collection system will be pressure jet cleaned prior to the inspection.

### **L.9    ROUTINE GAS MONITORING PROGRAM**

Hardee County will conduct landfill gas (LFG) monitoring along the property boundaries and within structures located on the facility property. The LFG monitoring program will monitor gas from gas monitoring probes, designated as GP-1 through GP-11, to detect possible subsurface migration of LFG. The regulatory limit for LFG at the property boundary is 100 percent of the Lower Explosive Limit (LEL) for combustible gases and twenty-five (25) percent of the LEL in the structures.

The LFG monitoring program will also include monitoring for gas from within structures located on the facility property to detect possible gas migration into structures from penetrations in the supporting foundation. The LFG gas monitoring will be conducted at foundation penetrations (restrooms, electrical and mechanical rooms), enclosed spaces such as ground-level cabinets, electrical control boxes, outlets and openings to conduits as well as monitoring the ambient air within the structure for LFG.

The locations of the gas monitoring probes and the monitoring locations within the structure located onsite are shown the site layout map contained in Appendix K and the building layouts contained in Appendix P, respectively.

At a minimum the LFG monitoring points will be tested quarterly and the results forwarded to FDEP. LFG is monitored following the procedure below:

- Calibrate the field instrument (calibrated to methane),

- Monitoring for gas in the Gas Monitor probes (GP-1 through GP-11) and on-site structures, which include the maintenance building, materials recovery facility, scalehouse, and animal control kennel for methane. Monitoring in the gas monitoring probes will be conducted in the upper portion of the probe and the probe will not be purged (vented) prior to sampling, and
- Record data on the LFG Monitoring Form, located in Appendix P of this Operations Plan.

The LFG Monitoring Form is located in Appendix P. The gas form includes the required monitoring locations, date and time of the sampling event, weather conditions, and methane content as a percentage of the LEL.

Gas monitoring at the Hardee County Landfill will be performed using the appropriate hand-held gas-monitoring device capable of measuring and reporting methane as a percentage of the lower explosive limit (LEL) for methane. Hardee County currently owns a X-Check Gas Detector for LFG monitoring. Other industry-standard equipment (such as a GEM-500 Landfill Gas Analyzer) also may be utilized.

If methane gas levels exceed twenty five percent of the lower explosive limit for gases in structures, excluding gas control or recovery components, or the LEL in the gas monitoring probes the landfill operator shall:

- Immediately take all necessary steps to ensure protection of human health and notify FDEP;
- Within seven days of detection, submit to FDEP for approval a remediation plan for the methane gas releases. The plan shall describe the nature and extent of the problem and the proposed remedy. The remedy shall be completed within sixty days of detection unless otherwise approved by FDEP.

Personnel will abide by the following precautions before entering areas where dangerous gases may be present and before entering confined spaces, at a minimum, for worker safety:

- Personnel shall follow the requirements in the "Code of Federal Regulations Title 29, Part 1910.146 OSHA" and the safety guidelines outlined in "A Compilation of Landfill Gas and Field Practices and Procedures" prepared by the SWANA Landfill Gas Division Health and Safety Task Force. The Landfill Manager will keep the most up-to-date version of the above documents available at the facility for personnel to use. The above documents can be obtained at the following websites;

- **Title 29 CFR Part 1910.146 –**  
**<http://www.gpoaccess.gov/cfr/index.html> (Browse for Latest version of Title 29 CFR Part 1910.146)**
- **SWANA Landfill Gas Document –**  
**<http://www.swanastore.com> (Publications – landfill Gas Publications)**
- Notify the Landfill Manager prior to entry into the area,
- Follow all County safety procedures,
- Ventilate the area with blowers or fans, if possible, or allow to vent a minimum of 24 hours,
- Monitor the air for explosive or hazardous gases, oxygen, and hydrogen sulfide levels, at a minimum, prior to entering the area,
- Monitor the air quality within the immediate working area at all times, using a hand-held or personal monitoring device.
- Provide safety equipment (radios, respirators, gas monitors, air supplies, ladders, ropes, harnesses, first aid kits, emergency contact list, etc) in case of emergency.

If the facility generates gas concentrations that cause objectionable odors beyond the property boundaries, the follow procedure will be implemented:

- Implement a routine odor monitoring program to determine the timing and extent of any off-site odors;
- If the monitoring program confirms the existence of objectionable odors, an odor remediation plan will be submitted to FDEP for approval. Upon approval, the remediation plan will be initiated within 30 days.

#### **L.10 STORMWATER MANAGEMENT SYSTEM OPERATION AND MAINTENANCE**

The stormwater management system at the Hardee County Landfill consists of a series of swales and pipes that divert stormwater from the non-working areas of the landfill to the stormwater pond. The swales discharge into pipes and/or other swales, or directly into the stormwater pond. Runoff from the detention pond ultimately discharges into the Peace River.

Stormwater water runoff from the areas that have at least a 6-inch compacted soil cover (free of waste) over the waste materials can be directed to flow into the stormwater management

system. Stormwater runoff that has been in contact with waste materials is classified as leachate and cannot be diverted into the stormwater management system. Stormwater runoff from the upper portion of the landfill travels via sheet flow into collection terraces located along the sideslopes of the landfill. Stormwater runoff flows within the collection terraces and is conveyed, via stormwater structures, down the landfill and into ditches that are located on the perimeter of the landfill. The perimeter ditches convey stormwater runoff to a stormwater management pond located in the northeast corner of the facility. Stormwater runoff collected in the pond is allowed to percolate. As the water in the pond rises, an overflow structure located on the southside of the pond, allows water to be discharged into the heavily vegetative area located on the eastside of the facility. Two culverts, located beneath the main access road, allow stormwater to flow from the eastside of the site under the road and along a channel to the southwest corner of the site. A culvert under the road at this point allows stormwater to flow offsite. Once offsite the runoff flows overland and via naturally occurring channels until the flows eventually flows into the Peace River.

Certain procedures have been implemented at the landfill to minimize maintenance requirements and to ensure efficient performance of the stormwater system operation. These procedures include:

- No excavated cover material is stockpiled in such a manner as to direct sediment laden runoff outside the project site property limits or into any adjacent stormwater collection facility;
- All drainage ditches are inspected periodically for erosion and reshaped and resodded as required;
- Erosion and siltation control devices are cleaned and repaired when clogged or damaged;
- Temporary erosion control features such as silt fencing or haybales are removed after installation of permanent erosion controls been completed and any permanent erosion control features damaged by such removal are repaired;
- After vegetation has been established, all swales, channels, and detention ponds are mowed regularly; minimum-mowing frequency is once per year.
- The plant types in the littoral zone are checked periodically and any intruding vegetation is removed if required;
- Drainage sumps are cleaned out at least once per year and the storm sewer lines checked for plugging;
- The area in front of the control structure is checked at least quarterly to remove any excess plants or debris that could cause the structure to plug;

- Additional erosion control measures are implemented when field conditions warrant (i.e. cover material stockpiling, on-site construction activities, etc.).

## **L.11 EQUIPMENT AND OPERATION FEATURE REQUIREMENTS**

### **L.11.a Sufficient Equipment for Operations**

The following equipment is owned by the county and is currently available at the landfill:

1993	S-10 Chevy Blazer
1994	Pick-up 1/2 ton Ford F150 4x2
2002	Dodge 2500 12 passenger van Ram
1987	Ford dump truck
1995	White GMC Tractor Truck, Model WG641, CAT ENG 3306
1967	Frue, 5000 gallon Tanker, Model MDM131AS
1993	Ford Truck, Flat bed Dump 8 Cylinder, F70
1999	Bobcat 863 Loader 73.5 HP
2000	CAT 950G Wheel Loader
1988	Excavator, CAT Model 215C
2002	CAT Dozer D7R
2001	Yale GC060T Fork Lift

### **L.11.b Reserve Equipment**

The existing equipment on site, listed in the section above, is sufficient to handle the incoming waste stream. Should unforeseen circumstances require more equipment than is currently available, the County has budgeted enough funds for one month's leasing or rental of heavy equipment. Additionally, equipment from the Hardee County Public Works Road and Bridge Section is available to the Solid Waste Department for use during an emergency.

### **L.11.c Communication Equipment and Shelter**

The scalehouse and on-site landfill office are equipped with telephones for emergency communications; two-way radios are available at the scalehouse for distribution to landfill personnel to allow for emergency communications between the scalehouse/landfill office and employees are working on the landfill.

The scalehouse is equipped with water supply, toilet facilities, and emergency first-aid supplies. The building also provides shelter for employees in case of inclement weather. The maintenance building is equipped with spare parts, tools, equipment, and electrical services for operations and repair.

#### **L.11.d Dust Control Methods**

During dry periods, when dust control is needed, such as on haul roads, the Yard Trash Processing Area, or in area(s) where dusty conditions cause a vehicle safety problem or dust is blowing offsite, water will be sprayed over these areas as necessary to keep dust particles moist and minimize particles from blowing into the air. Water from the on-site stormwater pond or taken from the onsite water hydrants will be pumped into a 1,000-gallon tanker truck equipped with a spray bar and nozzles to use for wetting the roads. The tanker truck will be provided through the Hardee County Public Works Department.

#### **L.11.e Fire Protection**

As stated in Section L.2.c, in the event of fire, the responding agency is the Hardee County Fire and Rescue Service, located approximately three miles west of the site, in Wauchula, FL. Additionally, the landfill site is equipped with a dry fire hydrant located adjacent to the pond immediately north of the scalehouse for the filling of pump trucks. Four water hydrants are located along the eastside of Class I landfill, on the eastside of the entrance road. Fire extinguishers are located in the equipment and at the maintenance barn for use in the event of small fires. There are also six fire extinguishers and five hose bibs located in the on-site MRF.

A Fire Contingency Operations Plan is contained in Appendix E.

#### **L.11.f Litter Control Devices**

On a daily basis, landfill personnel or contract laborers collect litter along the entrance and access roads, at buildings, in the parking areas, and in the vicinity of the working face. Litter control fences are used along the perimeter of the working face to lessen the amount of blown litter. The fences are erected at the beginning of each workday and removed at the end of the day. Litter is also controlled by baling most of the landfilled wastes.

#### **L.11.g Signs**

A sign at the intersection of S.R. 636 and Airport Road marks the turnoff from S.R. 636 to the Hardee County Landfill. A sign at the entrance to the landfill displays the days and hours of operation. Signs or markers are posted throughout the facility indicating traffic flow directions, types of waste that are not acceptable, speed limits, and under ground liner location. All manholes are marked with a warning sign stating "This Manhole Contains Toxic and Explosive Gasses. Do Not Enter Without Proper Ventilation".

### **L.12 SITE ACCESS ROADS**

The entrance to the landfill, scalehouse, MRF, Household Hazardous Waste Center, and Animal Control Kennel are asphalt paved. The road leading to the Waste Tire Facility, Scrap Metals and White Good Storage Area, Leachate Storage Tanks, and Class I landfill are also asphalt paved. All other roads are dirt roads. The roads are crowned and slightly elevated



above the surrounding grades with drainage swales on both sides to promote drainage. The roads with excessive washouts are routinely graded by the onsite Landfill personnel or Hardee County Public Works Department. The access ramp to the working faces is compacted soil with pea gravel or shell placed over it. This access ramp is adequate for landfill operating equipment to reach the working area during almost all weather conditions. Should conditions prevent the flatbed truck carrying baled waste from the disposal area, the loader can be used to carry the bales to the working face.

### **L.13 ADDITIONAL RECORD KEEPING AND REPORTING REQUIREMENTS**

#### **L.13.a Records for Development of Permit Applications**

In addition to waste and operating records, supplemental information from the permit applications and information pertaining to the landfill's construction and maintenance are on file at the facility. These records will be retained at the site for the remainder of the landfill's life.

#### **L.13.b Copies of Reports Maintained for 10 Years**

Records of all monitoring information, including calibration and maintenance records, and copies of reports required by the permit will be retained for at least 10 years.

#### **L.13.c Annual Estimates of Remaining Life**

Hardee County will maintain an annual estimate of the remaining solid waste disposal capacity (in cubic yards) and life of the existing Class I landfill. The estimate will be based on the geometry of the solid waste disposal area and the scalehouse waste records. These estimates will be reported to the FDEP annually.

#### **L.13.d Archiving and Record Retrieval**

All records pertaining to the operation of the facility will be retained throughout the design life of the landfill. All monitoring records, calibration and maintenance records, and reports required by the operating permit will be retained for at least ten years.

## **FIGURES**

G:\PROJECT\09199033.09\FillSequence\993309SE0-aerial.dwg Dec 23, 2003 - 5:09pm Layout Name: Layout2 By: 1576jha



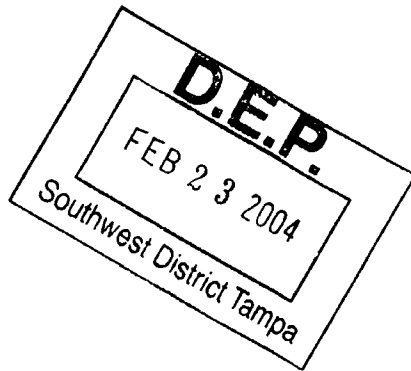

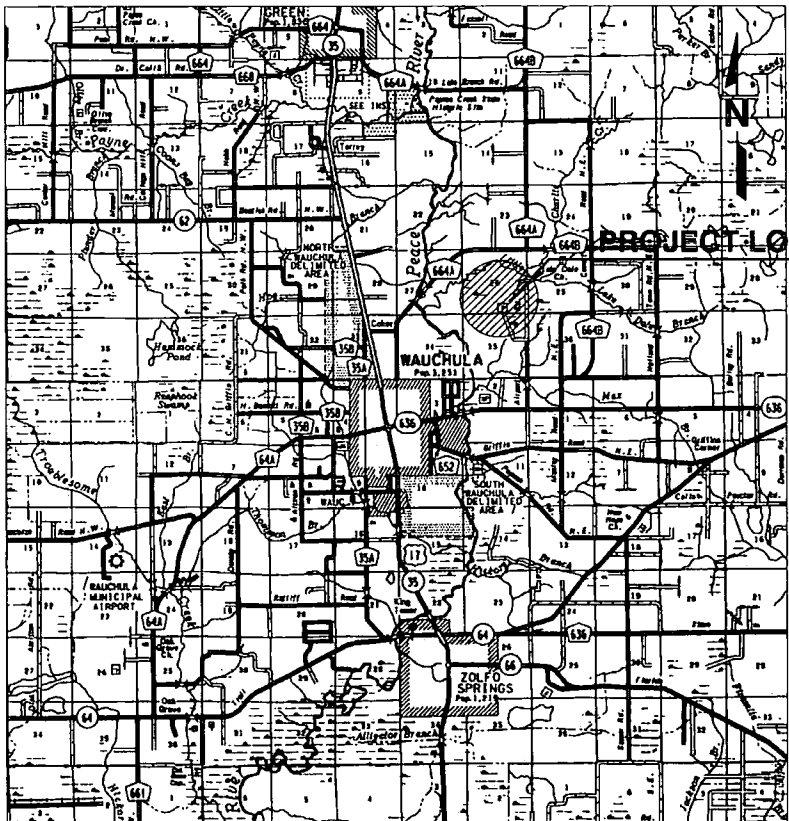
Figure 1. Yard Trash Processing Area Layout

**APPENDIX A**

**OPERATIONS DRAWINGS (REDUCED SIZE)**

# HARDEE COUNTY LANDFILL OPERATIONS DRAWINGS

PREPARED FOR  
BOARD OF COUNTY COMMISSIONERS  
HARDEE COUNTY, FLORIDA  
JANUARY 2004



DRAWING INDEX	
DRAWING NO.	DRAWING TITLE
1	COVER SHEET
2	AERIAL PHOTOGRAPHY
3	AERIAL PHOTOGRAPHY SITE
4	EXISTING CONDITIONS AS OF MARCH 2003
5	FILL SEQUENCE - 3
6	FILL SEQUENCE - 4
7	FILL SEQUENCE - 5
8	FINAL BUILDOUT
9	CROSS SECTIONS
10	DETAILS - 1
11	DETAILS - 2
12	DETAILS - 3

**SCS ENGINEERS**  
ENVIRONMENTAL CONSULTANTS  
3012 U.S. HWY. 301 N. SUITE 700  
TAMPA, FLORIDA 33619  
(813) 621-0080

Florida Board of Professional Engineers  
Certificate No. 00004892

FLORIDA DEPARTMENT OF  
ENVIRONMENTAL PROTECTION  
FEB 23 2004  
SOUTHWEST DISTRICT  
TAMPA

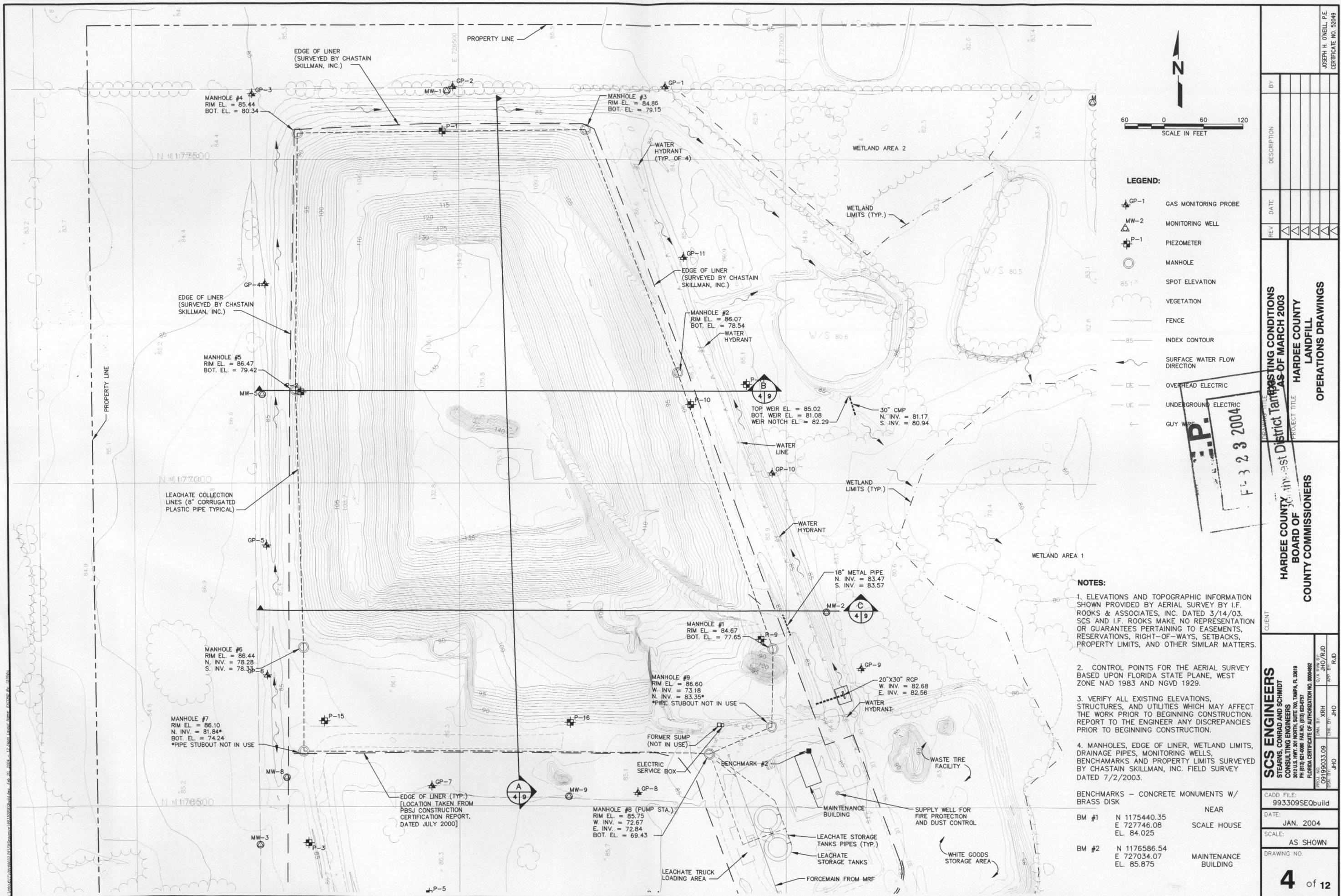












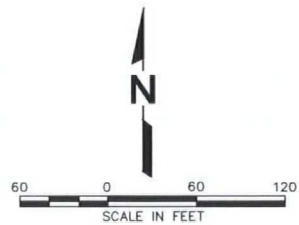


PIPE NO. STORMWATER PIPE SCHEDULE

1. FDOT TYPE "C" INLET - PERMANENT  
TOP OF GRATE EL 110.0  
(1) 24" DIA CPE PIPE  
PIPE EL 107.0  
PIPE DISCHARGE EL 83.4
- NOTE:  
1) CPE - CORRUGATED PLASTIC PIPE (ADS N-12  
WITH WATERTIGHT GASKETS, TYP.)  
2) PIPES AND INLETS-SEE DETAIL 3, SHEET 11

EDGE OF LINER  
(SURVEYED BY CHASTAIN  
SKILLMAN, INC.)

PROPERTY LINE



LEGEND:

- GP-1 GAS MONITORING PROBE
- MW-2 MONITORING WELL
- P-1 PIEZOMETER
- MANHOLE
- SPOT ELEVATION
- VEGETATION
- FENCE
- SURFACE WATER FLOW DIRECTION
- OVERHEAD ELECTRIC
- UNDERGROUND ELECTRIC
- GUY WIRE
- TRAFFIC FLOW DIRECTION
- WASTE PROGRESSION DIRECTION
- STORMWATER DIVERSION BERM (SEE DETAIL 3/810)
- EXISTING CONTOUR (AS OF 3/2003)
- MAJOR WASTE FILL CONTOUR (FILL SEQUENCE 3)
- MINOR WASTE FILL CONTOUR (FILL SEQUENCE 3)
- TEMPORARY WORKING FACE BERM

GENERAL NOTES:

- 1) EXISTING TOPOGRAPHY FROM AERIAL PHOTOGRAPHIC SURVEY CONDUCTED BY I.F. ROOKS AND ASSOCIATES, DATED 3/14/03.  
-FILL SEQUENCE 1 AND 2 ALREADY FILLED AS OF 3/14/03. REFER TO PBS&J DRAWINGS DATED APRIL 1998.  
-FILLING WILL ALONG THE SOUTH SIDE UNTIL ELEVATION 115 REACHED.
- 2) FILLING WILL ONLY CONTINUE ON THE SOUTHSIDE OF THE LANDFILL DURING PERIODS OF WET WEATHER OR AS NEEDED TO MEET OPERATIONAL REQUIREMENTS OF THE FACILITY.
- 3) THE OPERATORS SHALL CHECK ELEVATIONS OF THE WASTE, BY SURVEY, AND SET FILL STAKES FOR WASTE PLACEMENT. FILL GRADES SHOWN ARE TOP OF INTERMEDIATE COVER.
- 4) TO MINIMIZE THE EXPOSED AREA OF WASTE AND TO USE THE COVER MATERIALS, KEEP THE WORKING FACE ONLY WIDE ENOUGH TO ACCOMMODATE VEHICLES UNLOADING WASTE MATERIALS.
- 5) INITIAL COVER, CONSISTING OF 6-INCHES OF SOIL, WILL BE APPLIED AT THE END OF EACH WORK DAY OVER EXPOSED WASTE MATERIAL. TEMPORARY COVER SUCH AS TARPULINS MAYBE USED IF WASTE PLACEMENT OCCURS WITHIN 18 HOURS. INCREASE THE FREQUENCY OF APPLICATION IF WIND OR RAIN DISPERSE WASTE MATERIALS.
- 6) IN AREAS THAT WILL NOT RECEIVE WASTE WITHIN 180 DAYS, APPLY 12 INCHES OF INTERMEDIATE COVER (CLEAN FILL) OVER THE EXISTING 6-INCHES OF INITIAL COVER.
- 7) GRADES SHOWN ARE TOP OF INTERMEDIATE COVER, APPROXIMATELY 18 INCHES ABOVE WASTE GRADES.
- 8) INSPECT THE AREAS WITH COVER SOILS AT LEAST WEEKLY DEPENDING UPON WEATHER CONDITIONS FOR DAMAGED AREAS. REPAIR DAMAGED AREAS AS QUICKLY AS OPERATIONS PERMIT. PLACE SOD, SEED, OR MULCH ON THE REPAIRED AREAS TO MINIMIZE ADDITIONAL DAMAGE.

GENERAL NOTES (CONT.):

- 9) PART OF THE PREVIOUSLY FILLED EXTERIOR SIDESLOPES MAY BE FILLED DURING ANY SEQUENCE. IN THE DRY SEASON, DURING THE WET SEASON, THE OPERATOR WILL LOOK AT THE FIVE-DAY FORECAST DURING WASTE PLACEMENT AND IF RAIN IS FORECAST (70 % OR GREATER), THEN THE OPERATOR WILL ENSURE THAT THE WORKING FACE IS COVERED WITH SOIL TO MINIMIZE CONTACT WITH STORMWATER. SHOULD HEAVY RAINFALL BE PREDICTED, THEN FILLING OPERATIONS SHOULD BE MOVED FROM THE SIDESLOPE AREAS TO ANOTHER AREA OF THE LANDFILL WHERE STORMWATER/LEACHATE CONTROLS ARE EASIER TO MAINTAIN.

EDGE OF LINER (TYP.)  
[LOCATION TAKEN FROM  
PBSJ CONSTRUCTION  
CERTIFICATION REPORT,  
DATED JULY 2000]

WORKING FACE  
SEE DETAIL  
SEE NOTE 9

- SUMP TO BE FILLED IN W/ CLEAN FILL
- ELECTRIC SERVICE BOX (TO BE MOVED)

BY		DESCRIPTION		DATE		REV	
DRAWING TITLE				PROJECT TITLE			
FILL SEQUENCE PLAN - 3				HARDEE COUNTY LANDFILL OPERATIONS DRAWINGS			
CLIENT				COUNTY COMMISSIONERS			
SCS ENGINEERS				FEB 23 2004			
STEARN, CONRAD AND SCHMIDT				SOUTHWEST DISTRICT TAMPA			
CONSULTING ENGINEERS							
3012 U.S. HWY. 301 NORTH, SUITE 700, TAMPA, FL 33619							
PH (813) 81-1000 FAX NO. (813) 823-6757							
FLORIDA CERTIFICATE OF AUTHORIZATION NO. 0000482							
CADD FILE: 993309SEQuild							
DATE: JAN. 2004							
SCALE: AS SHOWN							
DRAWING NO. 5 of 12							



PIPE NO. STORMWATER PIPE SCHEDULE

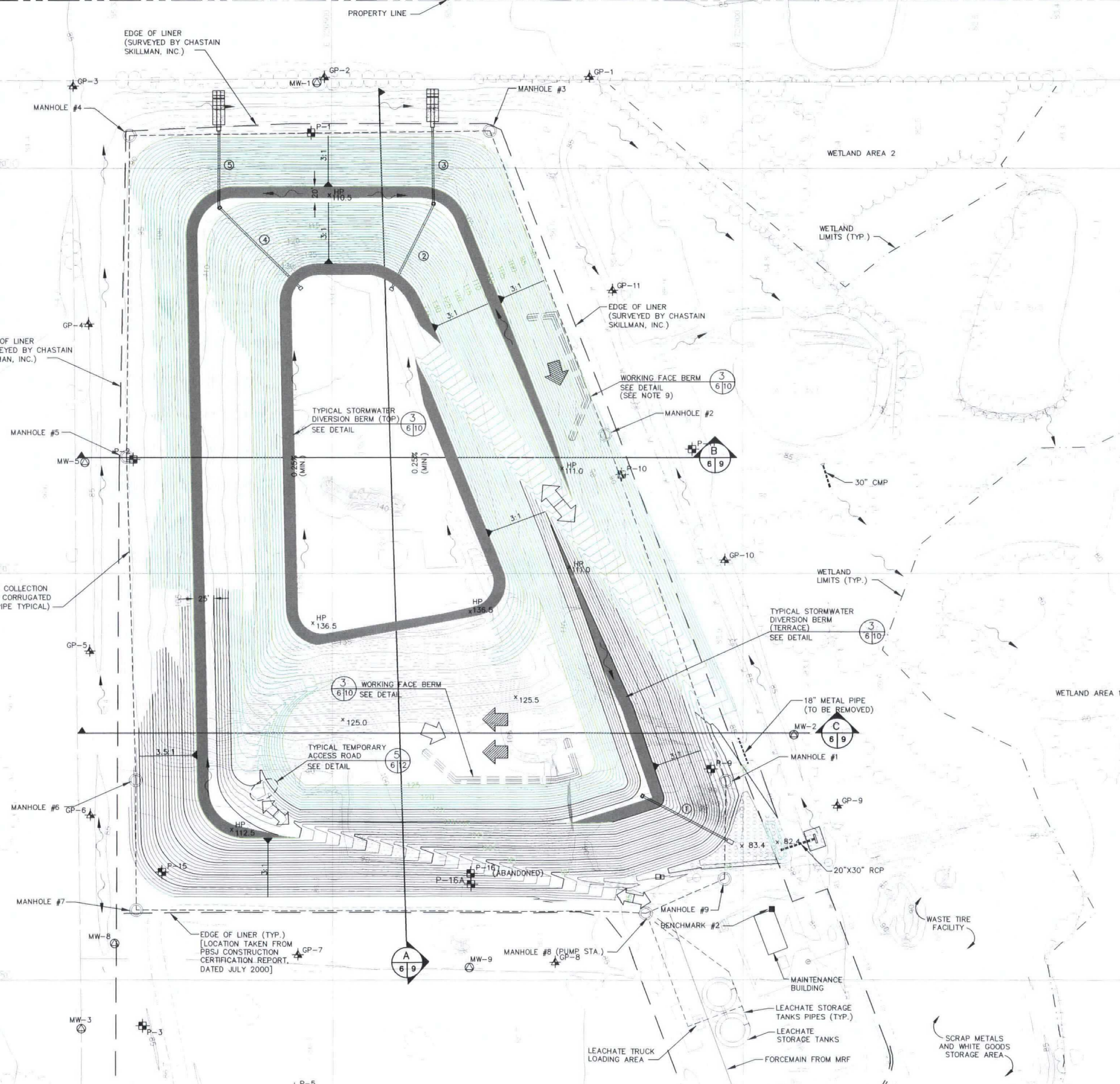
2. FDOT TYPE "C" INLET - PERMANENT  
TOP OF GRATE EL 135.0  
(1) 24" DIA CPE PIPE  
PIPE EL 132.0  
PIPE DISCHARGE EL 107.0 (1) 24" DIA CPE PIPE
  3. FDOT TYPE "C" INLET - PERMANENT  
TOP OF GRATE EL 110.0  
(1) 24" DIA CPE PIPE  
PIPE EL 107.0  
PIPE DISCHARGE EL 85.0 (1) 24" DIA CPE PIPE
  4. FDOT TYPE "C" INLET - TEMPORARY  
TOP OF GRATE EL 135.0  
(1) 24" DIA CPE PIPE  
PIPE EL 132.0  
PIPE DISCHARGE EL 107.0 (1) 24" DIA CPE PIPE
  5. FDOT TYPE "C" INLET - TEMPORARY  
TOP OF GRATE EL 110.0  
(1) 24" DIA CPE PIPE  
PIPE EL 107.0  
PIPE DISCHARGE EL 85.0 (1) 24" DIA CPE PIPE
- NOTE:  
1) CPE - CORRUGATED PLASTIC PIPE (ADS N-12 WITH WATERTIGHT GASKETS, TYP)  
2) PIPES AND INLETS-SEE DETAIL 3, SHEET 11

EDGE OF LINER  
(SURVEYED BY CHASTAIN  
SKILLMAN, INC.)

LEACHATE COLLECTION  
LINES (8" CORRUGATED  
PLASTIC PIPE TYPICAL)

GENERAL NOTES (CONT.):

- 8) INSPECT THE AREAS WITH COVER SOILS AT LEAST WEEKLY DEPENDING UPON WEATHER CONDITIONS FOR DAMAGED AREAS. REPAIR DAMAGED AREAS AS QUICKLY AS OPERATIONS PERMIT. PLACE SOIL, SEED, OR MULCH ON THE REPAIRED AREAS TO MINIMIZE ADDITIONAL DAMAGE.
- 9) PART OF THE PREVIOUSLY FILLED EXTERIOR SLOPES MAY BE FILLED DURING ANY SEQUENCE IN THE DRY SEASON. DURING THE WET SEASON, THE OPERATOR WILL LOOK AT THE FIVE-DAY FORECAST DURING WASTE PLACEMENT AND IF RAIN IS FORECAST (70 % OR GREATER), THEN THE OPERATOR WILL ENSURE THAT THE WORKING FACE IS COVERED WITH SOIL TO MINIMIZE CONTACT WITH STORMWATER. SHOULD HEAVY RAINFALL BE PREDICTED, THEN FILLING OPERATIONS SHOULD BE MOVED FROM THE SLOPE AREAS TO ANOTHER AREA OF THE LANDFILL WHERE STORMWATER/LEACHATE CONTROLS ARE EASIER TO MAINTAIN.



LEGEND:

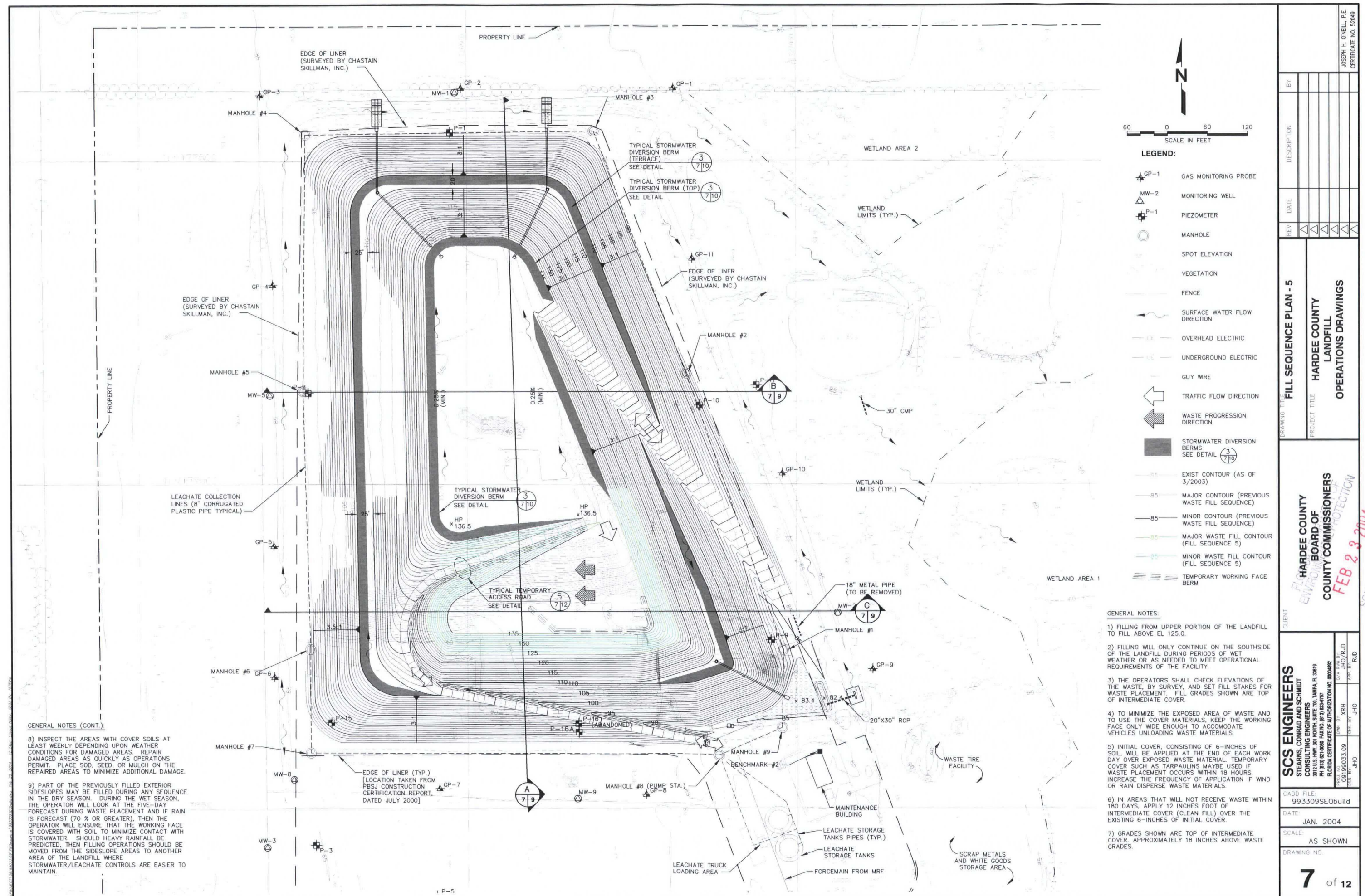
- GP-1 GAS MONITORING PROBE
- MW-2 MONITORING WELL
- P-1 PIEZOMETER
- MANHOLE
- SPOT ELEVATION
- VEGETATION
- FENCE
- SURFACE WATER FLOW DIRECTION
- OVERHEAD ELECTRIC
- UNDERGROUND ELECTRIC
- GUY WIRE
- TRAFFIC FLOW DIRECTION
- WASTE PROGRESSION DIRECTION
- STORMWATER DIVERSION BERMS SEE DETAIL 3/6/10
- EXIST CONTOUR (AS OF 3/2003)
- MAJOR CONTOUR (PREVIOUS WASTE FILL SEQUENCE)
- MINOR CONTOUR (PREVIOUS WASTE FILL SEQUENCE)
- MAJOR WASTE FILL CONTOUR (FILL SEQUENCE 4)
- MINOR WASTE FILL CONTOUR (FILL SEQUENCE 4)
- TEMPORARY WORKING FACE BERM

GENERAL NOTES:

- 1) FILLING WILL ALONG THE SOUTHSIDE UNTIL ELEVATION 125 REACHED; FILLING WILL OCCUR ALONG THE EAST SIDE TO BRING SLOPES TO GRADE AND COMPLETE PERMANENT ROAD TO ELEV. 135.
- 2) FILLING WILL ONLY CONTINUE ON THE SOUTHSIDE OF THE LANDFILL DURING PERIODS OF WET WEATHER OR AS NEEDED TO MEET OPERATIONAL REQUIREMENTS OF THE FACILITY.
- 3) THE OPERATORS SHALL CHECK ELEVATIONS OF THE WASTE, BY SURVEY, AND SET FILL STAKES FOR WASTE PLACEMENT. FILL GRADES SHOWN ARE TOP OF INTERMEDIATE COVER.
- 4) TO MINIMIZE THE EXPOSED AREA OF WASTE AND TO USE THE COVER MATERIALS, KEEP THE WORKING FACE ONLY WIDE ENOUGH TO ACCOMMODATE VEHICLES UNLOADING WASTE MATERIALS.
- 5) INITIAL COVER, CONSISTING OF 6-INCHES OF SOIL, WILL BE APPLIED AT THE END OF EACH WORK DAY OVER EXPOSED WASTE MATERIAL. TEMPORARY COVER SUCH AS TARPULINS MAYBE USED IF WASTE PLACEMENT OCCURS WITHIN 18 HOURS INCREASE THE FREQUENCY OF APPLICATION IF WIND OR RAIN DISPERSE WASTE MATERIALS.
- 6) IN AREAS THAT WILL NOT RECEIVE WASTE WITHIN 180 DAYS, APPLY 12 INCHES FOOT OF INTERMEDIATE COVER (CLEAN FILL) OVER THE EXISTING 6-INCHES OF INITIAL COVER.
- 7) GRADES SHOWN ARE TOP OF INTERMEDIATE COVER, APPROXIMATELY 18 INCHES ABOVE WASTE GRADES.

DRAWING TITLE <b>FILL SEQUENCE PLAN - 4</b>		PROJECT TITLE <b>HARDEE COUNTY LANDFILL OPERATIONS DRAWINGS</b>	
BY	DATE	REV	DESCRIPTION
		1	
		2	
		3	
		4	
		5	
		6	
		7	
		8	
		9	
		10	
		11	
		12	
		13	
		14	
		15	
		16	
		17	
		18	
		19	
		20	
		21	
		22	
		23	
		24	
		25	
		26	
		27	
		28	
		29	
		30	
		31	
		32	
		33	
		34	
		35	
		36	
		37	
		38	
		39	
		40	
		41	
		42	
		43	
		44	
		45	
		46	
		47	
		48	
		49	
		50	
		51	
		52	
		53	
		54	
		55	
		56	
		57	
		58	
		59	
		60	
		61	
		62	
		63	
		64	
		65	
		66	
		67	
		68	
		69	
		70	
		71	
		72	
		73	
		74	
		75	
		76	
		77	
		78	
		79	
		80	
		81	
		82	
		83	
		84	
		85	
		86	
		87	
		88	
		89	
		90	
		91	
		92	
		93	
		94	
		95	
		96	
		97	
		98	
		99	
		100	
		101	
		102	
		103	
		104	
		105	
		106	
		107	
		108	
		109	
		110	
		111	
		112	
		113	
		114	
		115	
		116	
		117	
		118	
		119	
		120	
		121	
		122	
		123	
		124	
		125	
		126	
		127	
		128	
		129	
		130	
		131	
		132	
		133	
		134	
		135	
		136	
		137	
		138	
		139	
		140	
		141	
		142	
		143	
		144	
		145	
		146	
		147	
		148	
		149	
		150	
		151	
		152	
		153	
		154	
		155	
		156	
		157	
		158	
		159	
		160	
		161	
		162	
		163	
		164	
		165	
		166	
		167	
		168	
		169	
		170	
		171	
		172	
		173	
		174	
		175	
		176	
		177	
		178	
		179	
		180	
		181	
		182	
		183	
		184	
		185	
		186	
		187	
		188	
		189	
		190	
		191	
		192	
		193	
		194	
		195	
		196	
		197	
		198	
		199	
		200	
		201	
		202	
		203	
		204	
		205	
		206	
		207	
		208	
		209	
		210	
		211	
		212	
		213	
		214	
		215	
		216	
		217	
		218	
		219	
		220	
		221	
		222	
		223	
		224	
		225	
		226	
		227	
		228	
		229	
		230	
		231	
		232	
		233	
		234	
		235	
		236	
		237	
		238	
		239	
		240	
		241	
		242	
		243	
		244	
		245	
		246	
		247	
		248	
		249	
		250	
		251	
		252	
		253	
		254	
		255	
		256	
		257	
		258	
		259	
		260	
		261	
		262	
		263	
		264	
		265	
		266	
		267	
		268	
		269	
		270	
		271	
		272	
		273	
		274	
		275	
		276	
		277	
		278	
		279	
		280	
		281	
		282	
		283	
		284	
		285	
		286	
		287	
		288	
		289	
		290	
		291	
		292	
		293	
		294	
		295	
		296	
		297	
		298	
		299	
		300	
		301	
		302	
		303	
		304	
		305	
		306	
		307	
		308	
		309	
		310	
		311	
		312	
		313	
		314	
		315	
		316	
		317	
		318	
		319	
		320	
		321	
		322	
		323	
		324	
		325	
		326	
		327	
		328	
		329	
		330	
		331	
		332	
		333	
		334	



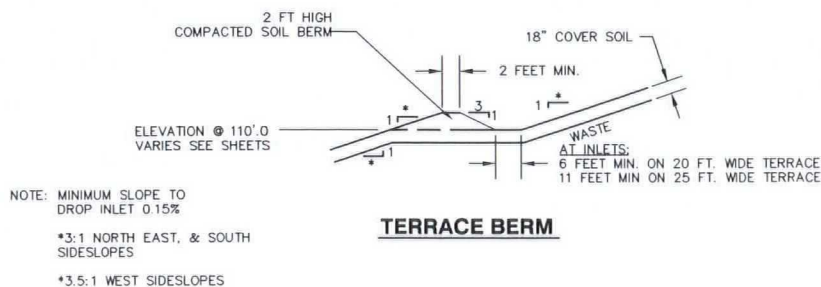




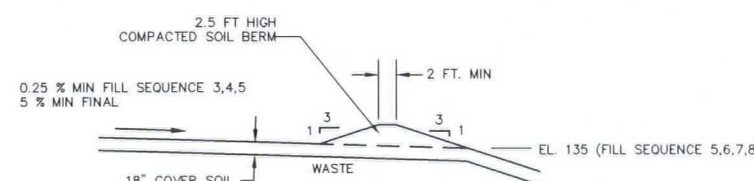




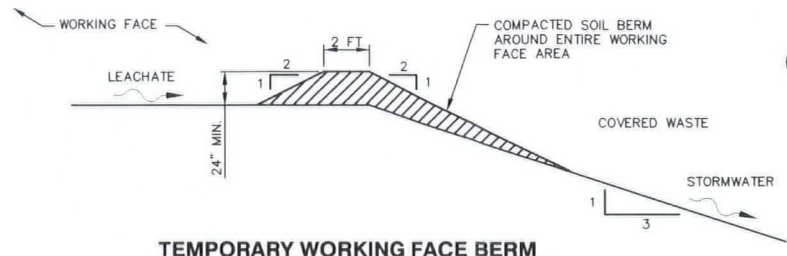




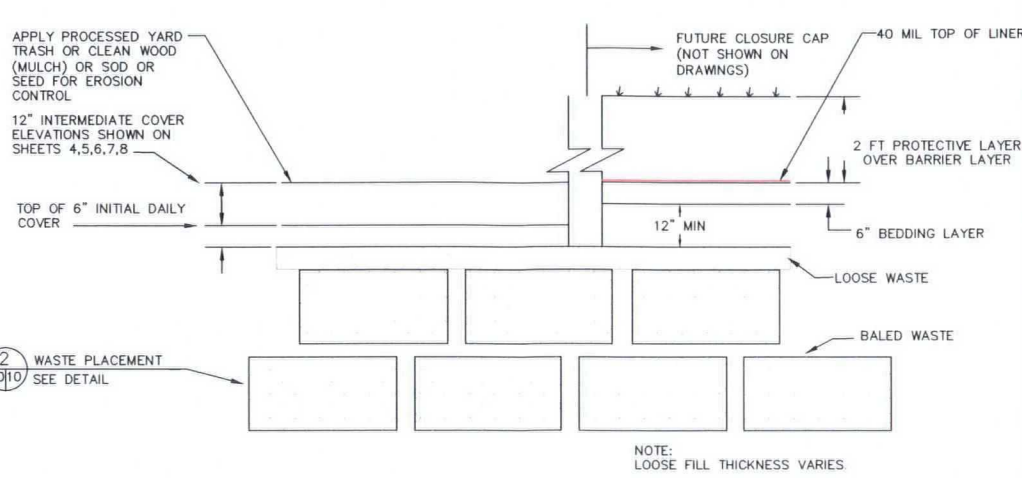
NOTE: MINIMUM SLOPE TO DROP INLET 0.15%  
 \*3:1 NORTH EAST, & SOUTH SIDESLOPES  
 \*3.5:1 WEST SIDESLOPES



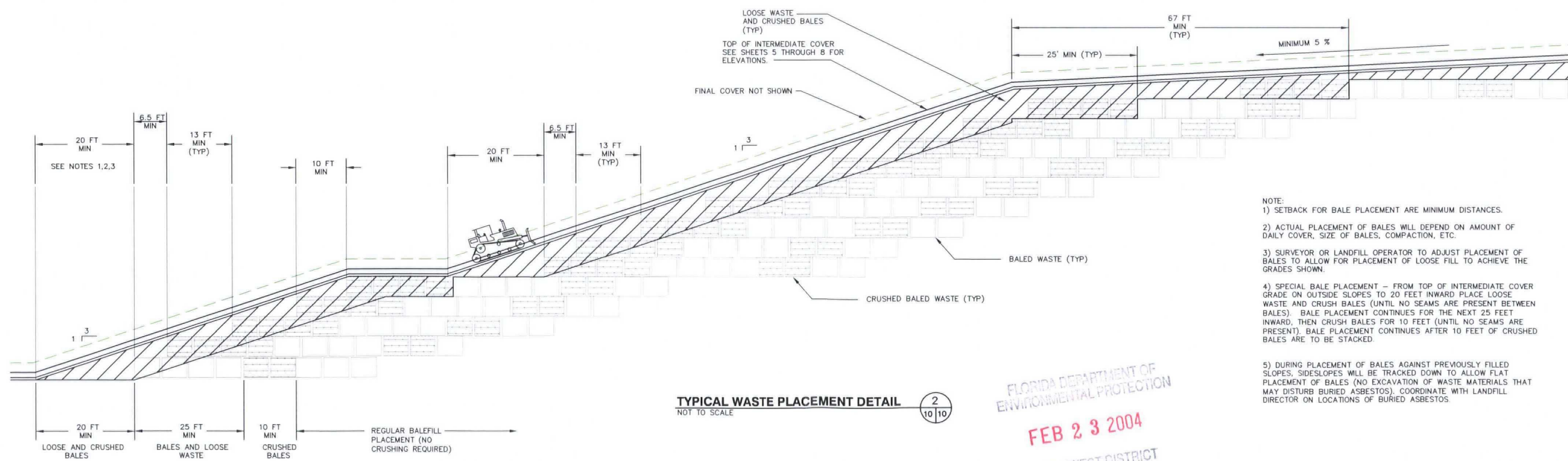
**TYPICAL STORMWATER DIVERSION BERM DETAIL**  
 SCALE H 1" = 10'  
 V 1" = 10'



**TEMPORARY WORKING FACE BERM**



**TYPICAL COVER SYSTEM DETAIL**  
 NO SCALE



**TYPICAL WASTE PLACEMENT DETAIL**  
 NOT TO SCALE

- NOTE:
- 1) SETBACK FOR BALE PLACEMENT ARE MINIMUM DISTANCES.
  - 2) ACTUAL PLACEMENT OF BALES WILL DEPEND ON AMOUNT OF DAILY COVER, SIZE OF BALES, COMPACTION, ETC.
  - 3) SURVEYOR OR LANDFILL OPERATOR TO ADJUST PLACEMENT OF BALES TO ALLOW FOR PLACEMENT OF LOOSE FILL TO ACHIEVE THE GRADES SHOWN.
  - 4) SPECIAL BALE PLACEMENT - FROM TOP OF INTERMEDIATE COVER GRADE ON OUTSIDE SLOPES TO 20 FEET INWARD PLACE LOOSE WASTE AND CRUSH BALES (UNTIL NO SEAMS ARE PRESENT BETWEEN BALES). BALE PLACEMENT CONTINUES FOR THE NEXT 25 FEET INWARD, THEN CRUSH BALES FOR 10 FEET (UNTIL NO SEAMS ARE PRESENT). BALE PLACEMENT CONTINUES AFTER 10 FEET OF CRUSHED BALES ARE TO BE STACKED.
  - 5) DURING PLACEMENT OF BALES AGAINST PREVIOUSLY FILLED SLOPES, SIDESLOPES WILL BE TRACKED DOWN TO ALLOW FLAT PLACEMENT OF BALES (NO EXCAVATION OF WASTE MATERIALS THAT MAY DISTURB BURIED ASBESTOS). COORDINATE WITH LANDFILL DIRECTOR ON LOCATIONS OF BURIED ASBESTOS.

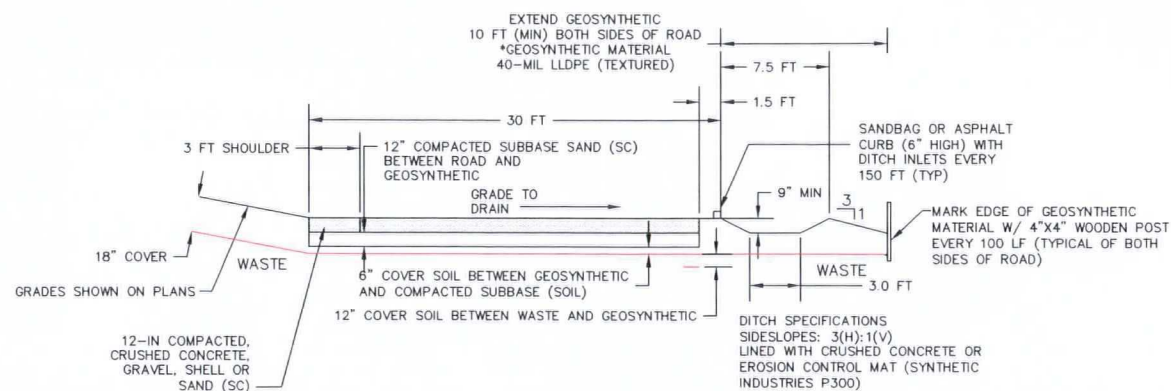


DRAWING NO.	SCALE	DATE	CADD FILE:	SCS ENGINEERS				CLIENT	DRAWING TITLE	REV	DATE	DESCRIPTION	BY		
				STEARNS, CONRAD AND SCHMIDT											
				CONSULTING ENGINEERS											
				3012 U.S. HWY. 301 NORTH, SUITE 700, TAMPA, FL 33619											
				PH (813) 821-0000 FAX (813) 822-0757											
FLORIDA CERTIFICATE OF AUTHORIZATION NO. 00004682				HARDEE COUNTY BOARD OF COUNTY COMMISSIONERS				DETAILS - 1							
PROJ. NO. 993309				C/A: JHO				PROJECT TITLE				HARDEE COUNTY LANDFILL OPERATIONS DRAWINGS			
DATE: 09/19/03				JHO				JHO				JOSEPH H. O'NEILL, P.E. CERTIFICATE NO. 52049			
DRAWN BY: JHO				JHO				JHO							
CHECKED BY: JHO				JHO				JHO							
IN CHARGE: JHO				JHO				JHO							
SCALE: AS SHOWN				JHO				JHO							
DATE: JAN. 2004				JHO				JHO							
993309SEQDET1				JHO				JHO							
10 of 12				JHO				JHO							

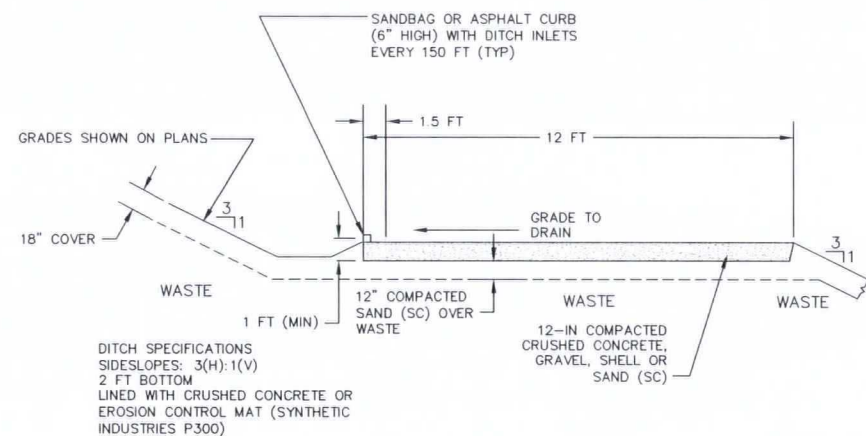




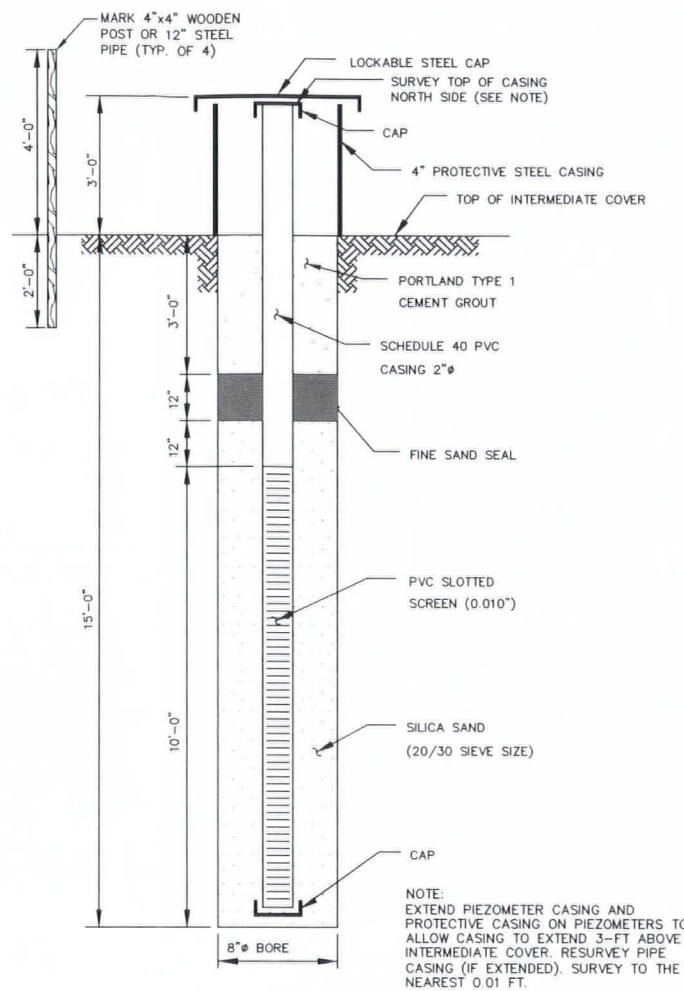




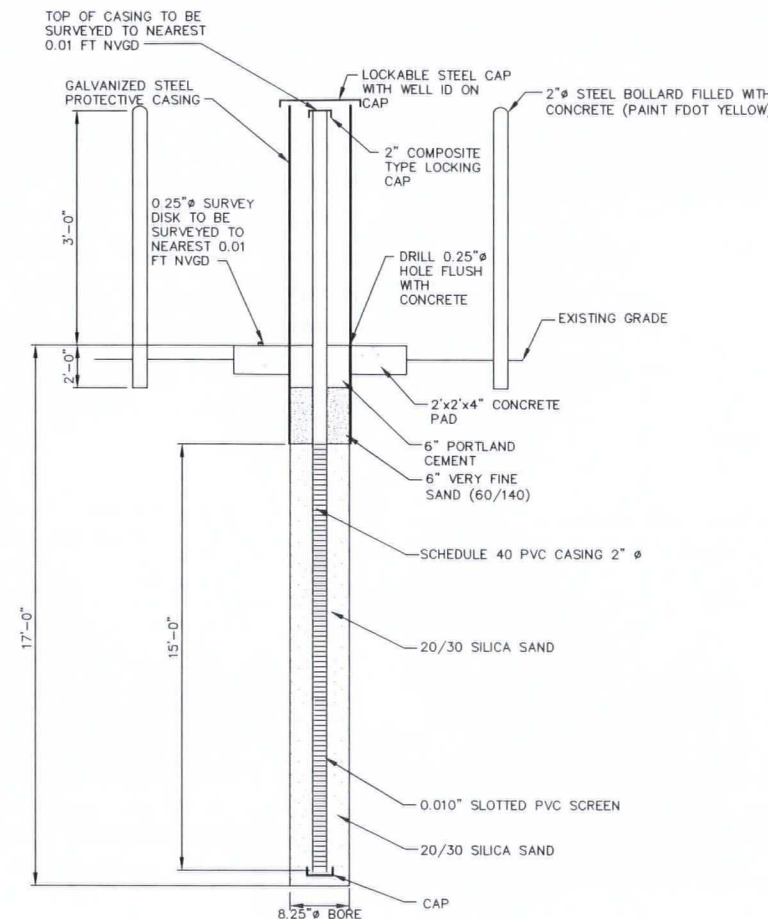
**TYPICAL PERMANENT ACCESS ROAD DETAIL**  
NOT TO SCALE



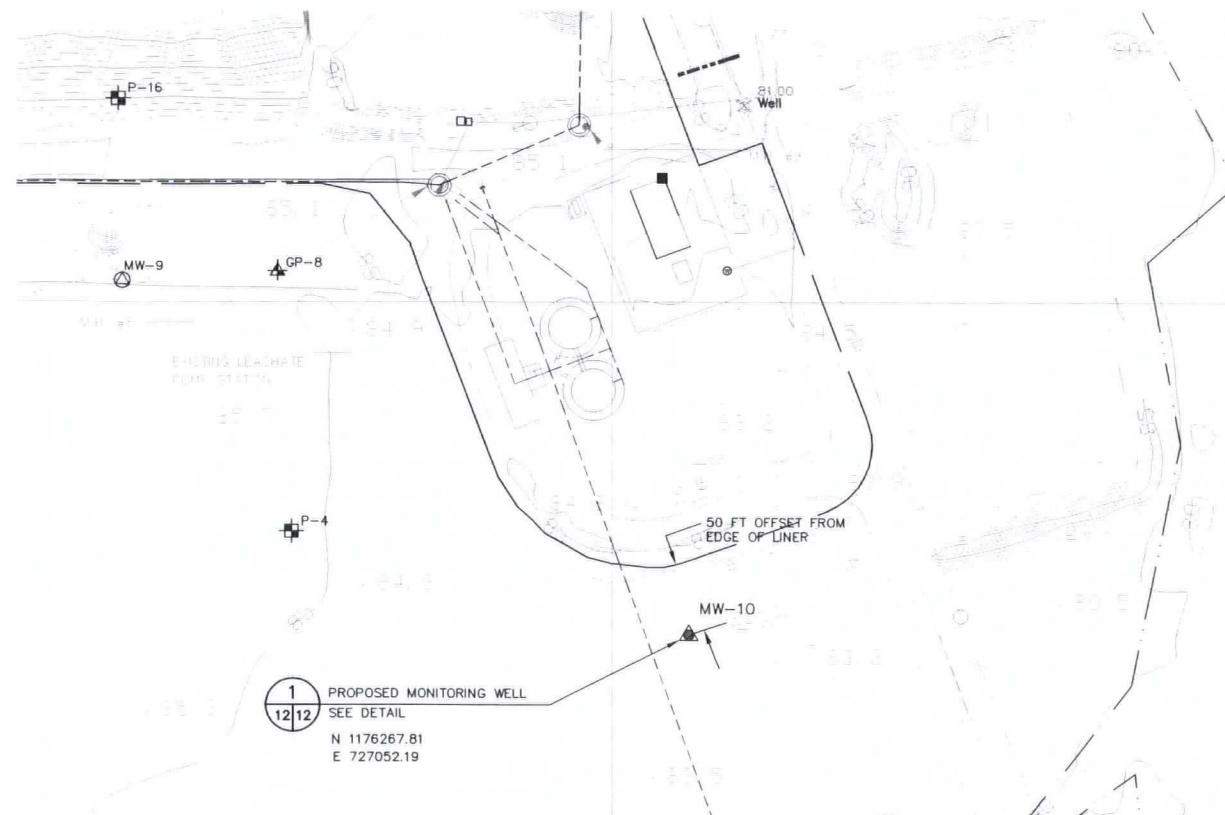
**TYPICAL TEMPORARY ACCESS ROAD DETAIL**  
NOT TO SCALE



**TYPICAL PIEZOMETER DETAIL**  
NOT TO SCALE



**TYPICAL MONITORING WELL DETAIL**  
NOT TO SCALE



**MONITORING WELL LOCATION MAP**  
NOT TO SCALE

FLORIDA DEPARTMENT OF  
ENVIRONMENTAL PROTECTION  
**FEB 23 2004**  
SOUTHWEST DISTRICT  
TAMPA

SCS ENGINEERS										CLIENT		DRAWING TITLE				DETAILS - 3				REV		DATE		DESCRIPTION		BY	
STEARNES, CONRAD AND SCHMIDT CONSULTING ENGINEERS 3000 N. W. 10TH AVENUE, SUITE 200 MIAMI, FLORIDA 33136 PH (305) 421-0080 FAX (305) 422-4757 FLORIDA CERTIFICATE OF AUTHORIZATION NO. 00004862										PROJECT NO.		SHEET NO.		SHEET TOTAL		DATE		BY		DATE		DESCRIPTION		BY			
CADD FILE: 9933309SEQ001.DWG										JRH		JRH		JRH		JRH		JRH		JRH		JRH		JRH			
DATE: JAN. 2004										JRH		JRH		JRH		JRH		JRH		JRH		JRH		JRH			
SCALE: AS SHOWN										JRH		JRH		JRH		JRH		JRH		JRH		JRH		JRH			
DRAWING NO.										JRH		JRH		JRH		JRH		JRH		JRH		JRH		JRH			
12 of 20										JRH		JRH		JRH		JRH		JRH		JRH		JRH		JRH			
JOSEPH H. O'NEILL, P.E. CERTIFICATE NO. 520049										JRH		JRH		JRH		JRH		JRH		JRH		JRH		JRH		JRH	



**APPENDIX B**

**WASTE HAULER AGREEMENT**



November 21, 2002

Hardee County Solid Waste Department  
Attention: Janice Williamson  
685 Airport Road  
Wauchulla, FL 33873-8663

Dear Janice:

Clean Harbors Florida, LLC is in agreement to extending our current contract under the same terms and conditions of our current contract for the two-year period beginning December 17, 2002. The prices in this agreement will remain in effect for the duration of the two-year contract extension.

I have enclosed copies of all of our current operational permits and certifications as outlined below:

- RCRA/HSWA permit (FDEP)
- Construction Permit for Tank Farms (FDEP)
- Air Emissions Transfer Permit (FDEP)
- Large Quantity Used Oil Handler Permit & Large Quantity Universal Waste Handler Permit (FDEP)
- Used Oil Transfer Facility and Filter Transfer Facility Permit (FDEP)
- Polychlorinated Biphenyls TSD Permit (TSCA)
- Hazardous Materials Transportation Certificate of Registration for 2002-2003 (USDOT)
- Hazardous Waste Transporter Certificate (FDEP)
- Occupational License (Polk County)

There are a couple of permits which were included in the original Safety-Kleen bid that did not carry over to the name of Clean Harbors as they no longer apply to the operation of the Bartow TSDF facility. These permits are as follows:

- NPDES Storm water permit
- Southwest Florida Water Management District Permit (SWFWMD)
- HSWA Permit (is now combined with the RCRA permit as listed above)
- Small Quantity Universal Waste Transporter Permit (replaced with Large Quantity Universal Waste Handler Permit in item 3 above)



Clean Harbors Florida's TSCA (PCB Storage) Permit has been issued and transferred to the name of Clean Harbors, however, we have not yet received a copy of the permit. This document will be forwarded to you as soon as it is received by the Clean Harbors Florida facility.

Hardee County has been added as an additional insured under the Clean Harbors insurance policy. A copy of this policy with Hardee County listed as an additional insured is enclosed listing all of the coverage limits, which meet or in most cases exceed the coverage limits required by your contract specifications.

With respect to the remainder of the original Safety-Kleen bid submittals, there will be no changes in the plans and procedures, bid pricing, and equipment to be utilized in the scope of Clean Harbors' services to Hardee County. There are a few personnel changes in that Jeff Roetzel, Jim Malach, and Dave O'Brien are no longer with the company. There have been no changes as of yet to the logistical routing and intended disposal facilities for wastes collected throughout the performance of this contract. Any changes made in the future will be addressed on a case-by-case basis for each waste stream and only then with the full written consent and approval of the Hardee County Solid Waste Department.

Clean Harbors Florida, LLC also has no objection to the addition of a four-hour labor rate of \$847.50 to the pricing terms of this contract. The 4-hour rate will be added to our system allowing you the option of either a 4-hour collection @ \$847.50 or an 8-hour collection @ \$1,695.00.

If you have any questions or need any additional information please feel free to contract me at (863) 519-6336 (Bartow Office); (863) 607-6575 (Home Office); or (863) 559-1611 (Mobile). Thank you for allowing Clean Harbors the opportunity to continue to manage the environmental services and hazardous waste disposal needs of Hardee County.

Sincerely,

A handwritten signature in black ink, appearing to read "Glenn S. Byer".

Glenn S. Byer  
TS Specialist

**APPENDIX C**  
**TRAINING COURSES**

# Florida's Solid Waste Management Facility Operator and Spotter Approved Initial and Continuing Education Courses

Last updated 6/24/03

Initial training courses can be taken for continuing education credit if the course was not taken as the initial training course.  
The initial course can be retaken as continuing education credit during the second three-year training period.  
Courses taken prior to your initial training does not count toward continuing education.

Class I, II, III Landfill Operators [Initial Training]		I, II, III	C&D	Transfer	MRF	Spotter
No.	COURSE TITLE	PROVIDED BY				
30	SWANA - Manager of Landfill Operations Training Course [MOLO <sup>®</sup> ]	SWANA	30			
160	SWANA - Manager of Landfill Operations [MOLO <sup>®</sup> ]	SWANA-FL / UF TREEO	30	30		
195	24-Hour Initial Training Course for Landfill Operators (Class I, II and III and C&D Sites)	Kohl Consulting, Inc.	24			

Construction and Demolition Debris Operators [C & D] [Initial Training]		I, II, III	C&D	Transfer	MRF	Spotter
No.	COURSE TITLE	PROVIDED BY				
200	Construction and Demolition Debris Landfills - A Short Course for Operators-24 hours	SWANA-FL / UF TREEO		24		
195	24-Hour Initial Training Course for Landfill Operators (Class I, II and III and C&D Sites)	Kohl Consulting, Inc	24	24		

Transfer Stations [Initial Training]		I, II, III	C&D	Transfer	MRF	Spotter
No.	COURSE TITLE	PROVIDED BY				
196	16-Hour Initial Training Course for Transfer Station Operators	Kohl Consulting, Inc		16		
225	19-Hour Initial Training for Transfer Station and MRF Operators	Kohl Consulting, Inc		19	19	
42	Transfer Station Design & Operations	SWANA		16		
222	SWANA - Managing MSW Transfer Station Systems	Solid Waste Association of North America SWANA		16		

Materials Recovery Facilities [MRF] [Initial Training]		I, II, III	C&D	Transfer	MRF	Spotter
No.	COURSE TITLE	PROVIDED BY				
225	19-Hour Initial Training for Transfer Station and MRF Operators	Kohl Consulting, Inc		19	19	
197	16-Hour Initial Training Course for Materials Recovery Facilities [MRFs]	Kohl Consulting, Inc			16	

# **Spotters [Initial Training]**

No.	COURSE TITLE	PROVIDED BY	I, II, III	C&D	Transfer	MRF	Spotter
203	8 Hour Initial Training for Spotters at Class I, II, III Landfills, Waste Processing Facilities, and C&D Sites	Kohl Consulting, Inc.	8	8	8	8	8
219	8-Hour Initial Training for Spotters	Consolidated Resource Recovery, Inc.	8	8	8	8	8
97	Basic Landfill Operations	Kohl Consulting, Inc.	8	8	8	8	8
91	Eight Hour Spotter Training for C&D Sites	Kohl Consulting, Inc.	8	8	8	8	8
121	Eight-Hour Training for Personnel at C&D Materials Recovery Facilities	Kohl Consulting, Inc.	8	8	8	8	8
111	Landfill Operations and Waste Screening for Class I, II & III Sites	Kohl Consulting, Inc.	8	8	8	8	8
257	Spotter Training Course – 8 Hours Initial Training	Hewitt Contracting Company, Inc.	8	8	8	8	8
248	Spotter Training for Solid Waste Facilities	UF TREEO	8	8	8	8	8
214	Spotter Training Plan for Land Clearing Debris Site	Wetland Solutions	8	8	8	8	8
147	Training for Spotters at Landfills, C&D Sites and Transfer Stations	JEA/TREEO	8	8	8	8	8
36	Waste Screening & Identification For Landfill Operators and Spotters	TREEO	8	8	8	8	8
122	Waste Screening and Operation Orientation for Transfer Station Personnel	Kohl Consulting, Inc.	8	8	8	8	8
9	Waste Screening at MSW Management Facilities {On-site Delivery}	SWANA	10	10	10	10	10

## Continuing Education

No. COURSE TITLE

PROVIDED BY

I, II, III

C&amp;D

Transfer

MRF

Spotter

204	1-Hour Overview of Health & Safety Issues at Solid Waste Facilities	Kohl Consulting, Inc	1	1	1	1	
105	11th Annual SE Recycling Conference & Trade Show [3/1-4/98]	SE Recycling	8	8			
197	16-Hour Initial Training Course for Materials Recovery Facility (MRF) Operators	Kohl Consulting, Inc.	10	10	8	8	
196	16-Hour Initial Training Course for Transfer Station Operators	Kohl Consulting, Inc.	10	10	8	8	
52	17-701 & 17-703 Update [6/17/94]	SWANA - FL	4				
225	19-Hour Initial Training Course for Transfer Station and MRF Operators	Kohl Consulting, Inc	10	10	8	8	
282	24-Hour HazWoper Technician Training	Safety Training & Consulting	6	6	6	6	
195	24-Hour Initial Training Course for Landfill Operators (Class I, II, III, and C&D Sites)	Kohl Consulting, Inc.	16	16			
169	40-hour Train-the-Trainer Program for Hazardous Waste Operations and Emergency Response Program	Chinn Training	8	8	8	8	
283	8-Hour DOT HM-126 Training	Safety Training & Consulting	4	4	4	4	
167	8-Hour HazWoper OSHA Refresher	FDEP / All Pro	4	4	4	4	
144	8-Hour HazWoper Refresher Training	Stephen Mraz	4	4	4	4	
203	8-Hour Initial Training Course for Spotters at Class I, II, III Facilities, Waste Processing Facilities, and C&D Facilities	Kohl Consulting, Inc.	8	8	8	8	8
219	8-Hour Initial Training for Spotters	Consolidated Resource Recovery, Inc.	8	8	8	8	8
270	Advanced Topics in Compost Utilization	UF IFAS Extension Office	2	2		2	2
182	Air Compliance and LGF System Operation [11/9-10/00]	SCS Engineers	16				
288	A Little is Enough: Reducing Man-Made mercury Impacts	UF TREEO Center	2	2	2	2	2
171	An Overview of Solid Waste Technologies and Waste Screening Review	Kohl Consulting, Inc.	2	2	2	2	2
71	Asbestos Awareness Course for Landfill Operators	UF TREEO Center	4	4	4	4	4
127	Asbestos Awareness Refresher Course for Landfill Operators	UF TREEO Center	2	2	2	2	2
236	Authorized Entrant for Permit - Required Confined Spaces	UF TREEO Center	16				
145	Avoiding OSHA Citations and Liabilities in Florida [6/29/99]	Lorman Education Services	6				
143	Basic Confined Space [8/17/99]	North Florida Environmental Services	8	8	8	8	8
97	Basic Landfill Operations	Kohl Consulting, Inc.	8	8	8	8	8
253	Basic Math for Water and Wastewater Operations at FW&PCOA Annual or Regional Short School	Michael Switzer	5	5	5	5	
72	Bird and Wildlife Management at Solid Waste Mgmt Facilities	UF TREEO Center	8	8	8		
206	Bird Management at Solid Waste Facilities	UF TREEO Center	4	4	4		
285	Chemical Compatibility and Storage	UF TREEO Center	4	4	4	4	4
233	Chemicals That You Work With	Charlotte County	2	2	2	2	2
12	Chemistry for Environmental Professionals	UF TREEO Center	8	8	8	8	8
16	Complete Preventative Maintenance: Using New Technologies [No longer offered]	UF TREEO Center	13				
278	Compost Tour and Hands-On Training [5/20/03]	UF - IFAS Extension Office	3				
35	Confined Space Entry & Assessment	Applied Associates International	8	8	8	8	
18	Confined Space Entry & Assessment [no longer offered]	UF TREEO Center	20				
29	Confined Space Entry & Rescue	South Tech Fire Academy	40	40	40	40	
181	Confined Space for Private Industry	Sarasota Co. Tech	24	24	24	24	
80	Construction and Demolition Debris Landfills - A Short Course for Operators [no longer offered] (See #200)	UF TREEO Center/ SWANA - FL	20	20			
200	Construction and Demolition Debris Landfills - A Short Course for Operators - 24 hours	UF TREEO Center/ SWANA - FL	16	16			
103	Construction and Demolition Waste Recycling	UF TREEO Center	7	7		7	7
114	Debris Management G202	FEMA/FL Div	12	12	12	12	12

Continuing Education		I, II, III	C&D	Transfer	MRF	Spotter
No.	COURSE TITLE	PROVIDED BY				

136	Debris Management-Advanced Course (G202-Advanced)	FDEP/FEMA	8	8	8	8	8
161	Design of Lateral Drainage Systems for Landfills [3/14/00]	Tenax	5				
108	Developing a Usable Operations Plan	Kohl Consulting, Inc.	4	4	4	4	4
130	Eight Hour Confined Space Training Course	Charles Davis	8	8	8	8	8
91	Eight Hour Spotter Training for Construction & Demolition Sites	Kohl Consulting, Inc.	8	8	8	8	8
287	Emergency Response Operations for Incident Command	UF TREEO Center	4	4	4	4	
40	Environmental Drilling, Well Installation & Sampling	Nielson Environmental Field School, Inc.	16	16			
271	Environmental Management Systems - Introduction	UF TREEO Center	2	2	2	2	
175	Environmental Management Systems - Overview	UF TREEO Center	4	4	4	4	
176	Environmental Management Systems Internal Audit Procedures	UF TREEO Center	4	4	4	4	
43	Environmental Sampling Laboratory & Data Analysis [12/12-12/94]	Executive Enterprises, Inc.	12				
100	Excavation, Trenching: Competent Person Training	UF TREEO Center	8	8			
284	Excavation, Trenching: Competent Person Training 16-Hour	UF TREEO Center	16	16			
66	Exposure to Bloodborne and Waterborne Pathogens [No longer offered]	UF TREEO Center	8				
167	FDEP 8-Hour HazWoper OSHA Refresher [5/3/00]	FDEP / All Pro	4	4	4	4	
199	FDEP 8 Hour HazWoper OSHA Refresher [5/1/01]	FDEP	4	4	4	4	
228	FDEP 8 Hour HazWoper OSHA Refresher [5/22/02]	FDEP / Kenton Brown	4	4	4	4	
232	FDEP 8 Hour HazWoper OSHA Refresher [5/22/02]	FDEP [Bottcher/Knox]	4	4	4	4	
266	FDEP 8 Hour HazWoper OSHA Refresher [5/5/03, 5/9/03]	FDEP	4	4	4	4	
48	FDEP Annual SQG Assessment, Notification & Verification Program Workshop [4/30/96]	FDEP	5				
88	FDEP Annual SQG Assessment, Notification & Verification Program Workshop [5/5-7/97]	FDEP	5				
107	FDEP Annual SQG Assessment, Notification & Verification Program Workshop [5/4-6/98]	FDEP	7	7	7	7	
134	FDEP Annual SQG Assessment, Notification & Verification Program Workshop [5/3-5/99]	FDEP	5	5	5	5	
226	FDEP Annual SQG Assessment, Notification & Verification Program Workshop [5/20-21/02]	FDEP	5	5	5	5	
264	FDEP Annual SQG Assessment, Notification & Verification Program Workshop [5/6-7/03]	FDEP	5	5	5	5	
267	FDEP DOT 4 Hour Awareness Training [5/5/03, 5/9/03]	FDEP	2	2	2	2	2
268	FDEP HHW Facility Design [5/9/03]	FDEP	4	4	4	4	4
54	FDEP HHW & Conditionally Exempt SQG [5/3-5/95]	FDEP	14				
59	FDEP HHW & Conditionally Exempt SQG [5/1/96]	FDEP	5				
84	FDEP HHW & Conditionally Exempt SQG [5/5-7/97]	FDEP	5				
106	FDEP HHW & Conditionally Exempt SQG [5/6-8/98]	FDEP	5	5	5	5	
135	FDEP HHW & Conditionally Exempt SQG [5/5-7/99]	FDEP	5	5	5	5	
166	FDEP HHW & Conditionally Exempt SQG [5/1-3/00]	FDEP	5	5	5	5	
198	FDEP HHW & Conditionally Exempt SQG [4/30-5/1/01]	FDEP	5	5	5	5	
227	FDEP HHW & Conditionally Exempt SQG [5/22-24/02]	FDEP	5	5	5	5	
227	FDEP HHW & Conditionally Exempt SQG [5/7-8/03]	FDEP	5	5	5	5	5
32	Field Sampling Short School [7/22-24/91]	Environmental Technology Center	22				
110	Fires at Landfills	Kohl Consulting, Inc.	2	2		2	
289	Florida Stormwater and Erosion Control and Sedimentation Inspector Training Program	METRA-North	12	12	8	4	
273	Florida Master Naturalist Program - Florida Freshwater Wetlands Systems	UF IFAS Extension Office	4	4	4	4	
155	Four Hour Spotter Orientation for Class I, II and III Supervisors	Kohl Consulting, Inc.	4	4	4	4	4
156	Four Hour Spotter Orientation for Class I, II, and III Landfills	Kohl Consulting, Inc.	4	4	4	4	4



Continuing Education			I, II, III	C&D	Transfer	MRF	Spotter
No.	COURSE TITLE	PROVIDED BY					
119	Four Hour Spotter Training Refresher for Construction & Demolition Sites	Kohl Consulting, Inc.	4	4	4	4	4
113	Full Cost Accounting for Municipal Solid Waste Management [2/17/98]	Terra Tech EM Inc	6				
120	Fundamentals of Operations for MRF Facilities Personnel	Kohl Consulting, Inc.	8			8	
274	Fundamentals of Slope Stability	UF TREEO Center	16	16			
271	General Environmental Workshop [Feb-Mar 2003]	METRA	4	4	4	4	4
154	Geosynthetics for Advanced Solutions [11/4/99]	GSE Lining Tech	6				
152	Groundwater Issues for Landfill Operators	UF TREEO Center	6	6			
17	Groundwater Monitoring, Analysis and Data Interpretation	UF TREEO Center	12	12			
76	Groundwater Monitoring, Requirements and Techniques for Landfills	Kohl Consulting, Inc.	2	2			
101	Hazard Communications Course	Escambia County Emergency Prep	4	4	4	4	4
85	Hazardous Material and Site Investigations	EnSafe	6	6	6	6	6
82	Hazardous Material Chemistry for Non-Chemist [1/18/95]	St. Petersburg Junior College	7				
286	Hazardous Material Chemistry for Non-Chemist	UF TREEO Center					
131	Hazardous Material Recognition Awareness Level Refresher [3/1/96]	Citrus County	4				
81	Hazardous Material Transportation [no longer offered]	UF TREEO Center	4				
50	Hazardous Materials Awareness Training [1/25/94]	Citrus County	8				
102	Hazardous Materials in Construction & Demolition Waste	UF TREEO Center	4	4			
224	Hazardous Materials in Construction & Demolition Waste OnLine	UF TREEO Center	4	4			
86	Hazardous Materials Incident Awareness Level Training [2/5/97]	Escambia County Emergency Prep	8	8	8	8	8
70	Hazardous Materials Management Conference [11/6-9/96]	International City & County Mgmt Associate	12				
98	Hazardous Materials Transportation Seminar [5/7-8/97]	City Environmental Services, Inc of Florida	5	5	5		
34	Hazardous Waste & Emergency Response	Applied Associates International	8	8	8	8	8
53	Hazardous Waste Management for Government Employees [9/95, 10/95]	UF TREEO Center	6				
60	Hazardous Waste Mgmt 40 CFR 261-265 [4/17/96]	Occupational Safety Training, Inc.	8				
99	Hazardous Waste Operations & Emergency Response	Sterling Fibers/ESP	3	3	3		
188	Hazardous Waste Operations Emergency Response Refresher	Orange Co. Environmental Protection Division	4	4	4	4	
63	Hazardous Waste Regulations for Generators	UF TREEO Center	4	4	4	4	4
20	Hazardous Waste Training for Solid Waste Managers [7/16/93]	SWANA - FL	5				
217	HazWoper 24-Hour Moderate Risk Online	UF TREEO Center	6	6	6	6	3
216	HazWoper 40-Hour OSHA Health & Safety Online	UF TREEO Center	8	8	8	8	
218	HazWoper 8-Hour Refresher Online	UF TREEO Center	4	4	4	4	4
269	HazWoper 8 Hour OSHA Refresher	Gulf Coast Industrial Services Inc.	4	4	4	4	4
115	HazWoper Material Control & Emergency Response	Air Safe	8	8	8	8	4
170	Health & Safety Issues for Solid Waste Management Facilities	Kohl Consulting, Inc.	8	8	8	8	4
281	Health and Safety for Solid Waste Workers	UF TREEO Center	8	8	8	8	8
69	Health and Safety Training for Hazardous Materials: 40-Hour OSHA Compliance Course	UF TREEO Center	8	8	8	8	
62	Health and Safety Training for Hazardous Materials: 8 hour OSHA Refresher	UF TREEO Center	4	4	4	4	2
223	Health and Safety Training for Landfill Operations OnLine	UF TREEO Center	5	5	5	5	2
149	Health and Safety Training for Landfill Operations	UF TREEO Center	5	5	5	5	2
201	Hiring and Retaining Good Employees	UF TREEO Center	2	2	2	2	
33	Household Hazardous Waste [6/30/94]	Care Environmental Corp.	4				
209	Hurricane Preparedness and Post Disaster Recovery Workshop [8/10/01]	Dewberry & Davis LLC	8	8	8	8	8

Continuing Education			I, II, III	C&D	Transfer	MRF	Spotter
No.	COURSE TITLE	PROVIDED BY					

19	Hydrogeology: Applications of Fundamental Concepts & Field Techniques to Florida Groundwater Investigations [No longer offered]	UF TREEO Center	20	20			
11	Inspection Procedures for Agri-chemical Containers offered for Recycling [No longer offered]	Dept. of Agriculture & Consumer Services	1				
44	Inspection Procedures for Agri-chemical Containers offered for Recycling [Pesticide] [No longer offered]	Institute of Food & Agriculture Science [IFAS]	1				
129	Inspector's Handbook for Construction Projects	Hillsborough County Solid Waste	7				
151	Integrated Management Course: Hurricane Recovery and Mitigation	FEMA/EMI	7	7	7	7	
37	Introduction to Electrical Maintenance [prior to 1/1/02]	UF TREEO Center	7				
212	Introduction to Electrical Maintenance [taken after 1/1/02]	UF TREEO Center	16	16	16	16	
14	Introduction to Groundwater: Contamination, Investigation, & Remediation Assessment	UF TREEO Center	13	13			
124	Landfill Compaction Training School [prior to 1/1/02]	Caterpillar & Ringhaver Equipment	5	5			
229	Landfill Compaction Training School - 8 hours [taken after 1/1/02]	Caterpillar & Ringhaver Equipment	8	8			
75	Landfill Compliance Inspections	Kohl Consulting, Inc.	2	2			2
157	Landfill Design and Construction [3/27-30/00]	UF TREEO Center	28				
4	Landfill Design: Cell Design & Construction [3/9/92]	UF TREEO Center	14.5				
6	Landfill Design: Closure & Long Term Care [5/19/92]	UF TREEO Center	15				
2	Landfill Design: Conceptual Design Operations & Monitoring [1/12/92]	UF TREEO Center	14.5				
78	Landfill Design: Landfill Design and Construction [5/5-9/97]	UF TREEO Center	28				
5	Landfill Design: Leachate & Gas Management [3/11/92]	UF TREEO Center	15				
79	Landfill Design: Leachate and Gas Management System Design [6/10-12/97]	UF TREEO Center	21				
3	Landfill Design: Liner Systems Materials Installation & Quality Assurance [2/11/92]	UF TREEO Center	14				
1	Landfill Design: Planning & Permitting [1/21/92]	UF TREEO Center	14				
77	Landfill Design: Planning and Permitting for Solid Waste Management [4/8-9/97]	UF TREEO Center	16				
179	Landfill Gas & Energy: Alternative Uses [9/25-27/00]	CDM, Inc.	8				
49	Landfill Gas & Leachate Systems	UF TREEO Center / SCS Engineers	8	8			
172	Landfill Gas Collection and Control Systems [8/19-20/99]	CDM, Inc.	8				
276	Landfill Gas Collection and Control Systems Operator Training [9/2002]	Waste Management.	12				
83	Landfill Gas NSPS Workshop [7/15/96]	FDEP	6				
67	Landfill Gas NSPS Workshop [7/9/96]	SWANA - FL	4				
57	Landfill Gas System Design- A Practical Approach [6/14-15/94]	Landfill Control Technologies	8				
89	Landfill Gas: How to Profit From the New Mandates [6/17/97]	FDEP	7				
194	Landfill Operating Issues for Class I, II, III and C&D Sites	Kohl Consulting, Inc.	8	8			8
260	Landfill Operation Online	UF TREEO Center	16	16			
261	Landfill Operation	UF TREEO Center	16	16			
111	Landfill Operations and Waste Screening for Class I, II & III Sites	Kohl Consulting, Inc.	8				8
58	Landfill Operator Education (Landfill Mining and Landfill Gas and Leachate Mgmt) [3/22/96]	SWANA - FL	4				
168	Landfill Service School (Leachate Pumps and Controls School) [3/25-26/99]	EPG Companies	7	7			
118	Landfill Wildlife Training Course	Applied Technology & Management, Inc - ATM/UF TREEO Center	4	4			
277	Laws and Rules for Florida Engineers - *only for PEs	UF TREEO Center	4				
158	Leachate and Gas Management System Design [5/9-10/00]	UF TREEO Center	12				

# Continuing Education

No. COURSE TITLE

PROVIDED BY

I, II, III  
C&D  
Transfer  
MRF  
Spotter

125	Management of Leachate, Gas, Stormwater and Odor at Class I, II, III Landfills	Kohl Consulting, Inc.	8	8				
249	Management of Special Waste for SWM Facility Operators	Kohl Consulting, Inc.	4	4	4	4	4	
109	Measurements and Calculations for Landfill Operators	Kohl Consulting, Inc.	5	5				
38	Mechanical Maintenance (Pumps and Pumping) (prior to 1/1/02) (see #213)	UF TREEO Center	7					
140	Meeting the Challenges of Environmental Liability with Case Studies in Solid Waste [6/16/99]	SWANA - FL	4					
128	Methods of Erosion and Sedimentation Control for Construction Sites	UF TREEO Center/FDEP	6	6				
208	NPDES Phase II Inspector Certification Course	University of Florida - T2 Center	12	12	8	4		
180	NUCA Competent Person Training	Sarasota Co. Tech	8	8				
10	On Site Operations Personnel [11/91]	SWANA - FL						
177	OSHA 40-Hour Course	R. Cooley	8	8	8	8		
165	OSHA 8-Hour HazWoper Annual Refresher [8/25/00]	University of North Florida Safety America	4	4	4	4	2	
142	OSHA 8-Hour Refresher for Hazardous Waste Operations and Emergency Response	FDEP/Jamson	4	4	4	4	2	
68	OSHA Update Seminar [8/7/96]	J.J. Keller & Associates, Inc.	6					
183	Overview of Class I Landfill Operations and Waste Screening	Kohl Consulting, Inc.	3	3				3
92	Overview of Solid Waste Management Technologies	Kohl Consulting, Inc.	3					
184	Overview of Transfer Stations Operations and Waste Screening Review	Kohl Consulting, Inc.			3	3	3	
15	Overview Understanding the Planning & Training Requirements of Big 3: OSHA, EPA, DOT (Regulatory Overview)	UF TREEO Center	7					
192	Pedestrian, Vehicles and Equipment Safety at Transfer Stations	Kohl Consulting, Inc.			2	2	2	
186	Pedestrian, Vehicles and Equipment Safety in the Landfill	Kohl Consulting, Inc.	2	2				2
104	Permit Required Confined Space Training	UF TREEO Center	8	8	8	8		
96	Personnel Law Up-date [12/11-12/96]	Council on Education in Management	5					
239	Pollution Prevention and Environmental Essentials Conference	UF TREEO Center	5	1	5	5		
230	Proper Maintenance of Heavy Equipment and Safety	Caterpillar & Ringhaver Equipment	3	3	3	3	3	
153	Pump Maintenance [4/13-14/00]	National Tech Transfer	7					
213	Pumps and Pumping (taken after 1/2/02)	UF TREEO Center	16	16	16	16		
237	Recycle Organics 2002	University of Florida - IFAS	4	4	4	4		
280	RecycledFlorida Today 10 <sup>th</sup> Annual Conference [6/3-6/03]	RecycledFlorida Today	5	4	5	5		
90	Recycling Coordinator Training Course 1997 (Basic Recycling Training) [5/19-21/97]	UF TREEO Center	8	8				
137	Recycling Coordinator Training Course 1999	UF TREEO Center	8	8				
205	Recycling Coordinators Training Course 2001 [8/2--24/01]	SWANA - FL						
146	Recycling Disaster Debris [8/6/99]	University of Central Florida / Engineering	6	6	6	6	6	
193	Safe Operating Issues for Transfer Stations	Kohl Consulting, Inc.			2	2		
123	School/University Advanced Recycler Training Course [10/20-21/98]	UF TREEO Center	7	7				
7	Site Monitoring at Solid Waste Facilities	SWANA - FL	10					
139	Solid Waste Facility Operations for Construction and Demolition Operators [No longer offered] (See #196)	Kohl Consulting, Inc.		20				
138	Solid Waste Facility Operations for Landfill Operators [No longer offered] (See #196)	Kohl Consulting, Inc.	20					
41	Solid Waste in Florida's Small Counties Workshop	Florida Counties Foundation & the Florida Institute of Government	4					
21	Solid Waste Landfill Operators Short School [No longer offered]	UF TREEO Center/SWANA - FL	20					
28	Solid Waste Landfills Correspondence Course (course # C240-A180)	University of Wisconsin	20	20				

Continuing Education			I, II, III	C&D	Transfer	MRF	Spotter
No.	COURSE TITLE	PROVIDED BY					

22	Solid Waste Management: Managing Special Waste [5/19/92]	UF TREEO Center	6				
55	Solid Waste Regulatory Review Workshop [3/10/95]	SWANA - FL	3				
257	Spotter Training Course - 8 Hours Initial Training	Hewitt Contracting Company, Inc.	8	8	8	8	8
263	Spotter Training for Solid Waste Facilities Refresher	UF TREEO Center	4	4	4	4	4
248	Spotter Training for Solid Waste Facilities	UF TREEO Center	8	8	8	8	8
214	Spotter Training Plan for Land Clearing Debris Site	Wetland Solutions	8	8	8	8	8
150	Storm Water Management Training	S2Li	4				
202	Stormwater Inspector Certification Course	Sarasota Co. Tech	12	12	8	4	
39	Stormwater Management for Landfills [No longer offered]	UF TREEO Center	8				
56	Successfully Contracting for Solid Waste Services [7/14/95]	SWANA - FL	4				
61	Successfully Contracting Solid Waste Services	UF TREEO Center / SCS Engineers	4				
215	SWANA - 2001 Special Waste Conference [12/3-4/01]	SWANA	10	9	10	8	
258	SWANA - 2002 Special Waste Conference [12/5-6/02]	SWANA	10	9	9	9	
242	SWANA - Business Planning, Marketing and Communications for the Solid Waste Industry	SWANA	8	8	4	4	
252	SWANA - FEMA's Debris Management	SWANA	8	8	8	8	8
250	SWANA - Construction and Demolition Debris Course	SWANA	22	22	22	22	8
47	SWANA - Financing Integrated MSW Management Systems [5/14/96]	SWANA	8				
46	SWANA - Groundwater Monitoring/Leachate Mgmt	SWANA	8	8			
94	SWANA - Health & Safety at MSW Landfills	SWANA	10	10			
238	SWANA - Household Hazardous Waste & CESQG Facility Operations 24 hour Training	SWANA / SWANA - FL	15	15	15	15	15
26	SWANA - International Meeting [8/11-13/91]	SWANA	20				
245	SWANA - Leadership Skill Development for Solid Waste Professionals	SWANA	8	8	4	4	
244	SWANA - Landfill Gas Basics	SWANA	8	8			
27	SWANA - Landfill Gas Management (Spring Seminar 1994) [3/4/94]	SWANA	4				
133	SWANA - Landfill Gas Symposium 22 <sup>nd</sup> Annual [3/22-25/99]	SWANA	15				
163	SWANA - Landfill Gas Symposium 23 <sup>rd</sup> Annual [3/22-30/00]	SWANA	15				
190	SWANA - Landfill Gas Symposium 24 <sup>th</sup> Annual [3/19-23/01]	SWANA	18				
262	SWANA - Landfill Gas Symposium 26 <sup>th</sup> Annual [3/25-27/03]	SWANA	15				
231	SWANA - Landfill Gas System Operation and Maintenance	SWANA	20	20			
93	SWANA - Landfill Operational Issues	SWANA	8	8			
74	SWANA - Landfill Symposium 1 <sup>st</sup> Annual [11/4-6/96]	SWANA	17				
87	SWANA - Landfill Symposium 2 <sup>nd</sup> Annual [2/4-6/97]	SWANA	18				
117	SWANA - Landfill Symposium 3 <sup>rd</sup> Annual [7/22-24/98]	SWANA	18				
159	SWANA - Landfill Symposium 4 <sup>th</sup> Annual [6/28-30/99]	SWANA	16				
211	SWANA - Landfill Symposium 6 <sup>th</sup> Annual [6/18-20/01]	SWANA	18				
275	SWANA - Landfill Symposium 8 <sup>th</sup> Annual [6/17-19/03]	SWANA	13				
245	SWANA - Leadership Skill Development for Solid Waste Professionals	SWANA	8	8	4	4	
8	SWANA - Managing Landfill Gas at MSW Landfills	SWANA	10	10	10	10	10
95	SWANA - Managing Landfill Gas at MSW Landfills [1997] Onsite Delivery	SWANA	5	5			
30	SWANA - Manager of Landfill Operations	SWANA	16	16			4
160	SWANA - Manager of Landfill Operations [MOLO®]	UF TREEO Center/SWANA - FL	16	16	8	8	
000	SWANA - Manager of Landfill Operations [MOLO®] Exam Only	SWANA/ SWANA - FL	0				
243	SWANA - Managing Composting Programs	SWANA	10	10			
251	SWANA - Managing MSW Collection Systems	SWANA	8		8	8	
246	SWANA - Managing MSW and Recyclables Collection Efficiency Workshop	SWANA	8	8	4	4	
234	SWANA - Managing MSW Recycling Systems	SWANA / SWANA - FL	7	7	7	7	
001	SWANA - Managing MSW Recycling Systems Exam Only	SWANA/ SWANA - FL	0				

Continuing Education		I, II, III	C&D	Transfer	MRF	Spotter
No.	COURSE TITLE	PROVIDED BY				
222	SWANA - Managing Transfer Station Systems	SWANA			8	8
247	SWANA - Outsourcing Decisions and Contracting Strategies: Risk and Rewards	SWANA	8	8	4	4
178	SWANA - Paying for your MSW Management Systems-Revenue Generation & Cost Accounting [10/24/00] [10/14/01]	SWANA	7			
174	SWANA - Principles of Managing Integrated Municipal Solid Waste Management Systems	SWANA	7			
45	SWANA - Principles of Managing IMSWM Systems [Certified Municipal Solid Waste Manager I]	SWANA	24			
132	SWANA - Training Sanitary Landfill Operating Personnel	SWANA	5			
216	SWANA - Transfer Station Design & Operations [course taken after 1/1/2002]	SWANA			8	8
42	SWANA - Transfer Station Design & Operations [course taken prior to 1/1/2002]	SWANA	16		16	
191	SWANA - Waste Con 2000 [10/23-26/00]	SWANA	13		13	
221	SWANA - Waste Con 2001 [10/15-18/01]	SWANA	8	2		
254	SWANA - Waste Con 2002 [10/15-18/02]	SWANA	6	6	6	6
259	SWANA - Waste Reduction, Recycling and Composting 14 <sup>th</sup> Annual Symposium [2/24-3/1/2003]	SWANA	7	7	15	15
9	SWANA - Waste Screening at MSW Mgmt Facilities [On-site Delivery]	SWANA	10	10	10	10
141	SWANA-Florida 1999 Summer Conference [8/3-5/99]	SWANA - FL	4			
162	SWANA-Florida 2000 Spring Tri-State Conference [4/3-5/00]	SWANA - FL	3			
173	SWANA-Florida 2000 Summer Conference [8/10-11/00]	SWANA - FL	6	6		
189	SWANA-Florida 2001 Spring Conference [3/29-31/01]	SWANA - FL	3	3		
207	SWANA-Florida 2001 Summer Conference	SWANA - FL	5	5	5	5
220	SWANA-Florida 2002 Spring Tri-State Conference [4/7-10/02]	SWANA - FL	6	6	6	6
235	SWANA-Florida 2002 Summer Conference [7/24-26/02]	SWANA - FL	4	4	2	1
255	SWANA-Florida 2003 Spring Conference [4/7-12/03]	SWANA - FL	6	6	5	5
116	The Complete Ground-Water Monitoring Course	Nielson Environmental Field School, Inc.	16	16		
241	The Old Landfill Seminar	UF TREEO Center / SCS Engineers	5	5		
187	Traffic and Equipment Safety at Landfills	Kohl Consulting, Inc.	2	2		2
13	Train-The-Trainer for Environmental Occupations (Management Credit ONLY)	UF TREEO Center	7			
121	Training for Personnel at Construction & Demolition Materials Recovery Facilities	Kohl Consulting, Inc.	8			8
147	Training for Spotters at Landfills, Construction & Demolition Sites and Transfer Stations	JEA, Inc. / UF TREEO Center	8	8	8	8
148	Two-Hour Landfill Spotter Refresher Training Online	JEA, Inc.	2	2	2	2
112	US DOT Hazardous Material / Waste Transportation	UF TREEO Center	6	6	6	6
23	Utility Management Certification: Financial Management [No longer offered]	UF TREEO Center	7			
24	Utility Management Certification: Management & Supervision [No longer offered]	UF TREEO Center	7			
25	Utility Management Certification: Personnel Management [No longer offered]	UF TREEO Center	7			
126	Waste Acceptability for Spotters, Equipment Operators and Scale House Personnel	Kohl Consulting, Inc.	2	2	2	2
210	Waste Control and Spotter Safety Awareness	Kohl Consulting, Inc.	2	2	2	2
31	Waste Management of North America (Landfill University) (no longer offered)	Landfill University	20			
36	Waste Screening & Identification For Landfill Operators and Spotters	UF TREEO Center / SCS Engineers	8	8	8	8
256	Waste Screening & Identification For Landfill Operators and Spotters Refresher	Citrus County - Hazardous Waste Section	4	4	4	4

Continuing Education			I, II, III	C&D	Transfer	MRF	Spotter
No.	COURSE TITLE	PROVIDED BY					

122	Waste Screening and Operation Orientation for Transfer Station Personnel	Kohl Consulting, Inc.	8		8		
51	Waste Screening at Municipal Solid Waste [5/23/94]	SWANA - FL	6				
164	Waste Tech 2000 [3/5-8/00]	Waste Tech	7				
185	Weighmaster Orientation and Waste Screening Review	Kohl Consulting, Inc.	2	2	2	2	2
73	Wet Weather Operations	Kohl Consulting, Inc.	4	4			
65	What Can I Accept & How Do I Keep It From Blowing Around	Kohl Consulting, Inc.	2				
64	When it Rains, It Pours (And We Stay Open)	Kohl Consulting, Inc.	2	2			
279	Wildlife and Wetland Training for Solid Waste Facilities	UF TREEO Center	8	8			
240	WMI Odor School [5/29/02]	WMI / St. Croix Sensory, Inc.	7	7	7	7	7

**APPENDIX D**

**CONTINGENCY EQUIPMENT**

## **EQUIPMENT CONTINGENCY**

### **D7R Cat Dozer-**

5-year maintenance agreement (Jan. 2003 – Jan. 2008) with Ringhaver Equipment covers replacement of the machine due to manufacturer's defects.

Rental – Annual agreement with Ringhaver Equipment Company, 9797 Gibsonton Drive, Riverview, FL 33569, (813) 671-3700.

### **Loader-**

Rental – Annual agreement with Ringhaver Equipment company, 9797 Gibsonton Drive, Riverview, FL 33569, (813) 671-3700.

### **Flatbed dump truck –**

Two spares on site or borrow from Public Works Department.

### **Pick-up Truck -**

Can substitute with old Blazer on site or borrow a vehicle from Public Works.

### **Water Pumps –**

Replace with new pumps or rentals available through Barney Pumps, 3907 Hwy. 98 South, Lakeland, FL 33802, (863) 665-8500.



**APPENDIX E**

**FIRE CONTINGENCY OPERATION PLAN**

## **FIRE CONTINGENCY OPERATIONS**

In the event of fire, the responding agency is the Hardee County Fire and Rescue Services, located approximately three miles west of the site, in Wauchula, FL.

The landfill site is equipped with three fire hydrants located on the East side of the Class I Landfill and one hydrant located on the west side of the scale house, used for continuous water supply for Fire and Rescue Equipment. Fire extinguishers are located in all county vehicles and equipment and at the maintenance barn (southeast corner of the site) for use in the event of small fires. There are also six fire extinguishers and five hoses bibs located at the Material Recovery Facility. Most of the Landfill employees have been trained by Hardee County Fire and Rescue in the proper use of fire extinguishers. All fire suppression equipment is checked and serviced on a biannual basis by a certified contractor.

If a vehicle enters the landfill with burning waste:

- Immediate efforts are made to protect the health, safety and life of all persons present.
- There is a fire extinguisher and two hose bibs located at the scale house (entrance of the landfill) for use in the event of small fires.
- If the fire cannot be extinguished the vehicle will be directed to open area on site away from all buildings and away from the waste and Hardee County Fire and Rescue will be contacted immediately.
- Any contaminated area will be cleaned and disposed of appropriately, immediately following authorization from the Fire and Rescue Department.

If a fire is discovered on the working face:

- Immediate efforts are made to protect the health, safety and life of all persons present.
- The site is immediately shut down and the Solid Waste Director is notified.
- Landfill Equipment is used to pull the burning waste away *from* the working area and smothered with in-stock soil materials.
- If necessary, the Hardee County Fire and Rescue Department will be contacted.
- In the event of a large scale fire at this site, Hardee County will utilize local, regional and state mutual aid agreements as prescribed under the County's Comprehensive Emergency Management Plan to obtain whatever resources deemed necessary by the Emergency Management Director.

In the event that a fire is observed or reported when the landfill is closed, Central Dispatch will be instructed to contact Hardee County Fire and Rescue, the Solid Waste Director and the Emergency Management Director.

All fires occurring at the landfill are reported to FDEP by letter, within five days, explaining the cause, remedial actions, and measures taken to prevent a recurrence.

The following phone numbers can be used to notify the appropriate individuals or agencies:

Landfill Director	863-773-5089 (office) 863-781-3741 (mobile)
-------------------	--

Central Dispatch	911 or 863-773-4144
------------------	------------------------

Fire and Rescue	911 or 863-773-4362
-----------------	------------------------

Emergency Management	911 or 863-773-6373
----------------------	------------------------

Public Works Director	863-773-3272 (office) 863-832-1999 (mobile)
-----------------------	--

FDEP Tampa District	813-744-6100
Central Fire and Safety Equipment	800-832-0265

**On-site Heavy Equipment:**

1988 CAT Excavator, Model 215C  
2000 CAT Loader, Model 9500  
2002 CAT Dozier, Model D7R

**APPENDIX F**

**WASTE FACILITY CONTACT LIST**

## NEIGHBORING LANDFILLS TO HARDEE COUNTY

LANDFILL NAME	TYPE	COUNTY	CITY	PHONE NUMBER
Polk County North Central Landfill	Class I	Polk	Eaton Park	(863) 284-4319
Southeast County Landfill	Class I	Hillsborough	Picnic	(813) 671-7739
Sun County C&D Landfill	C&D	Hillsborough	Balm	(813) 642-9594
Central County Solid Waste Disposal Complex	Class I	Sarasota	Sarasota	(941) 861-1570
Highlands County Solid Waste Management Center	Class I / C&D	Highlands	Sebring	(863) 655-6483
Pembroke – Fort Meade Landfill	Class III	Polk	Fort Meade	(863) 285-8393
Cedar Trail Landfill	Class III	Polk	Bartow	(863) 533-8776

**APPENDIX G**

**POLICY FOR ASBESTOS WASTE DISPOSAL**

## **POLICY FOR ASBESTOS WASTE DISPOSAL**

Asbestos containing waste materials may be accepted for disposal at the Class I Landfill provided that it meets the requirements of 40 CFR Part 61 and if the Class I Landfill has an acceptable disposal area available.

### **A. Commercial Generated Asbestos**

1. Asbestos materials being removed from any institutional, commercial, public, or industrial structures must be brought in by a licensed contractor certified to classify, remove and properly prepare for disposal all types of Asbestos.
2. Contractor must provide proof of being certified and an a written evaluation of the removal plan; noting type of asbestos, estimated quantity, plans for preparing asbestos for disposal and approval of the Florida Department of Environmental Protections.
3. Contractor must provide Waste Shipment Record.
4. Contractor must give at least a 24-hour notice.
5. Asbestos must be packaged in manageable bundles using leak-tight bagging equivalent to 6 mil in thickness plastic lined cardboard or plastic lined metal containers.
6. Liquids will not be accepted.
7. Wet material for the purpose of preventing the release of particulates is acceptable provided materials are bundled in leak-tight bagging.

### **B. Residential Generated Asbestos**

1. Asbestos materials being removed from a single-family residential unit is not regulated.
2. Residents knowingly removing asbestos containing materials from their home are encouraged to contact the Department of Environmental Protection, or OSHA to obtain guidance on safe removal practices.
3. Residents must package materials in double trash bags and maintain manageable bundles and must give at least a 24-hour notice.

### **C. Disposal Practices**

1. Prepare hole in 3' depth and adequate diameter to meet reported estimated quantity to be received. Hand dispose of each package.
2. Cover immediately with 1' of soil and compact with dozer, adding more cover material with each pass, as needed. A minimum of 12 inches of soil will be placed over the asbestos.
3. Attach a site map with location and depth of each disposal site and attach in a file with the Waste Shipment Record and record weight ticket.

# WASTE SHIPMENT RECORD

Page 1 of 2

<b>Generator</b>	1. Work site name and mailing address		Owner's name		Owner's telephone no.	
	2. Operator's name and address					Operator's telephone no.
	3. Waste disposal site (WDS) name, mailing address, and physical site location					WDS phone no.
	4. Name, and address of responsible agency					
	5. Description of materials		6. Containers No.                      Type		7. Total quantity m <sup>3</sup> (yd <sup>3</sup> )	
	8. Special handling instructions and additional information					
	9. OPERATOR'S CERTIFICATION: I hereby declare that the contents of this consignment are fully and accurately described above by proper shipping name and are classified, packed, marked, and labeled, and are in all respects in proper condition for transport by highway according to applicable international and government regulations.					
Printed/typed name & title		Signature		Month    Day    Year		
<b>Transporter</b>	10. Transporter 1 (Acknowledgment of receipt of materials)					
	Printed/typed name & title		Signature		Month    Day    Year	
	Address and telephone no.					
	11. Transporter 2 (Acknowledgment of receipt of materials)					
	Printed/typed name & title		Signature		Month    Day    Year	
	Address and telephone no.					
<b>Disposal Site</b>	12. Discrepancy indication space					
	13. Waste disposal site Owner or operator:    Certification of receipt of asbestos materials covered by this manifest except as noted in Item 12.					
	Printed/typed name & title		Signature		Month    Day    Year	



**Waste Generator Section (Items 1-9)**

1. Enter the name of the facility at which asbestos waste is generated and the address where the facility is located. In the appropriate spaces, also enter the name of the owner of the facility and the owner's phone number. If a demolition or renovation, enter the name and address of the company and authorized agent responsible for performing the asbestos removal. In the appropriate spaces, also enter the phone number of the operator.
2. If a demolition or renovation, enter the name and address of the company and authorized agent responsible for performing the asbestos removal. In the appropriate spaces, also enter the phone number of the operator.
3. Enter the name, address, and physical site location of the waste disposal site (WDS) that will be receiving the asbestos materials. In the appropriate spaces, also enter the phone number of the WDS. Enter "on-site" if the waste will be disposed of on the generator's property.
4. Provide the name and address of the local, State, or EPA regional office responsible for administering the asbestos NESHAP program.
5. Indicate the types of asbestos waste materials generated. If from a demolition or renovation, indicate the amount of asbestos that is
  - Friable asbestos material
  - Nonfriable asbestos material
6. Enter the number of containers used to transport the asbestos materials listed in Item 5. Also enter one of the following container codes used in transporting each type of asbestos material (specify any other type of container used if not listed below):
  - DM – Metal drums, barrels
  - DP – Plastic drums, barrels
  - BA – 6 mil plastic bags or wrapping
7. Enter the quantities of each type of asbestos material removed in units of cubic meters (cubic yards).
8. Use this space to indicate special transportation, treatment, storage or disposal or Bill of Lading information. If an alternate waste disposal site is designated, note it here. Emergency response telephone numbers or similar information may be included here.
9. The authorized agent of the waste generator must read and then sign and date this certification. The date is the date of receipt by transporter.

NOTE: The waste generator must retain a copy of this form.

**Transporter Section (Items 10 & 11)**

- 10 & 11. Enter name, address, and telephone number of each transporter used, if applicable. Print or type the full name and title of person accepting responsibility and acknowledging receipt of materials as listed on this waste shipment record for transport. Enter date of receipt and signature.

NOTE: The transporter must retain a copy of this form.

**Disposal Site Section (Items 12 & 13)**

12. The authorized representative of the WDS must note in this space any discrepancy between waste described on this manifest and waste actually received as well as any improperly enclosed or contained waste. Any rejected materials should be listed and destination of those materials provided. A site that converts asbestos-containing waste material to nonasbestos material is considered a WDS.
13. The signature (by hand) of the authorized WDS agent indicates acceptance and agreement with statements on this manifest except as noted in Item 12. The date is the date of signature and receipt of shipment.

NOTE: The WDS must retain a completed copy of this form. The WDS must also send a completed copy to the operator listed in Item 2.

**APPENDIX H**

**CONTAMINATED SOIL ACCEPTANCE CRITERIA**

## **CONTAMINATED SOIL ACCEPTANCE CRITERIA**

Contaminated soil at Hardee County Landfill is only accepted on a case-by-case basis whereby soils must be tested for the toxicity characteristic leaching procedure (TCLP) and the paint filter test (Method 9095). Hardee County personnel evaluate results from these tests to determine whether the soil will be accepted at the landfill. In any case, contaminated soil accepted at the landfill shall be placed directly into the lined active landfill cell, within the bermed working area, and not stockpiled outside of the site unless authorized in writing by the Department.

**APPENDIX I**

**HOUSEHOLD SHARPS COLLECTION PROGRAM OPERATING  
PROCEDURES**

**NOTE III**

**THIS PROGRAM IS  
PROVIDED FOR  
THE HOME USER  
ONLY!**

*All professionals and businesses  
are regulated under State and  
Federal Biomedical Waste Laws  
and MAY NOT participate.*

**PARTICIPATING FACILITIES:**

**HARDEE COUNTY SOLID WASTE  
DEPARTMENT**

685 AIRPORT ROAD  
WAUCHULA, FL 33873-8663  
(863) 773-5089  
MON-FRI 8:00 A.M. TO 5:00 P.M.

**HARDEE COUNTY FIRE AND  
RESUCE DEPARTMENT**

149 K.D. REVELL ROAD  
WAUCHULA, FL 33873  
(863) 773-4362  
MON-FRI 8:00 A.M. TO 5:00 P.M.

**HARDEE COUNTY HEALTH  
DEPARTMENT**

115 K.D. REVELL ROAD  
WAUCHULA, FL 33873  
(863) 773-4161  
MON-FRI 8:00 A.M. TO 5:00 P.M.

**CENTRAL FLORIDA HEALTH CARE**



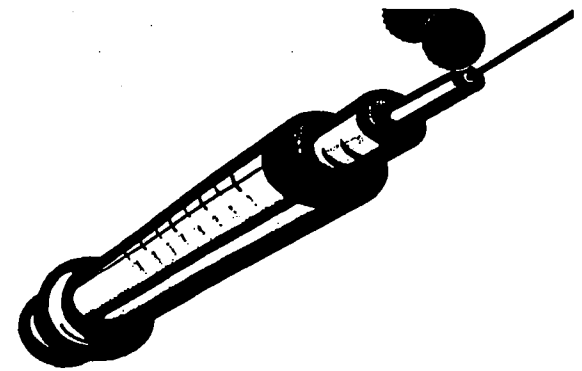
204 E. PALMETTO STREET  
WAUCHULA, FL 33873  
(863) 773-2111  
MON-FRI 1:00 P.M. TO 4:00 P.M.

**FLORIDA HOSPITAL OF WAUCHULA**

533 W. CARLTON STREET  
WAUCHULA, FL 33873  
(863) 773-3101  
MON-FRI 8:00 A.M. TO 5:00 P.M.

**VISITING NURSES ASSOCIATION**

107 HANCHEY ROAD  
WAUCHULA, FL 33873  
(863) 773-3101  
MON-FRI 9:00 A.M. TO 4:00 P.M.



# HARDEE COUNTY USED SHARPS DISPOSAL PROGRAM

## DID YOU KNOW?

Medical waste from private residences is unregulated and is an increasing problem.

"Sharps" are defined as having the potential to puncture or lacerate. These include syringes with attached needles and disposable lancets.

Based on national statistics, in Hardee County there are an estimated 300 insulin dependent residents plus seasonal visitors who use sharps. There are, additionally, others whose medical conditions require the use of injected medication.

At a minimum of one injection per day, nearly 110,000 sharps enter the solid waste stream annually in Hardee County.

Sharps that are thrown away can cause many problems, such as:

- They clog sewer lift stations.
- They end up at recycling centers among the cans and plastic containers.
- They puncture solid waste containers and place workers at risk along collection routes and at the landfill.

Sharps can be contaminated with Hepatitis, HIV (the virus that causes AIDS) and other potentially fatal diseases.

## WHAT CAN I DO?

The Hardee County Used Sharps Disposal Program is made possible by the participation of the Disposal Sites listed in this pamphlet. **Your cooperation is essential to the success of this program.** To make the program run smoothly, it is required that you follow these guidelines:

1. Go to a designated site near you only during the hours listed.
2. Do not bring sharps to the Disposal Site in any thing but the approved sharps containers.
3. Always make sure your container is sealed and locked properly. The disposal site has the right to refuse any improperly packaged containers in order to protect the safety of their employees.
4. When returning a filled sharps container, always give the filled sharps container to authorized personnel. **NEVER LEAVE THE SHARPS CONTAINER UNATTENDED.**
5. Never dispose of a sharps container in household waste. Containers must be returned to a disposal site.

**Remember, the disposal sites have voluntarily accepted the burden of disposing of potentially harmful used sharps, encourage their continued support by participating responsibly.**

## HOW THE PROGRAM

Go to a designated disposal site. The sharps containers must be obtained from one of the listed sites.

Obtain an approved sharps container from the site. A donation of \$2.00 for each container to help offset the cost would be appreciated.

### Procedure:

1. Perform routine blood test or injection.
  - Do not clip the needle.
  - Do not recap the needle.
2. When you are completely through with the lancet or syringe, it is time to put them into your sharps box.
3. Once the sharps have been disposed of into the box do not attempt to retrieve them.
4. When the container is filled, close the lid securely. Whenever possible use strips of tape across the top.
5. Do not overfill the Sharps box.
6. Return the sealed container to any drop-off site, exchange it for a new one and repeat the process.
7. Store your sharps box in a safe place, away from children and pets.

## HARDEE COUNTY HOUSEHOLD SHARPS COLLECTION PROGRAM

### OPERATION AND CONTINGENCY PLAN

**THIS PROGRAM IS DESIGNED TO PROVIDE HOUSEHOLD RESIDENTS WITH AN APPROPRIATE STORAGE CONTAINER AND DISPOSAL METHOD FOR SHARPS ONLY. OTHER BIOHAZARDOUS WASTE OR BIOHAZARDOUS WASTE FROM A COMMERCIAL BUSINESS WILL NOT BE ACCEPTED.**

Upon entering the Landfill, each vehicle is required to check in through the scalehouse. Should a resident want to dispose of a full-approved sharp container, they will be directed to the Animal Control kennel. One of four the trained employees will accept the container. The container will be labeled with a sticker, which has the following information:

**Hardee County Household Sharps  
Collection Program  
685 Airport Road  
Wauchula, FL 33873  
Date Received: \_\_\_\_\_**

The container will then be taken to the designated room at the kennel where it will be placed in a Rubbermaid container and stored in the euthanasia room. Upon receiving a full Rubbermaid container, and Animal Control officer will place the container into one of the six kennel boxes in the Animal Control truck, it will be further secured with a bungie cord and at no time do they exceed more than 15 lbs. in one transport. The containers are transported to Hardee County Fire and Rescue Department (approximately 3 miles) and placed into a 30 gallon cardboard container with a red bag liner, both of which are properly labeled, the Fire Department contracts with Stericycle for proper collection and disposal of biohazardous waste.

Operations Hours are from 8:00 a.m. to 5:00 p.m., Monday through Friday. 8:00 a.m. to 12:00 p.m. on Saturdays. The Kennel's biohazardous waste storage area is restricted during operation hours by keeping the entry door to this room locked at all times. During non-operating hours, the kennel's two roll-up doors are shut and locked and the barrier fence gate will be shut and locked. In addition the exterior fence around the landfill will be shut and locked.



Each person responsible for accepting full sharp containers or handing out replacement containers will receive annual training on how to properly label containers going out with the residents name and address and on how to label full containers coming in with our facility's program name, address and date received. Each person responsible for accepting full sharps containers will also be instructed to wear protective gloves when handling containers, each satellite facility will be responsible for the proper handling of the containers received at their facility, however, written records of containers issued and received at each satellite facility will be maintained and submitted to the e Hardee County Solid Waste Department on a quarterly basis.

Disinfectant procedures for the storage area will be done on an as needed basis but no less than weekly. Procedure will include cleaning tables, cabinets and floors with a quaternary disinfectant with a strong detergent and water.

In such cases as fire, explosions or natural disasters; Hardee County Fire and Rescue Department is located approximately 3 miles north west of the landfill. A copy of the floor plan which list the euthanasia room as a storage area for biohazardous sharps will be available at the kennel and at the Solid Waste Administrative office. In addition, the outside door will be clearly marked with the international biohazard symbol.

Because this facility will accept only sharps in approved containers and will generate only sharps, a contingency plan for spills or accidental release of biomedical waste into the environment would not apply.

**Hardee County Household Sharps Collection Program**  
**Attachments:**

---

**BIOMEDICAL WASTE SHARPS COLLECTION PROGRAM**  
**GENERAL PERMIT NOTIFICATION**

1. Satellite facilities participating in the household sharps collection program:

- ❖ Hardee County Solid Waste Department
- ❖ 685 Airport Road
- ❖ Wauchula, Fl 33873
- ❖ 863-773-5089
- ❖ Contact person: Janice Williamson or Teresa Carver
  
- ❖ Hardee County Fire/Rescue Department
- ❖ 149 K.D. Revell Road
- ❖ Wauchula, FL 33873
- ❖ Contact person: David Sloan
  
- ❖ Florida Hospital- Wauchula
- ❖ 533 West Carlton Street
- ❖ Wauchula, Fl 33873
- ❖ Contact person: Mark Blondin
  
- ❖ Wauchula Medical – Dental Center
- ❖ 204 East Palmetto Street
- ❖ Wauchula, Fl 33873
- ❖ Contact Person: Brenda Bellomy
  
- ❖ Hardee County Health Department
- ❖ 115 K.D Revell
- ❖ Wauchula, Fl 33873
- ❖ Contact person: Marsha Carlton or Sandy Griffin

## Hardee County Household Sharps Collection Program

### Attachments:

---

#### 2. Description of program:

Hardee County, in conjunction with the above-mentioned facilities, has strived to establish a household sharps disposal program. This program will focus on the proper storage and disposal of sharps generated by households by providing household users with an approved sharp storage container and easy, accessible drop-off locations for proper disposal.

On October 5, 1996, a kick-off event was held in a centralized location of Hardee County. At this time, health care staff labeled and distributed sharps containers to household residents and they explained how to properly deposit and store their sharps. They were also given an informative brochure developed to educate the public on how this program works and where the drop-off locations are.

After the kick off event, was held, household residents are able to drop off their full containers for proper disposal and pick-up new containers at any of the facilities listed. There is no charge to the residents for the containers or disposal, however donations will be accepted.

Hardee County Solid Waste Department will be responsible for the purchasing of the containers and educational material. These items will be distributed among each participating agency. Each participating agency will be responsible for proper storage and disposal cost of the sharps collected at their facilities.

#### HARDEE COUNTY SOLID WASTE DEPARTMENT:

Residents requesting sharps containers at the Hardee County Solid Waste Facility will be required to give their name and address which will be placed on their container with indelible ink and listed on record. The number of containers received for disposal will also be tracked. This department has four full-time employees who will handle the distribution and collection of the containers.

All other participating facilities will be required to keep the above mentioned records. The Solid Waste Staff will be responsible for collection data from each participation facility to compile a monthly or quarterly summary of this program.

## Hardee County Household Sharps Collection Program

### Attachments:

---

#### 3 & 4. Sharps storage and disposal method:

All participating facilities will be responsible for their own proper storage and disposal of sharps collected at their facility. As each of these facilities are in the health care business and are considered generators of biohazardous waste, they are familiar with the proper methods of storage and hold the proper permits required for their facilities.

#### HARDEE COUNTY SOLID WASTE DEPARTMENT

Hardee County Solid Waste Department has established an Animal Control Department. The kennel has an 8'x 7', fully enclosed, secure room to be used for the euthanasia of animals and to store the sharps collected from the kennel operation and from the household program. This room is kept locked at all times and shall be restricted from anyone except a trained operator. In addition, the outside door will be marked with the international biohazard symbol. Maintenance and cleaning shall be maintained to the highest sanitary condition. The kennel is located at the landfill, however it is separate from any solid waste facilities or activities. The facility is constructed of concrete block and a concrete poured floor with a drain system, sealed with a liquid impermeable sealant. All satellite facilities presently have generator permits and will comply with all requirements listed in 10 D-104.

We are now purchasing sharp containers from Matrix. Each one-quart container is clearly labeled with the international biohazardous waste symbol and the words "danger, biohazardous". They appear to be leak-resistant, rigid and puncture-resistant; (a copy of the container specifications is attached). Upon receipt of full containers, they will be placed in a Rubbermaid container and stored in the euthanasia room. Upon receiving a full Rubbermaid container, an Animal Control officer will place the container into one of the six kennel boxes in the Animal Control truck it will be further secured with a bungee cord. At no time do they exceed more than 15 lbs. in one transport. The containers are transported to the Hardee County Fire and Rescue Department (approximately 3 miles) and placed into a 30-gallon cardboard container with a red bag liner, both of which are properly labeled. The Fire Department contracts with Stericycle for the proper collection and disposal of biohazardous waste.

**APPENDIX J**

**WASTE QUANTITY FORM**

**WASTE QUANTITY REPORT FORM  
HARDEE COUNTY LANDFILL**

	RESIDENTIAL (tons)	COMMERCIAL (tons)	C&D DEBRIS (tons)	WOOD & YARD WASTE (tons)	SCRAP METAL (tons)	TIRES (tons)	TOTAL TONNAGE
Jan-03							0.00
Feb-03							0.00
Mar-03							0.00
Apr-03							0.00
May-03							0.00
Jun-03							0.00
Jul-03							0.00
Aug-03							0.00
Sep-03							0.00
Oct-03							0.00
Nov-03							0.00
Dec-03							0.00
TOTAL	0.00	0.00	0.00	0.00	0.00	0.00	0.00

	PROCESSED THROUGH MRF (tons)	MRF BYPASS (tons)	DISPOSED IN CLASS I <sup>1</sup> (tons)	RECYCLED THROUGH MRF (tons)	SCRAP METAL RECYCLED (tons)	WOOD/YARD WASTE PROCESSED (tons)	WASTE TIRES REMOVED FOR RECYCLING (tons)
Jan-03		0.00	0.00				
Feb-03		0.00	0.00				
Mar-03		0.00	0.00				
Apr-03		0.00	0.00				
May-03		0.00	0.00				
Jun-03		0.00	0.00				
Jul-03		0.00	0.00				
Aug-03		0.00	0.00				
Sep-03		0.00	0.00				
Oct-03		0.00	0.00				
Nov-03		0.00	0.00				
Dec-03		0.00	0.00				
TOTAL	0.00	0.00	0.00	0.00	0.00	0.00	0.00

<sup>1</sup> Disposed in Class I Total = Residential + Commercial + C&D - Recycled in MRF

## **APPENDIX K**

### **HARDEE COUNTY LANDFILL MONITORING LOCATIONS**



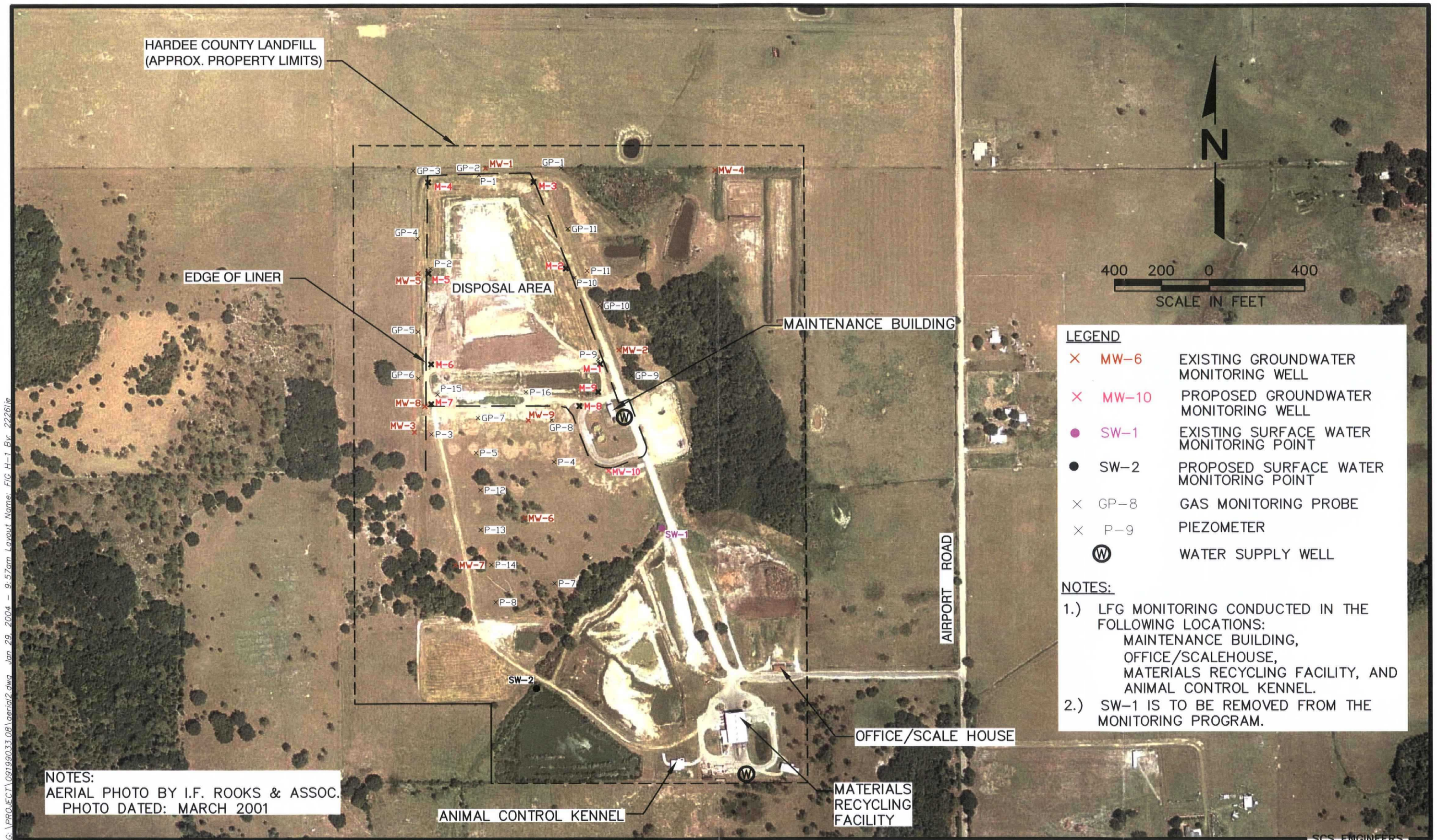


Figure K-1. Monitoring Locations, Hardee County Landfill, Hardee County, Florida







## **APPENDIX L**

### **AGREEMENT BETWEEN CITY OF WAUCHULA MUNICIPAL WASTEWATER TREATMENT PLANT AND HARDEE COUNTY LANDFILL**

**HARDEE COUNTY  
BOARD OF COUNTY COMMISSIONERS  
404 West Orange Street  
Wauchula, Florida 33873-2867  
(863)773-9430 \* (863)773-6952 \* Fax (863)773-0958**

March 12, 2003


Beverly McClellan  
City of Wauchula  
PO Box 818  
Wauchula, FL 33873

Dear Beverly:

Enclosed for your file is a certified copy of the Interlocal Agreement between Hardee County and the City of Wauchula, Florida, for Treatment and Disposal of Leachate Water Produced by the Hardee County Sanitary Landfill. This was approved by the Board on March 06, 2003.

) Thanks and please call should you have any questions.

Sincerely,



Lisa Roberts  
Executive Secretary

/ljr

Enclosure

c: Ken Evers, County Attorney  
Janice Williamson, Landfill Supt.

Clifton N. Timmerman – Walter B. Olliff, Jr.  
Bobby R. Smith – William R. Lambert, Jr. – Gordon R. Norris  
County Manager Lexton H. Albritton, Jr. — County Attorney Ken Evers

"An Equal Opportunity Employer"

INTERLOCAL AGREEMENT BETWEEN HARDEE COUNTY,  
FLORIDA AND THE CITY OF WAUCHULA, FLORIDA, FOR  
THE PROVISION OF TREATMENT AND DISPOSAL OF  
LEACHATE WATER PRODUCED BY THE HARDEE COUNTY  
SANITARY LANDFILL

THIS INTERLOCAL AGREEMENT, made and entered into this 06<sup>th</sup> day of March, 2007<sup>3</sup>, by and between Hardee County, Florida, a political subdivision of the State of Florida, hereinafter referred to as "COUNTY", and the City of Wauchula, Florida, a municipal corporation organized and existing under the laws of the State of Florida, hereinafter referred to as "CITY".

WITNESSETH:

WHEREAS, COUNTY and CITY have the authority to enter into this Interlocal Agreement pursuant to the Florida Interlocal Cooperation Act of 1969, Section 163.01, Florida Statutes (2002); and

WHEREAS, in 1996 Hardee County, Florida, entered into an interlocal agreement with the City of Wauchula, Florida, in which City of Wauchula, Florida, agreed to provide for treatment and disposal of leachate water produced by the Hardee County Sanitary Landfill for a period of three (3) years; and

WHEREAS, in 1999 the City of Wauchula, Florida, and Hardee County, Florida, renewed the above described interlocal agreement for an additional three (3) years; and

WHEREAS, Hardee County, Florida, desires again to retain the City of Wauchula, Florida, to provide for treatment and disposal of leachate water produced by the Hardee County Sanitary Landfill; and

WHEREAS, it is to the mutual benefit of COUNTY and CITY for the CITY to provide treatment and disposal of leachate water for the COUNTY.

NOW, THEREFORE, in consideration of the premises, the mutual covenants hereinafter set forth and other good and valuable consideration, the CITY and COUNTY do hereby agree that:



1. Purpose: This Interlocal Agreement between the CITY and the COUNTY is made in accordance with Section 163.01, Florida Statutes (2002), known as the Florida Interlocal Cooperation Act of 1969. The purpose of this Interlocal Agreement is to provide for the CITY to treat and dispose of leachate water produced by the Hardee County Sanitary Landfill on an as needed basis.

2. Responsibilities of the COUNTY: As conditions precedent to CITY's obligations under this Interlocal Agreement the COUNTY shall provide for transporting the leachate water to disposal sites within the CITY's sewer service area at a regulated rate not to exceed two hundred fifty gallons per minute (250 gpm). The COUNTY shall regularly test the leachate water and provide the test results of all such tests through the term of this agreement to CITY. The COUNTY shall perform any other tests that the CITY and COUNTY agree should be performed, all at the COUNTY's expense. COUNTY shall hold CITY, its agents, servants and employees harmless from and against any and all claims, damages, and costs, including, attorney's fees, or causes of action whatsoever kind or nature caused by neglect, errors, omissions or acts undertaken in the delivery of the leachate water, provided that, the COUNTY shall not be responsible for holding the CITY, its agents, servants and employees harmless for the CITY's own negligence or the negligence of the CITY's employees or agents. Such indemnification shall not exceed the limitations set forth in Section 13, Article X, Florida Constitution, and Section 768.28., Florida Statutes (2002).

3. Responsibilities of the CITY: The CITY shall accept, treat and dispose of the leachate water produced by the COUNTY's Sanitary Landfill.

4. Rights of the CITY: The CITY shall have the right at any time to restrain or refuse the delivery of leachate water from the COUNTY or require pre-treatment thereof in the event test results indicate, or the CITY reasonably believes, the leachate water contains levels of contaminants which could prove detrimental to the operational efficiency of the CITY's wastewater treatment plant. Upon notice to the COUNTY, the CITY shall have the right to restrict or reduce the amount of gallons per minute.

5. Compensation to CITY: The CITY shall be compensated by the COUNTY for said accepted treatment and disposal of the leachate water from the COUNTY's landfill at the CITY's regular sewer rates, plus actual charges for any additional water tests agreed upon by the CITY and the COUNTY. Monthly billings shall be submitted by the CITY to the COUNTY based upon the number of gallons of leachate water delivered to the CITY by the COUNTY for treatment.

6. Impact Fee: CITY waives the Impact Fee while retaining the right to negotiate the Impact Fee in the event the COUNTY desires to extend this contract.
7. Rules and Regulations of Governing Agencies: The service to be provided by the CITY to the COUNTY and the terms of this agreement are subject to the rules and regulations of the Florida Department of Environmental Protection (FDEP) and any other state or federal governmental agency with authority over the COUNTY's sanitary landfill or the CITY's wastewater treatment plant. Any provisions hereof found to be not in compliance with such rules or regulations shall be grounds for cancellation of this agreement by either party.
8. Applicable Law: This Interlocal Agreement shall be governed by the laws of the State of Florida. The venue for any litigation resulting from this Agreement shall be in Hardee County, Florida. Should litigation be necessary to enforce any term or provision of this Agreement, or to collect any portion of the amount payable under this Agreement, then all litigation and collection expenses, witness fees, court costs and attorneys' fees shall be paid to the prevailing party.
9. Term of Agreement: The term of this agreement shall be for three (3) years commencing upon the effective date of this agreement. This Agreement may be terminated at any time by either party hereto through written notice of intent to terminate given by either party hereto to the other party at least thirty (30) days prior to the date of termination.
10. Severability: In the event that any provision of this Interlocal Agreement shall, for any reason, be determined invalid, illegal or unenforceable in any respect, the parties hereto shall negotiate in good faith and agree to such amendments, modifications or supplements of this Interlocal Agreement or such other appropriate actions as shall, to the maximum extent practicable in the light of such determination, implement and give effect to the intentions of the parties as reflected herein. The other provisions of this Interlocal Agreement, as modified, supplemented or otherwise affected by such action, shall remain in full force and effect.
11. Waiver: Unless otherwise specifically provided for by the terms of this Agreement, no delay or failure to exercise a right resulting from any breach of this Agreement shall impair such right or shall be construed to be a waiver thereof, but such right may be exercised from time to time and as often as may be deemed expedient. Any waiver shall be in writing and signed by the party granting such waiver. If any representation, warranty or covenant contained in this Agreement is breached by any party and thereafter waived by another party, such waiver shall be limited to the particular breach so waived and shall not be deemed to waive, either expressly or impliedly, any other breach under this Agreement.

12. Extent of Interlocal Agreement: This Interlocal Agreement represents the entire and integrated agreement between the COUNTY and the CITY and supersedes all prior negotiations, representations or agreement, either written or oral, pertaining to provision of treatment and disposal of leachate water produced by the Hardee County Sanitary Landfill. This Interlocal Agreement shall supersede the January 11, 1996, Interlocal Agreement between COUNTY and CITY for the provision of leachate water services. This Interlocal Agreement may only be amended, supplemented, modified, changed or canceled by a written instrument executed in like manner as this instrument.

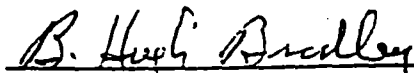
13. Notices: Notices required by or related to this Interlocal Agreement shall be sent by First Class United States mail, postage prepaid. Notices to the County shall be sent to: County Manager, 412 West Orange Street, Room 203A, Wauchula, Florida 33873, and notices to the CITY shall be sent to: City Clerk, P.O. Box 818, Wauchula, Florida 33873.


14. Effective Date: This Interlocal Agreement shall be effective upon the filing of a fully executed copy of this Interlocal Agreement with the Clerk of the Circuit Court of Hardee County, Florida, pursuant to Section 163.01 (11 ), Florida Statutes (2002).

IN WITNESS WHEREOF, this Interlocal Agreement has been caused to be signed by the respective governing bodies of the parties hereto.

ATTEST:


HARDEE COUNTY, FLORIDA, a political  
subdivision of the State of Florida


  
B. HUGH BRADLEY, Clerk  
3/10/2003  
(SEAL)

By:   
~~WILLIAM R. LAMBERT, JR.~~ Chairman of the  
Board of County Commissioners

ATTEST:

CITY OF WAUCHULA, FLORIDA, a municipal  
corporation organized and existing under the laws  
of the State of Florida

  
JAMES A. BRADDOCK, City Clerk  
(SEAL)

By:   
DAVID B. ROYAL, Chairman of the City  
Council

**APPENDIX M**

**RANDOM LOAD INSPECTION FORM**

# **RANDOM LOAD INSPECTION FORM**

REPORT TYPE:      ☐ INSPECTION      ☐ VIOLATION      ☐ LF RANDOM INSPECTION

LOCATION: \_\_\_\_\_ DATE: \_\_\_\_\_ TIME: \_\_\_\_\_

DELIVERING COMPANY: \_\_\_\_\_

DRIVER NAME: \_\_\_\_\_ VEHICLE #: \_\_\_\_\_

VEHICLE TYPE:      ☐ FEL      ☐ RO      ☐ RL      ☐ SL      ☐ SEMI      ☐ DUMP

OTHER: \_\_\_\_\_

CUSTOMER/GENERATOR: \_\_\_\_\_ TRANSACTION #: \_\_\_\_\_

## **TYPE OF WASTE:**

☐ YARD WASTE      ☐ INDUSTRIAL      ☐ AUTO PARTS      ☐ BY PASS WASTE  
☐ C&D      ☐ INSULATION      ☐ ASH RESIDUE      ☐ ANIMAL WASTE  
☐ FURNITURE      ☐ AG WASTE      ☐ ROOFING      ☐ SPECIAL WASTE  
☐ CARDBOARD      ☐ FIELD PLASTICS      ☐ METALS      ☐ BIOMEDICAL WASTE  
☐ COMMERCIAL WASTE      ☐ HOUSEHOLD GARBAGE  
☐ OTHER: \_\_\_\_\_

TYPE OF VIOLATION:      ☐ FACILITY      ☐ LOAD      ☐ SAFETY      ☐ CONTAINER

DETAILS: \_\_\_\_\_

DRIVERS COMMENTS: \_\_\_\_\_

RESULTS:      ☐ ACCEPTED      ☐ REJECTED      ☐ RELOAD      ☐ ALREADY IN LF

INSPECTOR'S SIGNATURE: \_\_\_\_\_

ADDITIONAL COMMENTS: \_\_\_\_\_

FEL : Front-End Loader  
RO: Roll-Off Container  
RL: Rear Loader

SL: Side Loader  
SEMI: Semi Trailer  
DUMP: Dump Truck



**APPENDIX N**

**LEACHATE LEVELING FORM**

MONTHLY LEACHATE WATER LEVELING FORM  
HARDEE COUNTY LANDFILL

Date: \_\_\_\_\_  
 Personnel: \_\_\_\_\_  
 Weather: \_\_\_\_\_  
 Conditions: \_\_\_\_\_

Interior Piezometers	Top of Casing	Depth to Groundwater Table	Estimated Water Level	Exterior Piezometers	Top of Casing	Depth to Groundwater Table	Estimated Water Level	Comments
P-10	88.66			P-11	88.25			
P-1	90.14			MW-1	87.92			
P-2	90.64			MW-5	88.67			
P-15	89.23			MW-8	89.07			
P-16	88.92			MW-9	88.71			
P-9	87.17			MW-2	85.75			

**Note:**

1. Estimated water level = Top of Casing - Depth to Groundwater Table.
2. Compare the estimated water level for the interior and exterior piezometers.
3. If the exterior piezometer has a greater water level, groundwater is flowing toward the landfill.
4. If the interior piezometer has a greater water level, increase leachate removal from Manhole Number 8 (Lift Station) until water level lower.
5. All top of piezometer were surveyed by Chastain Skillman, Inc. on October 3, 2003.
6. All top of Monitoring well casings surveyed by Chastain Skillman, Inc. July 2, 2003.

**APPENDIX O**

**LEACHATE MANAGEMENT RECORD KEEPING FORMS**

## LEACHATE HAUL REPORTS

[illegible]

HAULED BY:

## DAILY LEACHATE REPORT

DATE			DATE	
RAINFALL INCHES			RAINFALL INCHES	
TANK 1 ELEVATION			TANK 1 ELEVATION	
TANK 2 ELEVATION			TANK 2 ELEVATION	
GALLONS PUMPED INTO TANKS			GALLONS PUMPED INTO TANKS	
LOADS HAULED TO TREATMENT			LOADS HAULED TO TREATMENT	
GALLONS HAULED			GALLONS HAULED	
GALLONS STORED			GALLONS STORED	

DATE			DATE	
RAINFALL INCHES			RAINFALL INCHES	
TANK 1 ELEVATION			TANK 1 ELEVATION	
TANK 2 ELEVATION			TANK 2 ELEVATION	
GALLONS PUMPED INTO TANKS			GALLONS PUMPED INTO TANKS	
LOADS HAULED TO TREATMENT			LOADS HAULED TO TREATMENT	
GALLONS HAULED			GALLONS HAULED	
GALLONS STORED			GALLONS STORED	

DATE			DATE	
RAINFALL INCHES			RAINFALL INCHES	
TANK 1 ELEVATION			TANK 1 ELEVATION	
TANK 2 ELEVATION			TANK 2 ELEVATION	
GALLONS PUMPED INTO TANKS			GALLONS PUMPED INTO TANKS	
LOADS HAULED TO TREATMENT			LOADS HAULED TO TREATMENT	
GALLONS HAULED			GALLONS HAULED	
GALLONS STORED			GALLONS STORED	

COMMENTS:

---



---



---



---



---



MONTH, Y'  
LEACHATE WATER BALANCE

DATE	LANDFILL AREA (intermediate cover)	LANDFILL AREA (open)	RAINFALL (inches)	RAINFALL IN TANKS (gallons)	LEACHATE COLLECTED (from ditch)	LEACHATE COLLECTED (from underdrains)	TOTAL LEACHATE COLLECTED	GALLONS STORED IN TANKS	LEACHATE HAULED TO TREATMENT	BALANCE
31										
1										
2										
3										
4										
5										
6										
7										
8										
9										
10										
11										
12										
13										
14										
15										
16										
17										
18										
19										
20										
21										
22										
23										
24										
25										
26										
27										
28										
29										
30										
31										
TOTALS	0	0	0	0	0	0	0	0	0	
NET DIFFERENCE								0	BALANCE	

PREVIOUS GALLONS STORED  
CURRENT GALLONS STORED  
GAINED

0  
0

TREATMENT  
GAINED  
  
GENERATED

0  
0  
0

GALLON PER DAY  
GALLON PER ACRE

NOTES:

Rainfall gallons calculated for 2-29' diameter tanks  
(0.0303 acres at 27,150 gallons per acre/per inch

# ANNUAL LEACHATE WATER BALANCE SUMMARY

MONTH	RAINFALL (INCHES)	TOTAL LEACHATE COLLECTED	GALLONS SOTRED IN TANKS (NET DIFFERENCE)	TOTAL LEACHATE TREATED	BALANCE
January					
February					
March					
April					
May					
June					
July					
August					
September					
October					
November					
December					
Total for 2003					

TOTAL

NOVEMBER 2002  
LEACHATE WATER BALANCE

DATE	LANDFILL AREA (Intermediate cover)	LANDFILL AREA (open)	RAINFALL (inches)	RAINFALL IN TANKS (gallons)	LEACHATE COLLECTED	TOTAL LEACHATE COLLECTED	GALLONS STORED IN TANKS	LEACHATE HAULED TO TREATMENT	BALANCE
10/31/02							74,303		
11/1/02	9.65	1.5	0	-	42,822	42,822		34,790	
11/2/02	9.65	1.5	0	-	32,000	32,000		-	
11/3/02	9.65	1.5	0	-	-	-		-	
11/4/02	9.65	1.5	0	-	31,000	31,000		29,820	
11/5/02	9.65	1.5	0.1	82	29,800	29,882		24,850	
11/6/02	9.65	1.5	0.5	412	28,420	28,832		39,760	
11/7/02	9.65	1.5	0	-	-	-		9,940	
11/8/02	9.65	1.5	0	-	28,413	28,413		23,850	
11/9/02	9.65	1.5	0	-	39,302	39,302		38,320	
11/10/02	9.65	1.5	0	-	-	-		-	
11/11/02	9.65	1.5	0	-	-	-		-	
11/12/02	9.65	1.5	0.1	82	38,883	38,745		28,740	
11/13/02	9.65	1.5	0	-	27,922	27,922		33,530	
11/14/02	9.65	1.5	0	-	-	-		38,320	
11/15/02	9.65	1.5	1.4	1,154	47,424	48,578		33,530	
11/16/02	9.65	1.5	5.0	4,120	-	4,120		-	
11/17/02	9.65	1.5	0	-	-	-		-	
11/18/02	9.65	1.5	0	-	45,184	45,184		38,320	
11/19/02	9.65	1.5	0	-	20,974	20,974		38,320	
11/20/02	9.65	1.5	0	-	38,989	38,989		38,320	
11/21/02	9.65	1.5	0.1	82	46,090	46,172		38,320	
11/22/02	9.65	1.5	0	-	-	-		38,320	
11/23/02	9.65	1.5	0	-	48,703	48,703		38,320	
11/24/02	9.65	1.5	0	-	-	-		-	
11/25/02	9.65	1.5	0	-	-	-		-	
11/26/02	9.65	1.5	0	-	-	-		-	
11/27/02	9.65	1.5	0	-	-	-		9,580	
11/28/02	9.65	1.5	0	-	-	-		-	
11/29/02	9.65	1.5	0	-	-	-		-	
11/30/02	9.65	1.5	0	-	51,709	51,709	129,413	-	
TOTALS			7.20	5,933	597,395	603,328		575,050	
NET DIFFERENCE							55,110	BALANCE	-26,832

PREVIOUS GALLONS STORED  
CURRENT GALLONS STORED  
GAINED

74,303 TREATMENT  
129,413 GAINED  
55,110  
GENERATED 630,160

GAL PER DAY  
PER ACRE 20,328  
13,552

# 2002 ANNUAL LEACHATE WATER BALANCE SUMMARY

MONTH	RAINFALL (inches)	TOTAL LEACHATE COLLECTED	GALLONS STORED IN TANKS (NET DIFFERENCE)	TOTAL LEACHATE TREATED	BALANCE
JANUARY, 2002	2.10	310,335	72,981	238,385	959
FEBRUARY, 2002	8.50	511,504	2,255	509,850	-601
MARCH, 2002	0.00	313,148	24,384	347,625	-10,093
APRIL, 2002	4.40	467,979	21,710	447,300	-1,031
MAY, 2002	2.80	653,516	19,874	665,980	7,409
JUNE, 2002	12.00	706,041	18,401	670,950	15,890
JULY, 2002	13.70	1,385,697	419	1,121,508	244,610
AUGUST, 2002	3.60	721,328	50,548	795,200	-23,324
SEPTEMBER, 2002	10.00	859,937	37,849	680,890	-28,602
OCTOBER, 2002	5.10	823,118	54,114	874,720	2,512
NOVEMBER, 2002	7.20	603,328	55,110	575,050	-26,832
DECEMBER, 2002	11.80	388,172	43,385	469,420	-39,884
TOTAL FOR 2002	81.20	7,552,102	401,820	7,394,876	140,814

FLORIDA DEPARTMENT OF  
ENVIRONMENTAL PROTECTION  
JUN 20 2003  
SOUTHWEST DISTRICT  
TAMPA

**APPENDIX P**

**GAS MONITORING FORM**



# HARDEE COUNTY LANDFILL

## LFG MONITORING FORM

<b>SAMPLER'S NAME:</b>		<b>PROJECT NAME:</b> Hardee County Landfill	
<b>DATE:</b>		<b>PROJECT:</b>	LFG Monitoring
		<b>LOCATION:</b>	Wauchula
<b>WEATHER CONDITIONS:</b>			
<b>SAMPLE ID</b>	<b>TIME SAMPLE TAKEN</b>	<b>METHANE CONTENT (%LEL)</b>	<b>COMMENTS:</b>
GP-1			
GP-2			
GP-3			
GP-4			
GP-5			
GP-6			
GP-7			
GP-8			
GP-9			
GP-10			
GP-11			
Maintenance Bldg*			
Scalehouse*			
MRF*			
Animal Control Bldg*			

NOTES:

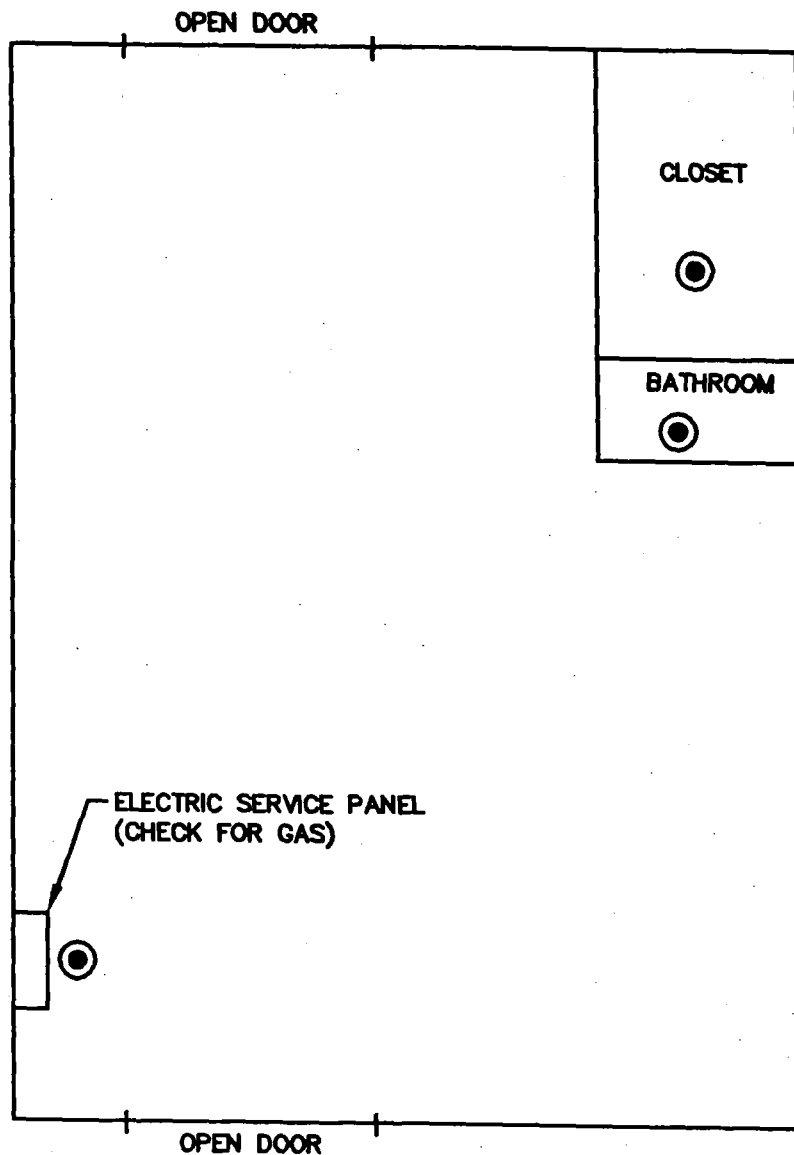
\* Sample locations within the buildings include any slab penetrations, enclosed spaces, or electrical conduits and as shown on the figures.

FLORIDA DEPARTMENT OF  
ENVIRONMENTAL PROTECTION

JAN 29 2004

SOUTHWEST DISTRICT  
TAMPA

FROM SCALES



TO LANDFILL →

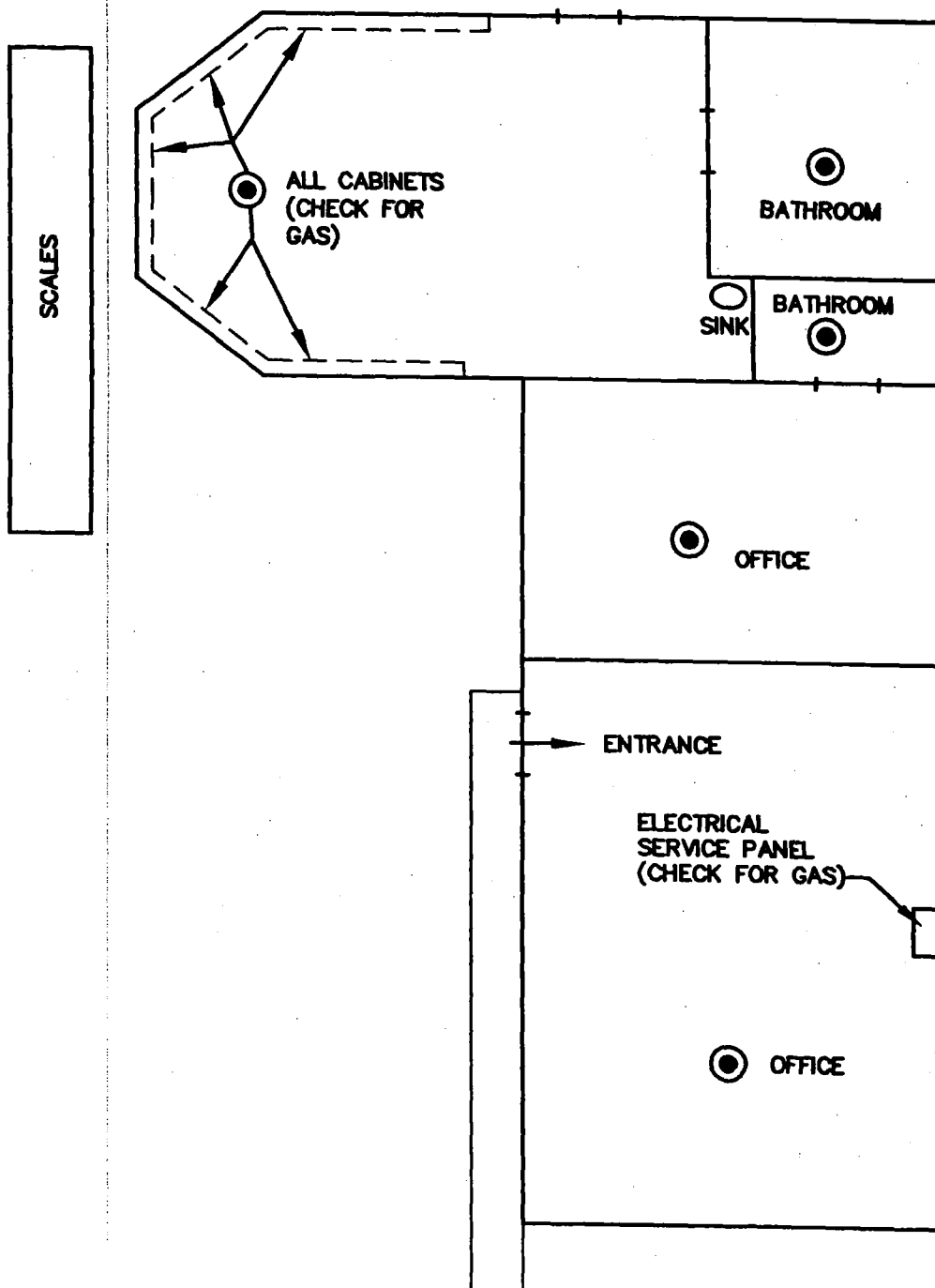
MAINTENANCE BUILDING

LEGEND:

● GAS MONITORING POINT

SCS ENGINEERS

Figure. Gas Monitoring Points, Maintenance Building.



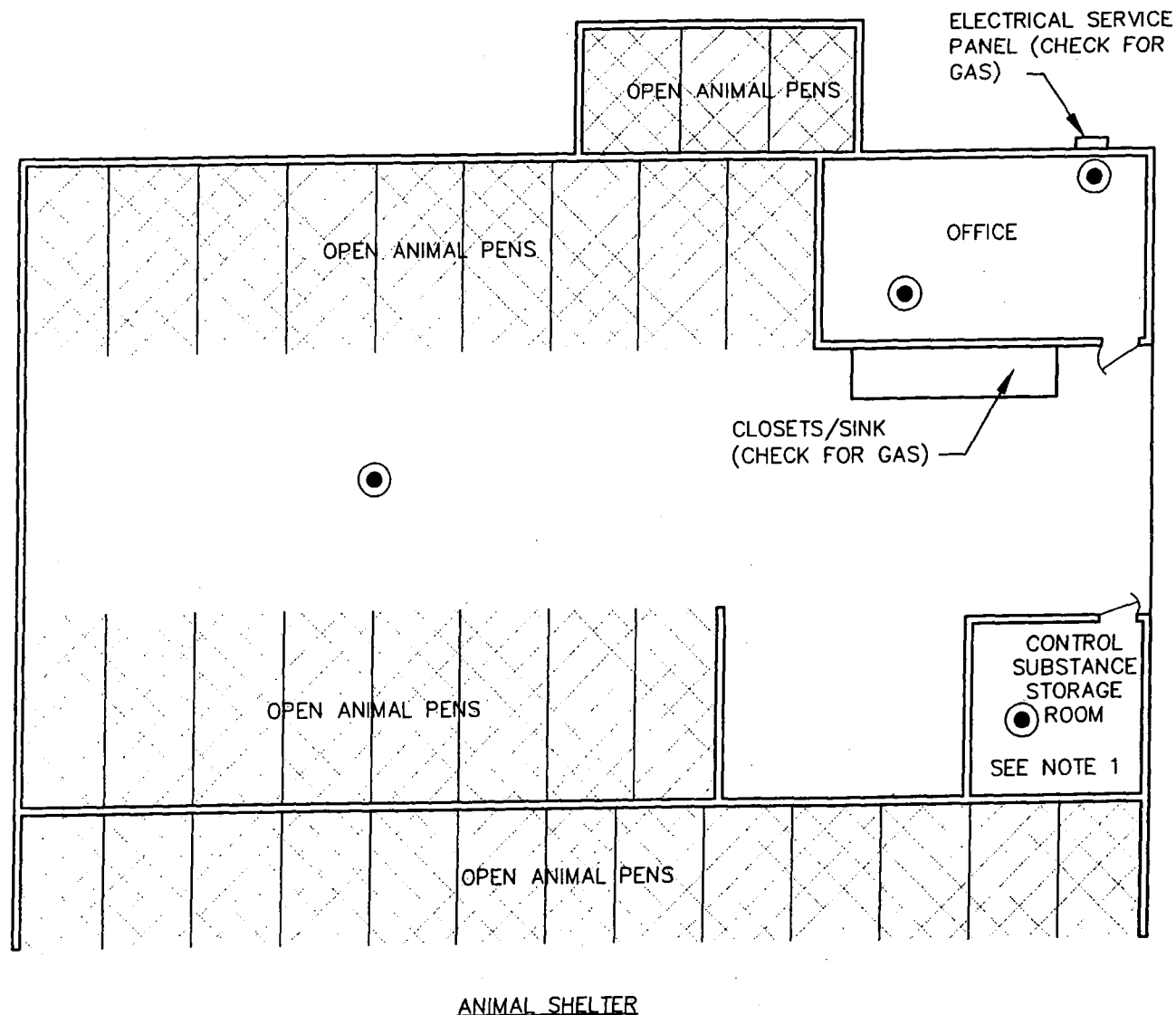
**LEGEND:**

● GAS MONITORING POINT

**SCALE HOUSE**

**SCS ENGINEERS**

Figure. Gas Monitoring Points, Scale House.



LEGEND:

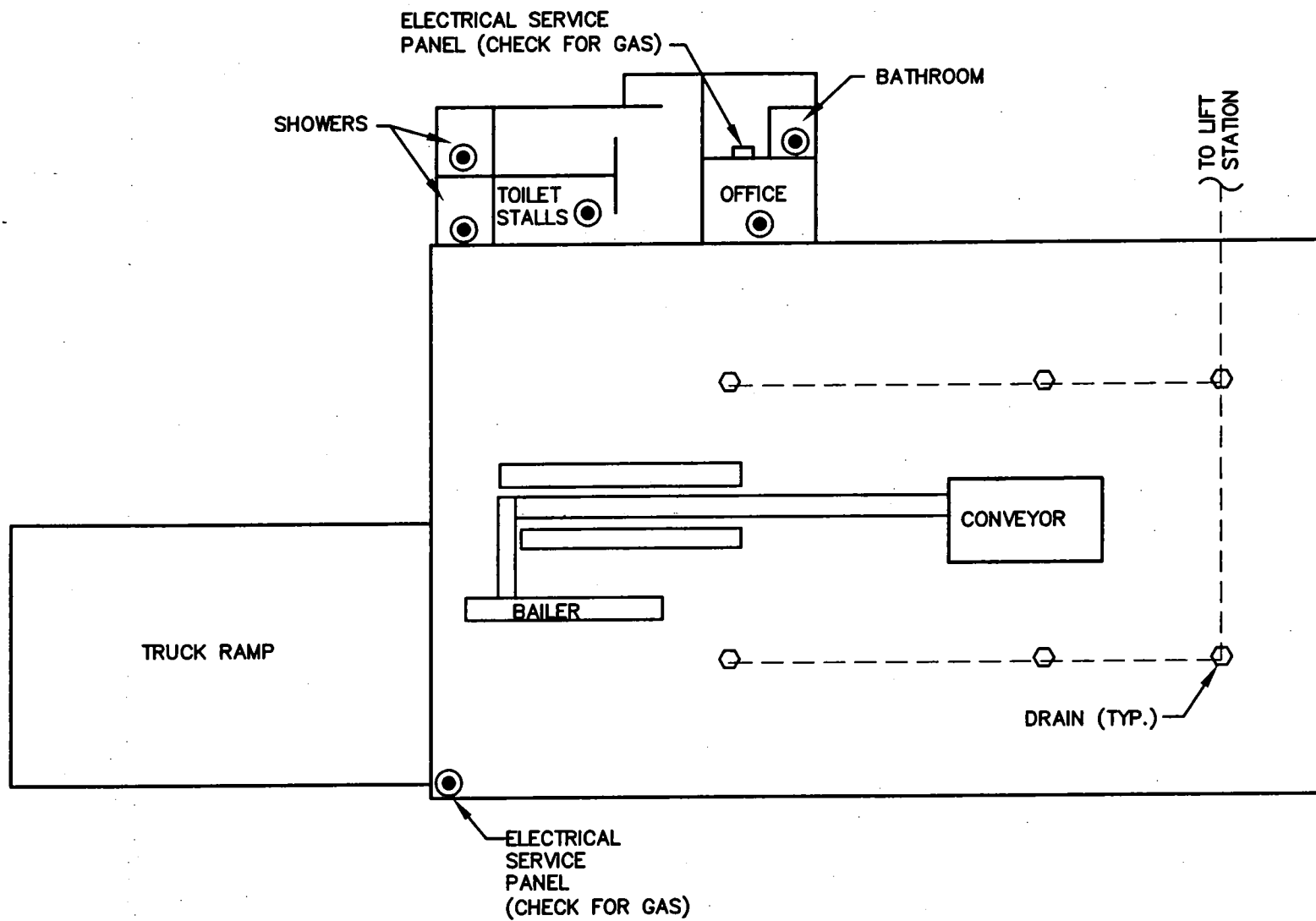
● GAS MONITORING POINT

NOTE 1: ANIMAL CONTROL PERSONNEL  
TO CONTROL ENTRY INTO ROOM

SCS ENGINEERS

Figure. Gas Monitoring Points, Animal Shelter.

G:\PROJECT\09199033.09\Gas-monitor.dwg Dec 23, 2003 - 2:53pm Layout Name: RECYCLING-CTR Br. 22261.e



**LEGEND:**

● GAS MONITORING POINT

RECYCLING CENTER

SCS ENGINEERS

Figure. Gas Monitoring Points, Materials Recycling Facility.