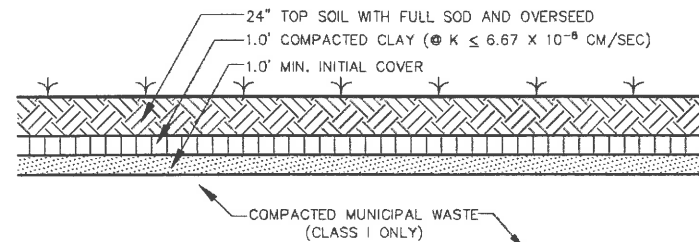


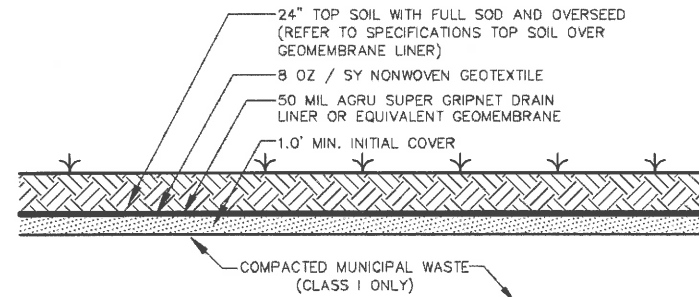
NOTE:
 1. 12" COMPACTED CLAY LAYER SHALL BE PLACED IN TWO 6" (MINIMUM) LIFTS.
 2. CONTRACTOR SHALL ENCASE DOWNCOMERS, 18" HDPE TERRACE SIDE DRAINS AND 6" HDPE NON PERFORATED PIPES IN CLAY.
 3. CONTRACTOR SHALL EXCAVATE WASTE TO 18" BELOW CLAY ENCASEMENT AND PLACE AND COMPACT 18" SUBGRADE WITH CLEAN FILL (INITIAL COVER).
 4. ALL WASTE EXCAVATED BY THE CONTRACTOR SHALL BE DISPOSED OF ONSITE AT THE WORKING FACE. CONTRACTOR SHALL COORDINATE WITH THE LANDFILL OPERATOR PRIOR TO DISPOSAL.

TYPICAL PIPE ENCASMENT SECTION D2
 N.T.S. 7A/7A

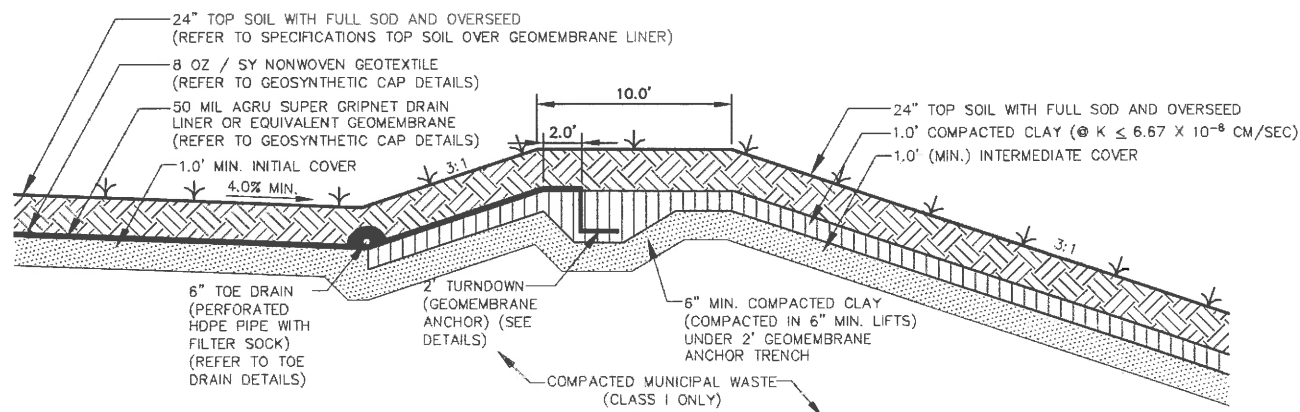


NOTE:
 12" COMPACTED CLAY LAYER SHALL BE PLACED IN TWO 6" (MINIMUM) LIFTS.

FINAL COVER - SIDE SLOPE
 N.T.S.

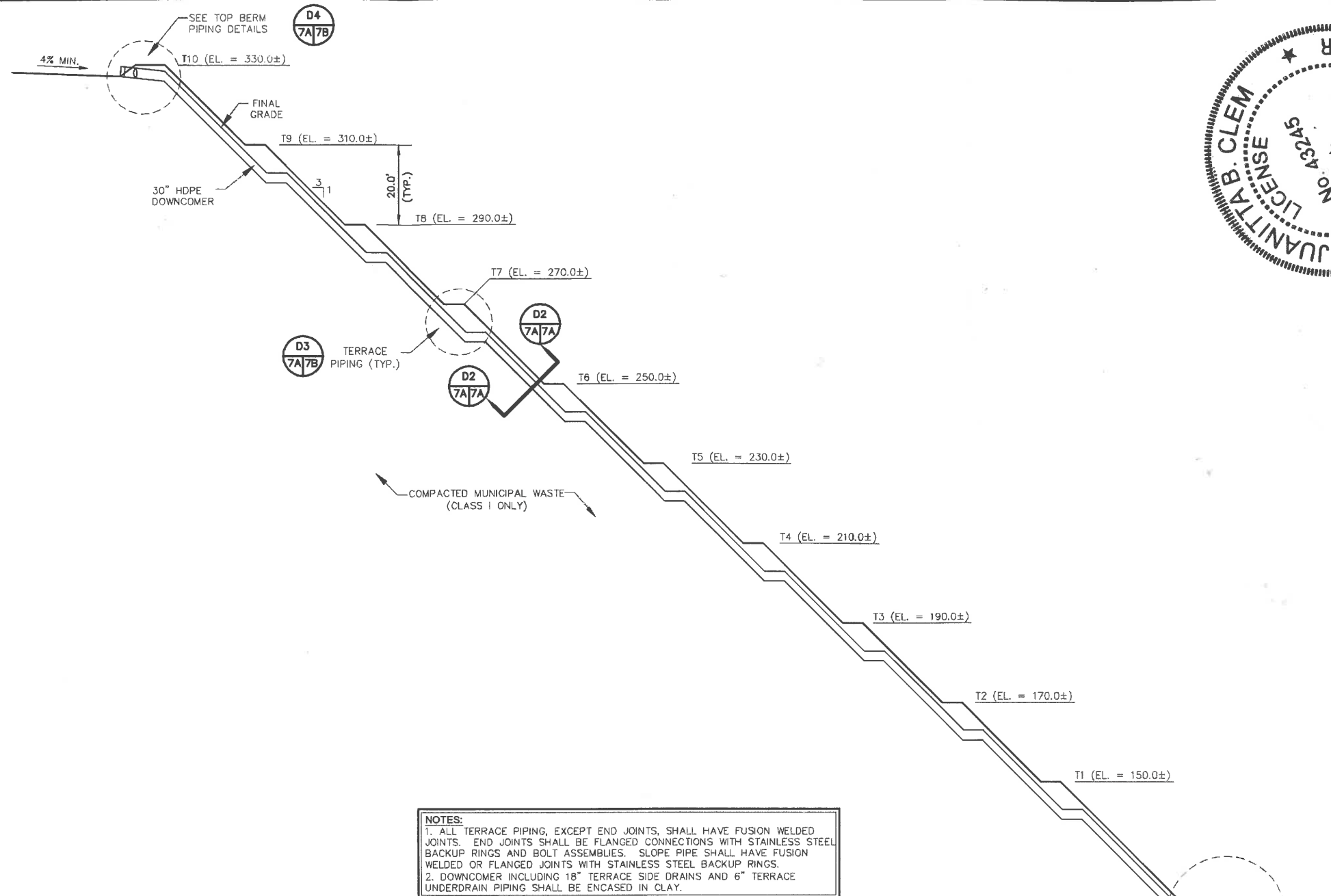


FINAL COVER - TOP AREA
 N.T.S.



NOTE:
 12" COMPACTED CLAY LAYER SHALL BE PLACED IN TWO 6" (MINIMUM) LIFTS.

TOP BERM TERRACE 10 DETAIL
 N.T.S.



NOTES:
 1. ALL TERRACE PIPING, EXCEPT END JOINTS, SHALL HAVE FUSION WELDED JOINTS. END JOINTS SHALL BE FLANGED CONNECTIONS WITH STAINLESS STEEL BACKUP RINGS AND BOLT ASSEMBLIES. SLOPE PIPE SHALL HAVE FUSION WELDED OR FLANGED JOINTS WITH STAINLESS STEEL BACKUP RINGS.
 2. DOWNCOMER INCLUDING 18" TERRACE SIDE DRAINS AND 6" TERRACE UNDERDRAIN PIPING SHALL BE ENCASED IN CLAY.

SIDE SLOPE CROSS-SECTION D1
 N.T.S. 3/7A
 4

D7
 7A/7C
 BOTTOM SWALE AND ROADWAY (TYPICAL DOWNCOMER PROFILE)



REVISIONS:
 8-5-2016 RENISED TOP DETAILS
 S. LOCKWOOD
 PROFESSIONAL ENGINEER
 FLORIDA
 LICENSE NO. 43245
 JUANITA B. CLEM, P.E.
 P.E. NUMBER: 43245
 PLOTTED: August 5, 2016 - 8:15 AM BY: Scott Lockwood

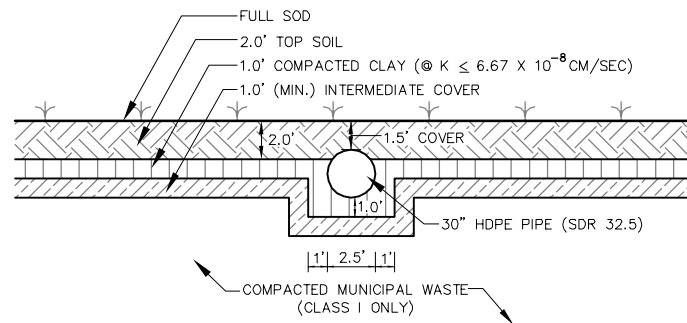
ETM NO. E 11-019-15
 DRAWN BY: S. Lockwood
 DESIGNED BY: J. Clem
 CHECKED BY: S. Lockwood
 DATE: 6-24-2015

Employed: Thoms & Miller, Inc.
 14775 Old St Augustine Road
 Jacksonville, FL 32226
 TEL: (904) 646-8890
 FAX: (904) 646-9885
 CA: 0002684 LC: 0000316



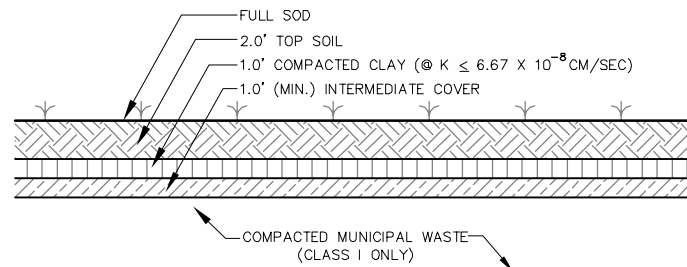
CLOSURE DETAILS
TRAIL RIDGE LANDFILL
PERMIT MODIFICATIONS
THE CITY OF JACKSONVILLE, FLORIDA

DRAWING NUMBER
20



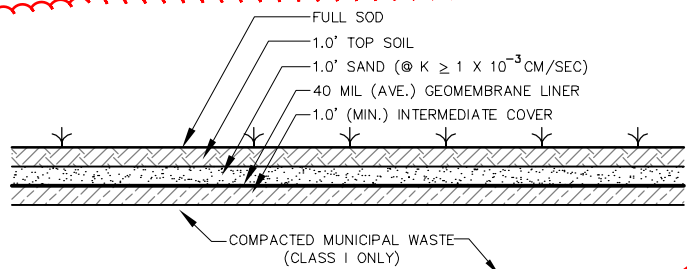
TYPICAL PIPE ENCASMENT SECTION

21
20/20



FINAL COVER - SIDE SLOPE UNIT

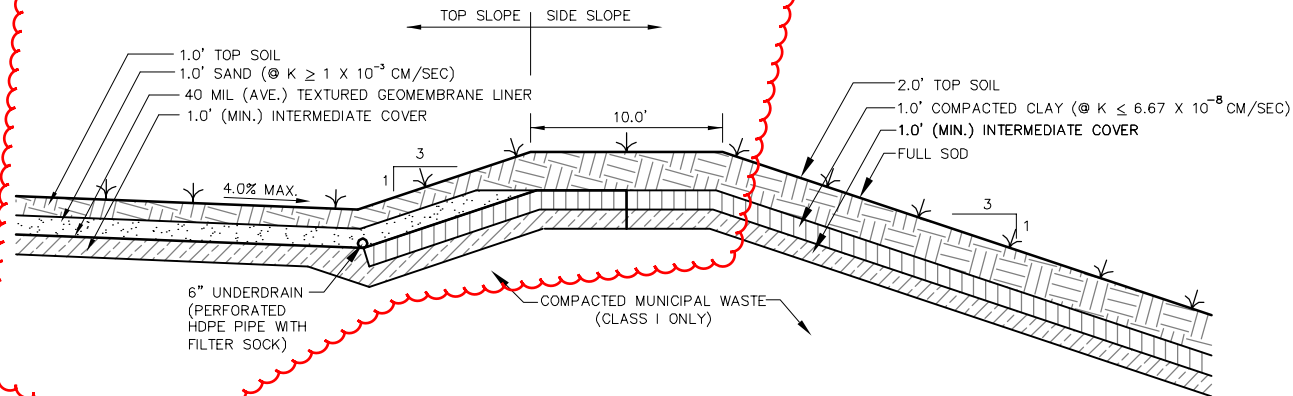
N.T.S.



FINAL COVER - TOP SLOPE

N.T.S.

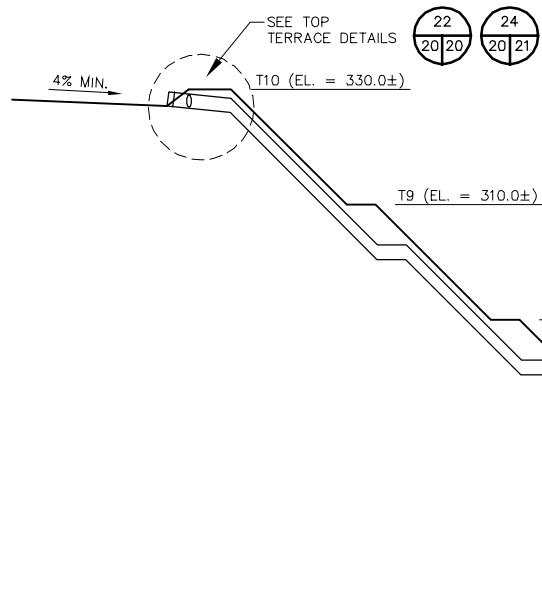
THIS IS THE PREVIOUSLY APPROVED DETAILS THAT WILL BE MODIFIED (SEE REVISED SHEET FOR DETAILS)



TOP TERRACE BERM DETAIL

22
20/20

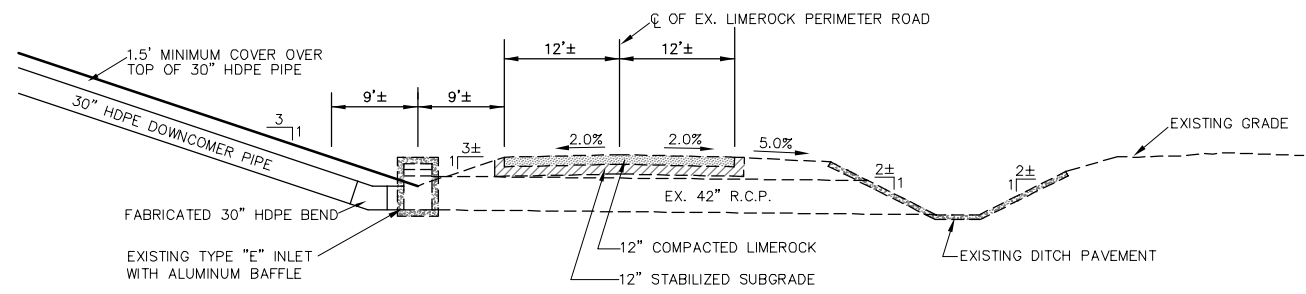
NOTE: THE 12" COMPACTED CLAY LAYER SHALL BE PLACED IN TWO 6" (MINIMUM) LIFTS.



NOTES:
1. ALL TERRACE PIPING SHALL BE FUSION WELDED JOINTS, EXCEPT END JOINTS. END JOINTS SHALL BE FLANGED CONNECTIONS WITH STAINLESS STEEL BACKUP RINGS AND BOLT ASSEMBLIES. SLOPE PIPE SHALL HAVE FUSION WELDED OR FLANGED JOINTS.
2. DOWNCOMER INCLUDING 18" TERRACE SIDE DRAINS AND 6" TERRACE UNDERDRAIN PIPING SHALL BE ENCASED IN CLAY.

SIDE SLOPE CROSS-SECTION

20
9/20



BOTTOM SWALE AND ROADWAY DETAIL

23
20/20

N.T.S.

NO CHANGE

PLANS PREPARED UNDER THE DIRECTION OF:
ETM
 ENGLAND, TRIMM & MILLER, INC.
 14775 041 ST. AUGUSTINE ROAD
 JACKSONVILLE, FL 32258
 TEL: (904) 646-8800
 FAX: (904) 646-9885
 CA - 0002694 LC - 0000316
CLOSURE DETAILS
TRAIL RIDGE LANDFILL PERMIT MODIFICATIONS, FLORIDA
THE CITY OF JACKSONVILLE, FLORIDA
 DRAWING NUMBER
20
 REVISIONS:
 ETM NO. E 11-019
 DRAWN BY: S. Lockwood
 DESIGNED BY: J. Clem
 CHECKED BY: J. Clem
 DATE: February 2, 2012
 PLOTTED: August 5, 2016 - 8:45 AM BY: Scott Lockwood