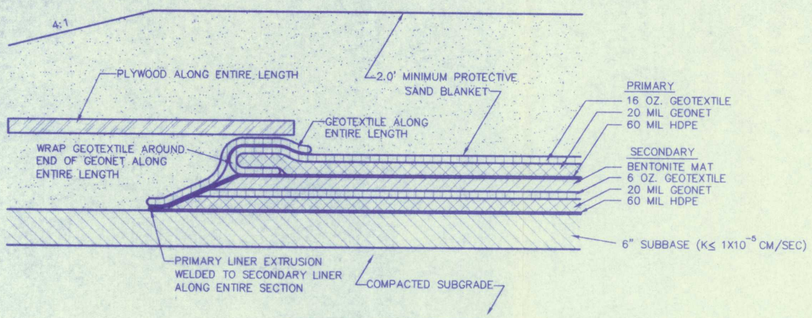

NOTE:
VERTICAL THICKNESS OF THE LINER SYSTEMS HAVE BEEN EXAGGERATED FOR CLARITY PURPOSES ONLY.

TYPICAL PRIMARY AND SECONDARY LINER END TREATMENT BETWEEN NORTH – SOUTH PHASES

N.T.S. (1 / 6 16)

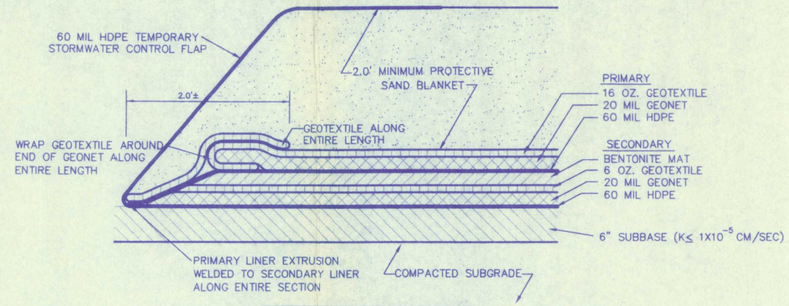

NOTE:
VERTICAL THICKNESS OF THE LINER SYSTEMS HAVE BEEN EXAGGERATED FOR CLARITY PURPOSES ONLY.

TYPICAL PRIMARY AND SECONDARY LINER END TREATMENT BETWEEN EAST – WEST PHASES

N.T.S. (2 / 6 16)

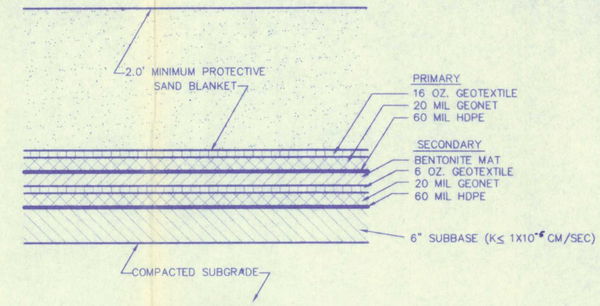

NOTE:
VERTICAL THICKNESS OF THE LINER SYSTEMS HAVE BEEN EXAGGERATED FOR CLARITY PURPOSES ONLY.

TYPICAL PRIMARY AND SECONDARY LINER SECTION

N.T.S. (3 / 16 16 / 18)

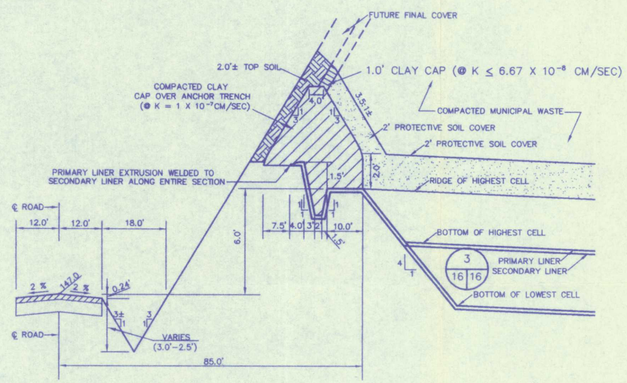

NOTES:
1. 1.0' CLAY CAP SHALL BE PLACED IN TWO 6" LIFTS (COMPACTED) AND SHALL HAVE A MINIMUM OVERALL THICKNESS OF 12".

WEST ANCHOR TRENCH AND BERM SECTION

N.T.S. (4 / 6 16 / 16)

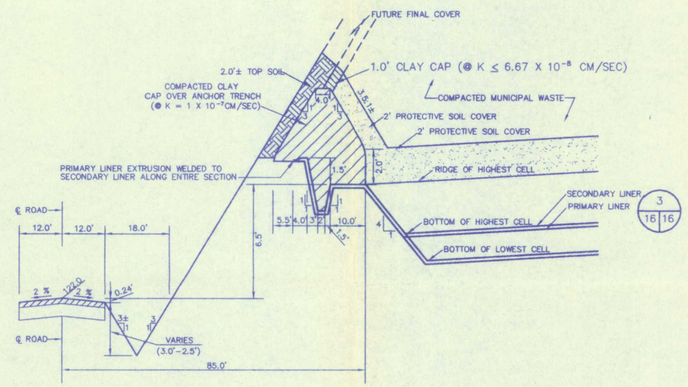

NOTES:
1. 1.0' CLAY CAP SHALL BE PLACED IN TWO 6" LIFTS (COMPACTED) AND SHALL HAVE A MINIMUM OVERALL THICKNESS OF 12".

EAST ANCHOR TRENCH AND BERM SECTION

N.T.S. (5 / 6 16 / 16 / 17 / 18)

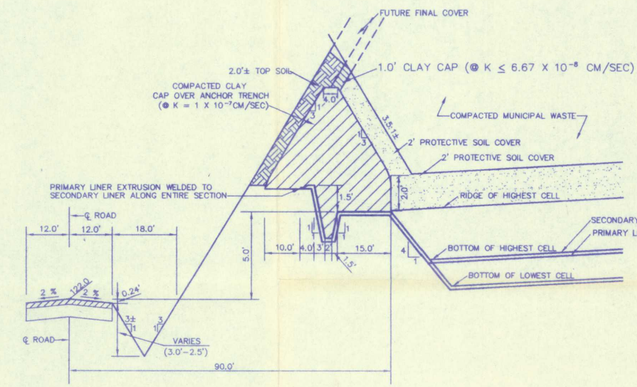

NOTES:
1. 1.0' CLAY CAP SHALL BE PLACED IN TWO 6" LIFTS (COMPACTED) AND SHALL HAVE A MINIMUM OVERALL THICKNESS OF 12".

SOUTH ANCHOR TRENCH AND BERM SECTION

N.T.S. (6 / 6 16)

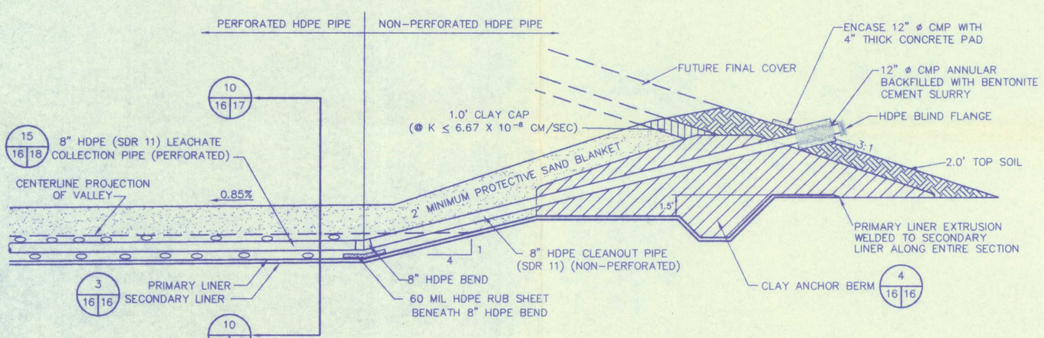

NOTES:
1. 1.0' CLAY CAP SHALL BE PLACED IN TWO 6" LIFTS (COMPACTED) AND SHALL HAVE A MINIMUM OVERALL THICKNESS OF 12".

8" LEACHATE CLEANOUT RISER SECTION (WEST SIDE ONLY)

SCALE: 1" = 5' (7 / 6 16)

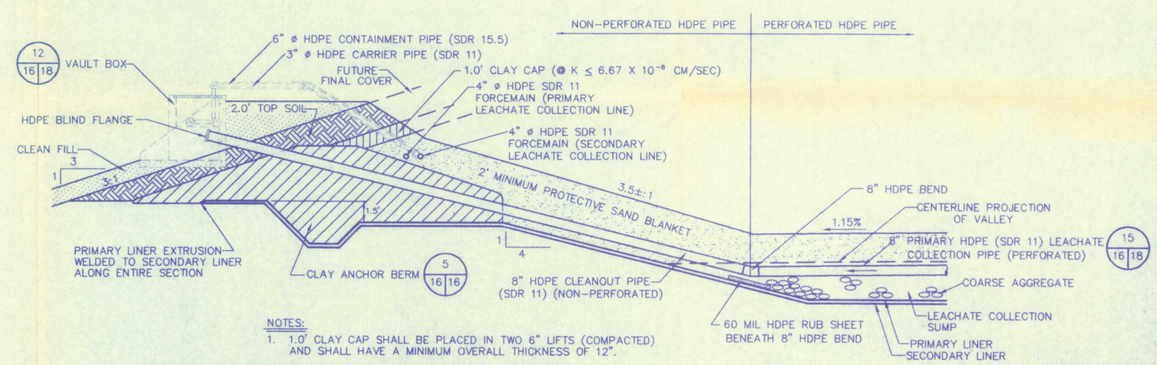

NOTES:
1. 1.0' CLAY CAP SHALL BE PLACED IN TWO 6" LIFTS (COMPACTED) AND SHALL HAVE A MINIMUM OVERALL THICKNESS OF 12".

8" LEACHATE CLEANOUT RISER SECTION (EAST SIDE ONLY)

SCALE: 1" = 5' (8 / 6 16 / 17)

FOR AGENCY REVIEW ONLY

SUBMITTED TO DEP: 2-27-97

REVISIONS: 2-10-97 REVISED PERMEABILITY ON CLAY CAP

ETN. NO. E 96 – 49
DRAWN BY: S.J.L.
DESIGNED BY: J.B.C.
CHECKED BY: D.C.M.
DATE: OCTOBER 28, 1996

PERMIT DOCUMENT

ANCHOR TRENCH AND LINER DETAILS

TRAIL RIDGE LANDFILL PERMIT RENEWAL FOR TRAIL RIDGE LANDFILL, INC.

England-Thims & Miller, Inc.
Consulting & Design Engineers
3131 ST. JOHNS BLUFF ROAD SOUTH
JACKSONVILLE, FLORIDA 32246
PHONE NUMBER (904) 642-8990 FAX NUMBER (904) 646-9485

DRAWING NO. 16

I:\JUNITA\LANDFILL\TRAIL\RENEWAL\LINERDET Mon Feb 10 09:57:02 1997

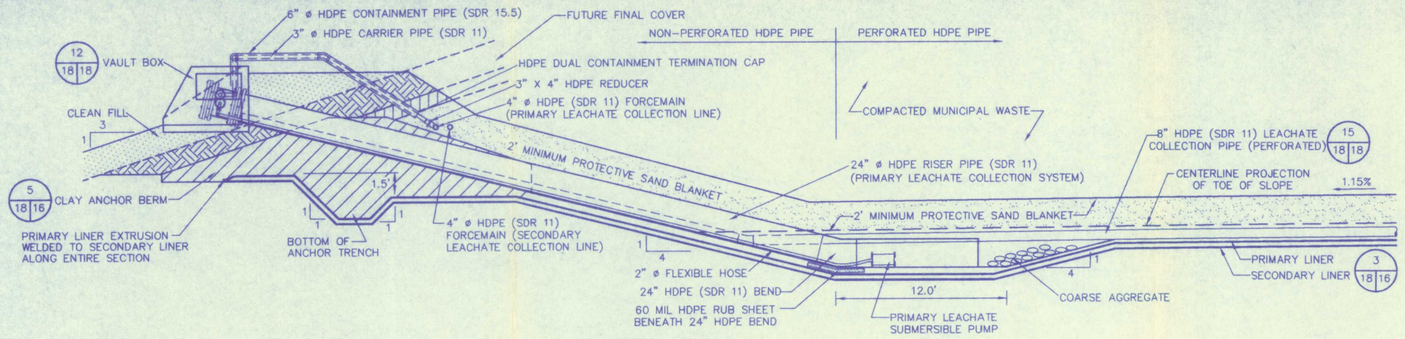

PRIMARY LEACHATE COLLECTION SYSTEM SUMP SECTION (11 / 17 18)

SCALE: 1" = 5'

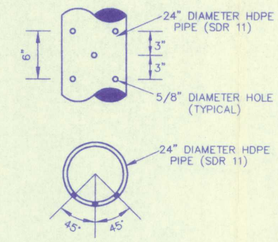

24" LEACHATE COLLECTION PIPING PERFORATION (14 / 17 18)

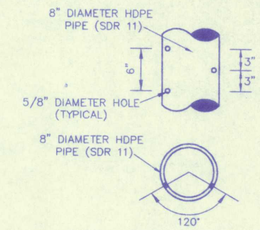

8" LEACHATE COLLECTION PIPING PERFORATION (15 / 16 18 / 17 / 18)

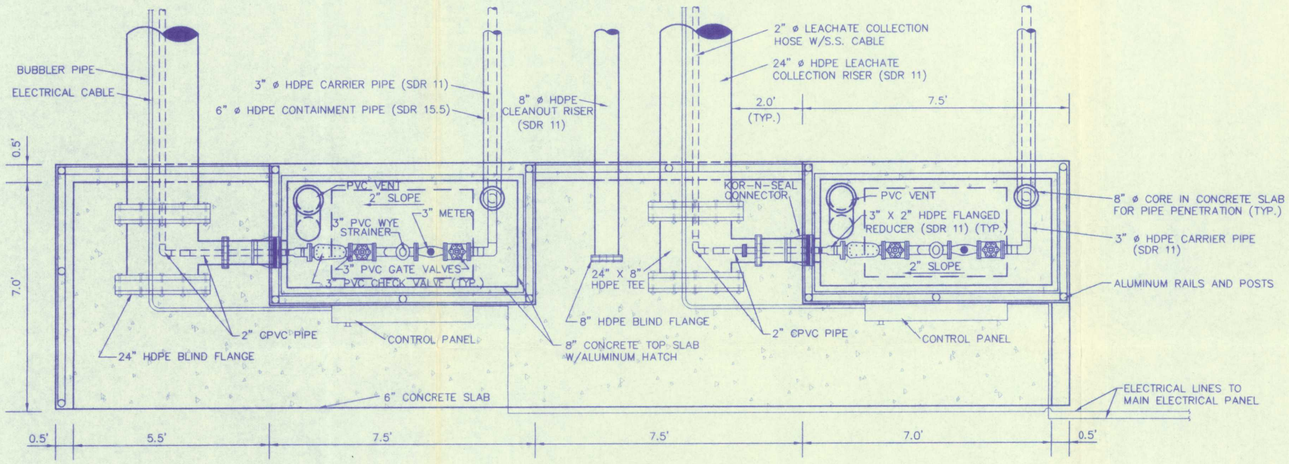

NOTES:

1. CONTROL PANELS SHALL BE NEMA 4X CONTROL PANELS PROVIDED WITH: NEMA RATED MOTOR STARTERS; ELAPSED TIME METERS; HOA SELECTORS; HEAT SENSORS; LIGHTNING ARRESTORS; SURGE SUPPRESSORS; AND POWER MONITORS.
2. INTERIOR OF VAULT BOXES SHALL BE COATED WITH WATERPROOFING.

PLAN VIEW VAULT BOX (12 / 16 18 / 17 / 18)

N.T.S.

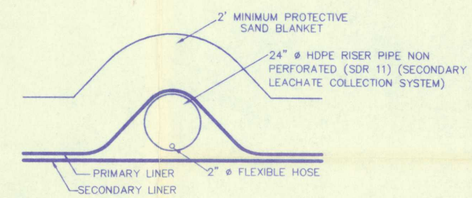

SECONDARY LEACHATE COLLECTION PIPE SECTION (16 / 18 18)

N.T.S.

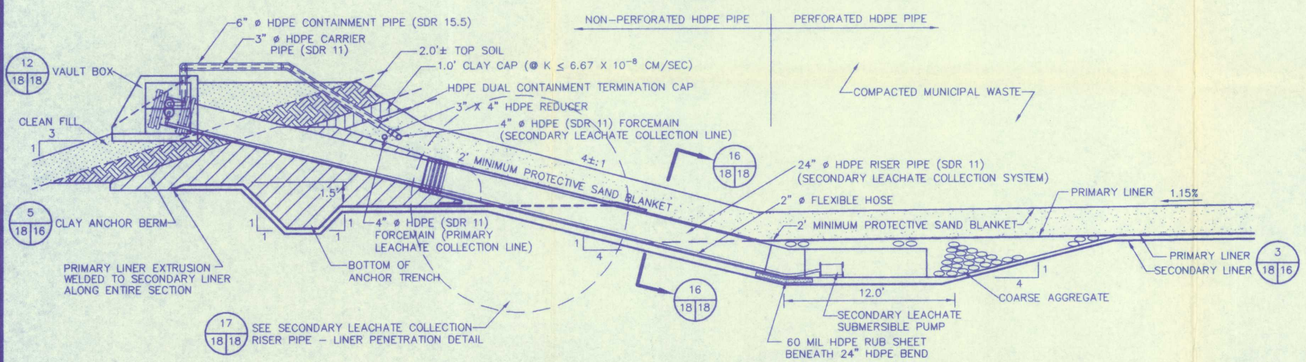

SECONDARY LEACHATE COLLECTION SYSTEM SUMP SECTION (13 / 17 18)

SCALE: 1" = 5'

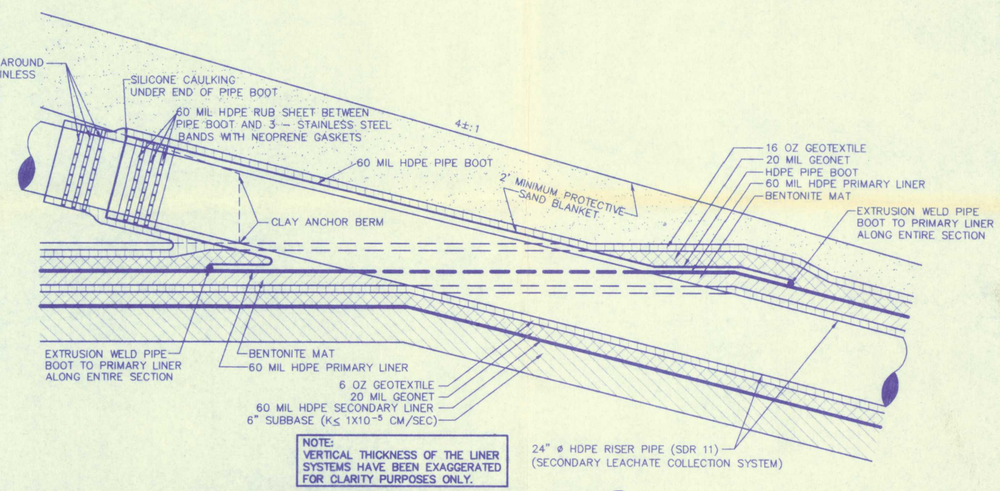

NOTE:
VERTICAL THICKNESS OF THE LINER SYSTEMS HAVE BEEN EXAGGERATED FOR CLARITY PURPOSES ONLY.

SECONDARY LEACHATE COLLECTION RISER PIPE – LINER PENETRATION DETAIL (17 / 18 18)

N.T.S.

FOR AGENCY REVIEW ONLY

PERMIT DOCUMENT

SUBMITTED TO DEP: 2-27-97

REVISIONS: 2-10-97 REVISED PERMEABILITY ON CLAY CAP

ETN. NO. E 96 – 49
DRAWN BY: S.J.L.
DESIGNED BY: J.B.C.
CHECKED BY: D.C.M.
DATE: OCTOBER 28, 1996

LEACHATE SUMP AND VAULT BOX DETAILS

TRAIL RIDGE LANDFILL PERMIT RENEWAL FOR TRAIL RIDGE LANDFILL, INC.

England-Thims & Miller, Inc.
Consulting & Design Engineers
3131 ST. JOHNS BLUFF ROAD SOUTH
JACKSONVILLE, FLORIDA 32246
PHONE NUMBER (904) 642-8990 FAX NUMBER (904) 646-9485

DRAWING NO. 18

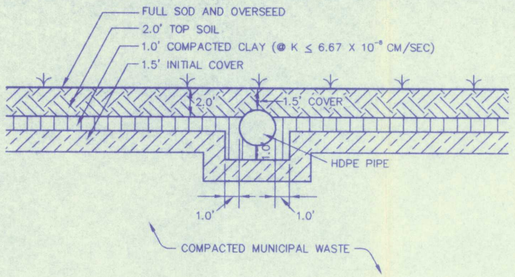

NOTE:
THE 12" COMPACTED CLAY LAYER SHALL BE PLACED IN TWO 6" (MINIMUM) LIFTS.

TYPICAL PIPE ENCASEMENT SECTION (21 / 20 20)

N.T.S.

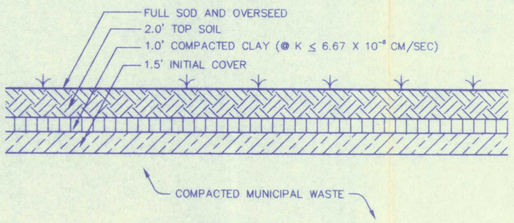

NOTE:
THE 12" COMPACTED CLAY LAYER SHALL BE PLACED IN TWO 6" (MINIMUM) LIFTS.

FINAL COVER - SIDE SLOPE UNIT

N.T.S.

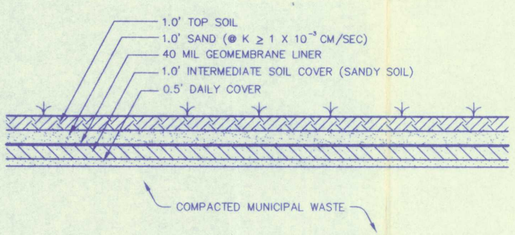

FINAL COVER - TOP SLOPE

N.T.S.

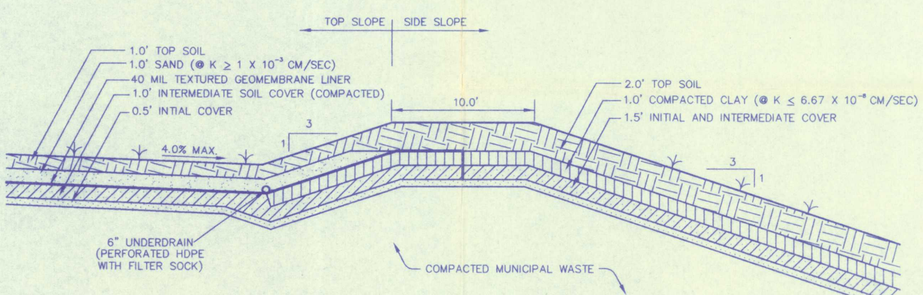

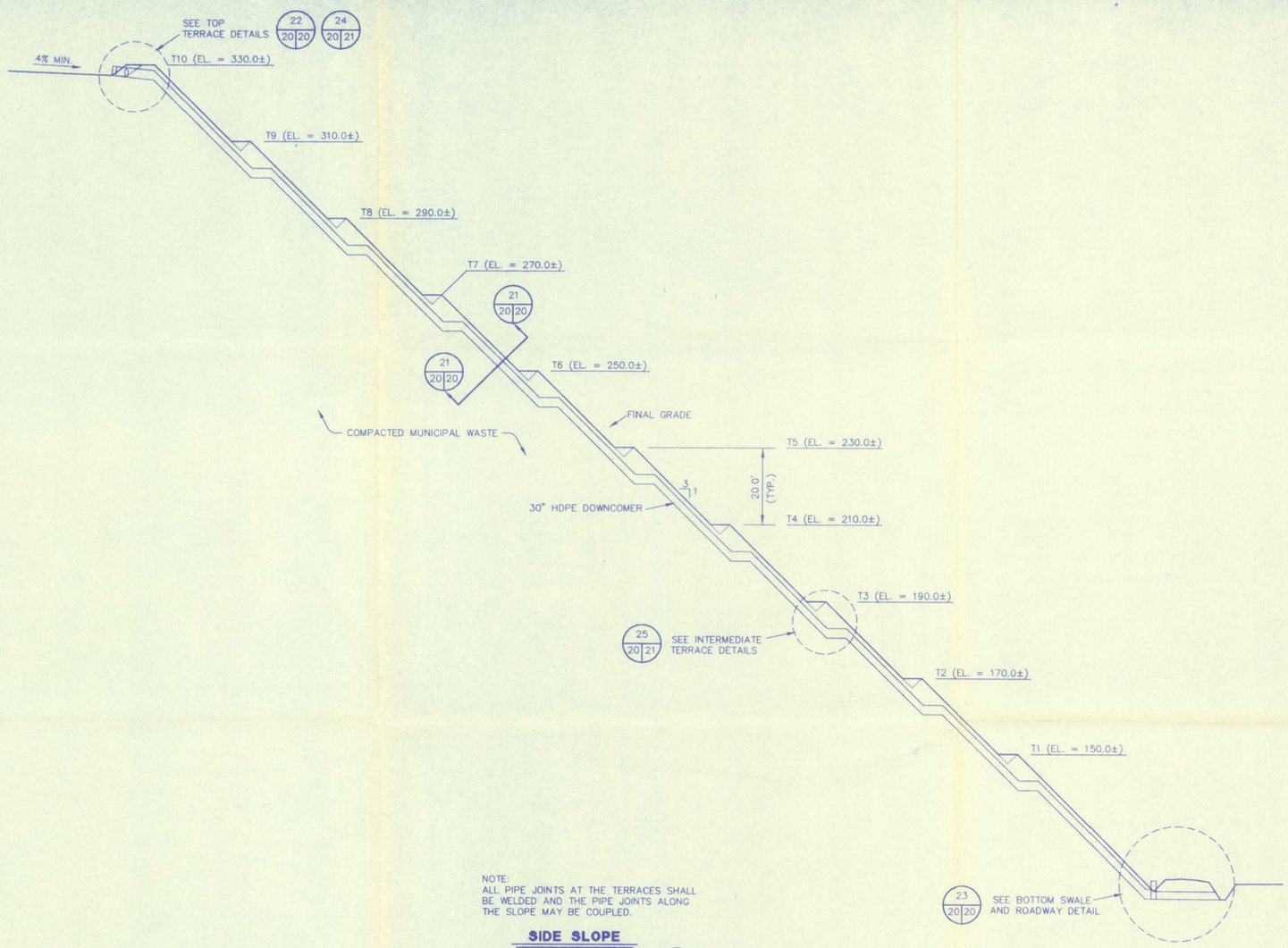

NOTE:
ALL PIPE JOINTS AT THE TERRACES SHALL BE WELDED AND THE PIPE JOINTS ALONG THE SLOPE MAY BE COUPLED.

SIDE SLOPE CROSS-SECTION (20 / 9 20)

N.T.S.

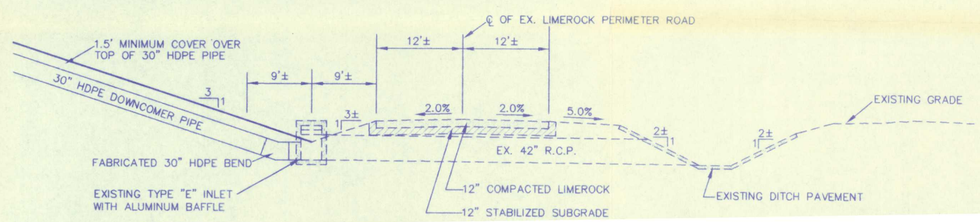

PERMIT DOCUMENT

SUBMITTED TO DEP: 2-27-97

REVISIONS: 2-10-97 MODIFIED CLAY PERMEABILITY

ETM. NO. E 96 - 49
DRAWN BY: J.B.C.
DESIGNED BY: J.B.C.
CHECKED BY: D.C.M.
DATE: OCTOBER 28, 1996

CLOSURE DETAILS

TRAIL RIDGE LANDFILL PERMIT RENEWAL
FOR
TRAIL RIDGE LANDFILL INC.

England-Thims & Miller, Inc.
Consulting & Design Engineers
3131 ST. JOHNS BLUFF ROAD SOUTH
JACKSONVILLE, FLORIDA 32246
PHONE NUMBER (904) 642-8990 FAX NUMBER (904) 646-9485

\CLDETS Mon Feb 10 09:16:33 1997