ENTERPRISE CLASS III LANDFILL
AND RECYCLING FACILITY
FIRST SEMIANNUAL COMPLIANCE MONITORING REPORT 2020
AND FIRST QUARTERLY GAS REPORT 2019

DEP PERMIT NO. 177982-028-SO/T3, WACS No. 87895

Prepared by:

LOCKLEAR AND ASSOCIATES, INC.
4140 NW 37th Place, Suite A
Gainesville, Florida 32606



C. Walker Wrenn
P.G. No. 2792

Florida Department of Environmental Protection

Bob Martinez Center
2600 Blair Stone Road
Tallahassee, Florida 32399-2400

DEP Form #: 62-701.900(31), F.A.C
Form Title: Water Quality Monitoring Certification
Effective Date: January 6, 2010
Incorporated in Rule 62-701.510(9), F.A.C.

WATER QUALITY MONITORING CERTIFICATION

PART I GENERAL INFORMATION

(1) Facility Name Enterprise Class III Landfill and Recycling Facility

Address 41111 Enterprise Road

City Dade City, Florida Zip 33525 County Pasco

Telephone Number (813) 477-1719

(2) WACS Facility ID 87895

(3) DEP Permit Number 177982-028-SO/T3

(4) Authorized Representative's Name Walker Wrenn, P.G. Title Environmental Division

Address 4140 NW 37th Place, Suite A

City Gainesville, Florida Zip 32606 County Alachua

Telephone Number (352)672-6867

Email address (if available) walker@locklearconsulting.com

CERTIFICATION

I certify under penalty of law that I have personally examined and am familiar with the information submitted in this document and all attachments and that, based on my inquiry of those individuals immediately responsible for obtaining the information, I believe that the information is true, accurate, and complete. I am aware that there are significant penalties for submission of false information including the possibility of fine and imprisonment.

4/30/20
(Date)

(Owner or Authorized Representative's Signature)

PART II QUALITY ASSURANCE REQUIREMENTS

Sampling Organization Ideal Tech Services

Analytical Lab NELAC / HRS Certification # E83079

Lab Name Environmental Conservation Laboratories, Inc.

Address 10775 Central Port Drive, Orlando, Florida 32824

Phone Number (407)826-5314

Email address (if available)

Locklear & Associates

TEL (352) 672-6867
FAX (352) 692-5930
4140 NW 37th Place, Suite A,
Gainesville, FL 32606
www.locklearconsulting.com

April 24, 2020

Justin Chamberlain, P.G.
Florida Department of Environmental Protection – Southwest District
13051 N. Telecom Parkway
Temple Terrace, Florida 33637

RE: Compliance Monitoring Report – First Semiannual 2020
Enterprise Class III Landfill and Recycling Facility
Permit No. 177982-020-SC/T3
WACS No. 87895

Dear Mr. Chamberlain:

This report presents data from the first 2020 (20S1) semiannual sampling event at the Enterprise Class III Landfill and Recycling Facility performed on March 23 and 24, 2020.

All groundwater wells which require semiannual sampling were sampled and analyzed for the parameters listed in Appendix 3.4.c of the permit with the exception of BW-1A, MW-4, MW-5AR, MW-6, MW-8, MW-9 and MW-10 which were dry or contained insufficient water for sampling. The supply well was sampled for parameters listed in Appendix 3.4.c of the permit. Quality Assurance/Quality Control samples were also collected. All sampling was performed by Ideal Tech Services, Inc. Samples were submitted to Environmental Conservation Laboratories, Inc. (ENCO) in Orlando, Florida.

Surficial monitoring wells BW-1A, MW-4, MW-5AR, MW-6, MW-8, MW-9 and MW-10 routinely do not contain sufficient water for sampling and are therefore paired with Floridan aquifer wells. Groundwater samples were collected from each of the Floridan aquifer wells.

Parameters reported at or outside groundwater standards are presented in Attachment 2. Parameters outside groundwater standards are consistent with historical results. Parameters above the Method Detection Levels (MDL) are presented in Attachment 3. Sampling field forms are present in Attachment 4. All parameters in the QAQC samples collected during this sampling event fell below the laboratory MDL. Automated Data Processing Tool (ADaPT), Electronic Data Deliverable (EDDs), and Laboratory Reports digitally delivered in accordance with the facility permit. We recommend continued semiannual monitoring as specified in the facility permit.

If you have any questions regarding this report, please contact me or John Locklear at (352) 672-6867.

Sincerely,

C. Walker Wrenn

Environmental Services Division Director

\\LOCKLEARSERVER\Shared Folders\Projects\P Drive Files\ANGELOS (FLORIDA)\Enterprise Class III\COMPLIANCE MONITORING\2020\20S1\Figures\20S1 Text.docx

Xc: John Arnold, P.E.

Attachment 1: Groundwater Elevation Data, and Groundwater Contour Map
Attachment 2: Analysis Results Compared to Groundwater Standards
Attachment 3: Groundwater Parameters At or Above the Laboratory Detection Limit
Attachment 4: Field Forms
Attachment 5: Laboratory Reports

Attachment 1
Groundwater Elevation Data and Groundwater Contour Maps

GROUNDWATER ELEVATION DATA

Enterprise Class III Landfill and Recycling Facility
2020 - First Semiannual Compliance Monitoring Event

WELL NAME	TOP OF CASING	CONTOUR MAP	
		DEPTH TO WATER	GROUDWATER ELEVATION
	(NGVD,FT)	(FT)	(NGVD,FT)
MW-1A	173.77	NA	NA
BW-1A	122.50	52.32	70.18
MW-1B	174.11	104.50	69.61
BW-1B	122.82	53.07	69.75
MW-4	97.09	19.94	77.15
MW-4B	97.12	27.53	69.59
MW-5AR	94.91	20.74	74.17
MW-5BR	94.32	25.40	68.92
MW-6	88.65	28.20	60.45
MW-6B	89.10	28.66	60.44
MW-7A	100.72	30.99	69.73
MW-7BR	103.27	33.48	69.79
MW-8	100.10	35.53	64.57
MW-8B	108.52	38.67	69.85
MW-9	108.00	29.47	78.53
MW-9B	109.75	39.75	70.00
MW-10	111.62	37.23	74.39
MW-10B	110.00	39.99	70.01
MW-11	104.45	34.29	70.16
MW-11B	106.11	36.37	69.74
MW-12A	121.43	NA	NA
MW-12B	121.84	51.79	70.05
MW-18B	152.58	83.07	69.51
MW-19A	146.88	59.03	87.85
MW-20B	126.86	57.33	69.53
MW-21A	93.94	23.26	70.68
MW-22A	97.11	26.66	70.45
MW-22B	96.71	27.14	69.57
MW-23B	96.27	26.70	69.57
MW-24A	94.87	25.04	69.83
MW-24B	95.04	25.45	69.59
P-6	94.16	33.30	60.86
P-8	133.94	65.66	68.28
P-10	132.60	62.95	69.65
P-11	150.76	59.52	91.24
SUPPLY WELL	NM	NM	NM

* = new Top of Casing elevations due to riser pipe being cut
NS = Not sampled
NM = Not measured
NA = Not Available

LEGEND

MW-4B	MONITORING WELL LOCATION
69.59	GROUNDWATER ELEVATION
GP-1	GAS PROBE LOCATION
	SUPPLY WELL LOCATION
P-11	PIEZOMETER WELL LOCATION
MW-12A	WATER LEVEL ONLY WELL LOCATION
	PROPERTY BOUNDARY
	LANDFILL LIMITS
	CELL BOUNDARY
69.7	GROUNDWATER CONTOUR LINE (0.1' INTERVALS)
	GROUNDWATER FLOW DIRECTION
*	NOT USED IN CONTOURING

N

SCALE IN FEET

200 100 0 200 400

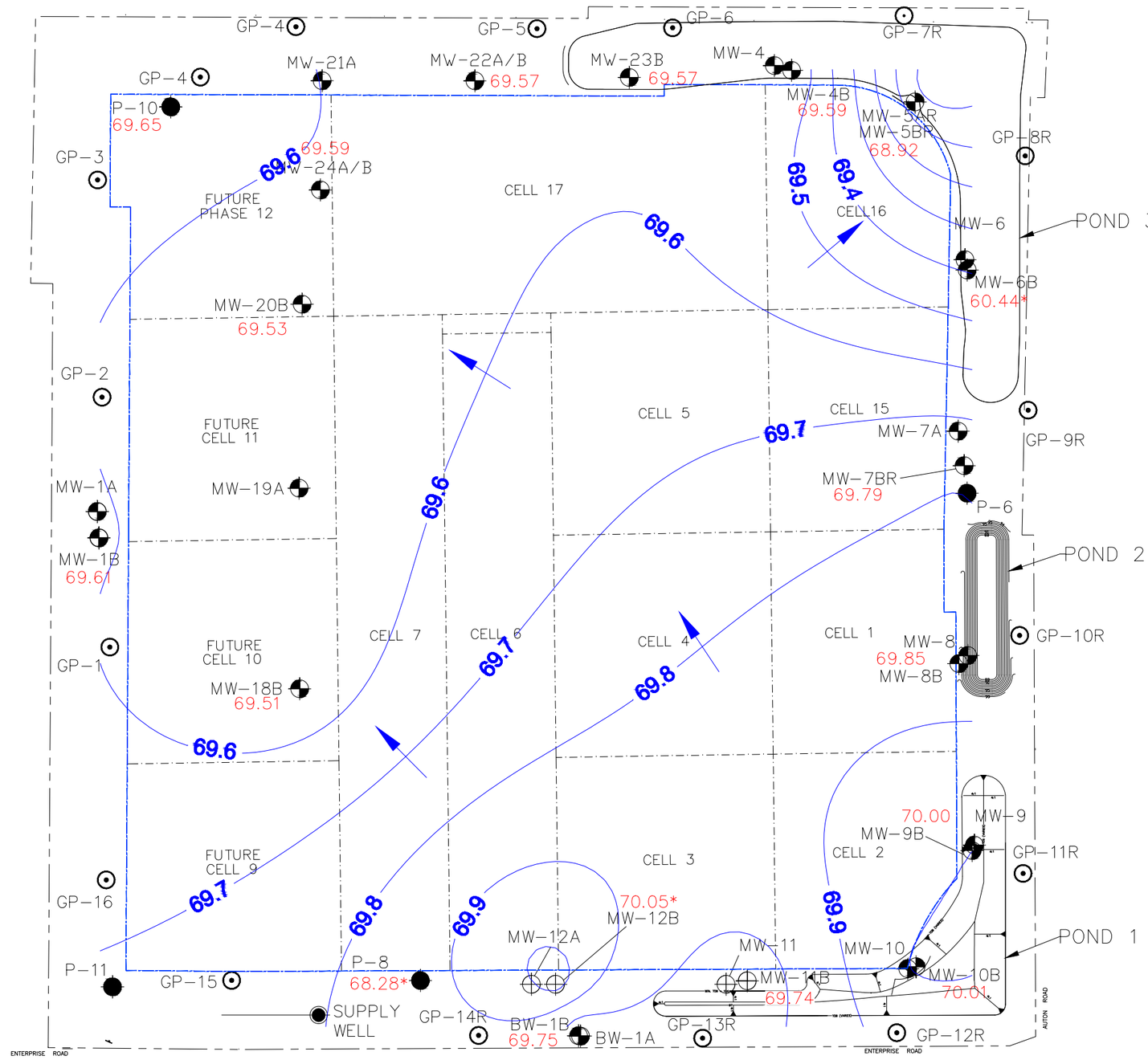

Locklear & Associates

PROJECT MANAGER	W. WRENN
DESIGNED	J. LOCKLEAR
CHECKED BY	W. WRENN
DRAWN BY	W. WRENN
PROJECT NUMBER	114-001

ENTERPRISE ROAD
RECYCLING AND DISPOSAL FACILITY
DADE CITY, FLORIDA

FLORIDAN AQUIFER
GROUNDWATER CONTOUR MAP

March 23, 2020

FILENAME

SCALE

SHEET

LEGEND

MW-4	MONITORING WELL LOCATION
77.15	GROUNDWATER ELEVATION
GP-1	GAS PROBE LOCATION
	SUPPLY WELL LOCATION
P-11	PIEZOMETER WELL LOCATION
— - - —	PROPERTY BOUNDARY
— — — —	LANDFILL LIMITS
	CELL BOUNDARY

Note: Elevations are not contoured as values represent laterally discontinuous water bearing sediments as well as perched water intervals. n some cases elevations may represent water contained within well sumps.

N

SCALE IN FEET

200 100 0 200 400

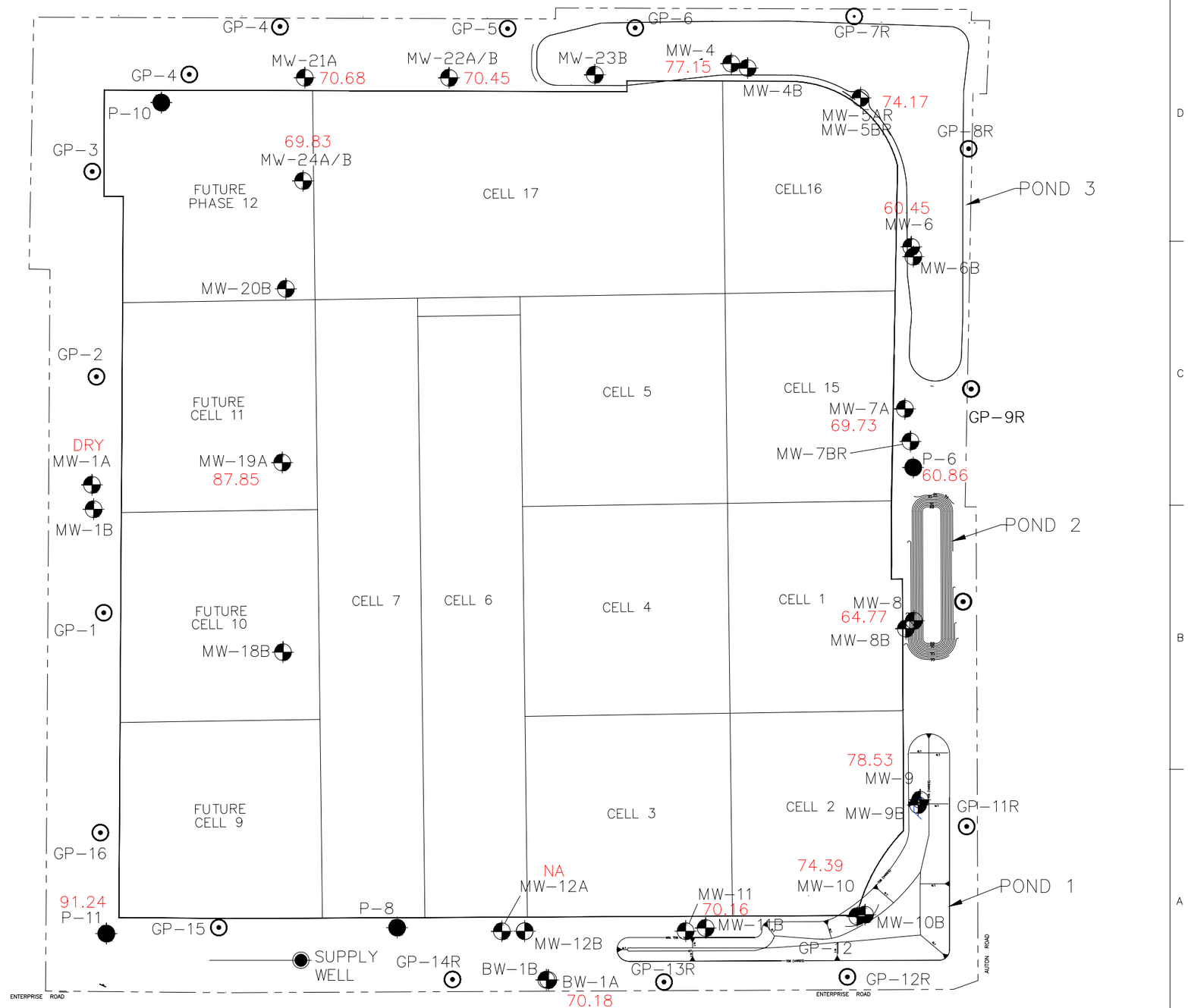

Locklear & Associates

PROJECT MANAGER	W. WRENN
DESIGNED	J. LOCKLEAR
CHECKED BY	J. LOCKLEAR
DRAWN BY	W. WRENN
PROJECT NUMBER	114-001

ENTERPRISE ROAD
RECYCLING AND DISPOSAL FACILITY
DADE CITY, FLORIDA

SHALLOW AQUIFER
GROUNDWATER ELEVATIONS

March 23, 2020

FILENAME

SCALE

SHEET

Attachment 2
Analysis Results Compared to Groundwater Standards

Enterprise Class III Landfill and Recycling Facility

Analysis Results Compared to Groundwater Standards

2020 - First Semiannual Compliance Monitoring Sampling Results

PARAMETER	COLLECTION	pH (FIELD)	NITRATE as N	IRON
STANDARD	DATE	6.5-8.5 s.u.**	10 mg/L*	300 µg/L**
UNITS	M/D/Y	S.U.	mg/L	µg/L
Background				
BW-1B	3/24/2020	6.5	-	-
Detection				
MW-4B	3/24/2020	-	-	-
MW-5BR	3/24/2020	-	-	-
MW-6B	3/23/2020	-	-	-
MW-7A	3/23/2020	5.11	-	6040 V
MW-7BR	3/23/2020	-	-	-
MW-8B	3/23/2020	-	-	4500 V
MW-9B	3/23/2020	-	-	-
MW-10B	3/23/2020	6.5	-	-
MW-18B	3/23/2020	-	-	672 V
MW-19A	3/23/2020	4.61	15	-
MW-20B	3/23/2020	-	-	-
MW-21A	3/24/2020	-	-	435
MW-22A	3/24/2020	-	-	-
MW-22B	3/24/2020	-	-	-
MW-23B	3/24/2020	-	-	-
MW-24A	3/24/2020	4.78	-	-
MW-24B	3/24/2020	-	-	-
Other, Water Supply				
Supply well	3/23/2020	-	-	-
QAQC				
EQUBLK	3/23/2020	NM	-	-
TRIP 1	3/23/2020	NM	NM	NM
TRIP 2	3/24/2020	NM	NM	NM

LEGEND

* = primary drinking water standard
** = secondary drinking water standard
*** = Chapter 62-777-Groundwater Cleanup Target Level (GCTL)
A = Analysis Result is at Groundwater Standard
- = Analysis Result is not at or outside Groundwater Standard
V = Analyte found in associated method blank
NS = Not Sampled
NM = Not Measured
S = initially sampling results previously submitted to the Department on May 10, 2018

Note: Analysis results which were reported above the laboratory detection limit, but not at or above the Groundwater Standard are not displayed in this table.

Attachment 3
Groundwater Parameters At or Above the Laboratory Detection Limit

Enterprise Class III Landfill and Recycling Facility

Parameters At or Above Laboratory Detection Limit

2020 - First Semiannual Compliance Monitoring Sampling Results

PARAMETER		CONDUCTIVITY	DISSOLVED OXYGEN	pH (FIELD)	TEMPERATURE	TURBIDITY (FIELD)	AMMONIA as NITROGEN	CHLORIDE
STANDARD	COLLECTION	1	1	6.5-8.5 s.u.**	1	1	1	250 mg/L**
UNITS	DATE	umhos/cm	mg/L	S.U.	deg C	NTU	mg/L	mg/L
Background								
BW-1B	3/24/2020	248.3	6.97	6.5	24.7	0.6	<0.0098	16
Detection								
MW-4B	3/24/2020	293.1	3.28	7.48	24.5	0.5	<0.0098	4.2 I
MW-5BR	3/24/2020	355.2	2.24	6.8	24.8	0.6	<0.0098	6.5
MW-6B	3/23/2020	348.8	1.26	7.13	25.2	0.6	<0.0098	5.7
MW-7A	3/23/2020	279.4	0.31	5.11	26.9	15.8	0.13	10
MW-7BR	3/23/2020	308.4	0.87	7.37	25.5	4.5	<0.0098	4.5 I
MW-8B	3/23/2020	635	0.03	6.71	27.4	0.5	1.7	17
MW-9B	3/23/2020	505	1.57	6.9	27.3	2.8	<0.0098	7.2
MW-10B	3/23/2020	383.4	0.04	6.5	26.3	0.5	<0.0098	7.9
MW-18B	3/23/2020	718	0.16	6.61	27.3	1.8	0.22	13
MW-19A	3/23/2020	493.9	3.33	4.61	25.3	11.6	<0.0098	95
MW-20B	3/23/2020	314.2	4.41	7.44	25.2	13	<0.0098	12
MW-21A	3/24/2020	79.8	2.57	7.17	24	1	<0.0098	4.6 I
MW-22A	3/24/2020	229.2	3.31	6.62	25.6	7	<0.0098	3.3 I
MW-22B	3/24/2020	241.4	3.23	7.71	24.1	12.9	<0.0098	5.4
MW-23B	3/24/2020	664	3.41	6.67	25.5	1.3	0.018 I	7.8
MW-24A	3/24/2020	54.9	6.21	4.78	25.5	10.8	<0.0098	5.0
MW-24B	3/24/2020	242.2	3.35	7.74	24.7	6.3	<0.0098	10
Other, Water Supply								
Supply well	3/23/2020	430.4	0.03	7	24.9	1.3	0.65	12

LEGEND

* = primary drinking water standard
** = secondary drinking water standard
*** = Chapter 62-777-Groundwater Cleanup Target Level (GCTL)
1 = No Standard
- = Not analyzed
I = Value is between the Method Detection Level (MDL) and the Reporting Detection Level (RDL
J = Estimated value
V = Analyte found in associated method blank
Q = Estimated value; analyte analyzed after acceptable holding time
U = Indicates that the compound was analyzed for but not detected

Enterprise Class III Landfill and Recycling Facility

Parameters At or Above Laboratory Detection Limit

2020 - First Semiannual Compliance Monitoring Sampling Results

PARAMETER	CHLOROFORM	NITRATE as N	TDS	BARIUM	CADMIUM	CHROMIUM	COBALT	IRON
STANDARD	70 µg/L***	10 mg/L*	500 mg/L**	2000 µg/L*	5 µg/L*	100 µg/L*	140µg/L***	300 µg/L**
UNITS	µg/L	mg/L	mg/L	µg/L	µg/L	µg/L	µg/L	µg/L
Background								
BW-1B	<0.80	5.2	180	<50.0	<0.500	<5.00	<5.00	<25.0
Detection								
MW-4B	<0.80	0.44 I	170	<50.0	<0.500	<5.00	<5.00	<25.0
MW-5BR	<0.80	0.74 I	220	<50.0	<0.500	<5.00	<5.00	<25.0
MW-6B	<0.80	0.81 I	210	<50.0	<0.500	<5.00	<5.00	<25.0
MW-7A	<0.80	<0.052	180	<50.0	0.872 I	<5.00	<5.00	6040 V
MW-7BR	<0.80	0.75 I	170	<50.0	<0.500	<5.00	<5.00	29.1 IV
MW-8B	<0.80	<0.052	310	71.9 I	<0.500	<5.00	<5.00	4500 V
MW-9B	<0.80	3.8	300	<50.0	<0.500	<5.00	<5.00	32.1 IV
MW-10B	<0.80	3.1	250	<50.0	<0.500	<5.00	<5.00	50.3 V
MW-18B	<0.80	<0.052	410	<50.0	<0.500	<5.00	<5.00	672 V
MW-19A	<0.80	15	390	<50.0	1.03 I	<5.00	8.31 I	149 V
MW-20B	<0.80	2.4	190	<50.0	<0.500	14.6	<5.00	227 V
MW-21A	<0.80	0.44 I	72	<50.0	<0.500	<5.00	<5.00	435
MW-22A	<0.80	1.3	140	<50.0	<0.500	<5.00	<5.00	59.1
MW-22B	<0.80	0.99 I	150	<50.0	<0.500	<5.00	<5.00	30.1 I
MW-23B	<0.80	0.17 I	390	<50.0	<0.500	<5.00	<5.00	<25.0
MW-24A	<0.80	2.5	56	<50.0	<0.500	<5.00	<5.00	156
MW-24B	2.8	2.4	160	<50.0	<0.500	11.3	<5.00	<25.0
Other, Water Supply								
Supply well	<0.80	0.81 I	250	<50.0	<0.500	<5.00	<5.00	193 V

LEGEND

* = primary drinking water standard
** = secondary drinking water standard
*** = Chapter 62-777-Groundwater Cleanup Target Level (GCTL)
1 = No Standard
- = Not analyzed
I = Value is between the Method Detection Level (MDL) and the Reporting Detection Level (RDL
J = Estimated value
V = Analyte found in associated method blank
Q = Estimated value; analyte analyzed after acceptable holding time
U = Indicates that the compound was analyzed for but not detected

Enterprise Class III Landfill and Recycling Facility

Parameters At or Above Laboratory Detection Limit

2020 - First Semiannual Compliance Monitoring Sampling Results

PARAMETER	MERCURY	NICKEL	SODIUM	VANADIUM
STANDARD	2 µg/L*	100 µg/L*	160 mg/L*	49 µg/L***
UNITS	µg/L	µg/L	mg/L	µg/L
Background				
BW-1B	<0.0230	<5.00	8.21	<5.00
Detection				
MW-4B	<0.0230	<5.00	4.06	<5.00
MW-5BR	<0.0230	<5.00	4.37	5.33 I
MW-6B	<0.0230	<5.00	3.80	5.57 I
MW-7A	0.112 I	<5.00	9.40	<5.00
MW-7BR	<0.0230	<5.00	3.72	7.26 I
MW-8B	<0.0230	<5.00	12.6	<5.00
MW-9B	<0.0230	<5.00	5.61	<5.00
MW-10B	0.164 I	<5.00	6.00	<5.00
MW-18B	<0.0230	14.2	7.71	<5.00
MW-19A	0.0261 I	<5.00	14.7	<5.00
MW-20B	<0.0230	<5.00	6.48	<5.00
MW-21A	<0.0230	<5.00	4.49	<5.00
MW-22A	<0.0230	<5.00	4.44	<5.00
MW-22B	<0.0230	<5.00	4.14	<5.00
MW-23B	<0.0230	<5.00	7.41	<5.00
MW-24A	<0.0230	<5.00	3.36	<5.00
MW-24B	<0.0230	<5.00	9.48	<5.00
Other, Water Supply				
Supply well	<0.0230	<5.00	7.95	<5.00

LEGEND

* = primary drinking water standard
** = secondary drinking water standard
*** = Chapter 62-777-Groundwater Cleanup Target Level (GCTL)
1 = No Standard
- = Not analyzed
I = Value is between the Method Detection Level (MDL) and the Reporting Detection Level (RDL
J = Estimated value
V = Analyte found in associated method blank
Q = Estimated value; analyte analyzed after acceptable holding time
U = Indicates that the compound was analyzed for but not detected

Attachment 4
Field Forms

IDEAL TECH SERVICES, INC. GROUNDWATER SAMPLE LOG

Site Name: Angelo's Aggregate Materials, LTD Enterprise Class III Landfill	Site Location: Pasco County, Florida
Well No: **BW-1A**	WACS Well: 28983
Date: 03/23/20	

Purging Data

Well Diameter (inches):	Tubing Diameter (inches):	Well Screen Interval (ft):	Static Depth to Water (ft):	Purge Pump Type:
2	0.375	57.5 to 77.5	dry	SS ESP

Well Volume Purge: 1 Well Volume = (Total Well Depth - Static Depth To Water) * Well Capacity (gal/ft)

= (77.50 Feet - dry Feet) * 0.16 Gallons/Ft= Gallons

Equipment Volume Purge: 1 Equipment Vol. = Pump Volume + (Tubing Capacity * Tubing Length) + Flow Cell Volume (FCV)

Gallons + (0.006 Gallons/Ft * Feet) + FCV = Gallons

Initial Pump or Tubing Depth In Well (ft):	Final Pump or Tubing Depth In Well (ft):	Purging Initiated At:	Purging Ended At:	Total Volume Purged (gal):

Time	Volume Purged (gallons)	Total Volume Purged (gallons)	Purge Rate (gpm)	Depth to Water (feet)	pH (standard units)	Temp (°C)	COND (µS/cm)	Dissolved Oxygen (mg/L)	Turbidity (NTUs)	COLOR (describe)	ODOR (describe)

Dry Well

SAMPLING DATA

Sampled By: Ideal Tech Services, Inc. Chris Monaco or Louis Contento	Signature:	Sampling Initiated At:	Sampling Ended At:
Pump or Tubing Depth in Well (ft):	Tubing Material Code: PE	Field Filtered: ☐ YES ☑ NO Filtration Equipment Type: polyethersulphone	Filter Size: (µm)
Field Decontamination Pump: ☑ YES ☐ NO	Tubing Replaced: ☑ YES ☐ NO	Duplicate: ☐ YES ☑ NO	

Sample Container Specifications				Sample Preservation (including wet ice)			Intended Analysis and/or Method	Sampling Equipment Code	Sample Flow Rate (milliliters per minute)
Sample ID Code	# Containers	Material Code	Volume	Preservative	Total Volume Added In Field	Final pH			
BW-1A		CG	40 mL	HCl	None	Not Required	8260 (App. 1 FL)	SS ESP	0
BW-1A		CG	40 mL	4°C	None	Not Required	8011	SS ESP	0
BW-1A		PE	250 mL	4°C	None	Not Required	Chloride, Nitrate, TDS	SS ESP	0
BW-1A		PE	250 mL	H_2SO_4	None		Ammonia	SS ESP	0
BW-1A		PE	250 mL	HNO_3	None		Metals	SS ESP	0

Remarks: not enough water to sustain flow

ORP=

MATERIAL CODES: AG = Amber Glass; **CG** = Clear Glass; **HDPE** = High Density Polyethylene; **LDPE** = Low Density Polyethylene; **PP** = Polypropylene; **S** = Silicone; **T** = Teflon; **O** = Other (Specify)

SAMPLING EQUIPMENT CODES: APP = After (Through) Peristaltic Pump; **B** = Bailer; **BP** = Bladder Pump; **ESP** = Electric Submersible Pump; **SS ESP** = Stainless Steel Electric Submersible Pump; **RFPP** = Reverse Flow Peristaltic Pump; **SM** = Straw Method (Tubing Gravity Drain); **O** = Other (Specify)

WELL CAPACITY (Gallons Per Foot): 0.75" = 0.02; 1" = 0.04; 1.25" = 0.06; 2" = 0.16; 3" = 0.37; 4" = 0.65; 5" = 1.02; 6" = 1.47; 12" = 5.88

TUBING INSIDE DIA. CAPACITY (Gal./Ft.): 1/8" = 0.0006; 3/16" = 0.0014; 1/4" = 0.0026; 5/16" = 0.004; 3/8" = 0.006; 1/2" = 0.010; 5/8" = 0.016

NOTES: 1. The above do not constitute all of the information required by Chapter 62-160, F.A.C.

2. STABILIZATION CRITERIA FOR RANGE OF VARIATION OF LAST THREE CONSECUTIVE READINGS (SEE FS 2212, SECTION 3)

pH: ± 0.2 units **Temperature:** ± 0.2 °C **Specific Conductance**: ± 5% **Dissolved Oxygen:** all readings ≤ 20% saturation (see Table FS 2200-2); optionally, ± 0.2 mg/L or ± 10% (whichever is greater) **Turbidity:** all readings ≤ 20 NTU; optionally ± 5 NTU or ± 10% (whichever is greater)

ITS Revision 1.0 Date: 11/06/19

IDEAL TECH SERVICES, INC. GROUNDWATER SAMPLE LOG

Site Name: Angelo's Aggregate Materials, LTD Enterprise Class III Landfill	Site Location: Pasco County, Florida	
Well No: **BW-1B**	WACS Well Number: 28984	Date: 3/24/20

Purging Data

Well Diameter (inches):	Tubing Diameter (inches):	Well Screen Interval (ft):	Static Depth to Water (ft):	Purge Pump Type:
2	0.375	88.5 to 108.5	53.07	SS ESP

Well Volume Purge: 1 Well Volume = (Total Well Depth - Static Depth To Water) * Well Capacity (gal/ft)

= (108.50 Feet - 53.07 Feet) * 0.16 Gallons/Ft= 8.87 Gallons

Equipment Volume Purge: 1 Equipment Vol. = Pump Volume + (Tubing Capacity * Tubing Length) + Flow Cell Volume (FCV)

Gallons + (0.006 Gallons/Ft * Feet) + FCV = Gallons

Initial Pump or Tubing Depth In Well (ft):	Final Pump or Tubing Depth In Well (ft):	Purging Initiated At:	Purging Ended At:	Total Volume Purged (gal):
55.00	55.00	1536	1602	13.00

Time	Volume Purged (gallons)	Total Volume Purged (gallons)	Purge Rate (gpm)	Depth to Water (feet)	pH (standard units)	Temp (°C)	COND (µS/cm)	Dissolved Oxygen (mg/L)	Turbidity (NTUs)	COLOR (describe)	ODOR (describe)
1554	9.00	9.00	.50	54.07	6.35	24.8	244.9	6.98	1.40	none	none
1558	2.00	11.00	.50	54.07	6.41	24.9	243.9	6.95	1.10	none	none
1602	2.00	13.00	.50	54.07	6.50	24.7	248.3	6.97	.60	none	none

SAMPLING DATA

Sampled By: Ideal Tech Services, Inc. Chris Monaco or Louis Contento	Signature:	Sampling Initiated At: 1602	Sampling Ended At: 1609
Pump or Tubing Depth in Well (ft): 55.00	Tubing Material Code: PE	Field Filtered: ☐ YES ☑ NO Filtration Equipment Type: polyethersulphone	Filter Size: (µm)
Field Decontamination Pump: ☑ YES ☐ NO	Tubing Replaced: ☑ YES ☐ NO	Duplicate: ☐ YES ☑ NO	

Sample Container Specifications				Sample Preservation (including wet ice)			Intended Analysis and/or Method	Sampling Equipment Code	Sample Flow Rate (milliliters per minute)
Sample ID Code	# Containers	Material Code	Volume	Preservative	Total Volume Added In Field	Final pH			
BW-1B	3	CG	40 mL	HCl	None	Not Required	8260 (App. 1 FL)	SS ESP	100
BW-1B	2	CG	40 mL	4°C	None	Not Required	8011	SS ESP	100
BW-1B	1	PE	250 mL	4°C	None	Not Required	Chloride, Nitrate, TDS	SS ESP	1893
BW-1B	1	PE	250 mL	H_2SO_4	None	<2	Ammonia	SS ESP	1893
BW-1B	1	PE	250 mL	HNO_3	None	<2	Metals	SS ESP	1893

Remarks:

ORP= 198.1

MATERIAL CODES: AG = Amber Glass; **CG** = Clear Glass; **HDPE** = High Density Polyethylene; **LDPE** = Low Density Polyethylene; **PP** = Polypropylene; **S** = Silicone; **T** = Teflon; **O** = Other (Specify)

SAMPLING EQUIPMENT CODES: APP = After (Through) Peristaltic Pump; **B** = Bailer; **BP** = Bladder Pump; **ESP** = Electric Submersible Pump; **SS ESP** = Stainless Steel Electric Submersible Pump; **RFPP** = Reverse Flow Peristaltic Pump; **SM** = Straw Method (Tubing Gravity Drain); **O** = Other (Specify)

WELL CAPACITY (Gallons Per Foot): 0.75" = 0.02; 1" = 0.04; 1.25" = 0.06; 2" = 0.16; 3" = 0.37; 4" = 0.65; 5" = 1.02; 6" = 1.47; 12" = 5.88

TUBING INSIDE DIA. CAPACITY (Gal./Ft.): 1/8" = 0.0006; 3/16" = 0.0014; 1/4" = 0.0026; 5/16" = 0.004; 3/8" = 0.006; 1/2" = 0.010; 5/8" = 0.016

NOTES: 1. The above do not constitute all of the information required by Chapter 62-160, F.A.C.

2. STABILIZATION CRITERIA FOR RANGE OF VARIATION OF LAST THREE CONSECUTIVE READINGS (SEE FS 2212, SECTION 3)

pH: ± 0.2 units **Temperature:** ± 0.2 °C **Specific Conductance**: ± 5% **Dissolved Oxygen:** all readings ≤ 20% saturation (see Table FS 2200-2); optionally, ± 0.2 mg/L or ± 10% (whichever is greater) **Turbidity:** all readings ≤ 20 NTU; optionally ± 5 NTU or ± 10% (whichever is greater)

ITS Revision 1.0 Date: 11/06/19

IDEAL TECH SERVICES, INC. GROUNDWATER SAMPLE LOG

Site Name: Angelo's Aggregate Materials, LTD Enterprise Class III Landfill	Site Location: Pasco County, Florida
Well No: **MW-4**	WACS Well: 19572
Date: 03/24/20	

Purging Data

Well Diameter (inches):	Tubing Diameter (inches):	Well Screen Interval (ft):	Static Depth to Water (ft):	Purge Pump Type:
2	0.17	3.5 to 23.5	19.94	PP

Well Volume Purge: 1 Well Volume = (Total Well Depth - Static Depth To Water) * Well Capacity (gal/ft)

= (23.42 Feet - 19.94 Feet) * 0.16 Gallons/Ft= 0.56 Gallons

Equipment Volume Purge: 1 Equipment Vol. = Pump Volume + (Tubing Capacity * Tubing Length) + Flow Cell Volume (FCV)

Gallons + (0.0012 Gallons/Ft * 25 Feet) + 0.032 FCV = 0.062 Gallons

Initial Pump or Tubing Depth In Well (ft):	Final Pump or Tubing Depth In Well (ft):	Purging Initiated At:	Purging Ended At:	Total Volume Purged (gal):

Time	Volume Purged (gallons)	Total Volume Purged (gallons)	Purge Rate (gpm)	Depth to Water (feet)	pH (standard units)	Temp (°C)	COND (µS/cm)	Dissolved Oxygen (mg/L)	Turbidity (NTUs)	COLOR (describe)	ODOR (describe)

Dry Well

SAMPLING DATA

Sampled By: Ideal Tech Services, Inc. Chris Monaco or Louis Contento	Signature:	Sampling Initiated At:	Sampling Ended At:
Pump or Tubing Depth in Well (ft):	Tubing Material Code: PE	Field Filtered: ☐ YES ☑ NO Filtration Equipment Type: polyethersulphone	Filter Size: (µm)
Field Decontamination Pump: ☐ YES ☑ NO	Tubing Replaced: ☑ YES ☐ NO	Duplicate: ☐ YES ☑ NO	

Sample Container Specifications				Sample Preservation (including wet ice)			Intended Analysis and/or Method	Sampling Equipment Code	Sample Flow Rate (milliliters per minute)
Sample ID Code	# Containers	Material Code	Volume	Preservative	Total Volume Added In Field	Final pH			
MW-4		CG	40 mL	HCl	None	Not Required	8260 (App. 1 FL)	APP	100
MW-4		CG	40 mL	4°C	None	Not Required	8011	APP	100
MW-4		PE	250 mL	4°C	None	Not Required	Chloride, Nitrate, TDS	APP	0
MW-4		PE	250 mL	H_2SO_4	None		Ammonia	APP	0
MW-4		PE	250 mL	HNO_3	None		Metals	APP	0

Remarks: Well Historically Purges Dry At This Depth

ORP=

MATERIAL CODES: AG = Amber Glass; **CG** = Clear Glass; **HDPE** = High Density Polyethylene; **LDPE** = Low Density Polyethylene; **PP** = Polypropylene; **S** = Silicone; **T** = Teflon; **O** = Other (Specify)

SAMPLING EQUIPMENT CODES: APP = After (Through) Peristaltic Pump; **B** = Bailer; **BP** = Bladder Pump; **ESP** = Electric Submersible Pump; **SS ESP** = Stainless Steel Electric Submersible Pump; **RFPP** = Reverse Flow Peristaltic Pump; **SM** = Straw Method (Tubing Gravity Drain); **O** = Other (Specify)

WELL CAPACITY (Gallons Per Foot): 0.75" = 0.02; 1" = 0.04; 1.25" = 0.06; 2" = 0.16; 3" = 0.37; 4" = 0.65; 5" = 1.02; 6" = 1.47; 12" = 5.88

TUBING INSIDE DIA. CAPACITY (Gal./Ft.): 1/8" = 0.0006; 3/16" = 0.0014; 1/4" = 0.0026; 5/16" = 0.004; 3/8" = 0.006; 1/2" = 0.010; 5/8" = 0.016

NOTES: 1. The above do not constitute all of the information required by Chapter 62-160, F.A.C.

2. STABILIZATION CRITERIA FOR RANGE OF VARIATION OF LAST THREE CONSECUTIVE READINGS (SEE FS 2212, SECTION 3)

pH: ± 0.2 units **Temperature:** ± 0.2 °C **Specific Conductance**: ± 5% **Dissolved Oxygen:** all readings ≤ 20% saturation (see Table FS 2200-2); optionally, ± 0.2 mg/L or ± 10% (whichever is greater) **Turbidity:** all readings ≤ 20 NTU; optionally ± 5 NTU or ± 10% (whichever is greater)

ITS Revision 1.0 Date: 11/06/19

IDEAL TECH SERVICES, INC. GROUNDWATER SAMPLE LOG

Site Name: Angelo's Aggregate Materials, LTD Enterprise Class III Landfill | Site Location: Pasco County, Florida

Well No: **MW-4B** | WACS Well Number: 21965 | Date: 3/24/20

Purging Data

Well Diameter (inches):	Tubing Diameter (inches):	Well Screen Interval (ft):	Static Depth to Water (ft):	Purge Pump Type:
2	0.375	43.5 to 58.5	27.53	SS ESP

Well Volume Purge: 1 Well Volume = (Total Well Depth - Static Depth To Water) * Well Capacity (gal/ft)

= (54.95 Feet - 27.53 Feet) * 0.16 Gallons/Ft= 4.39 Gallons

Equipment Volume Purge: 1 Equipment Vol. = Pump Volume + (Tubing Capacity * Tubing Length) + Flow Cell Volume (FCV)

Gallons + (0.006 Gallons/Ft * Feet) + 0.032 FCV = Gallons

Initial Pump or Tubing Depth In Well (ft):	Final Pump or Tubing Depth In Well (ft):	Purging Initiated At:	Purging Ended At:	Total Volume Purged (gal):
28.50	28.50	0936	0951	7.50

Time	Volume Purged (gallons)	Total Volume Purged (gallons)	Purge Rate (gpm)	Depth to Water (feet)	pH (standard units)	Temp (°C)	COND (µS/cm)	Dissolved Oxygen (mg/L)	Turbidity (NTUs)	COLOR (describe)	ODOR (describe)
0945	4.50	4.50	.50	27.60	7.53	24.5	289.8	3.50	1.00	none	none
0948	1.50	6.00	.50	27.60	7.52	24.5	291.7	3.30	.80	none	none
0951	1.50	7.50	.50	27.60	7.48	24.5	293.1	3.28	.50	none	none

SAMPLING DATA

Sampled By:	Signature:	Sampling Initiated At:	Sampling Ended At:
Ideal Tech Services, Inc. Chris Monaco or Louis Contento		0951	0958

Pump or Tubing Depth in Well (ft):	Tubing Material Code:	Field Filtered:	Filter Size:
28.50	PE	☐ YES ☑ NO Filtration Equipment Type: polyethersulphone	(µm)

Field Decontamination Pump: ☐ YES ☑ NO | Tubing Replaced: ☑ YES ☐ NO | Duplicate: ☐ YES ☑ NO

Sample Container Specifications				Sample Preservation (including wet ice)			Intended Analysis and/or Method	Sampling Equipment Code	Sample Flow Rate (milliliters per minute)
Sample ID Code	# Containers	Material Code	Volume	Preservative	Total Volume Added In Field	Final pH			
MW-4B	3	CG	40 mL	HCl	None	Not Required	8260 (App. 1 FL)	SS ESP	100
MW-4B	2	CG	40 mL	4°C	None	Not Required	8011	SS ESP	100
MW-4B	1	PE	250 mL	4°C	None	Not Required	Chloride, Nitrate, TDS	SS ESP	1893
MW-4B	1	PE	250 mL	H_2SO_4	None	<2	Ammonia	SS ESP	1893
MW-4B	1	PE	250 mL	HNO_3	None	<2	Metals	SS ESP	1893

Remarks:

ORP= 164.1

MATERIAL CODES: AG = Amber Glass; **CG** = Clear Glass; **HDPE** = High Density Polyethylene; **LDPE** = Low Density Polyethylene; **PP** = Polypropylene; **S** = Silicone; **T** = Teflon; **O** = Other (Specify)

SAMPLING EQUIPMENT CODES: APP = After (Through) Peristaltic Pump; **B** = Bailer; **BP** = Bladder Pump; **ESP** = Electric Submersible Pump;
SS ESP = Stainless Steel Electric Submersible Pump; **RFPP** = Reverse Flow Peristaltic Pump; **SM** = Straw Method (Tubing Gravity Drain); **O** = Other (Specify)

WELL CAPACITY (Gallons Per Foot): 0.75" = 0.02; 1" = 0.04; 1.25" = 0.06; 2" = 0.16; 3" = 0.37; 4" = 0.65; 5" = 1.02; 6" = 1.47; 12" = 5.88

TUBING INSIDE DIA. CAPACITY (Gal./Ft.): 1/8" = 0.0006; 3/16" = 0.0014; 1/4" = 0.0026; 5/16" = 0.004; 3/8" = 0.006; 1/2" = 0.010; 5/8" = 0.016

NOTES: 1. The above do not constitute all of the information required by Chapter 62-160, F.A.C.

2. STABILIZATION CRITERIA FOR RANGE OF VARIATION OF LAST THREE CONSECUTIVE READINGS (SEE FS 2212, SECTION 3)

pH: ± 0.2 units **Temperature:** ± 0.2 °C **Specific Conductance**: ± 5% **Dissolved Oxygen:** all readings ≤ 20% saturation (see Table FS 2200-2); optionally, ± 0.2 mg/L or ± 10% (whichever is greater) **Turbidity:** all readings ≤ 20 NTU; optionally ± 5 NTU or ± 10% (whichever is greater)

ITS Revision 1.0 Date: 11/06/19

IDEAL TECH SERVICES, INC. GROUNDWATER SAMPLE LOG

Site Name: Angelo's Aggregate Materials, LTD Enterprise Class III Landfill	Site Location: Pasco County, Florida	
Well No: **MW-5AR**	WACS Well Number: 30178	Date: 3/24/20

Purging Data

Well Diameter (inches):	Tubing Diameter (inches):	Well Screen Interval (ft):	Static Depth to Water (ft):	Purge Pump Type:
2	0.17	15 to 25	20.74	PP

Well Volume Purge: 1 Well Volume = (Total Well Depth - Static Depth To Water) * Well Capacity (gal/ft)

= (25.18 Feet - 20.74 Feet) * 0.16 Gallons/Ft= 0.71 Gallons

Equipment Volume Purge: 1 Equipment Vol. = Pump Volume + (Tubing Capacity * Tubing Length) + Flow Cell Volume (FCV)

Gallons + (0.006 Gallons/Ft * Feet) + 0.032 FCV = Gallons

Initial Pump or Tubing Depth In Well (ft):	Final Pump or Tubing Depth In Well (ft):	Purging Initiated At:	Purging Ended At:	Total Volume Purged (gal):
24.50		1008	1021	1.17

Time	Volume Purged (gallons)	Total Volume Purged (gallons)	Purge Rate (gpm)	Depth to Water (feet)	pH (standard units)	Temp (°C)	COND (µS/cm)	Dissolved Oxygen (mg/L)	Turbidity (NTUs)	COLOR (describe)	ODOR (describe)
1021	1.17	1.17	.09	below pump	5.17	26.1	178.6	.08	83.8	grey	none

Dry well

SAMPLING DATA

Sampled By: Ideal Tech Services, Inc. Chris Monaco or Louis Contento	Signature:	Sampling Initiated At:	Sampling Ended At:
Pump or Tubing Depth in Well (ft):	Tubing Material Code: PE	Field Filtered: ☐ YES ☑ NO Filtration Equipment Type: polyethersulphone	Filter Size: (µm)
Field Decontamination Pump: ☐ YES ☑ NO	Tubing Replaced: ☑ YES ☐ NO	Duplicate: ☐ YES ☑ NO	

Sample Container Specifications				Sample Preservation (including wet ice)			Intended Analysis and/or Method	Sampling Equipment Code	Sample Flow Rate (milliliters per minute)
Sample ID Code	# Containers	Material Code	Volume	Preservative	Total Volume Added In Field	Final pH			
MW-5AR		CG	40 mL	HCl	None	Not Required	8260 (App. 1 FL)	PP	100
MW-5AR		CG	40 mL	4°C	None	Not Required	8011	PP	100
MW-5AR		PE	250 mL	4°C	None	Not Required	Chloride, Nitrate, TDS	PP	341
MW-5AR		PE	250 mL	H_2SO_4	None		Ammonia	PP	341
MW-5AR		PE	250 mL	HNO_3	None		Metals	PP	341

Remarks: well purged dry at lowest achievable flow rate of .09 gpm. With pump set at .5 feet from bottom of well. Purge was ended when water level fell below pump and NTU was still elevated. No Sample.

ORP= 94.4

MATERIAL CODES: AG = Amber Glass; **CG** = Clear Glass; **HDPE** = High Density Polyethylene; **LDPE** = Low Density Polyethylene; **PP** = Polypropylene; **S** = Silicone; **T** = Teflon; **O** = Other (Specify)

SAMPLING EQUIPMENT CODES: APP = After (Through) Peristaltic Pump; **B** = Bailer; **BP** = Bladder Pump; **ESP** = Electric Submersible Pump; **SS ESP** = Stainless Steel Electric Submersible Pump; **RFPP** = Reverse Flow Peristaltic Pump; **SM** = Straw Method (Tubing Gravity Drain); **O** = Other (Specify)

WELL CAPACITY (Gallons Per Foot): 0.75" = 0.02; 1" = 0.04; 1.25" = 0.06; 2" = 0.16; 3" = 0.37; 4" = 0.65; 5" = 1.02; 6" = 1.47; 12" = 5.88

TUBING INSIDE DIA. CAPACITY (Gal./Ft.): 1/8" = 0.0006; 3/16" = 0.0014; 1/4" = 0.0026; 5/16" = 0.004; 3/8" = 0.006; 1/2" = 0.010; 5/8" = 0.016

NOTES: 1. The above do not constitute all of the information required by Chapter 62-160, F.A.C.

2. STABILIZATION CRITERIA FOR RANGE OF VARIATION OF LAST THREE CONSECUTIVE READINGS (SEE FS 2212, SECTION 3)

pH: ± 0.2 units **Temperature:** ± 0.2 °C **Specific Conductance**: ± 5% **Dissolved Oxygen:** all readings ≤ 20% saturation (see Table FS 2200-2); optionally, ± 0.2 mg/L or ± 10% (whichever is greater) **Turbidity:** all readings ≤ 20 NTU; optionally ± 5 NTU or ± 10% (whichever is greater)

ITS Revision 1.0 Date: 11/06/19

IDEAL TECH SERVICES, INC. GROUNDWATER SAMPLE LOG

Site Name: Angelo's Aggregate Materials, LTD Enterprise Class III Landfill	Site Location: Pasco County, Florida	
Well No: **MW-5BR**	WACS Well Number: 30179	Date: 3/24/20

Purging Data

Well Diameter (inches):	Tubing Diameter (inches):	Well Screen Interval (ft):	Static Depth to Water (ft):	Purge Pump Type:
2	0.375	23 to 63	25.40	SS ESP

Well Volume Purge: 1 Well Volume = (Total Well Depth - Static Depth To Water) * Well Capacity (gal/ft)

= (63.63 Feet - 25.40 Feet) * 0.16 Gallons/Ft= 6.12 Gallons

Equipment Volume Purge: 1 Equipment Vol. = Pump Volume + (Tubing Capacity * Tubing Length) + Flow Cell Volume (FCV)

Gallons + (0.006 Gallons/Ft * Feet) + 0.032 FCV = Gallons

Initial Pump or Tubing Depth In Well (ft):	Final Pump or Tubing Depth In Well (ft):	Purging Initiated At:	Purging Ended At:	Total Volume Purged (gal):
26.50	26.50	1037	1057	8.00

Time	Volume Purged (gallons)	Total Volume Purged (gallons)	Purge Rate (gpm)	Depth to Water (feet)	pH (standard units)	Temp (°C)	COND (µS/cm)	Dissolved Oxygen (mg/L)	Turbidity (NTUs)	COLOR (describe)	ODOR (describe)
1053	6.40	6.40	.40	25.45	6.77	24.9	351.4	2.17	1.00	none	none
1055	0.80	7.20	.40	25.45	6.79	24.8	352.2	2.23	.90	none	none
1057	0.80	8.00	.40	25.45	6.80	24.8	355.2	2.24	.60	none	none

SAMPLING DATA

Sampled By: Ideal Tech Services, Inc. Chris Monaco or Louis Contento	Signature:	Sampling Initiated At: 1057	Sampling Ended At: 1104
Pump or Tubing Depth in Well (ft): 26.50	Tubing Material Code: PE	Field Filtered: ☐ YES ☑ NO Filtration Equipment Type: polyethersulphone	Filter Size: (µm)
Field Decontamination Pump: ☑ YES ☐ NO	Tubing Replaced: ☑ YES ☐ NO	Duplicate: ☐ YES ☑ NO	

Sample Container Specifications				Sample Preservation (including wet ice)			Intended Analysis and/or Method	Sampling Equipment Code	Sample Flow Rate (milliliters per minute)
Sample ID Code	# Containers	Material Code	Volume	Preservative	Total Volume Added In Field	Final pH			
MW-5BR	3	CG	40 mL	HCl	None	Not Required	8260 (App. 1 FL)	SS ESP	100
MW-5BR	2	CG	40 mL	4°C	None	Not Required	8011	SS ESP	100
MW-5BR	1	PE	250 mL	4°C	None	Not Required	Chloride, Nitrate, TDS	SS ESP	1514
MW-5BR	1	PE	250 mL	H_2SO_4	None	<2	Ammonia	SS ESP	1514
MW-5BR	1	PE	250 mL	HNO_3	None	<2	Metals	SS ESP	1514

Remarks:

ORP= 108.7

MATERIAL CODES: AG = Amber Glass; **CG** = Clear Glass; **HDPE** = High Density Polyethylene; **LDPE** = Low Density Polyethylene; **PP** = Polypropylene; **S** = Silicone; **T** = Teflon; **O** = Other (Specify)

SAMPLING EQUIPMENT CODES: APP = After (Through) Peristaltic Pump; **B** = Bailer; **BP** = Bladder Pump; **ESP** = Electric Submersible Pump; **SS ESP** = Stainless Steel Electric Submersible Pump; **RFPP** = Reverse Flow Peristaltic Pump; **SM** = Straw Method (Tubing Gravity Drain); **O** = Other (Specify)

WELL CAPACITY (Gallons Per Foot): 0.75" = 0.02; 1" = 0.04; 1.25" = 0.06; 2" = 0.16; 3" = 0.37; 4" = 0.65; 5" = 1.02; 6" = 1.47; 12" = 5.88

TUBING INSIDE DIA. CAPACITY (Gal./Ft.): 1/8" = 0.0006; 3/16" = 0.0014; 1/4" = 0.0026; 5/16" = 0.004; 3/8" = 0.006; 1/2" = 0.010; 5/8" = 0.016

NOTES: 1. The above do not constitute all of the information required by Chapter 62-160, F.A.C.

2. STABILIZATION CRITERIA FOR RANGE OF VARIATION OF LAST THREE CONSECUTIVE READINGS (SEE FS 2212, SECTION 3)

pH: ± 0.2 units **Temperature:** ± 0.2 °C **Specific Conductance**: ± 5% **Dissolved Oxygen:** all readings ≤ 20% saturation (see Table FS 2200-2); optionally, ± 0.2 mg/L or ± 10% (whichever is greater) **Turbidity:** all readings ≤ 20 NTU; optionally ± 5 NTU or ± 10% (whichever is greater)

ITS Revision 1.0 Date: 11/06/19

IDEAL TECH SERVICES, INC. GROUNDWATER SAMPLE LOG

Site Name: Angelo's Aggregate Materials, LTD Enterprise Class III Landfill	Site Location: Pasco County, Florida	
Well No: **MW-6**	WACS Well Number: 19575	Date: 3/23/20

Purging Data

Well Diameter (inches):	Tubing Diameter (inches):	Well Screen Interval (ft):	Static Depth to Water (ft):	Purge Pump Type:
2	0.375	20 to 40	28.20	SS ESP

Well Volume Purge: 1 Well Volume = (Total Well Depth - Static Depth To Water) * Well Capacity (gal/ft)

= (39.86 Feet - 28.20 Feet) * 0.16 Gallons/Ft= Gallons

Equipment Volume Purge: 1 Equipment Vol. = Pump Volume + (Tubing Capacity * Tubing Length) + Flow Cell Volume (FCV)

Gallons + (0.006 Gallons/Ft * 45 Feet) + 0.032 FCV = 0.302 Gallons

Initial Pump or Tubing Depth In Well (ft):	Final Pump or Tubing Depth In Well (ft):	Purging Initiated At:	Purging Ended At:	Total Volume Purged (gal):

Time	Volume Purged (gallons)	Total Volume Purged (gallons)	Purge Rate (gpm)	Depth to Water (feet)	pH (standard units)	Temp (°C)	COND (µS/cm)	Dissolved Oxygen (mg/L)	Turbidity (NTUs)	COLOR (describe)	ODOR (describe)

Dry well

SAMPLING DATA

Sampled By: Ideal Tech Services, Inc. Chris Monaco or Louis Contento	Signature:	Sampling Initiated At:	Sampling Ended At:
Pump or Tubing Depth in Well (ft):	Tubing Material Code: PE	Field Filtered: ☐ YES ☑ NO Filtration Equipment Type: polyethersulphone	Filter Size: (µm)
Field Decontamination Pump: ☑ YES ☐ NO	Tubing Replaced: ☑ YES ☐ NO	Duplicate: ☐ YES ☑ NO	

Sample Container Specifications				Sample Preservation (including wet ice)			Intended Analysis and/or Method	Sampling Equipment Code	Sample Flow Rate (milliliters per minute)
Sample ID Code	# Containers	Material Code	Volume	Preservative	Total Volume Added In Field	Final pH			
MW-6		CG	40 mL	HCl	None	Not Required	8260 (App. 1 FL)	SS ESP	100
MW-6		CG	40 mL	4°C	None	Not Required	8011	SS ESP	100
MW-6		PE	250 mL	4°C	None	Not Required	Chloride, Nitrate, TDS	SS ESP	0
MW-6		PE	250 mL	H_2SO_4	None		Ammonia	SS ESP	0
MW-6		PE	250 mL	HNO_3	None		Metals	SS ESP	0

Remarks: not enough water to sustain flow

ORP=

MATERIAL CODES: AG = Amber Glass; **CG** = Clear Glass; **HDPE** = High Density Polyethylene; **LDPE** = Low Density Polyethylene; **PP** = Polypropylene; **S** = Silicone; **T** = Teflon; **O** = Other (Specify)

SAMPLING EQUIPMENT CODES: APP = After (Through) Peristaltic Pump; **B** = Bailer; **BP** = Bladder Pump; **ESP** = Electric Submersible Pump; **SS ESP** = Stainless Steel Electric Submersible Pump; **RFPP** = Reverse Flow Peristaltic Pump; **SM** = Straw Method (Tubing Gravity Drain); **O** = Other (Specify)

WELL CAPACITY (Gallons Per Foot): 0.75" = 0.02; 1" = 0.04; 1.25" = 0.06; 2" = 0.16; 3" = 0.37; 4" = 0.65; 5" = 1.02; 6" = 1.47; 12" = 5.88

TUBING INSIDE DIA. CAPACITY (Gal./Ft.): 1/8" = 0.0006; 3/16" = 0.0014; 1/4" = 0.0026; 5/16" = 0.004; 3/8" = 0.006; 1/2" = 0.010; 5/8" = 0.016

NOTES: 1. The above do not constitute all of the information required by Chapter 62-160, F.A.C.

2. STABILIZATION CRITERIA FOR RANGE OF VARIATION OF LAST THREE CONSECUTIVE READINGS (SEE FS 2212, SECTION 3)

pH: ± 0.2 units **Temperature:** ± 0.2 °C **Specific Conductance**: ± 5% **Dissolved Oxygen:** all readings ≤ 20% saturation (see Table FS 2200-2); optionally, ± 0.2 mg/L or ± 10% (whichever is greater) **Turbidity:** all readings ≤ 20 NTU; optionally ± 5 NTU or ± 10% (whichever is greater)

ITS Revision 1.0 Date: 11/06/19

IDEAL TECH SERVICES, INC. GROUNDWATER SAMPLE LOG

Site Name: Angelo's Aggregate Materials, LTD Enterprise Class III Landfill	Site Location: Pasco County, Florida	
Well No: **MW-6B**	WACS Well Number: 28982	Date: 3/23/20

Purging Data

Well Diameter (inches):	Tubing Diameter (inches):	Well Screen Interval (ft):	Static Depth to Water (ft):	Purge Pump Type:
2	0.375	47 to 67	28.66	SS ESP

Well Volume Purge: 1 Well Volume = (Total Well Depth - Static Depth To Water) * Well Capacity (gal/ft)

= (66.65 Feet - 28.66 Feet) * 0.16 Gallons/Ft= 6.08 Gallons

Equipment Volume Purge: 1 Equipment Vol. = Pump Volume + (Tubing Capacity * Tubing Length) + Flow Cell Volume (FCV)

Gallons + (0.006 Gallons/Ft * Feet) + 0.032 FCV = Gallons

Initial Pump or Tubing Depth In Well (ft):	Final Pump or Tubing Depth In Well (ft):	Purging Initiated At:	Purging Ended At:	Total Volume Purged (gal):
30.00	30.00	1552	1614	9.90

Time	Volume Purged (gallons)	Total Volume Purged (gallons)	Purge Rate (gpm)	Depth to Water (feet)	pH (standard units)	Temp (°C)	COND (µS/cm)	Dissolved Oxygen (mg/L)	Turbidity (NTUs)	COLOR (describe)	ODOR (describe)
1608	7.20	7.20	.45	28.67	7.11	25.2	347.3	1.33	.50	none	none
1611	1.35	8.55	.45	28.67	7.12	25.2	348.0	1.28	.50	none	none
1614	1.35	9.90	.45	28.67	7.13	25.2	348.8	1.26	.60	none	none

SAMPLING DATA

Sampled By: Ideal Tech Services, Inc. Chris Monaco or Louis Contento	Signature:	Sampling Initiated At: 1614	Sampling Ended At: 1621
Pump or Tubing Depth in Well (ft): 30.00	Tubing Material Code: PE	Field Filtered: ☐ YES ☑ NO Filtration Equipment Type: polyethersulphone	Filter Size: (µm)
Field Decontamination Pump: ☑ YES ☐ NO	Tubing Replaced: ☑ YES ☐ NO	Duplicate: ☐ YES ☑ NO	

Sample Container Specifications				Sample Preservation (including wet ice)			Intended Analysis and/or Method	Sampling Equipment Code	Sample Flow Rate (milliliters per minute)
Sample ID Code	# Containers	Material Code	Volume	Preservative	Total Volume Added In Field	Final pH			
MW-6B	3	CG	40 mL	HCl	None	Not Required	8260 (App. 1 FL)	SS ESP	100
MW-6B	2	CG	40 mL	4°C	None	Not Required	8011	SS ESP	100
MW-6B	1	PE	250 mL	4°C	None	Not Required	Chloride, Nitrate, TDS	SS ESP	1703
MW-6B	1	PE	250 mL	H_2SO_4	None	<2	Ammonia	SS ESP	1703
MW-6B	1	PE	250 mL	HNO_3	None	<2	Metals	SS ESP	1703

Remarks:

ORP= 77.9

MATERIAL CODES: AG = Amber Glass; **CG** = Clear Glass; **HDPE** = High Density Polyethylene; **LDPE** = Low Density Polyethylene; **PP** = Polypropylene; **S** = Silicone; **T** = Teflon; **O** = Other (Specify)

SAMPLING EQUIPMENT CODES: APP = After (Through) Peristaltic Pump; **B** = Bailer; **BP** = Bladder Pump; **ESP** = Electric Submersible Pump; **SS ESP** = Stainless Steel Electric Submersible Pump; **RFPP** = Reverse Flow Peristaltic Pump; **SM** = Straw Method (Tubing Gravity Drain); **O** = Other (Specify)

WELL CAPACITY (Gallons Per Foot): 0.75" = 0.02; 1" = 0.04; 1.25" = 0.06; 2" = 0.16; 3" = 0.37; 4" = 0.65; 5" = 1.02; 6" = 1.47; 12" = 5.88

TUBING INSIDE DIA. CAPACITY (Gal./Ft.): 1/8" = 0.0006; 3/16" = 0.0014; 1/4" = 0.0026; 5/16" = 0.004; 3/8" = 0.006; 1/2" = 0.010; 5/8" = 0.016

NOTES: 1. The above do not constitute all of the information required by Chapter 62-160, F.A.C.

2. STABILIZATION CRITERIA FOR RANGE OF VARIATION OF LAST THREE CONSECUTIVE READINGS (SEE FS 2212, SECTION 3)

pH: ± 0.2 units **Temperature:** ± 0.2 °C **Specific Conductance**: ± 5% **Dissolved Oxygen:** all readings ≤ 20% saturation (see Table FS 2200-2); optionally, ± 0.2 mg/L or ± 10% (whichever is greater) **Turbidity:** all readings ≤ 20 NTU; optionally ± 5 NTU or ± 10% (whichever is greater)

ITS Revision 1.0 Date: 11/06/19

IDEAL TECH SERVICES, INC. GROUNDWATER SAMPLE LOG

Site Name: Angelo's Aggregate Materials, LTD Enterprise Class III Landfill	Site Location: Pasco County, Florida	
Well No: **MW-7A**	WACS Well Number: 19576	Date: 3/23/20

Purging Data

Well Diameter (inches):	Tubing Diameter (inches):	Well Screen Interval (ft):	Static Depth to Water (ft):	Purge Pump Type:
2	0.375	25.8 to 45.8	30.99	SS ESP

Well Volume Purge: 1 Well Volume = (Total Well Depth - Static Depth To Water) * Well Capacity (gal/ft)

= (45.80 Feet - 30.99 Feet) * 0.16 Gallons/Ft= 2.37 Gallons

Equipment Volume Purge: 1 Equipment Vol. = Pump Volume + (Tubing Capacity * Tubing Length) + Flow Cell Volume (FCV)

Gallons + (0.006 Gallons/Ft * Feet) + 0.032 FCV = Gallons

Initial Pump or Tubing Depth In Well (ft):	Final Pump or Tubing Depth In Well (ft):	Purging Initiated At:	Purging Ended At:	Total Volume Purged (gal):
40.00	40.00	1451	1519	3.08

Time	Volume Purged (gallons)	Total Volume Purged (gallons)	Purge Rate (gpm)	Depth to Water (feet)	pH (standard units)	Temp (°C)	COND (µS/cm)	Dissolved Oxygen (mg/L)	Turbidity (NTUs)	COLOR (describe)	ODOR (describe)
1515	2.64	2.64	.11	39.10	5.12	26.8	269.5	.23	15.50	none	none
1517	0.22	2.86	.11	39.62	5.11	26.8	274.9	.25	8.40	none	none
1519	0.22	3.08	.11	below pump	5.11	26.9	279.4	.31	15.80	none	none

SAMPLING DATA

Sampled By: Ideal Tech Services, Inc. Chris Monaco or Louis Contento	Signature:	Sampling Initiated At: 1519	Sampling Ended At: 1528
Pump or Tubing Depth in Well (ft): 40.00	Tubing Material Code: PE	Field Filtered: ☐ YES ☑ NO Filtration Equipment Type: polyethersulphone	Filter Size: (µm)
Field Decontamination Pump: ☑ YES ☐ NO	Tubing Replaced: ☑ YES ☐ NO	Duplicate: ☐ YES ☑ NO	

Sample Container Specifications				Sample Preservation (including wet ice)			Intended Analysis and/or Method	Sampling Equipment Code	Sample Flow Rate (milliliters per minute)
Sample ID Code	# Containers	Material Code	Volume	Preservative	Total Volume Added In Field	Final pH			
MW-7A	3	CG	40 mL	HCl	None	Not Required	8260 (App. 1 FL)	SS ESP	100
MW-7A	2	CG	40 mL	4°C	None	Not Required	8011	SS ESP	100
MW-7A	1	PE	250 mL	4°C	None	Not Required	Chloride, Nitrate, TDS	SS ESP	416
MW-7A	1	PE	250 mL	H_2SO_4	None	<2	Ammonia	SS ESP	416
MW-7A	1	PE	250 mL	HNO_3	None	<2	Metals	SS ESP	416

Remarks: NTU @ metals 8.80 measured total depth 44.80 obstruction found at about 40.00 feet. Can not set pump lower than 40 feet.
ORP= 137.2

MATERIAL CODES: AG = Amber Glass; **CG** = Clear Glass; **HDPE** = High Density Polyethylene; **LDPE** = Low Density Polyethylene; **PP** = Polypropylene; **S** = Silicone; **T** = Teflon; **O** = Other (Specify)

SAMPLING EQUIPMENT CODES: APP = After (Through) Peristaltic Pump; **B** = Bailer; **BP** = Bladder Pump; **ESP** = Electric Submersible Pump;
SS ESP = Stainless Steel Electric Submersible Pump; **RFPP** = Reverse Flow Peristaltic Pump; **SM** = Straw Method (Tubing Gravity Drain); **O** = Other (Specify)

WELL CAPACITY (Gallons Per Foot): 0.75" = 0.02; 1" = 0.04; 1.25" = 0.06; 2" = 0.16; 3" = 0.37; 4" = 0.65; 5" = 1.02; 6" = 1.47; 12" = 5.88

TUBING INSIDE DIA. CAPACITY (Gal./Ft.): 1/8" = 0.0006; 3/16" = 0.0014; 1/4" = 0.0026; 5/16" = 0.004; 3/8" = 0.006; 1/2" = 0.010; 5/8" = 0.016

NOTES: 1. The above do not constitute all of the information required by Chapter 62-160, F.A.C.
2. STABILIZATION CRITERIA FOR RANGE OF VARIATION OF LAST THREE CONSECUTIVE READINGS (SEE FS 2212, SECTION 3)
pH: ± 0.2 units **Temperature:** ± 0.2 °C **Specific Conductance**: ± 5% **Dissolved Oxygen:** all readings ≤ 20% saturation (see Table FS 2200-2); optionally, ± 0.2 mg/L or ± 10% (whichever is greater) **Turbidity:** all readings ≤ 20 NTU; optionally ± 5 NTU or ± 10% (whichever is greater)

ITS Revision 1.0 Date: 11/06/19

IDEAL TECH SERVICES, INC. GROUNDWATER SAMPLE LOG

Site Name: Angelo's Aggregate Materials, LTD Enterprise Class III Landfill	Site Location: Pasco County, Florida	
Well No: **MW-7BR**	WACS Well Number: 22592	Date: 3/23/20

Purging Data

Well Diameter (inches):	Tubing Diameter (inches):	Well Screen Interval (ft):	Static Depth to Water (ft):	Purge Pump Type:
2	0.375	46 to 61	33.48	SS ESP

Well Volume Purge: 1 Well Volume = (Total Well Depth - Static Depth To Water) * Well Capacity (gal/ft)

= (61.00 Feet - 33.48 Feet) * 0.16 Gallons/Ft= 4.40 Gallons

Equipment Volume Purge: 1 Equipment Vol. = Pump Volume + (Tubing Capacity * Tubing Length) + Flow Cell Volume (FCV)

Gallons + (0.006 Gallons/Ft * Feet) + 0.032 FCV = Gallons

Initial Pump or Tubing Depth In Well (ft):	Final Pump or Tubing Depth In Well (ft):	Purging Initiated At:	Purging Ended At:	Total Volume Purged (gal):
34.50	34.50	1412	1433	7.35

Time	Volume Purged (gallons)	Total Volume Purged (gallons)	Purge Rate (gpm)	Depth to Water (feet)	pH (standard units)	Temp (°C)	COND (µS/cm)	Dissolved Oxygen (mg/L)	Turbidity (NTUs)	COLOR (describe)	ODOR (describe)
1425	4.55	4.55	.35	33.55	7.37	25.5	307.5	.94	5.20	none	none
1429	1.40	5.95	.35	33.55	7.36	25.4	307.8	.87	8.70	none	none
1433	1.40	7.35	.35	33.55	7.37	25.5	308.4	.87	4.50	none	none

SAMPLING DATA

Sampled By: Ideal Tech Services, Inc. Chris Monaco or Louis Contento	Signature:	Sampling Initiated At: 1433	Sampling Ended At: 1440
Pump or Tubing Depth in Well (ft): 34.50	Tubing Material Code: PE	Field Filtered: ☐ YES ☑ NO Filtration Equipment Type: polyethersulphone	Filter Size: (µm)
Field Decontamination Pump: ☑ YES ☐ NO	Tubing Replaced: ☑ YES ☐ NO	Duplicate: ☐ YES ☑ NO	

Sample Container Specifications				Sample Preservation (including wet ice)			Intended Analysis and/or Method	Sampling Equipment Code	Sample Flow Rate (milliliters per minute)
Sample ID Code	# Containers	Material Code	Volume	Preservative	Total Volume Added In Field	Final pH			
MW-7BR	3	CG	40 mL	HCl	None	Not Required	8260 (App. 1 FL)	SS ESP	100
MW-7BR	2	CG	40 mL	4°C	None	Not Required	8011	SS ESP	100
MW-7BR	1	PE	250 mL	4°C	None	Not Required	Chloride, Nitrate, TDS	SS ESP	1325
MW-7BR	1	PE	250 mL	H_2SO_4	None	<2	Ammonia	SS ESP	1325
MW-7BR	1	PE	250 mL	HNO_3	None	<2	Metals	SS ESP	1325

Remarks:

ORP= 48.8

MATERIAL CODES: AG = Amber Glass; **CG** = Clear Glass; **HDPE** = High Density Polyethylene; **LDPE** = Low Density Polyethylene; **PP** = Polypropylene; **S** = Silicone; **T** = Teflon; **O** = Other (Specify)

SAMPLING EQUIPMENT CODES: APP = After (Through) Peristaltic Pump; **B** = Bailer; **BP** = Bladder Pump; **ESP** = Electric Submersible Pump; **SS ESP** = Stainless Steel Electric Submersible Pump; **RFPP** = Reverse Flow Peristaltic Pump; **SM** = Straw Method (Tubing Gravity Drain); **O** = Other (Specify)

WELL CAPACITY (Gallons Per Foot): 0.75" = 0.02; 1" = 0.04; 1.25" = 0.06; 2" = 0.16; 3" = 0.37; 4" = 0.65; 5" = 1.02; 6" = 1.47; 12" = 5.88

TUBING INSIDE DIA. CAPACITY (Gal./Ft.): 1/8" = 0.0006; 3/16" = 0.0014; 1/4" = 0.0026; 5/16" = 0.004; 3/8" = 0.006; 1/2" = 0.010; 5/8" = 0.016

NOTES: 1. The above do not constitute all of the information required by Chapter 62-160, F.A.C.

2. STABILIZATION CRITERIA FOR RANGE OF VARIATION OF LAST THREE CONSECUTIVE READINGS (SEE FS 2212, SECTION 3)

pH: ± 0.2 units **Temperature:** ± 0.2 °C **Specific Conductance**: ± 5% **Dissolved Oxygen:** all readings ≤ 20% saturation (see Table FS 2200-2); optionally, ± 0.2 mg/L or ± 10% (whichever is greater) **Turbidity:** all readings ≤ 20 NTU; optionally ± 5 NTU or ± 10% (whichever is greater)

ITS Revision 1.0 Date: 11/06/19

IDEAL TECH SERVICES, INC. GROUNDWATER SAMPLE LOG

Site Name: Angelo's Aggregate Materials, LTD Enterprise Class III Landfill	Site Location: Pasco County, Florida
Well No: **MW-8**	WACS Well Number: 19578
Date: 03/23/20	

Purging Data

Well Diameter (inches):	Tubing Diameter (inches):	Well Screen Interval (ft):	Static Depth to Water (ft):	Purge Pump Type:
2	0.375	15.9 to 35.9	35.33	SS ESP

Well Volume Purge: 1 Well Volume = (Total Well Depth - Static Depth To Water) * Well Capacity (gal/ft)

= (35.90 Feet - 35.33 Feet) * 0.16 Gallons/Ft= 0.09 Gallons

Equipment Volume Purge: 1 Equipment Vol. = Pump Volume + (Tubing Capacity * Tubing Length) + Flow Cell Volume (FCV)

Gallons + (0.006 Gallons/Ft * Feet) + 0.032 FCV = Gallons

Initial Pump or Tubing Depth In Well (ft):	Final Pump or Tubing Depth In Well (ft):	Purging Initiated At:	Purging Ended At:	Total Volume Purged (gal):

Time	Volume Purged (gallons)	Total Volume Purged (gallons)	Purge Rate (gpm)	Depth to Water (feet)	pH (standard units)	Temp (°C)	COND (µS/cm)	Dissolved Oxygen (mg/L)	Turbidity (NTUs)	COLOR (describe)	ODOR (describe)

Dry Well

SAMPLING DATA

Sampled By: Ideal Tech Services, Inc. Chris Monaco or Louis Contento	Signature:	Sampling Initiated At:	Sampling Ended At:
Pump or Tubing Depth in Well (ft):	Tubing Material Code: PE	Field Filtered: ☐ YES ☑ NO Filtration Equipment Type: polyethersulphone	Filter Size: (µm)
Field Decontamination Pump: ☑ YES ☐ NO	Tubing Replaced: ☑ YES ☐ NO	Duplicate: ☐ YES ☑ NO	

Sample Container Specifications				Sample Preservation (including wet ice)			Intended Analysis and/or Method	Sampling Equipment Code	Sample Flow Rate (milliliters per minute)
Sample ID Code	# Containers	Material Code	Volume	Preservative	Total Volume Added In Field	Final pH			
MW-8		CG	40 mL	HCl	None	Not Required	8260 (App. 1 FL)	SS ESP	100
MW-8		CG	40 mL	4°C	None	Not Required	8011	SS ESP	100
MW-8		PE	250 mL	4°C	None	Not Required	Chloride, Nitrate, TDS	SS ESP	0
MW-8		PE	250 mL	H_2SO_4	None		Ammonia	SS ESP	0
MW-8		PE	250 mL	HNO_3	None		Metals	SS ESP	0

Remarks: Not enough water to sustain flow or sample

ORP=

MATERIAL CODES: AG = Amber Glass; **CG** = Clear Glass; **HDPE** = High Density Polyethylene; **LDPE** = Low Density Polyethylene; **PP** = Polypropylene; **S** = Silicone; **T** = Teflon; **O** = Other (Specify)

SAMPLING EQUIPMENT CODES: APP = After (Through) Peristaltic Pump; **B** = Bailer; **BP** = Bladder Pump; **ESP** = Electric Submersible Pump; **SS ESP** = Stainless Steel Electric Submersible Pump; **RFPP** = Reverse Flow Peristaltic Pump; **SM** = Straw Method (Tubing Gravity Drain); **O** = Other (Specify)

WELL CAPACITY (Gallons Per Foot): 0.75" = 0.02; 1" = 0.04; 1.25" = 0.06; 2" = 0.16; 3" = 0.37; 4" = 0.65; 5" = 1.02; 6" = 1.47; 12" = 5.88

TUBING INSIDE DIA. CAPACITY (Gal./Ft.): 1/8" = 0.0006; 3/16" = 0.0014; 1/4" = 0.0026; 5/16" = 0.004; 3/8" = 0.006; 1/2" = 0.010; 5/8" = 0.016

NOTES: 1. The above do not constitute all of the information required by Chapter 62-160, F.A.C.

2. STABILIZATION CRITERIA FOR RANGE OF VARIATION OF LAST THREE CONSECUTIVE READINGS (SEE FS 2212, SECTION 3)

pH: ± 0.2 units **Temperature:** ± 0.2 °C **Specific Conductance**: ± 5% **Dissolved Oxygen:** all readings ≤ 20% saturation (see Table FS 2200-2); optionally, ± 0.2 mg/L or ± 10% (whichever is greater) **Turbidity:** all readings ≤ 20 NTU; optionally ± 5 NTU or ± 10% (whichever is greater)

ITS Revision 1.0 Date: 11/06/19

IDEAL TECH SERVICES, INC. GROUNDWATER SAMPLE LOG

Site Name: Angelo's Aggregate Materials, LTD Enterprise Class III Landfill	Site Location: Pasco County, Florida	
Well No: **MW-8B**	WACS Well Number: 21323	Date: 3/23/20

Purging Data

Well Diameter (inches):	Tubing Diameter (inches):	Well Screen Interval (ft):	Static Depth to Water (ft):	Purge Pump Type:
2	0.375	42 to 57	38.67	SS ESP

Well Volume Purge: 1 Well Volume = (Total Well Depth - Static Depth To Water) * Well Capacity (gal/ft)

= (57.00 Feet - 38.67 Feet) * 0.16 Gallons/Ft= 2.93 Gallons

Equipment Volume Purge: 1 Equipment Vol. = Pump Volume + (Tubing Capacity * Tubing Length) + Flow Cell Volume (FCV)

Gallons + (0.006 Gallons/Ft * Feet) + 0.032 FCV = Gallons

Initial Pump or Tubing Depth In Well (ft):	Final Pump or Tubing Depth In Well (ft):	Purging Initiated At:	Purging Ended At:	Total Volume Purged (gal):
40.00	40.00	1344	1355	7.15

Time	Volume Purged (gallons)	Total Volume Purged (gallons)	Purge Rate (gpm)	Depth to Water (feet)	pH (standard units)	Temp (°C)	COND (µS/cm)	Dissolved Oxygen (mg/L)	Turbidity (NTUs)	COLOR (describe)	ODOR (describe)
1349	3.25	3.25	.65	38.70	6.72	27.4	639	.04	1.20	none	none
1352	1.95	5.20	.65	38.70	6.71	27.4	638	.03	.60	none	none
1355	1.95	7.15	.65	38.70	6.71	27.4	635	.03	.50	none	none

SAMPLING DATA

Sampled By: Ideal Tech Services, Inc. Chris Monaco or Louis Contento	Signature:	Sampling Initiated At: 1355	Sampling Ended At: 1402
Pump or Tubing Depth in Well (ft): 40.00	Tubing Material Code: PE	Field Filtered: ☐ YES ☑ NO Filtration Equipment Type: polyethersulphone	Filter Size: (µm)
Field Decontamination Pump: ☑ YES ☐ NO	Tubing Replaced: ☑ YES ☐ NO	Duplicate: ☐ YES ☑ NO	

Sample Container Specifications				Sample Preservation (including wet ice)			Intended Analysis and/or Method	Sampling Equipment Code	Sample Flow Rate (milliliters per minute)
Sample ID Code	# Containers	Material Code	Volume	Preservative	Total Volume Added In Field	Final pH			
MW-8B	3	CG	40 mL	HCl	None	Not Required	8260 (App. 1 FL)	SS ESP	100
MW-8B	2	CG	40 mL	4°C	None	Not Required	8011	SS ESP	100
MW-8B	1	PE	250 mL	4°C	None	Not Required	Chloride, Nitrate, TDS	SS ESP	2461
MW-8B	1	PE	250 mL	H_2SO_4	None	<2	Ammonia	SS ESP	2461
MW-8B	1	PE	250 mL	HNO_3	None	<2	Metals	SS ESP	2461

Remarks:

ORP= -127.8

MATERIAL CODES: AG = Amber Glass; **CG** = Clear Glass; **HDPE** = High Density Polyethylene; **LDPE** = Low Density Polyethylene; **PP** = Polypropylene; **S** = Silicone; **T** = Teflon; **O** = Other (Specify)

SAMPLING EQUIPMENT CODES: APP = After (Through) Peristaltic Pump; **B** = Bailer; **BP** = Bladder Pump; **ESP** = Electric Submersible Pump; **SS ESP** = Stainless Steel Electric Submersible Pump; **RFPP** = Reverse Flow Peristaltic Pump; **SM** = Straw Method (Tubing Gravity Drain); **O** = Other (Specify)

WELL CAPACITY (Gallons Per Foot): 0.75" = 0.02; 1" = 0.04; 1.25" = 0.06; 2" = 0.16; 3" = 0.37; 4" = 0.65; 5" = 1.02; 6" = 1.47; 12" = 5.88

TUBING INSIDE DIA. CAPACITY (Gal./Ft.): 1/8" = 0.0006; 3/16" = 0.0014; 1/4" = 0.0026; 5/16" = 0.004; 3/8" = 0.006; 1/2" = 0.010; 5/8" = 0.016

NOTES: 1. The above do not constitute all of the information required by Chapter 62-160, F.A.C.

2. STABILIZATION CRITERIA FOR RANGE OF VARIATION OF LAST THREE CONSECUTIVE READINGS (SEE FS 2212, SECTION 3)

pH: ± 0.2 units **Temperature:** ± 0.2 °C **Specific Conductance**: ± 5% **Dissolved Oxygen:** all readings ≤ 20% saturation (see Table FS 2200-2); optionally, ± 0.2 mg/L or ± 10% (whichever is greater) **Turbidity:** all readings ≤ 20 NTU; optionally ± 5 NTU or ± 10% (whichever is greater)

ITS Revision 1.0 Date: 11/06/19

IDEAL TECH SERVICES, INC. GROUNDWATER SAMPLE LOG

Site Name: Angelo's Aggregate Materials, LTD Enterprise Class III Landfill	Site Location: Pasco County, Florida	
Well No: **MW-9**	WACS Well Number: 19579	Date: 3/23/20

Purging Data

Well Diameter (inches):	Tubing Diameter (inches):	Well Screen Interval (ft):	Static Depth to Water (ft):	Purge Pump Type:
2	0.375	9.7 to 29.7	29.47	SS ESP

Well Volume Purge: 1 Well Volume = (Total Well Depth - Static Depth To Water) * Well Capacity (gal/ft)

= (29.70 Feet - 29.47 Feet) * 0.16 Gallons/Ft= 0.04 Gallons

Equipment Volume Purge: 1 Equipment Vol. = Pump Volume + (Tubing Capacity * Tubing Length) + Flow Cell Volume (FCV)

Gallons + (0.006 Gallons/Ft * Feet) + 0.032 FCV = Gallons

Initial Pump or Tubing Depth In Well (ft):	Final Pump or Tubing Depth In Well (ft):	Purging Initiated At:	Purging Ended At:	Total Volume Purged (gal):

Time	Volume Purged (gallons)	Total Volume Purged (gallons)	Purge Rate (gpm)	Depth to Water (feet)	pH (standard units)	Temp (°C)	COND (µS/cm)	Dissolved Oxygen (mg/L)	Turbidity (NTUs)	COLOR (describe)	ODOR (describe)

Dry Well

SAMPLING DATA

Sampled By: Ideal Tech Services, Inc. Chris Monaco or Louis Contento	Signature:	Sampling Initiated At:	Sampling Ended At:
Pump or Tubing Depth in Well (ft):	Tubing Material Code: PE	Field Filtered: ☐ YES ☑ NO Filtration Equipment Type: polyethersulphone	Filter Size: (µm)
Field Decontamination Pump: ☑ YES ☐ NO	Tubing Replaced: ☑ YES ☐ NO	Duplicate: ☐ YES ☑ NO	

Sample Container Specifications				Sample Preservation (including wet ice)			Intended Analysis and/or Method	Sampling Equipment Code	Sample Flow Rate (milliliters per minute)
Sample ID Code	# Containers	Material Code	Volume	Preservative	Total Volume Added In Field	Final pH			
MW-9		CG	40 mL	HCl	None	Not Required	8260 (App. 1 FL)	SS ESP	100
MW-9		CG	40 mL	4°C	None	Not Required	8011	SS ESP	100
MW-9		PE	250 mL	4°C	None	Not Required	Chloride, Nitrate, TDS	SS ESP	0
MW-9		PE	250 mL	H_2SO_4	None		Ammonia	SS ESP	0
MW-9		PE	250 mL	HNO_3	None		Metals	SS ESP	0

Remarks: Not enough water to sustain flow or sample

ORP=

MATERIAL CODES: AG = Amber Glass; **CG** = Clear Glass; **HDPE** = High Density Polyethylene; **LDPE** = Low Density Polyethylene; **PP** = Polypropylene; **S** = Silicone; **T** = Teflon; **O** = Other (Specify)

SAMPLING EQUIPMENT CODES: APP = After (Through) Peristaltic Pump; **B** = Bailer; **BP** = Bladder Pump; **ESP** = Electric Submersible Pump; **SS ESP** = Stainless Steel Electric Submersible Pump; **RFPP** = Reverse Flow Peristaltic Pump; **SM** = Straw Method (Tubing Gravity Drain); **O** = Other (Specify)

WELL CAPACITY (Gallons Per Foot): 0.75" = 0.02; 1" = 0.04; 1.25" = 0.06; 2" = 0.16; 3" = 0.37; 4" = 0.65; 5" = 1.02; 6" = 1.47; 12" = 5.88

TUBING INSIDE DIA. CAPACITY (Gal./Ft.): 1/8" = 0.0006; 3/16" = 0.0014; 1/4" = 0.0026; 5/16" = 0.004; 3/8" = 0.006; 1/2" = 0.010; 5/8" = 0.016

NOTES: 1. The above do not constitute all of the information required by Chapter 62-160, F.A.C.

2. STABILIZATION CRITERIA FOR RANGE OF VARIATION OF LAST THREE CONSECUTIVE READINGS (SEE FS 2212, SECTION 3)

pH: ± 0.2 units **Temperature:** ± 0.2 °C **Specific Conductance**: ± 5% **Dissolved Oxygen:** all readings ≤ 20% saturation (see Table FS 2200-2); optionally, ± 0.2 mg/L or ± 10% (whichever is greater) **Turbidity:** all readings ≤ 20 NTU; optionally ± 5 NTU or ± 10% (whichever is greater)

ITS Revision 1.0 Date: 11/06/19

IDEAL TECH SERVICES, INC. GROUNDWATER SAMPLE LOG

Site Name: Angelo's Aggregate Materials, LTD Enterprise Class III Landfill | Site Location: Pasco County, Florida

Well No: **MW-9B** | WACS Well Number: 21324 | Date: 3/23/20

Purging Data

Well Diameter (inches):	Tubing Diameter (inches):	Well Screen Interval (ft):			Static Depth to Water (ft):	Purge Pump Type:
2	0.375	33.9	to	48.9	39.75	SS ESP

Well Volume Purge: 1 Well Volume = (Total Well Depth - Static Depth To Water) * Well Capacity (gal/ft)

= (48.90 Feet - 39.75 Feet) * 0.16 Gallons/Ft= 1.46 Gallons

Equipment Volume Purge: 1 Equipment Vol. = Pump Volume + (Tubing Capacity * Tubing Length) + Flow Cell Volume (FCV)

Gallons + (0.006 Gallons/Ft * Feet) + 0.032 FCV = Gallons

Initial Pump or Tubing Depth In Well (ft):	Final Pump or Tubing Depth In Well (ft):	Purging Initiated At:	Purging Ended At:	Total Volume Purged (gal):
41.50	41.50	1308	1318	4.00

Time	Volume Purged (gallons)	Total Volume Purged (gallons)	Purge Rate (gpm)	Depth to Water (feet)	pH (standard units)	Temp (°C)	COND (µS/cm)	Dissolved Oxygen (mg/L)	Turbidity (NTUs)	COLOR (describe)	ODOR (describe)
1312	1.60	1.60	.40	39.96	6.83	27.2	530	1.28	8.80	none	none
1315	1.20	2.80	.40	39.96	6.88	27.3	511	1.55	4.40	none	none
1318	1.20	4.00	.40	39.96	6.90	27.3	505	1.57	2.80	none	none

SAMPLING DATA

Sampled By: Ideal Tech Services, Inc. Chris Monaco or Louis Contento | Signature: | Sampling Initiated At: 1318 | Sampling Ended At: 1324

Pump or Tubing Depth in Well (ft): 41.50 | Tubing Material Code: PE | Field Filtered: ☐ YES ☑ NO | Filtration Equipment Type: polyethersulphone | Filter Size: (µm)

Field Decontamination Pump: ☑ YES ☐ NO | Tubing Replaced: ☑ YES ☐ NO | Duplicate: ☐ YES ☑ NO

Sample Container Specifications				Sample Preservation (including wet ice)			Intended Analysis and/or Method	Sampling Equipment Code	Sample Flow Rate (milliliters per minute)
Sample ID Code	# Containers	Material Code	Volume	Preservative	Total Volume Added In Field	Final pH			
MW-9B	3	CG	40 mL	HCl	None	Not Required	8260 (App. 1 FL)	SS ESP	100
MW-9B	2	CG	40 mL	4°C	None	Not Required	8011	SS ESP	100
MW-9B	1	PE	250 mL	4°C	None	Not Required	Chloride, Nitrate, TDS	SS ESP	1514
MW-9B	1	PE	250 mL	H_2SO_4	None	<2	Ammonia	SS ESP	1514
MW-9B	1	PE	250 mL	HNO_3	None	<2	Metals	SS ESP	1514

Remarks:

ORP= 81.8

MATERIAL CODES: AG = Amber Glass; **CG** = Clear Glass; **HDPE** = High Density Polyethylene; **LDPE** = Low Density Polyethylene; **PP** = Polypropylene; **S** = Silicone; **T** = Teflon; **O** = Other (Specify)

SAMPLING EQUIPMENT CODES: APP = After (Through) Peristaltic Pump; **B** = Bailer; **BP** = Bladder Pump; **ESP** = Electric Submersible Pump; **SS ESP** = Stainless Steel Electric Submersible Pump; **RFPP** = Reverse Flow Peristaltic Pump; **SM** = Straw Method (Tubing Gravity Drain); **O** = Other (Specify)

WELL CAPACITY (Gallons Per Foot): 0.75" = 0.02; 1" = 0.04; 1.25" = 0.06; 2" = 0.16; 3" = 0.37; 4" = 0.65; 5" = 1.02; 6" = 1.47; 12" = 5.88

TUBING INSIDE DIA. CAPACITY (Gal./Ft.): 1/8" = 0.0006; 3/16" = 0.0014; 1/4" = 0.0026; 5/16" = 0.004; 3/8" = 0.006; 1/2" = 0.010; 5/8" = 0.016

NOTES: 1. The above do not constitute all of the information required by Chapter 62-160, F.A.C.

2. STABILIZATION CRITERIA FOR RANGE OF VARIATION OF LAST THREE CONSECUTIVE READINGS (SEE FS 2212, SECTION 3)

pH: ± 0.2 units **Temperature:** ± 0.2 °C **Specific Conductance**: ± 5% **Dissolved Oxygen:** all readings ≤ 20% saturation (see Table FS 2200-2); optionally, ± 0.2 mg/L or ± 10% (whichever is greater) **Turbidity:** all readings ≤ 20 NTU; optionally ± 5 NTU or ± 10% (whichever is greater)

ITS Revision 1.0 Date: 11/06/19

IDEAL TECH SERVICES, INC. GROUNDWATER SAMPLE LOG

Site Name: Angelo's Aggregate Materials, LTD Enterprise Class III Landfill	Site Location: Pasco County, Florida	
Well No: **MW-10**	WACS Well Number: 19580	Date: 3/23/20

Purging Data

Well Diameter (inches):	Tubing Diameter (inches):	Well Screen Interval (ft):	Static Depth to Water (ft):	Purge Pump Type:
2	0.375	17.65 to 37.65	37.23	SS ESP

Well Volume Purge: 1 Well Volume = (Total Well Depth - Static Depth To Water) * Well Capacity (gal/ft)

= (37.65 Feet - 37.23 Feet) * 0.16 Gallons/Ft= 0.07 Gallons

Equipment Volume Purge: 1 Equipment Vol. = Pump Volume + (Tubing Capacity * Tubing Length) + Flow Cell Volume (FCV)

Gallons + (0.006 Gallons/Ft * Feet) + 0.032 FCV = Gallons

Initial Pump or Tubing Depth In Well (ft):	Final Pump or Tubing Depth In Well (ft):	Purging Initiated At:	Purging Ended At:	Total Volume Purged (gal):

Time	Volume Purged (gallons)	Total Volume Purged (gallons)	Purge Rate (gpm)	Depth to Water (feet)	pH (standard units)	Temp (°C)	COND (µS/cm)	Dissolved Oxygen (mg/L)	Turbidity (NTUs)	COLOR (describe)	ODOR (describe)

Dry Well

SAMPLING DATA

Sampled By: Ideal Tech Services, Inc. Chris Monaco or Louis Contento	Signature:	Sampling Initiated At:	Sampling Ended At:
Pump or Tubing Depth in Well (ft):	Tubing Material Code: PE	Field Filtered: ☐ YES ☑ NO Filtration Equipment Type: polyethersulphone	Filter Size: (µm)
Field Decontamination Pump: ☑ YES ☐ NO	Tubing Replaced: ☑ YES ☐ NO	Duplicate: ☐ YES ☑ NO	

Sample Container Specifications				Sample Preservation (including wet ice)			Intended Analysis and/or Method	Sampling Equipment Code	Sample Flow Rate (milliliters per minute)
Sample ID Code	# Containers	Material Code	Volume	Preservative	Total Volume Added In Field	Final pH			
MW-10		CG	40 mL	HCl	None	Not Required	8260 (App. 1 FL)	SS ESP	100
MW-10		CG	40 mL	4°C	None	Not Required	8011	SS ESP	100
MW-10		PE	250 mL	4°C	None	Not Required	Chloride, Nitrate, TDS	SS ESP	0
MW-10		PE	250 mL	H_2SO_4	None		Ammonia	SS ESP	0
MW-10		PE	250 mL	HNO_3	None		Metals	SS ESP	0

Remarks: Not enough water to sustain flow or sample

ORP=

MATERIAL CODES: AG = Amber Glass; **CG** = Clear Glass; **HDPE** = High Density Polyethylene; **LDPE** = Low Density Polyethylene; **PP** = Polypropylene; **S** = Silicone; **T** = Teflon; **O** = Other (Specify)

SAMPLING EQUIPMENT CODES: APP = After (Through) Peristaltic Pump; **B** = Bailer; **BP** = Bladder Pump; **ESP** = Electric Submersible Pump; **SS ESP** = Stainless Steel Electric Submersible Pump; **RFPP** = Reverse Flow Peristaltic Pump; **SM** = Straw Method (Tubing Gravity Drain); **O** = Other (Specify)

WELL CAPACITY (Gallons Per Foot): 0.75" = 0.02; 1" = 0.04; 1.25" = 0.06; 2" = 0.16; 3" = 0.37; 4" = 0.65; 5" = 1.02; 6" = 1.47; 12" = 5.88

TUBING INSIDE DIA. CAPACITY (Gal./Ft.): 1/8" = 0.0006; 3/16" = 0.0014; 1/4" = 0.0026; 5/16" = 0.004; 3/8" = 0.006; 1/2" = 0.010; 5/8" = 0.016

NOTES: 1. The above do not constitute all of the information required by Chapter 62-160, F.A.C.

2. STABILIZATION CRITERIA FOR RANGE OF VARIATION OF LAST THREE CONSECUTIVE READINGS (SEE FS 2212, SECTION 3)

pH: ± 0.2 units **Temperature:** ± 0.2 °C **Specific Conductance**: ± 5% **Dissolved Oxygen:** all readings ≤ 20% saturation (see Table FS 2200-2); optionally, ± 0.2 mg/L or ± 10% (whichever is greater) **Turbidity:** all readings ≤ 20 NTU; optionally ± 5 NTU or ± 10% (whichever is greater)

ITS Revision 1.0 Date: 11/06/19

IDEAL TECH SERVICES, INC. GROUNDWATER SAMPLE LOG

Site Name: Angelo's Aggregate Materials, LTD Enterprise Class III Landfill	Site Location: Pasco County, Florida	
Well No: **MW-10B**	WACS Well Number: 21325	Date: 3/23/20

Purging Data

Well Diameter (inches):	Tubing Diameter (inches):	Well Screen Interval (ft):	Static Depth to Water (ft):	Purge Pump Type:
2	0.375	unknown to unknown	39.99	SS ESP

Well Volume Purge: 1 Well Volume = (Total Well Depth - Static Depth To Water) * Well Capacity (gal/ft)

= (61.90 Feet - 39.99 Feet) * 0.16 Gallons/Ft= 3.51 Gallons

Equipment Volume Purge: 1 Equipment Vol. = Pump Volume + (Tubing Capacity * Tubing Length) + Flow Cell Volume (FCV)

Gallons + (0.006 Gallons/Ft * Feet) + 0.032 FCV = Gallons

Initial Pump or Tubing Depth In Well (ft):	Final Pump or Tubing Depth In Well (ft):	Purging Initiated At:	Purging Ended At:	Total Volume Purged (gal):
41.00	41.00	1237	1248	16.50

Time	Volume Purged (gallons)	Total Volume Purged (gallons)	Purge Rate (gpm)	Depth to Water (feet)	pH (standard units)	Temp (°C)	COND (µS/cm)	Dissolved Oxygen (mg/L)	Turbidity (NTUs)	COLOR (describe)	ODOR (describe)
1242	7.50	7.50	1.50	40.31	6.45	26.3	375.9	.03	1.00	none	none
1245	4.50	12.00	1.50	40.31	6.48	26.3	383.7	.03	.60	none	none
1248	4.50	16.50	1.50	40.31	6.50	26.3	383.4	.04	.50	none	none

SAMPLING DATA

Sampled By: Ideal Tech Services, Inc. Chris Monaco or Louis Contento	Signature:	Sampling Initiated At: 1248	Sampling Ended At: 1255
Pump or Tubing Depth in Well (ft): 41.00	Tubing Material Code: PE	Field Filtered: ☐ YES ☑ NO Filtration Equipment Type: polyethersulphone	Filter Size: (µm)
Field Decontamination Pump: ☑ YES ☐ NO	Tubing Replaced: ☑ YES ☐ NO	Duplicate: ☐ YES ☑ NO	

Sample Container Specifications				Sample Preservation (including wet ice)			Intended Analysis and/or Method	Sampling Equipment Code	Sample Flow Rate (milliliters per minute)
Sample ID Code	# Containers	Material Code	Volume	Preservative	Total Volume Added In Field	Final pH			
MW-10B	3	CG	40 mL	HCl	None	Not Required	8260 (App. 1 FL)	SS ESP	100
MW-10B	2	CG	40 mL	4°C	None	Not Required	8011	SS ESP	100
MW-10B	1	PE	250 mL	4°C	None	Not Required	Chloride, Nitrate, TDS	SS ESP	5678
MW-10B	1	PE	250 mL	H_2SO_4	None	<2	Ammonia	SS ESP	5678
MW-10B	1	PE	250 mL	HNO_3	None	<2	Metals	SS ESP	5678

Remarks:

ORP= -28.7

MATERIAL CODES: AG = Amber Glass; **CG** = Clear Glass; **HDPE** = High Density Polyethylene; **LDPE** = Low Density Polyethylene; **PP** = Polypropylene; **S** = Silicone; **T** = Teflon; **O** = Other (Specify)

SAMPLING EQUIPMENT CODES: APP = After (Through) Peristaltic Pump; **B** = Bailer; **BP** = Bladder Pump; **ESP** = Electric Submersible Pump; **SS ESP** = Stainless Steel Electric Submersible Pump; **RFPP** = Reverse Flow Peristaltic Pump; **SM** = Straw Method (Tubing Gravity Drain); **O** = Other (Specify)

WELL CAPACITY (Gallons Per Foot): 0.75" = 0.02; 1" = 0.04; 1.25" = 0.06; 2" = 0.16; 3" = 0.37; 4" = 0.65; 5" = 1.02; 6" = 1.47; 12" = 5.88

TUBING INSIDE DIA. CAPACITY (Gal./Ft.): 1/8" = 0.0006; 3/16" = 0.0014; 1/4" = 0.0026; 5/16" = 0.004; 3/8" = 0.006; 1/2" = 0.010; 5/8" = 0.016

NOTES: 1. The above do not constitute all of the information required by Chapter 62-160, F.A.C.

2. STABILIZATION CRITERIA FOR RANGE OF VARIATION OF LAST THREE CONSECUTIVE READINGS (SEE FS 2212, SECTION 3)

pH: ± 0.2 units **Temperature:** ± 0.2 °C **Specific Conductance**: ± 5% **Dissolved Oxygen:** all readings ≤ 20% saturation (see Table FS 2200-2); optionally, ± 0.2 mg/L or ± 10% (whichever is greater) **Turbidity:** all readings ≤ 20 NTU; optionally ± 5 NTU or ± 10% (whichever is greater)

IDEAL TECH SERVICES, INC. GROUNDWATER SAMPLE LOG

Site Name: Angelo's Aggregate Materials, LTD Enterprise Class III Landfill	Site Location: Pasco County, Florida	
Well No: **MW-18B**	WACS Well Number: 28986	Date: 3/23/20

Purging Data

Well Diameter (inches):	Tubing Diameter (inches):	Well Screen Interval (ft):	Static Depth to Water (ft):	Purge Pump Type:
2	0.375	83.5 to 103.5	83.07	SS ESP

Well Volume Purge: 1 Well Volume = (Total Well Depth - Static Depth To Water) * Well Capacity (gal/ft)

= (108.48 Feet - 83.07 Feet) * 0.16 Gallons/Ft= 4.07 Gallons

Equipment Volume Purge: 1 Equipment Vol. = Pump Volume + (Tubing Capacity * Tubing Length) + Flow Cell Volume (FCV)

Gallons + (0.006 Gallons/Ft * Feet) + 0.032 FCV = Gallons

Initial Pump or Tubing Depth In Well (ft):	Final Pump or Tubing Depth In Well (ft):	Purging Initiated At:	Purging Ended At:	Total Volume Purged (gal):
84.00	84.00	1045	1107	6.60

Time	Volume Purged (gallons)	Total Volume Purged (gallons)	Purge Rate (gpm)	Depth to Water (feet)	pH (standard units)	Temp (°C)	COND (µS/cm)	Dissolved Oxygen (mg/L)	Turbidity (NTUs)	COLOR (describe)	ODOR (describe)
1059	4.20	4.20	.30	83.10	6.58	27.3	722	.18	3.00	none	none
1103	1.20	5.40	.30	83.10	6.60	27.3	720	.17	2.40	none	none
1107	1.20	6.60	.30	83.10	6.61	27.3	718	.16	1.80	none	none

SAMPLING DATA

Sampled By: Ideal Tech Services, Inc. Chris Monaco or Louis Contento	Signature:	Sampling Initiated At: 1107	Sampling Ended At: 1114
Pump or Tubing Depth in Well (ft): 84.00	Tubing Material Code: PE	Field Filtered: ☐ YES ☑ NO Filtration Equipment Type: polyethersulphone	Filter Size: (µm)
Field Decontamination Pump: ☑ YES ☐ NO	Tubing Replaced: ☑ YES ☐ NO	Duplicate: ☐ YES ☑ NO	

Sample Container Specifications				Sample Preservation (including wet ice)			Intended Analysis and/or Method	Sampling Equipment Code	Sample Flow Rate (milliliters per minute)
Sample ID Code	# Containers	Material Code	Volume	Preservative	Total Volume Added In Field	Final pH			
MW-18B	3	CG	40 mL	HCl	None	Not Required	8260 (App. 1 FL)	SS ESP	100
MW-18B	2	CG	40 mL	4°C	None	Not Required	8011	SS ESP	100
MW-18B	1	PE	250 mL	4°C	None	Not Required	Chloride, Nitrate, TDS	SS ESP	1136
MW-18B	1	PE	250 mL	H_2SO_4	None	<2	Ammonia	SS ESP	1136
MW-18B	1	PE	250 mL	HNO_3	None	<2	Metals	SS ESP	1136

Remarks:

ORP= -48.5

MATERIAL CODES: AG = Amber Glass; **CG** = Clear Glass; **HDPE** = High Density Polyethylene; **LDPE** = Low Density Polyethylene; **PP** = Polypropylene; **S** = Silicone; **T** = Teflon; **O** = Other (Specify)

SAMPLING EQUIPMENT CODES: APP = After (Through) Peristaltic Pump; **B** = Bailer; **BP** = Bladder Pump; **ESP** = Electric Submersible Pump; **SS ESP** = Stainless Steel Electric Submersible Pump; **RFPP** = Reverse Flow Peristaltic Pump; **SM** = Straw Method (Tubing Gravity Drain); **O** = Other (Specify)

WELL CAPACITY (Gallons Per Foot): 0.75" = 0.02; 1" = 0.04; 1.25" = 0.06; 2" = 0.16; 3" = 0.37; 4" = 0.65; 5" = 1.02; 6" = 1.47; 12" = 5.88

TUBING INSIDE DIA. CAPACITY (Gal./Ft.): 1/8" = 0.0006; 3/16" = 0.0014; 1/4" = 0.0026; 5/16" = 0.004; 3/8" = 0.006; 1/2" = 0.010; 5/8" = 0.016

NOTES: 1. The above do not constitute all of the information required by Chapter 62-160, F.A.C.

2. STABILIZATION CRITERIA FOR RANGE OF VARIATION OF LAST THREE CONSECUTIVE READINGS (SEE FS 2212, SECTION 3)

pH: ± 0.2 units **Temperature:** ± 0.2 °C **Specific Conductance**: ± 5% **Dissolved Oxygen:** all readings ≤ 20% saturation (see Table FS 2200-2); optionally, ± 0.2 mg/L or ± 10% (whichever is greater) **Turbidity:** all readings ≤ 20 NTU; optionally ± 5 NTU or ± 10% (whichever is greater)

ITS Revision 1.0 Date: 11/06/19

IDEAL TECH SERVICES, INC. GROUNDWATER SAMPLE LOG

Site Name: Angelo's Aggregate Materials, LTD Enterprise Class III Landfill	Site Location: Pasco County, Florida	
Well No: **MW-19A**	WACS Well Number: 28987	Date: 3/23/20

Purging Data

Well Diameter (inches):	Tubing Diameter (inches):	Well Screen Interval (ft):	Static Depth to Water (ft):	Purge Pump Type:
2	0.375	74 to 94	59.03	SS ESP

Well Volume Purge: 1 Well Volume = (Total Well Depth - Static Depth To Water) * Well Capacity (gal/ft)

= (99.03 Feet - 59.03 Feet) * 0.16 Gallons/Ft= 6.40 Gallons

Equipment Volume Purge: 1 Equipment Vol. = Pump Volume + (Tubing Capacity * Tubing Length) + Flow Cell Volume (FCV)

Gallons + (0.006 Gallons/Ft * Feet) + 0.032 FCV = Gallons

Initial Pump or Tubing Depth In Well (ft):	Final Pump or Tubing Depth In Well (ft):	Purging Initiated At:	Purging Ended At:	Total Volume Purged (gal):
61.00	61.00	0952	1026	10.20

Time	Volume Purged (gallons)	Total Volume Purged (gallons)	Purge Rate (gpm)	Depth to Water (feet)	pH (standard units)	Temp (°C)	COND (µS/cm)	Dissolved Oxygen (mg/L)	Turbidity (NTUs)	COLOR (describe)	ODOR (describe)
1014	6.60	6.60	.30	59.62	4.63	25.1	493.9	3.43	8.60	none	none
1020	1.80	8.40	.30	59.62	4.60	25.2	500	3.43	17.20	none	none
1026	1.80	10.20	.30	59.62	4.61	25.3	493.9	3.33	11.60	none	none

SAMPLING DATA

Sampled By: Ideal Tech Services, Inc. Chris Monaco or Louis Contento	Signature:	Sampling Initiated At: 1026	Sampling Ended At: 1033
Pump or Tubing Depth in Well (ft): 61.00	Tubing Material Code: PE	Field Filtered: ☐ YES ☑ NO Filtration Equipment Type: polyethersulphone	Filter Size: (µm)
Field Decontamination Pump: ☑ YES ☐ NO	Tubing Replaced: ☑ YES ☐ NO	Duplicate: ☐ YES ☑ NO	

Sample Container Specifications				Sample Preservation (including wet ice)			Intended Analysis and/or Method	Sampling Equipment Code	Sample Flow Rate (milliliters per minute)
Sample ID Code	# Containers	Material Code	Volume	Preservative	Total Volume Added In Field	Final pH			
MW-19A	3	CG	40 mL	HCl	None	Not Required	8260 (App. 1 FL)	SS ESP	100
MW-19A	2	CG	40 mL	4°C	None	Not Required	8011	SS ESP	100
MW-19A	1	PE	250 mL	4°C	None	Not Required	Chloride, Nitrate, TDS	SS ESP	1136
MW-19A	1	PE	250 mL	H_2SO_4	None	<2	Ammonia	SS ESP	1136
MW-19A	1	PE	250 mL	HNO_3	None	<2	Metals	SS ESP	1136

Remarks: NTU @ metals 6.30

ORP= 325.5

MATERIAL CODES: AG = Amber Glass; **CG** = Clear Glass; **HDPE** = High Density Polyethylene; **LDPE** = Low Density Polyethylene; **PP** = Polypropylene; **S** = Silicone; **T** = Teflon; **O** = Other (Specify)

SAMPLING EQUIPMENT CODES: APP = After (Through) Peristaltic Pump; **B** = Bailer; **BP** = Bladder Pump; **ESP** = Electric Submersible Pump; **SS ESP** = Stainless Steel Electric Submersible Pump; **RFPP** = Reverse Flow Peristaltic Pump; **SM** = Straw Method (Tubing Gravity Drain); **O** = Other (Specify)

WELL CAPACITY (Gallons Per Foot): 0.75" = 0.02; 1" = 0.04; 1.25" = 0.06; 2" = 0.16; 3" = 0.37; 4" = 0.65; 5" = 1.02; 6" = 1.47; 12" = 5.88

TUBING INSIDE DIA. CAPACITY (Gal./Ft.): 1/8" = 0.0006; 3/16" = 0.0014; 1/4" = 0.0026; 5/16" = 0.004; 3/8" = 0.006; 1/2" = 0.010; 5/8" = 0.016

NOTES: 1. The above do not constitute all of the information required by Chapter 62-160, F.A.C.

2. STABILIZATION CRITERIA FOR RANGE OF VARIATION OF LAST THREE CONSECUTIVE READINGS (SEE FS 2212, SECTION 3)

pH: ± 0.2 units **Temperature:** ± 0.2 °C **Specific Conductance**: ± 5% **Dissolved Oxygen:** all readings ≤ 20% saturation (see Table FS 2200-2); optionally, ± 0.2 mg/L or ± 10% (whichever is greater) **Turbidity:** all readings ≤ 20 NTU; optionally ± 5 NTU or ± 10% (whichever is greater)

ITS Revision 1.0 Date: 11/06/19

IDEAL TECH SERVICES, INC. GROUNDWATER SAMPLE LOG

Site Name: Angelo's Aggregate Materials, LTD Enterprise Class III Landfill | Site Location: Pasco County, Florida

Well No: **MW-20B** | WACS Well Number: 28990 | Date: 3/23/20

Purging Data

Well Diameter (inches):	Tubing Diameter (inches):	Well Screen Interval (ft):			Static Depth to Water (ft):	Purge Pump Type:
2	0.375	52.84	to	72.84	57.33	SS ESP

Well Volume Purge: 1 Well Volume = (Total Well Depth - Static Depth To Water) * Well Capacity (gal/ft)

= (72.84 Feet - 57.33 Feet) * 0.16 Gallons/Ft= 2.48 Gallons

Equipment Volume Purge: 1 Equipment Vol. = Pump Volume + (Tubing Capacity * Tubing Length) + Flow Cell Volume (FCV)

Gallons + (0.006 Gallons/Ft * Feet) + 0.032 FCV = Gallons

Initial Pump or Tubing Depth In Well (ft):	Final Pump or Tubing Depth In Well (ft):	Purging Initiated At:	Purging Ended At:	Total Volume Purged (gal):
58.50	58.50	1126	1211	11.25

Time	Volume Purged (gallons)	Total Volume Purged (gallons)	Purge Rate (gpm)	Depth to Water (feet)	pH (standard units)	Temp (°C)	COND (µS/cm)	Dissolved Oxygen (mg/L)	Turbidity (NTUs)	COLOR (describe)	ODOR (describe)
1205	9.75	9.75	.25	57.35	7.44	25.2	313.6	4.42	18.80	lt yellow	none
1208	0.75	10.50	.25	57.35	7.44	25.2	313.4	4.38	15.80	lt yellow	none
1211	0.75	11.25	.25	57.35	7.44	25.2	314.2	4.41	13.00	lt yellow	none

SAMPLING DATA

Sampled By: Ideal Tech Services, Inc. Chris Monaco or Louis Contento | Signature: | Sampling Initiated At: 1211 | Sampling Ended At: 1218

Pump or Tubing Depth in Well (ft): 58.50 | Tubing Material Code: PE | Field Filtered: ☐ YES ☑ NO | Filtration Equipment Type: polyethersulphone | Filter Size: (µm)

Field Decontamination Pump: ☑ YES ☐ NO | Tubing Replaced: ☑ YES ☐ NO | Duplicate: ☐ YES ☑ NO

Sample Container Specifications				Sample Preservation (including wet ice)			Intended Analysis and/or Method	Sampling Equipment Code	Sample Flow Rate (milliliters per minute)
Sample ID Code	# Containers	Material Code	Volume	Preservative	Total Volume Added In Field	Final pH			
MW-20B	3	CG	40 mL	HCl	None	Not Required	8260 (App. 1 FL)	SS ESP	100
MW-20B	2	CG	40 mL	4°C	None	Not Required	8011	SS ESP	100
MW-20B	1	PE	250 mL	4°C	None	Not Required	Chloride, Nitrate, TDS	SS ESP	946
MW-20B	1	PE	250 mL	H_2SO_4	None	<2	Ammonia	SS ESP	946
MW-20B	1	PE	250 mL	HNO_3	None	<2	Metals	SS ESP	946

Remarks:

ORP= 67.1

MATERIAL CODES: AG = Amber Glass; **CG** = Clear Glass; **HDPE** = High Density Polyethylene; **LDPE** = Low Density Polyethylene; **PP** = Polypropylene; **S** = Silicone; **T** = Teflon; **O** = Other (Specify)

SAMPLING EQUIPMENT CODES: APP = After (Through) Peristaltic Pump; **B** = Bailer; **BP** = Bladder Pump; **ESP** = Electric Submersible Pump; **SS ESP** = Stainless Steel Electric Submersible Pump; **RFPP** = Reverse Flow Peristaltic Pump; **SM** = Straw Method (Tubing Gravity Drain); **O** = Other (Specify)

WELL CAPACITY (Gallons Per Foot): 0.75" = 0.02; 1" = 0.04; 1.25" = 0.06; 2" = 0.16; 3" = 0.37; 4" = 0.65; 5" = 1.02; 6" = 1.47; 12" = 5.88

TUBING INSIDE DIA. CAPACITY (Gal./Ft.): 1/8" = 0.0006; 3/16" = 0.0014; 1/4" = 0.0026; 5/16" = 0.004; 3/8" = 0.006; 1/2" = 0.010; 5/8" = 0.016

NOTES: 1. The above do not constitute all of the information required by Chapter 62-160, F.A.C.

2. STABILIZATION CRITERIA FOR RANGE OF VARIATION OF LAST THREE CONSECUTIVE READINGS (SEE FS 2212, SECTION 3)

pH: ± 0.2 units **Temperature:** ± 0.2 °C **Specific Conductance**: ± 5% **Dissolved Oxygen:** all readings ≤ 20% saturation (see Table FS 2200-2); optionally, ± 0.2 mg/L or ± 10% (whichever is greater) **Turbidity:** all readings ≤ 20 NTU; optionally ± 5 NTU or ± 10% (whichever is greater)

ITS Revision 1.0 Date: 11/06/19

IDEAL TECH SERVICES, INC. GROUNDWATER SAMPLE LOG

Site Name: Angelo's Aggregate Materials, LTD Enterprise Class III Landfill	Site Location: Pasco County, Florida	
Well No: **MW-21A**	WACS Well Number: 30530	Date: 3/24/20

Purging Data

Well Diameter (inches):	Tubing Diameter (inches):	Well Screen Interval (ft):	Static Depth to Water (ft):	Purge Pump Type:
2	0.375	78 to 98	23.26	SS ESP

Well Volume Purge: 1 Well Volume = (Total Well Depth - Static Depth To Water) * Well Capacity (gal/ft)

= (98.10 Feet - 23.26 Feet) * 0.16 Gallons/Ft= 11.97 Gallons

Equipment Volume Purge: 1 Equipment Vol. = Pump Volume + (Tubing Capacity * Tubing Length) + Flow Cell Volume (FCV)

Gallons + (0.006 Gallons/Ft * Feet) + 0.032 FCV = Gallons

Initial Pump or Tubing Depth In Well (ft):	Final Pump or Tubing Depth In Well (ft):	Purging Initiated At:	Purging Ended At:	Total Volume Purged (gal):
25.00	25.00	1329	1347	18.00

Time	Volume Purged (gallons)	Total Volume Purged (gallons)	Purge Rate (gpm)	Depth to Water (feet)	pH (standard units)	Temp (°C)	COND (µS/cm)	Dissolved Oxygen (mg/L)	Turbidity (NTUs)	COLOR (describe)	ODOR (describe)
1341	12.00	12.00	1.00	24.65	7.28	24.0	83.3	2.66	2.50	dark grey	none
1344	3.00	15.00	1.00	24.65	7.20	24.0	80.0	2.68	1.30	grey	none
1347	3.00	18.00	1.00	24.65	7.17	24.0	79.8	2.57	1.00	none	none

SAMPLING DATA

Sampled By: Ideal Tech Services, Inc. Chris Monaco or Louis Contento	Signature:	Sampling Initiated At: 1347	Sampling Ended At: 1400
Pump or Tubing Depth in Well (ft): 25.00	Tubing Material Code: PE	Field Filtered: ☐ YES ☑ NO Filtration Equipment Type: polyethersulphone	Filter Size: (µm)
Field Decontamination Pump: ☑ YES ☐ NO	Tubing Replaced: ☑ YES ☐ NO	Duplicate: ☑ YES ☐ NO	

Sample Container Specifications				Sample Preservation (including wet ice)			Intended Analysis and/or Method	Sampling Equipment Code	Sample Flow Rate (milliliters per minute)
Sample ID Code	# Containers	Material Code	Volume	Preservative	Total Volume Added In Field	Final pH			
MW-21A	6	CG	40 mL	HCl	None	Not Required	8260 (App. 1 FL)	SS ESP	100
MW-21A	4	CG	40 mL	4°C	None	Not Required	8011	SS ESP	100
MW-21A	2	PE	250 mL	4°C	None	Not Required	Chloride, Nitrate, TDS	SS ESP	3785
MW-21A	2	PE	250 mL	H_2SO_4	None	<2 / <2	Ammonia	SS ESP	3785
MW-21A	2	PE	250 mL	HNO_3	None	<2 / <2	Metals	SS ESP	3785
						Sample/DUP			

Remarks:

ORP= -83.4

MATERIAL CODES: AG = Amber Glass; **CG** = Clear Glass; **HDPE** = High Density Polyethylene; **LDPE** = Low Density Polyethylene; **PP** = Polypropylene; **S** = Silicone; **T** = Teflon; **O** = Other (Specify)

SAMPLING EQUIPMENT CODES: APP = After (Through) Peristaltic Pump; **B** = Bailer; **BP** = Bladder Pump; **ESP** = Electric Submersible Pump; **SS ESP** = Stainless Steel Electric Submersible Pump; **RFPP** = Reverse Flow Peristaltic Pump; **SM** = Straw Method (Tubing Gravity Drain); **O** = Other (Specify)

WELL CAPACITY (Gallons Per Foot): 0.75" = 0.02; 1" = 0.04; 1.25" = 0.06; 2" = 0.16; 3" = 0.37; 4" = 0.65; 5" = 1.02; 6" = 1.47; 12" = 5.88

TUBING INSIDE DIA. CAPACITY (Gal./Ft.): 1/8" = 0.0006; 3/16" = 0.0014; 1/4" = 0.0026; 5/16" = 0.004; 3/8" = 0.006; 1/2" = 0.010; 5/8" = 0.016

NOTES: 1. The above do not constitute all of the information required by Chapter 62-160, F.A.C.

2. STABILIZATION CRITERIA FOR RANGE OF VARIATION OF LAST THREE CONSECUTIVE READINGS (SEE FS 2212, SECTION 3)

pH: ± 0.2 units **Temperature:** ± 0.2 °C **Specific Conductance**: ± 5% **Dissolved Oxygen:** all readings ≤ 20% saturation (see Table FS 2200-2); optionally, ± 0.2 mg/L or ± 10% (whichever is greater) **Turbidity:** all readings ≤ 20 NTU; optionally ± 5 NTU or ± 10% (whichever is greater)

ITS Revision 1.0 Date: 11/06/19

IDEAL TECH SERVICES, INC. GROUNDWATER SAMPLE LOG

Site Name: Angelo's Aggregate Materials, LTD Enterprise Class III Landfill	Site Location: Pasco County, Florida	
Well No: **MW-22A**	WACS Well Number: 30532	Date: 3/24/20

Purging Data

Well Diameter (inches):	Tubing Diameter (inches):	Well Screen Interval (ft):	Static Depth to Water (ft):	Purge Pump Type:
2	0.375	31 to 41	26.66	SS ESP

Well Volume Purge: 1 Well Volume = (Total Well Depth - Static Depth To Water) * Well Capacity (gal/ft)

= (41.21 Feet - 26.66 Feet) * 0.16 Gallons/Ft= Gallons

Equipment Volume Purge: 1 Equipment Vol. = Pump Volume + (Tubing Capacity * Tubing Length) + Flow Cell Volume (FCV)

Gallons + (0.006 Gallons/Ft * 41 Feet) + 0.032 FCV = 0.278 Gallons

Initial Pump or Tubing Depth In Well (ft):	Final Pump or Tubing Depth In Well (ft):	Purging Initiated At:	Purging Ended At:	Total Volume Purged (gal):
36.00	36.00	1250	1312	2.42

Time	Volume Purged (gallons)	Total Volume Purged (gallons)	Purge Rate (gpm)	Depth to Water (feet)	pH (standard units)	Temp (°C)	COND (µS/cm)	Dissolved Oxygen (mg/L)	Turbidity (NTUs)	COLOR (describe)	ODOR (describe)
1308	1.98	1.98	.11	27.94	6.67	25.4	233.5	3.39	12.80	none	none
1310	0.22	2.20	.11	27.94	6.64	25.6	231.9	3.27	9.10	none	none
1312	0.22	2.42	.11	27.94	6.62	25.6	229.2	3.31	7.00	none	none

SAMPLING DATA

Sampled By: Ideal Tech Services, Inc. Chris Monaco or Louis Contento	Signature:	Sampling Initiated At: 1312	Sampling Ended At: 1321
Pump or Tubing Depth in Well (ft): 36.00	Tubing Material Code: PE	Field Filtered: ☐ YES ☑ NO Filtration Equipment Type: polyethersulphone	Filter Size: (µm)
Field Decontamination Pump: ☑ YES ☐ NO	Tubing Replaced: ☑ YES ☐ NO	Duplicate: ☐ YES ☑ NO	

Sample Container Specifications				Sample Preservation (including wet ice)			Intended Analysis and/or Method	Sampling Equipment Code	Sample Flow Rate (milliliters per minute)
Sample ID Code	# Containers	Material Code	Volume	Preservative	Total Volume Added In Field	Final pH			
MW-22A	3	CG	40 mL	HCl	None	Not Required	8260 (App. 1 FL)	SS ESP	100
MW-22A	2	CG	40 mL	4°C	None	Not Required	8011	SS ESP	100
MW-22A	1	PE	250 mL	4°C	None	Not Required	Chloride, Nitrate, TDS	SS ESP	416
MW-22A	1	PE	250 mL	H_2SO_4	None	<2	Ammonia	SS ESP	416
MW-22A	1	PE	250 mL	HNO_3	None	<2	Metals	SS ESP	416

Remarks:

ORP= 97.7

MATERIAL CODES: AG = Amber Glass; **CG** = Clear Glass; **HDPE** = High Density Polyethylene; **LDPE** = Low Density Polyethylene; **PP** = Polypropylene; **S** = Silicone; **T** = Teflon; **O** = Other (Specify)

SAMPLING EQUIPMENT CODES: APP = After (Through) Peristaltic Pump; **B** = Bailer; **BP** = Bladder Pump; **ESP** = Electric Submersible Pump; **SS ESP** = Stainless Steel Electric Submersible Pump; **RFPP** = Reverse Flow Peristaltic Pump; **SM** = Straw Method (Tubing Gravity Drain); **O** = Other (Specify)

WELL CAPACITY (Gallons Per Foot): 0.75" = 0.02; 1" = 0.04; 1.25" = 0.06; 2" = 0.16; 3" = 0.37; 4" = 0.65; 5" = 1.02; 6" = 1.47; 12" = 5.88

TUBING INSIDE DIA. CAPACITY (Gal./Ft.): 1/8" = 0.0006; 3/16" = 0.0014; 1/4" = 0.0026; 5/16" = 0.004; 3/8" = 0.006; 1/2" = 0.010; 5/8" = 0.016

NOTES: 1. The above do not constitute all of the information required by Chapter 62-160, F.A.C.

2. STABILIZATION CRITERIA FOR RANGE OF VARIATION OF LAST THREE CONSECUTIVE READINGS (SEE FS 2212, SECTION 3)

pH: ± 0.2 units **Temperature:** ± 0.2 °C **Specific Conductance**: ± 5% **Dissolved Oxygen:** all readings ≤ 20% saturation (see Table FS 2200-2); optionally, ± 0.2 mg/L or ± 10% (whichever is greater) **Turbidity:** all readings ≤ 20 NTU; optionally ± 5 NTU or ± 10% (whichever is greater)

ITS Revision 1.0 Date: 11/06/19

IDEAL TECH SERVICES, INC. GROUNDWATER SAMPLE LOG

Site Name: Angelo's Aggregate Materials, LTD Enterprise Class III Landfill	Site Location: Pasco County, Florida	
Well No: **MW-22B**	WACS Well Number: 30533	Date: 3/24/20

Purging Data

Well Diameter (inches):	Tubing Diameter (inches):	Well Screen Interval (ft):	Static Depth to Water (ft):	Purge Pump Type:
2	0.375	84 to 94	27.14	SS ESP

Well Volume Purge: 1 Well Volume = (Total Well Depth - Static Depth To Water) * Well Capacity (gal/ft)

= (94.20 Feet - 27.14 Feet) * 0.16 Gallons/Ft= Gallons

Equipment Volume Purge: 1 Equipment Vol. = Pump Volume + (Tubing Capacity * Tubing Length) + Flow Cell Volume (FCV)

Gallons + (0.006 Gallons/Ft * 95 Feet) + 0.032 FCV = 0.602 Gallons

Initial Pump or Tubing Depth In Well (ft):	Final Pump or Tubing Depth In Well (ft):	Purging Initiated At:	Purging Ended At:	Total Volume Purged (gal):
89.00	89.00	1209	1234	6.25

Time	Volume Purged (gallons)	Total Volume Purged (gallons)	Purge Rate (gpm)	Depth to Water (feet)	pH (standard units)	Temp (°C)	COND (µS/cm)	Dissolved Oxygen (mg/L)	Turbidity (NTUs)	COLOR (describe)	ODOR (describe)
1228	4.75	4.75	.25	27.21	7.74	24.3	239.5	3.22	17.70	none	none
1231	0.75	5.50	.25	27.21	7.74	24.2	239.9	3.25	14.50	none	none
1234	0.75	6.25	.25	27.21	7.71	24.1	241.4	3.23	12.90	none	none

SAMPLING DATA

Sampled By: Ideal Tech Services, Inc. Chris Monaco or Louis Contento	Signature:	Sampling Initiated At: 1234	Sampling Ended At: 1241
Pump or Tubing Depth in Well (ft): 89.00	Tubing Material Code: PE	Field Filtered: ☐ YES ☑ NO Filtration Equipment Type: polyethersulphone	Filter Size: (µm)
Field Decontamination Pump: ☑ YES ☐ NO	Tubing Replaced: ☑ YES ☐ NO	Duplicate: ☐ YES ☑ NO	

Sample Container Specifications				Sample Preservation (including wet ice)			Intended Analysis and/or Method	Sampling Equipment Code	Sample Flow Rate (milliliters per minute)
Sample ID Code	# Containers	Material Code	Volume	Preservative	Total Volume Added In Field	Final pH			
MW-22B	3	CG	40 mL	HCl	None	Not Required	8260 (App. 1 FL)	SS ESP	100
MW-22B	2	CG	40 mL	4°C	None	Not Required	8011	SS ESP	100
MW-22B	1	PE	250 mL	4°C	None	Not Required	Chloride, Nitrate, TDS	SS ESP	946
MW-22B	1	PE	250 mL	H_2SO_4	None	<2	Ammonia	SS ESP	946
MW-22B	1	PE	250 mL	HNO_3	None	<2	Metals	SS ESP	946

Remarks:

ORP= 50.4

MATERIAL CODES: AG = Amber Glass; **CG** = Clear Glass; **HDPE** = High Density Polyethylene; **LDPE** = Low Density Polyethylene; **PP** = Polypropylene; **S** = Silicone; **T** = Teflon; **O** = Other (Specify)

SAMPLING EQUIPMENT CODES: APP = After (Through) Peristaltic Pump; **B** = Bailer; **BP** = Bladder Pump; **ESP** = Electric Submersible Pump; **SS ESP** = Stainless Steel Electric Submersible Pump; **RFPP** = Reverse Flow Peristaltic Pump; **SM** = Straw Method (Tubing Gravity Drain); **O** = Other (Specify)

WELL CAPACITY (Gallons Per Foot): 0.75" = 0.02; 1" = 0.04; 1.25" = 0.06; 2" = 0.16; 3" = 0.37; 4" = 0.65; 5" = 1.02; 6" = 1.47; 12" = 5.88

TUBING INSIDE DIA. CAPACITY (Gal./Ft.): 1/8" = 0.0006; 3/16" = 0.0014; 1/4" = 0.0026; 5/16" = 0.004; 3/8" = 0.006; 1/2" = 0.010; 5/8" = 0.016

NOTES: 1. The above do not constitute all of the information required by Chapter 62-160, F.A.C.

2. STABILIZATION CRITERIA FOR RANGE OF VARIATION OF LAST THREE CONSECUTIVE READINGS (SEE FS 2212, SECTION 3)

pH: ± 0.2 units **Temperature:** ± 0.2 °C **Specific Conductance**: ± 5% **Dissolved Oxygen:** all readings ≤ 20% saturation (see Table FS 2200-2); optionally, ± 0.2 mg/L or ± 10% (whichever is greater) **Turbidity:** all readings ≤ 20 NTU; optionally ± 5 NTU or ± 10% (whichever is greater)

ITS Revision 1.0 Date: 11/06/19

IDEAL TECH SERVICES, INC. GROUNDWATER SAMPLE LOG

Site Name: Angelo's Aggregate Materials, LTD Enterprise Class III Landfill	Site Location: Pasco County, Florida	
Well No: **MW-23B**	WACS Well Number: 30535	Date: 3/24/20

Purging Data

Well Diameter (inches):	Tubing Diameter (inches):	Well Screen Interval (ft):	Static Depth to Water (ft):	Purge Pump Type:
2	0.375	29 to 49	26.70	SS ESP

Well Volume Purge: 1 Well Volume = (Total Well Depth - Static Depth To Water) * Well Capacity (gal/ft)

= (49.30 Feet - 26.70 Feet) * 0.16 Gallons/Ft= 3.62 Gallons

Equipment Volume Purge: 1 Equipment Vol. = Pump Volume + (Tubing Capacity * Tubing Length) + Flow Cell Volume (FCV)

Gallons + (0.006 Gallons/Ft * Feet) + 0.032 FCV = Gallons

Initial Pump or Tubing Depth In Well (ft):	Final Pump or Tubing Depth In Well (ft):	Purging Initiated At:	Purging Ended At:	Total Volume Purged (gal):
27.50	27.50	1122	1122	6.40

Time	Volume Purged (gallons)	Total Volume Purged (gallons)	Purge Rate (gpm)	Depth to Water (feet)	pH (standard units)	Temp (°C)	COND (µS/cm)	Dissolved Oxygen (mg/L)	Turbidity (NTUs)	COLOR (describe)	ODOR (describe)
1132	4.00	4.00	.40	26.98	6.67	25.6	665	3.44	2.00	none	none
1135	1.20	5.20	.40	26.98	6.67	25.6	665	3.41	1.40	none	none
1138	1.20	6.40	.40	26.98	6.67	25.5	664	3.41	1.30	none	none

SAMPLING DATA

Sampled By: Ideal Tech Services, Inc. Chris Monaco or Louis Contento	Signature:	Sampling Initiated At: 1138	Sampling Ended At: 1145
Pump or Tubing Depth in Well (ft): 27.50	Tubing Material Code: PE	Field Filtered: ☐ YES ☑ NO Filtration Equipment Type: polyethersulphone	Filter Size: (µm)
Field Decontamination Pump: ☑ YES ☐ NO	Tubing Replaced: ☑ YES ☐ NO	Duplicate: ☐ YES ☑ NO	

Sample Container Specifications				Sample Preservation (including wet ice)			Intended Analysis and/or Method	Sampling Equipment Code	Sample Flow Rate (milliliters per minute)
Sample ID Code	# Containers	Material Code	Volume	Preservative	Total Volume Added In Field	Final pH			
MW-23B	3	CG	40 mL	HCl	None	Not Required	8260 (App. 1 FL)	SS ESP	100
MW-23B	2	CG	40 mL	4°C	None	Not Required	8011	SS ESP	100
MW-23B	1	PE	250 mL	4°C	None	Not Required	Chloride, Nitrate, TDS	SS ESP	1514
MW-23B	1	PE	250 mL	H_2SO_4	None	<2	Ammonia	SS ESP	1514
MW-23B	1	PE	250 mL	HNO_3	None	<2	Metals	SS ESP	1514

Remarks:

ORP= 115.1

MATERIAL CODES: AG = Amber Glass; **CG** = Clear Glass; **HDPE** = High Density Polyethylene; **LDPE** = Low Density Polyethylene; **PP** = Polypropylene; **S** = Silicone; **T** = Teflon; **O** = Other (Specify)

SAMPLING EQUIPMENT CODES: APP = After (Through) Peristaltic Pump; **B** = Bailer; **BP** = Bladder Pump; **ESP** = Electric Submersible Pump; **SS ESP** = Stainless Steel Electric Submersible Pump; **RFPP** = Reverse Flow Peristaltic Pump; **SM** = Straw Method (Tubing Gravity Drain); **O** = Other (Specify)

WELL CAPACITY (Gallons Per Foot): 0.75" = 0.02; 1" = 0.04; 1.25" = 0.06; 2" = 0.16; 3" = 0.37; 4" = 0.65; 5" = 1.02; 6" = 1.47; 12" = 5.88

TUBING INSIDE DIA. CAPACITY (Gal./Ft.): 1/8" = 0.0006; 3/16" = 0.0014; 1/4" = 0.0026; 5/16" = 0.004; 3/8" = 0.006; 1/2" = 0.010; 5/8" = 0.016

NOTES: 1. The above do not constitute all of the information required by Chapter 62-160, F.A.C.

2. STABILIZATION CRITERIA FOR RANGE OF VARIATION OF LAST THREE CONSECUTIVE READINGS (SEE FS 2212, SECTION 3)

pH: ± 0.2 units **Temperature:** ± 0.2 °C **Specific Conductance**: ± 5% **Dissolved Oxygen:** all readings ≤ 20% saturation (see Table FS 2200-2); optionally, ± 0.2 mg/L or ± 10% (whichever is greater) **Turbidity:** all readings ≤ 20 NTU; optionally ± 5 NTU or ± 10% (whichever is greater)

ITS Revision 1.0 Date: 11/06/19

IDEAL TECH SERVICES, INC. GROUNDWATER SAMPLE LOG

Site Name: Angelo's Aggregate Materials, LTD Enterprise Class III Landfill	Site Location: Pasco County, Florida	
Well No: **MW-24A**	WACS Well Number: 30607	Date: 3/24/20

Purging Data

Well Diameter (inches):	Tubing Diameter (inches):	Well Screen Interval (ft):	Static Depth to Water (ft):	Purge Pump Type:
2	0.375	23 to 43	25.04	SS ESP

Well Volume Purge: 1 Well Volume = (Total Well Depth - Static Depth To Water) * Well Capacity (gal/ft)

= (43.75 Feet - 25.04 Feet) * 0.16 Gallons/Ft= 2.99 Gallons

Equipment Volume Purge: 1 Equipment Vol. = Pump Volume + (Tubing Capacity * Tubing Length) + Flow Cell Volume (FCV)

Gallons + (0.006 Gallons/Ft * Feet) + 0.032 FCV = Gallons

Initial Pump or Tubing Depth In Well (ft):	Final Pump or Tubing Depth In Well (ft):	Purging Initiated At:	Purging Ended At:	Total Volume Purged (gal):
29.00	29.00	1434	1515	6.15

Time	Volume Purged (gallons)	Total Volume Purged (gallons)	Purge Rate (gpm)	Depth to Water (feet)	pH (standard units)	Temp (°C)	COND (µS/cm)	Dissolved Oxygen (mg/L)	Turbidity (NTUs)	COLOR (describe)	ODOR (describe)
1511	5.55	5.55	.15	28.74	4.83	25.6	55.0	6.23	16.40	none	none
1513	0.30	5.85	.15	28.74	4.81	25.6	54.8	6.30	12.80	none	none
1515	0.30	6.15	.15	28.74	4.78	25.5	54.9	6.21	10.80	none	none

SAMPLING DATA

Sampled By: Ideal Tech Services, Inc. Chris Monaco or Louis Contento	Signature:	Sampling Initiated At: 1515	Sampling Ended At: 1523
Pump or Tubing Depth in Well (ft): 29.00	Tubing Material Code: PE	Field Filtered: ☐ YES ☑ NO Filtration Equipment Type: polyethersulphone	Filter Size: (µm)
Field Decontamination Pump: ☑ YES ☐ NO	Tubing Replaced: ☑ YES ☐ NO	Duplicate: ☐ YES ☑ NO	

Sample Container Specifications				Sample Preservation (including wet ice)			Intended Analysis and/or Method	Sampling Equipment Code	Sample Flow Rate (milliliters per minute)
Sample ID Code	# Containers	Material Code	Volume	Preservative	Total Volume Added In Field	Final pH			
MW-24A	3	CG	40 mL	HCl	None	Not Required	8260 (App. 1 FL)	SS ESP	100
MW-24A	2	CG	40 mL	4°C	None	Not Required	8011	SS ESP	100
MW-24A	1	PE	250 mL	4°C	None	Not Required	Chloride, Nitrate, TDS	SS ESP	568
MW-24A	1	PE	250 mL	H_2SO_4	None	<2	Ammonia	SS ESP	568
MW-24A	1	PE	250 mL	HNO_3	None	<2	Metals	SS ESP	568

Remarks: 8.80 NTU @ metals

ORP= 297.7

MATERIAL CODES: AG = Amber Glass; **CG** = Clear Glass; **HDPE** = High Density Polyethylene; **LDPE** = Low Density Polyethylene; **PP** = Polypropylene; **S** = Silicone; **T** = Teflon; **O** = Other (Specify)

SAMPLING EQUIPMENT CODES: APP = After (Through) Peristaltic Pump; **B** = Bailer; **BP** = Bladder Pump; **ESP** = Electric Submersible Pump; **SS ESP** = Stainless Steel Electric Submersible Pump; **RFPP** = Reverse Flow Peristaltic Pump; **SM** = Straw Method (Tubing Gravity Drain); **O** = Other (Specify)

WELL CAPACITY (Gallons Per Foot): 0.75" = 0.02; 1" = 0.04; 1.25" = 0.06; 2" = 0.16; 3" = 0.37; 4" = 0.65; 5" = 1.02; 6" = 1.47; 12" = 5.88

TUBING INSIDE DIA. CAPACITY (Gal./Ft.): 1/8" = 0.0006; 3/16" = 0.0014; 1/4" = 0.0026; 5/16" = 0.004; 3/8" = 0.006; 1/2" = 0.010; 5/8" = 0.016

NOTES: 1. The above do not constitute all of the information required by Chapter 62-160, F.A.C.

2. STABILIZATION CRITERIA FOR RANGE OF VARIATION OF LAST THREE CONSECUTIVE READINGS (SEE FS 2212, SECTION 3)

pH: ± 0.2 units **Temperature:** ± 0.2 °C **Specific Conductance**: ± 5% **Dissolved Oxygen:** all readings ≤ 20% saturation (see Table FS 2200-2); optionally, ± 0.2 mg/L or ± 10% (whichever is greater) **Turbidity:** all readings ≤ 20 NTU; optionally ± 5 NTU or ± 10% (whichever is greater)

ITS Revision 1.0 Date: 11/06/19

IDEAL TECH SERVICES, INC. GROUNDWATER SAMPLE LOG

Site Name: Angelo's Aggregate Materials, LTD Enterprise Class III Landfill	Site Location: Pasco County, Florida	
Well No: **MW-24B**	WACS Well Number: 30608	Date: 3/24/20

Purging Data

Well Diameter (inches):	Tubing Diameter (inches):	Well Screen Interval (ft):	Static Depth to Water (ft):	Purge Pump Type:
2	0.375	84 to 94	25.45	SS ESP

Well Volume Purge: 1 Well Volume = (Total Well Depth - Static Depth To Water) * Well Capacity (gal/ft)

= (94.11 Feet - 25.45 Feet) * 0.16 Gallons/Ft= Gallons

Equipment Volume Purge: 1 Equipment Vol. = Pump Volume + (Tubing Capacity * Tubing Length) + Flow Cell Volume (FCV)

Gallons + (0.006 Gallons/Ft * 97 Feet) + 0.032 FCV = 0.614 Gallons

Initial Pump or Tubing Depth In Well (ft):	Final Pump or Tubing Depth In Well (ft):	Purging Initiated At:	Purging Ended At:	Total Volume Purged (gal):
89.00	89.00	1405	1421	2.72

Time	Volume Purged (gallons)	Total Volume Purged (gallons)	Purge Rate (gpm)	Depth to Water (feet)	pH (standard units)	Temp (°C)	COND (µS/cm)	Dissolved Oxygen (mg/L)	Turbidity (NTUs)	COLOR (describe)	ODOR (describe)
1417	2.04	2.04	.17	26.09	7.72	24.7	248.3	3.04	14.00	none	none
1419	0.34	2.38	.17	26.09	7.73	24.7	245.5	3.16	8.00	none	none
1421	0.34	2.72	.17	26.09	7.74	24.7	242.2	3.35	6.30	none	none

SAMPLING DATA

Sampled By: Ideal Tech Services, Inc. Chris Monaco or Louis Contento	Signature:	Sampling Initiated At: 1421	Sampling Ended At: 1429
Pump or Tubing Depth in Well (ft): 89.00	Tubing Material Code: PE	Field Filtered: ☐ YES ☑ NO Filtration Equipment Type: polyethersulphone	Filter Size: (µm)
Field Decontamination Pump: ☑ YES ☐ NO	Tubing Replaced: ☑ YES ☐ NO	Duplicate: ☐ YES ☑ NO	

Sample Container Specifications				Sample Preservation (including wet ice)			Intended Analysis and/or Method	Sampling Equipment Code	Sample Flow Rate (milliliters per minute)
Sample ID Code	# Containers	Material Code	Volume	Preservative	Total Volume Added In Field	Final pH			
MW-24B	3	CG	40 mL	HCl	None	Not Required	8260 (App. 1 FL)	SS ESP	100
MW-24B	2	CG	40 mL	4°C	None	Not Required	8011	SS ESP	100
MW-24B	1	PE	250 mL	4°C	None	Not Required	Chloride, Nitrate, TDS	SS ESP	644
MW-24B	1	PE	250 mL	H_2SO_4	None	<2	Ammonia	SS ESP	644
MW-24B	1	PE	250 mL	HNO_3	None	<2	Metals	SS ESP	644

Remarks:

ORP= 52.4

MATERIAL CODES: AG = Amber Glass; **CG** = Clear Glass; **HDPE** = High Density Polyethylene; **LDPE** = Low Density Polyethylene; **PP** = Polypropylene; **S** = Silicone; **T** = Teflon; **O** = Other (Specify)

SAMPLING EQUIPMENT CODES: APP = After (Through) Peristaltic Pump; **B** = Bailer; **BP** = Bladder Pump; **ESP** = Electric Submersible Pump;
SS ESP = Stainless Steel Electric Submersible Pump; **RFPP** = Reverse Flow Peristaltic Pump; **SM** = Straw Method (Tubing Gravity Drain); **O** = Other (Specify)

WELL CAPACITY (Gallons Per Foot): 0.75" = 0.02; 1" = 0.04; 1.25" = 0.06; 2" = 0.16; 3" = 0.37; 4" = 0.65; 5" = 1.02; 6" = 1.47; 12" = 5.88

TUBING INSIDE DIA. CAPACITY (Gal./Ft.): 1/8" = 0.0006; 3/16" = 0.0014; 1/4" = 0.0026; 5/16" = 0.004; 3/8" = 0.006; 1/2" = 0.010; 5/8" = 0.016

NOTES: 1. The above do not constitute all of the information required by Chapter 62-160, F.A.C.

2. STABILIZATION CRITERIA FOR RANGE OF VARIATION OF LAST THREE CONSECUTIVE READINGS (SEE FS 2212, SECTION 3)

pH: ± 0.2 units **Temperature:** ± 0.2 °C **Specific Conductance**: ± 5% **Dissolved Oxygen:** all readings ≤ 20% saturation (see Table FS 2200-2); optionally, ± 0.2 mg/L or ± 10% (whichever is greater) **Turbidity:** all readings ≤ 20 NTU; optionally ± 5 NTU or ± 10% (whichever is greater)

ITS Revision 1.0 Date: 11/06/19

IDEAL TECH SERVICES, INC. GROUNDWATER SAMPLE LOG

Site Name: Angelo's Aggregate Materials, LTD Enterprise Class III Landfill	Site Location: Pasco County, Florida
Well No: **Supply Well**	WACS Well Number: 21326
Date: 3/23/20	

Purging Data

Well Diameter (inches):	Tubing Diameter (inches):	Well Screen Interval (ft):	Static Depth to Water (ft):	Purge Pump Type:
6	0.375	unknown to unknown	NM	in place plumbing

Well Volume Purge: 1 Well Volume = (Total Well Depth - Static Depth To Water) * Well Capacity (gal/ft)

= (Feet - NM Feet) * 0.16 Gallons/Ft= Gallons

Equipment Volume Purge: 1 Equipment Vol. = Pump Volume + (Tubing Capacity * Tubing Length) + Flow Cell Volume (FCV)

Gallons + (Gallons/Ft * Feet) + 0.032 FCV = Gallons

Initial Pump or Tubing Depth In Well (ft):	Final Pump or Tubing Depth In Well (ft):	Purging Initiated At:	Purging Ended At:	Total Volume Purged (gal):
In place plumbing	In place plumbing	1630	1639	13.50

Time	Volume Purged (gallons)	Total Volume Purged (gallons)	Purge Rate (gpm)	Depth to Water (feet)	pH (standard units)	Temp (°C)	COND (µS/cm)	Dissolved Oxygen (mg/L)	Turbidity (NTUs)	COLOR (describe)	ODOR (describe)
1635	7.50	7.50	1.50	In	7.01	24.9	429.7	.04	1.40	none	none
1637	3.00	10.50	1.50	Place	7.00	24.9	430.0	.04	1.30	none	none
1639	3.00	13.50	1.50	Plumbing	7.00	24.9	430.4	.03	1.30	none	none

SAMPLING DATA

Sampled By: Ideal Tech Services, Inc. Chris Monaco or Louis Contento	Signature:	Sampling Initiated At: 1639	Sampling Ended At: 1646

Pump or Tubing Depth in Well (ft):	Tubing Material Code:	Field Filtered: ☐ YES ☑ NO	Filter Size:
In place plumbing	PE	Filtration Equipment Type: polyethersulphone	(µm)

Field Decontamination Pump: ☑ YES ☐ NO Tubing Replaced: ☑ YES ☐ NO Duplicate: ☐ YES ☑ NO

Sample Container Specifications				Sample Preservation (including wet ice)			Intended Analysis and/or Method	Sampling Equipment Code	Sample Flow Rate (milliliters per minute)
Sample ID Code	# Containers	Material Code	Volume	Preservative	Total Volume Added In Field	Final pH			
Supply Well	3	CG	40 mL	HCl	None	Not Required	8260 (App. 1 FL)	in place plumbing	100
Supply Well	2	CG	40 mL	4°C	None	Not Required	8011	in place plumbing	100
Supply Well	1	PE	250 mL	4°C	None	Not Required	Chloride, Nitrate, TDS	in place plumbing	5678
Supply Well	1	PE	250 mL	H_2SO_4	None	<2	Ammonia	in place plumbing	5678
Supply Well	1	PE	250 mL	HNO_3	None	<2	Metals	in place plumbing	5678

Remarks:

ORP= -3.4

MATERIAL CODES: AG = Amber Glass; **CG** = Clear Glass; **HDPE** = High Density Polyethylene; **LDPE** = Low Density Polyethylene; **PP** = Polypropylene; **S** = Silicone; **T** = Teflon; **O** = Other (Specify)

SAMPLING EQUIPMENT CODES: APP = After (Through) Peristaltic Pump; **B** = Bailer; **BP** = Bladder Pump; **ESP** = Electric Submersible Pump; **SS ESP** = Stainless Steel Electric Submersible Pump; **RFPP** = Reverse Flow Peristaltic Pump; **SM** = Straw Method (Tubing Gravity Drain); **O** = Other (Specify)

WELL CAPACITY (Gallons Per Foot): 0.75" = 0.02; 1" = 0.04; 1.25" = 0.06; 2" = 0.16; 3" = 0.37; 4" = 0.65; 5" = 1.02; 6" = 1.47; 12" = 5.88

TUBING INSIDE DIA. CAPACITY (Gal./Ft.): 1/8" = 0.0006; 3/16" = 0.0014; 1/4" = 0.0026; 5/16" = 0.004; 3/8" = 0.006; 1/2" = 0.010; 5/8" = 0.016

NOTES: 1. The above do not constitute all of the information required by Chapter 62-160, F.A.C.

2. STABILIZATION CRITERIA FOR RANGE OF VARIATION OF LAST THREE CONSECUTIVE READINGS (SEE FS 2212, SECTION 3)

pH: ± 0.2 units **Temperature:** ± 0.2 °C **Specific Conductance**: ± 5% **Dissolved Oxygen:** all readings ≤ 20% saturation (see Table FS 2200-2); optionally, ± 0.2 mg/L or ± 10% (whichever is greater) **Turbidity:** all readings ≤ 20 NTU; optionally ± 5 NTU or ± 10% (whichever is greater)

ITS Revision 1.0 Date: 11/06/19

CALIBRATION LOG

ITS Work Order Number: ARM-ELF-61-032320

CLIENT: Angelo's Recycled Materials
ADDRESS: 41111 Enterprise Road
CITY, STATE: Dade City, FL 33525-1539
INITIAL CAL DATE @ TIME: 3/23/20 @ 0820

Site: Angelo's Recycled Materials / Enterprise
CCV CALIBRATION DATE @ TIME: 3/24/20 @ 0745

YSI Multi Parameter Meter: YSI-PRO+ ITS #4

pH Sensor Per DEP-SOP-001/01 FT 1100

STANDARD Standard Units	METER READING INITIAL	ICV (± 0.2 SU)	CCV (± 0.2 SU)	LOT NUMBER	EXP DATE
4.005	3.99	3.99	4.02	CC641962	Sep-21
7.000	7.00	7.00	6.99	CC630456	Jul-21
10.012	10.01	10.01	10.01	CC596051	Dec-20
Liquid Temp °C	24.2	24.5	22.0	Standards prepared by USA Blue Book	

Dissolved Oxygen Sensor Per DEP-SOP-001/01 FT 1500

Initial Calibration and CCV Daily for D.O. Date: 3/23/20

STANDARD (mg/L)	METER READING INITIAL	CCV (± 0.3 mg/L)	LOT NUMBER	EXPIRATION DATE
Barometer mm/Hg	763.9	762.6	No CCV Limit	
0.00	.05	.05	9GL483	Dec-20
Ambient Air Temperature				
23.8 °C	8.49			
25.2 °C		8.24		

Zero D.O. standard is Sodium Sulfite, Cobalt Chloride Hexahydrate, Water prepared by USA Blue Book. Limit is ± 0.3 mg/L of theoretical value (see Table FT 1500-1)

Start: 3/2320 **ORP Sensor Per DEP-SOP-001/01 FT 2100** **End: 3/23/20**

STANDARD (mV)	METER READING INITIAL	CCV	LOT NUMBER	EXPIRATION DATE
200	200.0	199.3	9GE744	Feb-20
400	400.0	400.0	9GC215	Mar-20

Standard is ORP solution, prepared by USA Blue Book. Cal Limit is ± 5% @ 25° C

Conductivity Sensor Per DEP-SOP-001/01 FT 1200

STANDARD µmhos/cm	METER READING INITIAL	CCV (± 5%)	LOT NUMBER	EXPIRATION DATE
8,974	NM	NM	9GC039	Mar-20
2,764	2,764	2,735	9GI321	Sep-20
84	89	90	9GE1127	May-20

Standards prepared by USA Blue Book. All standards are potassium chloride solutions.

YSI Temperature Sensor Check Per DEP-SOP-001/01 FT 1400

STANDARD °C ERTCO Thermometer ± .5 °C		YSI METER TEMP READING °C LOW	HIGH	METER NUMBER	DATE PERFORMED (Quarterly)
LOW	5.80	5.82		ITS YSI #2	02/08/20
HIGH	29.40		29.43	ITS YSI #2	02/08/20
LOW	5.80	5.80		ITS YSI #4	02/08/20
HIGH	30.40		30.40	ITS YSI #4	02/08/20

Thermometer is N.I.S.T. certified and manufactured by ERTCO, S/N 2206. YSI is checked against ERTCO once per quarter

Fluke Infrared Thermoneter S.N. 1370781 | Certified By Aqua Pure Once Per Year 1/25/19 | +0.1°C

HF SCIENTIFIC DRT-15CE TURBIDITY METER - MODEL # 19057 DRT - 15CE Per DEP-SOP-001/01 FT 1600 ITSNTU # 1

STANDARD (ntu)	METER READING INITIAL	CCV	CCV Acceptance % of standard value	
1000	NM	NM	± 5.0%	
100	100	100	± 6.5%	
10	10	10	± 10%	
0.02	.02	.02	± 10%	

Nephelometric Turbidity Unit (NTU) Standards are prepared by Primetime, Set# 39071, Lot# 80516 EXP: May / 2020. 10 standard Lot # 90102 Exp: Jan 2021. 100 standard Lot# 90104 Exp: 2021

HACH POCKET COLORIMETER II S/N 06070D052733

STANDARD ID	BLANK	1	2	3
MFGR VALUE mg/L	0.00	.21	0.90	1.61
VERIFIED VALUE mg/L	0.00	.19	.93	1.59
CCV METER mg/L (± 10%)	NM	NM	NM	NM

Standard is HACH DPD Chlorine LR secondary GEL Standard. Lot A5318 Verified 03/02/20

Remarks:

Weather Conditions: sunny slight breeze 80°F

Equipment Blank with D.I. water

Zephyrhills brand Lot #021820049WF2331226BB

Exp Date 08/31/21

Equipment Blank Collected @

Notes: **NA** - **N**ot **A**pplicable, **NM** - **N**ot **M**easured, **ICV** - **I**nitial **C**alibration **V**erification, **CCV** - **C**ontinuing **C**alibration **V**erification Revision 8.70 3/09/2020 calibration standard update

All equipment used to obtain data at this site is owned, operated, and maintained by Ideal Tech Services Inc., unless otherwise noted. All equipment was purchased new from the manufacturers or authorized distributors. Preventative maintenance will be performed at the intervals specified by the manufacturer of each piece of equipment, or when equipment calibration results are out of tolerance. Equipment maintenance logs will be maintained by Ideal Tech Services Inc.

COPY TO: John Arnold, P.E.

SIGNED:

Chris Monaco or Louis Contento

CALIBRATION LOG

ITS Work Order Number: ARM-ELF-61-032320

CLIENT: Angelo's Recycled Materials
ADDRESS: 41111 Enterprise Road
CITY, STATE: Dade City, FL 33525-1539
INITIAL CAL DATE @ TIME: 3/23/20 @ 0820

Site: Angelo's Recycled Materials / Enterprise
CCV CALIBRATION DATE @ TIME: 3/25/20 @ 0705

YSI Multi Parameter Meter: YSI-PRO+ ITS #4

pH Sensor Per DEP-SOP-001/01 FT 1100

STANDARD Standard Units	METER READING INITIAL	ICV (± 0.2 SU)	CCV (± 0.2 SU)	LOT NUMBER	EXP DATE
4.005	3.99	3.99	4.04	CC641962	Sep-21
7.000	7.00	7.00	6.97	CC630456	Jul-21
10.012	10.01	10.01	10.03	CC596051	Dec-20
Liquid Temp °C	24.2	24.5	23.8	Standards prepared by USA Blue Book	

Dissolved Oxygen Sensor Per DEP-SOP-001/01 FT 1500

Initial Calibration and CCV Daily for D.O. Date: 3/24/20

STANDARD (mg/L)	METER READING INITIAL	CCV (± 0.3 mg/L)	LOT NUMBER	EXPIRATION DATE
Barometer mm/Hg	762.0	759.6	No CCV Limit	
0.00	.05	.04	9GL483	Dec-20
Ambient Air Temperature				
22.8 °C	8.63			
27.6 °C		7.86		

Zero D.O. standard is Sodium Sulfite, Cobalt Chloride Hexahydrate, Water prepared by USA Blue Book. Limit is ± 0.3 mg/L of theoretical value (see Table FT 1500-1)

Start: 3/24/20 **ORP Sensor Per DEP-SOP-001/01 FT 2100** **End: 3/24/20**

STANDARD (mV)	METER READING INITIAL	CCV	LOT NUMBER	EXPIRATION DATE
200	200.0	199.2	9GE744	Feb-20
400	400.0	399.8	9GC215	Mar-20

Standard is ORP solution, prepared by USA Blue Book. Cal Limit is ± 5% @ 25° C

Conductivity Sensor Per DEP-SOP-001/01 FT 1200

STANDARD µmhos/cm	METER READING INITIAL	CCV (± 5%)	LOT NUMBER	EXPIRATION DATE
8,974	NM	NM	9GC039	Mar-20
2,764	2,764	2,755	9GI321	Sep-20
84	89	92	9GE1127	May-20

Standards prepared by USA Blue Book. All standards are potassium chloride solutions.

YSI Temperature Sensor Check Per DEP-SOP-001/01 FT 1400

STANDARD °C ERTCO Thermometer ± .5 °C		YSI METER TEMP READING °C LOW	HIGH	METER NUMBER	DATE PERFORMED (Quarterly)
LOW	5.80	5.82		ITS YSI #2	02/08/20
HIGH	29.40		29.43	ITS YSI #2	02/08/20
LOW	5.80	5.80		ITS YSI #4	02/08/20
HIGH	30.40		30.40	ITS YSI #4	02/08/20

Thermometer is N.I.S.T. certified and manufactured by ERTCO, S/N 2206. YSI is checked against ERTCO once per quarter

Fluke Infrared Thermoneter S.N. 1370781 | Certified By Aqua Pure Once Per Year 1/25/19 | +0.1°C

HF SCIENTIFIC DRT-15CE TURBIDITY METER - MODEL # 19057 DRT - 15CE
Per DEP-SOP-001/01 FT 1600 ITSNTU # 1

STANDARD (ntu)	METER READING INITIAL	CCV	CCV Acceptance % of standard value	
1000	NM	NM	± 5.0%	
100	100	100	± 6.5%	
10	10	10	± 10%	
0.02	.02	.02	± 10%	

Nephelometric Turbidity Unit (NTU) Standards are prepared by Primetime, Set# 39071, Lot# 80516 EXP: May / 2020. 10 standard Lot # 90102 Exp: Jan 2021. 100 standard Lot# 90104 Exp: 2021

HACH POCKET COLORIMETER II S/N 06070D052733

STANDARD ID	BLANK	1	2	3
MFGR VALUE mg/L	0.00	.21	0.90	1.61
VERIFIED VALUE mg/L	0.00	.19	.93	1.59
CCV METER mg/L (± 10%)	NM	NM	NM	NM

Standard is HACH DPD Chlorine LR secondary GEL Standard. Lot A5318 Verified 03/02/20

Remarks:

Weather Conditions: partly cloudy windy 85°F

Equipment Blank with D.I. water
Zephyrhills brand Lot #021820049WF2331226BB
Exp Date 08/31/21
Equipment Blank Collected @ 1108

Notes: **NA** - **N**ot **A**pplicable, **NM** - **N**ot **M**easured, **ICV** - **I**nitial **C**alibration **V**erification, **CCV** - **C**ontinuing **C**alibration **V**erification Revision 8.70 3/09/2020 calibration standard update

All equipment used to obtain data at this site is owned, operated, and maintained by Ideal Tech Services Inc., unless otherwise noted. All equipment was purchased new from the manufacturers or authorized distributors. Preventative maintenance will be performed at the intervals specified by the manufacturer of each piece of equipment, or when equipment calibration results are out of tolerance. Equipment maintenance logs will be maintained by Ideal Tech Services Inc.

COPY TO: John Arnold, P.E.

SIGNED:
Chris Monaco or Louis Contento

GROUNDWATER DATA FIRST SEMIANNUAL 2020

WELL NAME	CONTOUR MAP	TIME OF SAMPLING
	STATIC DEPTH TO WATER	DEPTH TO WATER
	(FT)	(FT)
MW-1A	DRY	NA
BW-1A	52.32	NS
MW-1B	104.50	NA
BW-1B	53.07	
MW-4	19.94	NS
MW-4B	27.53	
MW-5AR	20.74	NS
MW-5BR	25.40	
MW-6	28.20	NS
MW-6B	28.66	
MW-7A	30.99	
MW-7BR	33.48	
MW-8	35.33	NS
MW-8B	38.67	
MW-9	29.47	NS
MW-9B	39.75	
MW-10	37.23	NS
MW-10B	39.99	
MW-11	34.29	NA
MW-11B	36.37	NA
MW-12A	cannot read	NA
MW-12B	51.79	NA
MW-18B	83.07	
MW-19A	59.03	
MW-20B	57.33	
MW-21A	23.26	
MW-22A	26.66	
MW-22B	27.14	
MW-23B	26.70	
MW-24A	25.04	
MW-24B	25.45	
P-6	33.30	NA
P-8	65.66	NA
P-10	62.95	NA
P-11	59.52	NA
SUPPLY WELL	NM	NM
IW-1	14.78	
IW-2	21.18	NS
IW-3	26.58	NS

NA = Not Applicable NM = Not Measured NS = Not Sampled

Attachment 5
Laboratory Reports

ENCO Laboratories

Accurate. Timely. Responsive. Innovative.

10775 Central Port Drive
Orlando FL, 32824
Phone: 407.826.5314 FAX: 407.850.6945

Tuesday, March 31, 2020
Angelo's Recycled Materials (AN010)
Attn: Walker Wrenn
41111 Enterprise Road
Dade City, FL 33525

RE: Laboratory Results for
Project Number: 87895, Project Name/Desc: ENTERPRISE LF & RECYC (FKA SID LARKIN & SON, INC.)
ENCO Workorder(s): AD01601

Dear Walker Wrenn,

Enclosed is a copy of your laboratory report for test samples received by our laboratory on Tuesday, March 24, 2020.

Unless otherwise noted in an attached project narrative, all samples were received in acceptable condition and processed in accordance with the referenced methods/procedures. Results for these procedures apply only to the samples as submitted.

The analytical results contained in this report are in compliance with NELAC standards, except as noted in the project narrative if applicable. This report shall not be reproduced except in full, without the written approval of the Laboratory.

This report contains only those analyses performed by Environmental Conservation Laboratories. Unless otherwise noted, all analyses were performed at ENCO Orlando. Data from outside organizations will be reported under separate cover.

If you have any questions or require further information, please do not hesitate to contact me.

Sincerely,

Carlene S. Pasipanki

Carlene S Pasipanki

Project Manager

Enclosure(s)

www.encolabs.com

SAMPLE SUMMARY/LABORATORY CHRONICLE

Client ID: MW-19A | **Lab ID: AD01601-01** | **Sampled: 03/23/20 10:33** | **Received: 03/24/20 13:15**

Parameter	Preparation	Hold Date/Time(s)				Prep Date/Time(s)		Analysis Date/Time(s)
EPA 300.0	NA	03/25/20	10:33			03/24/20	15:55	03/24/20 20:36
EPA 300.0	NA	04/20/20				03/24/20	15:55	03/24/20 20:36
EPA 350.1	Same	04/20/20				03/26/20	08:49	03/26/20 13:58
EPA 6020B	EPA 3005A	09/19/20				03/25/20	09:02	03/26/20 10:39
EPA 7470A	EPA 7470A	04/20/20				03/25/20	10:48	03/26/20 09:29
EPA 8011	EPA 504/8011	04/06/20				03/27/20	08:45	03/27/20 10:54
EPA 8260D	EPA 5030B_MS	04/06/20				03/26/20	00:00	03/26/20 13:32
Field	NO PREP	03/23/20	10:47			03/23/20	10:33	03/23/20 10:33
Field	NO PREP	03/24/20	10:33	03/24/20	10:33	03/23/20	10:33	03/23/20 10:33
Field	NO PREP	03/25/20	10:33			03/23/20	10:33	03/23/20 10:33
SM 2540C-2011	NO PREP	03/30/20				03/25/20	11:28	03/26/20 14:06

Client ID: MW-18B | **Lab ID: AD01601-02** | **Sampled: 03/23/20 11:14** | **Received: 03/24/20 13:15**

Parameter	Preparation	Hold Date/Time(s)				Prep Date/Time(s)		Analysis Date/Time(s)
EPA 300.0	NA	03/25/20	11:14			03/24/20	15:55	03/24/20 20:52
EPA 300.0	NA	04/20/20				03/24/20	15:55	03/24/20 20:52
EPA 350.1	Same	04/20/20				03/26/20	08:49	03/26/20 14:08
EPA 6020B	EPA 3005A	09/19/20				03/25/20	09:02	03/26/20 11:53
EPA 7470A	EPA 7470A	04/20/20				03/25/20	10:48	03/26/20 09:32
EPA 8011	EPA 504/8011	04/06/20				03/27/20	08:45	03/27/20 11:10
EPA 8260D	EPA 5030B_MS	04/06/20				03/26/20	00:00	03/26/20 14:01
Field	NO PREP	03/23/20	11:28			03/23/20	11:14	03/23/20 11:14
Field	NO PREP	03/24/20	11:14	03/24/20	11:14	03/23/20	11:14	03/23/20 11:14
Field	NO PREP	03/25/20	11:14			03/23/20	11:14	03/23/20 11:14
SM 2540C-2011	NO PREP	03/30/20				03/25/20	11:28	03/26/20 14:06

Client ID: MW-20B | **Lab ID: AD01601-03** | **Sampled: 03/23/20 12:18** | **Received: 03/24/20 13:15**

Parameter	Preparation	Hold Date/Time(s)				Prep Date/Time(s)		Analysis Date/Time(s)
EPA 300.0	NA	03/25/20	12:18			03/24/20	15:55	03/24/20 20:20
EPA 300.0	NA	04/20/20				03/24/20	15:55	03/24/20 20:20
EPA 350.1	Same	04/20/20				03/26/20	08:49	03/26/20 14:09
EPA 6020B	EPA 3005A	09/19/20				03/25/20	09:02	03/26/20 11:57
EPA 7470A	EPA 7470A	04/20/20				03/25/20	10:48	03/26/20 09:35
EPA 8011	EPA 504/8011	04/06/20				03/27/20	08:45	03/27/20 11:26
EPA 8260D	EPA 5030B_MS	04/06/20				03/26/20	00:00	03/26/20 14:30
Field	NO PREP	03/23/20	12:32			03/23/20	12:18	03/23/20 12:18
Field	NO PREP	03/24/20	12:18	03/24/20	12:18	03/23/20	12:18	03/23/20 12:18
Field	NO PREP	03/25/20	12:18			03/23/20	12:18	03/23/20 12:18
SM 2540C-2011	NO PREP	03/30/20				03/25/20	11:28	03/26/20 14:06

Client ID: MW-20B | **Lab ID: AD01601-03RE1** | **Sampled: 03/23/20 12:18** | **Received: 03/24/20 13:15**

Parameter	Preparation	Hold Date/Time(s)	Prep Date/Time(s)	Analysis Date/Time(s)
EPA 6020B	EPA 3005A	09/19/20	03/25/20 09:02	03/26/20 12:49

This report relates only to the sample as received by the laboratory, and may only be reproduced in full.

www.encolabs.com

SAMPLE SUMMARY/LABORATORY CHRONICLE

Client ID: MW-10B | **Lab ID: AD01601-04** | **Sampled: 03/23/20 12:55** | **Received: 03/24/20 13:15**

Parameter	Preparation	Hold Date/Time(s)				Prep Date/Time(s)		Analysis Date/Time(s)
EPA 300.0	NA	03/25/20	12:55			03/24/20	15:55	03/24/20 21:08
EPA 300.0	NA	04/20/20				03/24/20	15:55	03/24/20 21:08
EPA 350.1	Same	04/20/20				03/26/20	08:49	03/26/20 14:10
EPA 6020B	EPA 3005A	09/19/20				03/25/20	09:02	03/26/20 12:01
EPA 7470A	EPA 7470A	04/20/20				03/25/20	10:48	03/26/20 10:06
EPA 8011	EPA 504/8011	04/06/20				03/27/20	08:45	03/27/20 13:02
EPA 8260D	EPA 5030B_MS	04/06/20				03/26/20	00:00	03/26/20 14:59
Field	NO PREP	03/23/20	13:09			03/23/20	12:55	03/23/20 12:55
Field	NO PREP	03/24/20	12:55	03/24/20	12:55	03/23/20	12:55	03/23/20 12:55
Field	NO PREP	03/25/20	12:55			03/23/20	12:55	03/23/20 12:55
SM 2540C-2011	NO PREP	03/30/20				03/25/20	11:28	03/26/20 14:06

Client ID: MW-9B | **Lab ID: AD01601-05** | **Sampled: 03/23/20 13:24** | **Received: 03/24/20 13:15**

Parameter	Preparation	Hold Date/Time(s)				Prep Date/Time(s)		Analysis Date/Time(s)
EPA 300.0	NA	03/25/20	13:24			03/24/20	15:55	03/24/20 21:24
EPA 300.0	NA	04/20/20				03/24/20	15:55	03/24/20 21:24
EPA 350.1	Same	04/20/20				03/26/20	08:49	03/26/20 14:11
EPA 6020B	EPA 3005A	09/19/20				03/25/20	09:02	03/26/20 12:05
EPA 7470A	EPA 7470A	04/20/20				03/25/20	10:48	03/26/20 10:09
EPA 8011	EPA 504/8011	04/06/20				03/27/20	08:45	03/27/20 13:18
EPA 8260D	EPA 5030B_MS	04/06/20				03/26/20	00:00	03/26/20 15:28
Field	NO PREP	03/23/20	13:38			03/23/20	13:24	03/23/20 13:24
Field	NO PREP	03/24/20	13:24	03/24/20	13:24	03/23/20	13:24	03/23/20 13:24
Field	NO PREP	03/25/20	13:24			03/23/20	13:24	03/23/20 13:24
SM 2540C-2011	NO PREP	03/30/20				03/25/20	11:28	03/26/20 14:06

Client ID: MW-8B | **Lab ID: AD01601-06** | **Sampled: 03/23/20 14:02** | **Received: 03/24/20 13:15**

Parameter	Preparation	Hold Date/Time(s)				Prep Date/Time(s)		Analysis Date/Time(s)
EPA 300.0	NA	03/25/20	14:02			03/24/20	15:55	03/24/20 21:40
EPA 300.0	NA	04/20/20				03/24/20	15:55	03/24/20 21:40
EPA 350.1	Same	04/20/20				03/26/20	08:49	03/26/20 14:12
EPA 6020B	EPA 3005A	09/19/20				03/25/20	09:02	03/26/20 12:13
EPA 7470A	EPA 7470A	04/20/20				03/25/20	10:48	03/26/20 10:24
EPA 8011	EPA 504/8011	04/06/20				03/27/20	08:45	03/27/20 13:34
EPA 8260D	EPA 5030B_MS	04/06/20				03/26/20	00:00	03/26/20 15:57
Field	NO PREP	03/23/20	14:16			03/23/20	14:02	03/23/20 14:02
Field	NO PREP	03/24/20	14:02	03/24/20	14:02	03/23/20	14:02	03/23/20 14:02
Field	NO PREP	03/25/20	14:02			03/23/20	14:02	03/23/20 14:02
SM 2540C-2011	NO PREP	03/30/20				03/25/20	11:28	03/26/20 14:06

Client ID: MW-7BR | **Lab ID: AD01601-07** | **Sampled: 03/23/20 14:40** | **Received: 03/24/20 13:15**

Parameter	Preparation	Hold Date/Time(s)				Prep Date/Time(s)		Analysis Date/Time(s)
EPA 300.0	NA	03/25/20	14:40			03/24/20	15:55	03/24/20 22:28
EPA 350.1	Same	04/20/20				03/26/20	08:49	03/26/20 14:13
EPA 6020B	EPA 3005A	09/19/20				03/25/20	09:02	03/26/20 12:17
EPA 7470A	EPA 7470A	04/20/20				03/25/20	10:48	03/26/20 10:12
EPA 8011	EPA 504/8011	04/06/20				03/27/20	08:45	03/27/20 13:50
EPA 8260D	EPA 5030B_MS	04/06/20				03/26/20	00:00	03/26/20 16:26
Field	NO PREP	03/23/20	14:54			03/23/20	14:40	03/23/20 14:40
Field	NO PREP	03/24/20	14:40	03/24/20	14:40	03/23/20	14:40	03/23/20 14:40
Field	NO PREP	03/25/20	14:40			03/23/20	14:40	03/23/20 14:40
SM 2540C-2011	NO PREP	03/30/20				03/25/20	11:28	03/26/20 14:06

This report relates only to the sample as received by the laboratory, and may only be reproduced in full.

www.encolabs.com

SAMPLE SUMMARY/LABORATORY CHRONICLE

Client ID: MW-7BR | **Lab ID: AD01601-07RE1** | **Sampled: 03/23/20 14:40** | **Received: 03/24/20 13:15**

Parameter	Preparation	Hold Date/Time(s)				Prep Date/Time(s)		Analysis Date/Time(s)
EPA 300.0	NA	03/25/20	14:40			03/24/20	15:55	03/26/20 18:00
EPA 300.0	NA	04/20/20				03/24/20	15:55	03/26/20 18:00

Client ID: MW-7A | **Lab ID: AD01601-08** | **Sampled: 03/23/20 15:28** | **Received: 03/24/20 13:15**

Parameter	Preparation	Hold Date/Time(s)				Prep Date/Time(s)		Analysis Date/Time(s)
EPA 300.0	NA	03/25/20	15:28			03/24/20	15:55	03/24/20 23:17
EPA 350.1	Same	04/20/20				03/26/20	08:49	03/26/20 14:15
EPA 6020B	EPA 3005A	09/19/20				03/25/20	09:02	03/26/20 12:21
EPA 7470A	EPA 7470A	04/20/20				03/25/20	10:48	03/26/20 10:27
EPA 8011	EPA 504/8011	04/06/20				03/27/20	08:45	03/27/20 15:52
EPA 8260D	EPA 5030B_MS	04/06/20				03/26/20	00:00	03/26/20 16:55
Field	NO PREP	03/23/20	15:42			03/23/20	15:28	03/23/20 15:28
Field	NO PREP	03/24/20	15:28	03/24/20	15:28	03/23/20	15:28	03/23/20 15:28
Field	NO PREP	03/25/20	15:28			03/23/20	15:28	03/23/20 15:28
SM 2540C-2011	NO PREP	03/30/20				03/25/20	11:28	03/26/20 14:06

Client ID: MW-7A | **Lab ID: AD01601-08RE1** | **Sampled: 03/23/20 15:28** | **Received: 03/24/20 13:15**

Parameter	Preparation	Hold Date/Time(s)				Prep Date/Time(s)		Analysis Date/Time(s)
EPA 300.0	NA	03/25/20	15:28			03/24/20	15:55	03/26/20 18:16
EPA 300.0	NA	04/20/20				03/24/20	15:55	03/26/20 18:16

Client ID: MW-6B | **Lab ID: AD01601-09** | **Sampled: 03/23/20 16:21** | **Received: 03/24/20 13:15**

Parameter	Preparation	Hold Date/Time(s)				Prep Date/Time(s)		Analysis Date/Time(s)
EPA 300.0	NA	03/25/20	16:21			03/24/20	15:55	03/24/20 22:45
EPA 350.1	Same	04/20/20				03/26/20	08:49	03/26/20 14:18
EPA 6020B	EPA 3005A	09/19/20				03/25/20	09:02	03/26/20 12:25
EPA 7470A	EPA 7470A	04/20/20				03/25/20	10:48	03/26/20 09:17
EPA 8011	EPA 504/8011	04/06/20				03/27/20	08:45	03/27/20 16:08
EPA 8260D	EPA 5030B_MS	04/06/20				03/26/20	00:00	03/26/20 17:24
Field	NO PREP	03/23/20	16:35			03/23/20	16:21	03/23/20 16:21
Field	NO PREP	03/24/20	16:21	03/24/20	16:21	03/23/20	16:21	03/23/20 16:21
Field	NO PREP	03/25/20	16:21			03/23/20	16:21	03/23/20 16:21
SM 2540C-2011	NO PREP	03/30/20				03/25/20	11:28	03/26/20 14:06

Client ID: MW-6B | **Lab ID: AD01601-09RE1** | **Sampled: 03/23/20 16:21** | **Received: 03/24/20 13:15**

Parameter	Preparation	Hold Date/Time(s)				Prep Date/Time(s)		Analysis Date/Time(s)
EPA 300.0	NA	03/25/20	16:21			03/24/20	15:55	03/26/20 18:32
EPA 300.0	NA	04/20/20				03/24/20	15:55	03/26/20 18:32

Client ID: Supply Well | **Lab ID: AD01601-10** | **Sampled: 03/23/20 16:46** | **Received: 03/24/20 13:15**

Parameter	Preparation	Hold Date/Time(s)				Prep Date/Time(s)		Analysis Date/Time(s)
EPA 300.0	NA	03/25/20	16:46			03/24/20	15:55	03/24/20 23:01
EPA 350.1	Same	04/20/20				03/26/20	08:49	03/26/20 14:19
EPA 6020B	EPA 3005A	09/19/20				03/25/20	09:02	03/26/20 12:53
EPA 7470A	EPA 7470A	04/20/20				03/25/20	10:48	03/26/20 09:26
EPA 8011	EPA 504/8011	04/06/20				03/27/20	08:45	03/27/20 16:24
EPA 8260D	EPA 5030B_MS	04/06/20				03/26/20	00:00	03/26/20 17:53
Field	NO PREP	03/23/20	17:00			03/23/20	16:46	03/23/20 16:46
Field	NO PREP	03/24/20	16:46	03/24/20	16:46	03/23/20	16:46	03/23/20 16:46
Field	NO PREP	03/25/20	16:46			03/23/20	16:46	03/23/20 16:46
SM 2540C-2011	NO PREP	03/30/20				03/25/20	11:28	03/26/20 14:06

This report relates only to the sample as received by the laboratory, and may only be reproduced in full.

www.encolabs.com

SAMPLE SUMMARY/LABORATORY CHRONICLE

Client ID: Supply Well | **Lab ID: AD01601-10RE1** | **Sampled: 03/23/20 16:46** | **Received: 03/24/20 13:15**

Parameter	Preparation	Hold Date/Time(s)	Prep Date/Time(s)	Analysis Date/Time(s)
EPA 300.0	NA	03/25/20 16:46	03/24/20 15:55	03/26/20 18:49
EPA 300.0	NA	04/20/20	03/24/20 15:55	03/26/20 18:49

Client ID: TRIP BLANK 1 | **Lab ID: AD01601-11** | **Sampled: 03/23/20 00:00** | **Received: 03/24/20 13:15**

Parameter	Preparation	Hold Date/Time(s)	Prep Date/Time(s)	Analysis Date/Time(s)
EPA 8260D	EPA 5030B_MS	04/06/20	03/26/20 00:00	03/26/20 18:22

This report relates only to the sample as received by the laboratory, and may only be reproduced in full.

SAMPLE DETECTION SUMMARY

Client ID: MW-19A **Lab ID: AD01601-01**

Analyte	Results	Flag	MDL	PQL	Units	Method	Notes
Cadmium - Total	1.03	I	0.500	3.00	ug/L	EPA 6020B	
Chloride	95		0.29	5.0	mg/L	EPA 300.0	
Cobalt - Total	8.31	I	5.00	10.0	ug/L	EPA 6020B	
Depth to Water	59.03				Ft	Field	
Dissolved Oxygen	3.33		0	0	mg/L	Field	
Iron - Total	149	V	25.0	50.0	ug/L	EPA 6020B	
Mercury - Total	0.0261	I	0.0230	0.200	ug/L	EPA 7470A	
Nitrate as N	15		0.052	1.0	mg/L	EPA 300.0	
Oxidation/Reduction Potential	325.5		-999	-999	mV	Field	
pH	4.61				pH Units	Field	
Sodium - Total	14.7		0.320	1.00	mg/L	EPA 6020B	
Specific Conductance (EC)	493.9		0	0	umhos/cm	Field	
Temperature	25.3		0	0	°C	Field	
Total Dissolved Solids	390		10	10	mg/L	SM 2540C-2011	
Turbidity	11.6		0	0	NTU	Field	
Water Elevation	87.85				Ft	Field	

Client ID: MW-18B **Lab ID: AD01601-02**

Analyte	Results	Flag	MDL	PQL	Units	Method	Notes
Ammonia as N	0.22		0.0098	0.020	mg/L	EPA 350.1	
Chloride	13		0.29	5.0	mg/L	EPA 300.0	
Depth to Water	83.07				Ft	Field	
Dissolved Oxygen	0.16		0	0	mg/L	Field	
Iron - Total	672	V	25.0	50.0	ug/L	EPA 6020B	
Nickel - Total	14.2		5.00	10.0	ug/L	EPA 6020B	
pH	6.61				pH Units	Field	
Sodium - Total	7.71		0.320	1.00	mg/L	EPA 6020B	
Specific Conductance (EC)	718		0	0	umhos/cm	Field	
Temperature	27.3		0	0	°C	Field	
Total Dissolved Solids	410		10	10	mg/L	SM 2540C-2011	
Turbidity	1.8		0	0	NTU	Field	
Water Elevation	69.51				Ft	Field	

Client ID: MW-20B **Lab ID: AD01601-03**

Analyte	Results	Flag	MDL	PQL	Units	Method	Notes
Chloride	12		0.29	5.0	mg/L	EPA 300.0	
Chromium - Total	14.6		5.00	10.0	ug/L	EPA 6020B	
Depth to Water	57.33				Ft	Field	
Dissolved Oxygen	4.41		0	0	mg/L	Field	
Nitrate as N	2.4		0.052	1.0	mg/L	EPA 300.0	
Oxidation/Reduction Potential	67.1		-999	-999	mV	Field	
pH	7.44				pH Units	Field	
Sodium - Total	6.48		0.320	1.00	mg/L	EPA 6020B	
Specific Conductance (EC)	314.2		0	0	umhos/cm	Field	
Temperature	25.2		0	0	°C	Field	
Total Dissolved Solids	190		10	10	mg/L	SM 2540C-2011	
Turbidity	13		0	0	NTU	Field	
Water Elevation	69.53				Ft	Field	

Client ID: MW-20B **Lab ID: AD01601-03RE1**

Analyte	Results	Flag	MDL	PQL	Units	Method	Notes
Iron - Total	227	V	25.0	50.0	ug/L	EPA 6020B	

This report relates only to the sample as received by the laboratory, and may only be reproduced in full.

SAMPLE DETECTION SUMMARY

Client ID: MW-10B **Lab ID: AD01601-04**

Analyte	Results	Flag	MDL	PQL	Units	Method	Notes
Chloride	7.9		0.29	5.0	mg/L	EPA 300.0	
Depth to Water	39.99				Ft	Field	
Dissolved Oxygen	0.04		0	0	mg/L	Field	
Iron - Total	50.3	V	25.0	50.0	ug/L	EPA 6020B	
Mercury - Total	0.164	I	0.0230	0.200	ug/L	EPA 7470A	
Nitrate as N	3.1		0.052	1.0	mg/L	EPA 300.0	
pH	6.5				pH Units	Field	
Sodium - Total	6.00		0.320	1.00	mg/L	EPA 6020B	
Specific Conductance (EC)	383.4		0	0	umhos/cm	Field	
Temperature	26.3		0	0	°C	Field	
Total Dissolved Solids	250		10	10	mg/L	SM 2540C-2011	
Turbidity	0.5		0	0	NTU	Field	
Water Elevation	70.01				Ft	Field	

Client ID: MW-9B **Lab ID: AD01601-05**

Analyte	Results	Flag	MDL	PQL	Units	Method	Notes
Chloride	7.2		0.29	5.0	mg/L	EPA 300.0	
Depth to Water	39.75				Ft	Field	
Dissolved Oxygen	1.57		0	0	mg/L	Field	
Iron - Total	32.1	IV	25.0	50.0	ug/L	EPA 6020B	
Nitrate as N	3.8		0.052	1.0	mg/L	EPA 300.0	
Oxidation/Reduction Potential	81.8		-999	-999	mV	Field	
pH	6.9				pH Units	Field	
Sodium - Total	5.61		0.320	1.00	mg/L	EPA 6020B	
Specific Conductance (EC)	505		0	0	umhos/cm	Field	
Temperature	27.3		0	0	°C	Field	
Total Dissolved Solids	300		10	10	mg/L	SM 2540C-2011	
Turbidity	2.8		0	0	NTU	Field	
Water Elevation	70				Ft	Field	

Client ID: MW-8B **Lab ID: AD01601-06**

Analyte	Results	Flag	MDL	PQL	Units	Method	Notes
Ammonia as N	1.7		0.0098	0.020	mg/L	EPA 350.1	
Barium - Total	71.9	I	50.0	100	ug/L	EPA 6020B	
Chloride	17		0.29	5.0	mg/L	EPA 300.0	
Depth to Water	38.67				Ft	Field	
Dissolved Oxygen	0.03		0	0	mg/L	Field	
Iron - Total	4500	V	25.0	50.0	ug/L	EPA 6020B	
pH	6.71				pH Units	Field	
Sodium - Total	12.6		0.320	1.00	mg/L	EPA 6020B	
Specific Conductance (EC)	635		0	0	umhos/cm	Field	
Temperature	27.4		0	0	°C	Field	
Total Dissolved Solids	310		10	10	mg/L	SM 2540C-2011	
Turbidity	0.5		0	0	NTU	Field	
Water Elevation	69.85				Ft	Field	

This report relates only to the sample as received by the laboratory, and may only be reproduced in full.

SAMPLE DETECTION SUMMARY

Client ID: MW-7BR **Lab ID: AD01601-07**

Analyte	Results	Flag	MDL	PQL	Units	Method	Notes
Depth to Water	33.48				Ft	Field	
Dissolved Oxygen	0.87		0	0	mg/L	Field	
Iron - Total	29.1	IV	25.0	50.0	ug/L	EPA 6020B	
Nitrate as N	0.75	I	0.052	1.0	mg/L	EPA 300.0	QH-02
Oxidation/Reduction Potential	48.8		-999	-999	mV	Field	
pH	7.37				pH Units	Field	
Sodium - Total	3.72		0.320	1.00	mg/L	EPA 6020B	
Specific Conductance (EC)	308.4		0	0	umhos/cm	Field	
Temperature	25.5		0	0	°C	Field	
Total Dissolved Solids	170		10	10	mg/L	SM 2540C-2011	
Turbidity	4.5		0	0	NTU	Field	
Vanadium - Total	7.26	I	5.00	10.0	ug/L	EPA 6020B	
Water Elevation	69.79				Ft	Field	

Client ID: MW-7BR **Lab ID: AD01601-07RE1**

Analyte	Results	Flag	MDL	PQL	Units	Method	Notes
Chloride	4.5	I	0.29	5.0	mg/L	EPA 300.0	
Nitrate as N	0.77	I	0.052	1.0	mg/L	EPA 300.0	QH-02

Client ID: MW-7A **Lab ID: AD01601-08**

Analyte	Results	Flag	MDL	PQL	Units	Method	Notes
Ammonia as N	0.13		0.0098	0.020	mg/L	EPA 350.1	
Cadmium - Total	0.872	I	0.500	3.00	ug/L	EPA 6020B	
Depth to Water	30.99				Ft	Field	
Dissolved Oxygen	0.31		0	0	mg/L	Field	
Iron - Total	6040	V	25.0	50.0	ug/L	EPA 6020B	
Mercury - Total	0.112	I	0.0230	0.200	ug/L	EPA 7470A	
Oxidation/Reduction Potential	137.2		-999	-999	mV	Field	
pH	5.11				pH Units	Field	
Sodium - Total	9.40		0.320	1.00	mg/L	EPA 6020B	
Specific Conductance (EC)	279.4		0	0	umhos/cm	Field	
Temperature	26.9		0	0	°C	Field	
Total Dissolved Solids	180		10	10	mg/L	SM 2540C-2011	
Turbidity	15.8		0	0	NTU	Field	
Water Elevation	69.73				Ft	Field	

Client ID: MW-7A **Lab ID: AD01601-08RE1**

Analyte	Results	Flag	MDL	PQL	Units	Method	Notes
Chloride	10		0.29	5.0	mg/L	EPA 300.0	

Client ID: MW-6B **Lab ID: AD01601-09**

Analyte	Results	Flag	MDL	PQL	Units	Method	Notes
Depth to Water	28.66				Ft	Field	
Dissolved Oxygen	1.26		0	0	mg/L	Field	
Nitrate as N	0.84	I	0.052	1.0	mg/L	EPA 300.0	QH-02
Oxidation/Reduction Potential	77.9		-999	-999	mV	Field	
pH	7.13				pH Units	Field	
Sodium - Total	3.80		0.320	1.00	mg/L	EPA 6020B	
Specific Conductance (EC)	348.8		0	0	umhos/cm	Field	
Temperature	25.2		0	0	°C	Field	
Total Dissolved Solids	210		10	10	mg/L	SM 2540C-2011	
Turbidity	0.6		0	0	NTU	Field	
Vanadium - Total	5.57	I	5.00	10.0	ug/L	EPA 6020B	
Water Elevation	60.44				Ft	Field	

Client ID: MW-6B **Lab ID: AD01601-09RE1**

Analyte	Results	Flag	MDL	PQL	Units	Method	Notes
Chloride	5.7		0.29	5.0	mg/L	EPA 300.0	
Nitrate as N	0.81	I	0.052	1.0	mg/L	EPA 300.0	QH-02

This report relates only to the sample as received by the laboratory, and may only be reproduced in full.

SAMPLE DETECTION SUMMARY

Client ID: Supply Well **Lab ID:** AD01601-10

Analyte	Results	Flag	MDL	PQL	Units	Method	Notes
Ammonia as N	0.65		0.0098	0.020	mg/L	EPA 350.1	
Dissolved Oxygen	0.03		0	0	mg/L	Field	
Iron - Total	193	V	25.0	50.0	ug/L	EPA 6020B	
Nitrate as N	0.81	I	0.052	1.0	mg/L	EPA 300.0	QH-02
pH	7				pH Units	Field	
Sodium - Total	7.95		0.320	1.00	mg/L	EPA 6020B	
Specific Conductance (EC)	430.4		0	0	umhos/cm	Field	
Temperature	24.9		0	0	°C	Field	
Total Dissolved Solids	250		10	10	mg/L	SM 2540C-2011	
Turbidity	1.3		0	0	NTU	Field	

Client ID: Supply Well **Lab ID:** AD01601-10RE1

Analyte	Results	Flag	MDL	PQL	Units	Method	Notes
Chloride	12		0.29	5.0	mg/L	EPA 300.0	
Nitrate as N	0.76	I	0.052	1.0	mg/L	EPA 300.0	QH-02

This report relates only to the sample as received by the laboratory, and may only be reproduced in full.

www.encolabs.com

ANALYTICAL RESULTS

Description: MW-19A
Matrix: Ground Water
Project: ENTERPRISE LF & RECYC (FKA SID LARKIN & SON, INC.)

Lab Sample ID: AD01601-01
Sampled: 03/23/20 10:33
Sampled By: Chris Monaco

Received: 03/24/20 13:15
Work Order: AD01601

Volatile Organic Compounds by GCMS

^ - ENCO Orlando certified analyte [NELAC E83182]

Analyte [CAS Number]	Results	Flag	Units	DF	MDL	PQL	Batch	Method	Analyzed	By	Notes
1,1,1,2-Tetrachloroethane [630-20-6]^	0.61	U	ug/L	1	0.61	1.0	0C26017	EPA 8260D	03/26/20 13:32	S1R	
1,1,1-Trichloroethane [71-55-6]^	0.80	U	ug/L	1	0.80	1.0	0C26017	EPA 8260D	03/26/20 13:32	S1R	
1,1,2,2-Tetrachloroethane [79-34-5]^	0.54	U	ug/L	1	0.54	1.0	0C26017	EPA 8260D	03/26/20 13:32	S1R	
1,1,2-Trichloroethane [79-00-5]^	0.76	U	ug/L	1	0.76	1.0	0C26017	EPA 8260D	03/26/20 13:32	S1R	
1,1-Dichloroethane [75-34-3]^	0.62	U	ug/L	1	0.62	1.0	0C26017	EPA 8260D	03/26/20 13:32	S1R	
1,1-Dichloroethene [75-35-4]^	0.94	U	ug/L	1	0.94	1.0	0C26017	EPA 8260D	03/26/20 13:32	S1R	
1,2,3-Trichloropropane [96-18-4]^	0.64	U	ug/L	1	0.64	1.0	0C26017	EPA 8260D	03/26/20 13:32	S1R	
1,2-Dichlorobenzene [95-50-1]^	0.73	U	ug/L	1	0.73	1.0	0C26017	EPA 8260D	03/26/20 13:32	S1R	
1,2-Dichloroethane [107-06-2]^	0.63	U	ug/L	1	0.63	1.0	0C26017	EPA 8260D	03/26/20 13:32	S1R	
1,2-Dichloropropane [78-87-5]^	0.80	U	ug/L	1	0.80	1.0	0C26017	EPA 8260D	03/26/20 13:32	S1R	
1,4-Dichlorobenzene [106-46-7]^	0.76	U	ug/L	1	0.76	1.0	0C26017	EPA 8260D	03/26/20 13:32	S1R	
2-Butanone [78-93-3]^	4.5	U	ug/L	1	4.5	5.0	0C26017	EPA 8260D	03/26/20 13:32	S1R	QM-07, QV-01
2-Hexanone [591-78-6]^	1.4	U	ug/L	1	1.4	5.0	0C26017	EPA 8260D	03/26/20 13:32	S1R	QV-01
4-Methyl-2-pentanone [108-10-1]^	0.79	U	ug/L	1	0.79	5.0	0C26017	EPA 8260D	03/26/20 13:32	S1R	QV-01
Acetone [67-64-1]^	10	U	ug/L	1	10	20	0C26017	EPA 8260D	03/26/20 13:32	S1R	QV-01
Acrylonitrile [107-13-1]^	3.2	U	ug/L	1	3.2	10	0C26017	EPA 8260D	03/26/20 13:32	S1R	QL-02, QM-19, QV-01
Benzene [71-43-2]^	0.71	U	ug/L	1	0.71	1.0	0C26017	EPA 8260D	03/26/20 13:32	S1R	
Bromochloromethane [74-97-5]^	0.94	U	ug/L	1	0.94	1.0	0C26017	EPA 8260D	03/26/20 13:32	S1R	QV-01
Bromodichloromethane [75-27-4]^	0.52	U	ug/L	1	0.52	1.0	0C26017	EPA 8260D	03/26/20 13:32	S1R	
Bromoform [75-25-2]^	0.75	U	ug/L	1	0.75	1.0	0C26017	EPA 8260D	03/26/20 13:32	S1R	
Bromomethane [74-83-9]^	0.95	U	ug/L	1	0.95	1.0	0C26017	EPA 8260D	03/26/20 13:32	S1R	
Carbon disulfide [75-15-0]^	2.6	U	ug/L	1	2.6	5.0	0C26017	EPA 8260D	03/26/20 13:32	S1R	
Carbon tetrachloride [56-23-5]^	0.94	U	ug/L	1	0.94	1.0	0C26017	EPA 8260D	03/26/20 13:32	S1R	
Chlorobenzene [108-90-7]^	0.72	U	ug/L	1	0.72	1.0	0C26017	EPA 8260D	03/26/20 13:32	S1R	
Chloroethane [75-00-3]^	0.98	U	ug/L	1	0.98	1.0	0C26017	EPA 8260D	03/26/20 13:32	S1R	
Chloroform [67-66-3]^	0.80	U	ug/L	1	0.80	1.0	0C26017	EPA 8260D	03/26/20 13:32	S1R	
Chloromethane [74-87-3]^	0.82	U	ug/L	1	0.82	1.0	0C26017	EPA 8260D	03/26/20 13:32	S1R	
cis-1,2-Dichloroethene [156-59-2]^	0.53	U	ug/L	1	0.53	1.0	0C26017	EPA 8260D	03/26/20 13:32	S1R	
cis-1,3-Dichloropropene [10061-01-5]^	0.59	U	ug/L	1	0.59	1.0	0C26017	EPA 8260D	03/26/20 13:32	S1R	
Dibromochloromethane [124-48-1]^	0.44	U	ug/L	1	0.44	1.0	0C26017	EPA 8260D	03/26/20 13:32	S1R	
Dibromomethane [74-95-3]^	0.84	U	ug/L	1	0.84	1.0	0C26017	EPA 8260D	03/26/20 13:32	S1R	
Ethylbenzene [100-41-4]^	0.69	U	ug/L	1	0.69	1.0	0C26017	EPA 8260D	03/26/20 13:32	S1R	
Iodomethane [74-88-4]^	0.72	U	ug/L	1	0.72	5.0	0C26017	EPA 8260D	03/26/20 13:32	S1R	
m,p-Xylenes [108-38-3/106-42-3]^	1.3	U	ug/L	1	1.3	2.0	0C26017	EPA 8260D	03/26/20 13:32	S1R	
Methylene chloride [75-09-2]^	2.0	U	ug/L	1	2.0	5.0	0C26017	EPA 8260D	03/26/20 13:32	S1R	
o-Xylene [95-47-6]^	0.53	U	ug/L	1	0.53	1.0	0C26017	EPA 8260D	03/26/20 13:32	S1R	
Styrene [100-42-5]^	0.61	U	ug/L	1	0.61	1.0	0C26017	EPA 8260D	03/26/20 13:32	S1R	
Tetrachloroethene [127-18-4]^	0.76	U	ug/L	1	0.76	1.0	0C26017	EPA 8260D	03/26/20 13:32	S1R	
Toluene [108-88-3]^	0.72	U	ug/L	1	0.72	1.0	0C26017	EPA 8260D	03/26/20 13:32	S1R	
trans-1,2-Dichloroethene [156-60-5]^	0.73	U	ug/L	1	0.73	1.0	0C26017	EPA 8260D	03/26/20 13:32	S1R	
trans-1,3-Dichloropropene [10061-02-6]^	0.73	U	ug/L	1	0.73	1.0	0C26017	EPA 8260D	03/26/20 13:32	S1R	
trans-1,4-Dichloro-2-butene [110-57-6]^	0.79	U	ug/L	1	0.79	1.0	0C26017	EPA 8260D	03/26/20 13:32	S1R	
Trichloroethene [79-01-6]^	0.89	U	ug/L	1	0.89	1.0	0C26017	EPA 8260D	03/26/20 13:32	S1R	
Trichlorofluoromethane [75-69-4]^	0.94	U	ug/L	1	0.94	1.0	0C26017	EPA 8260D	03/26/20 13:32	S1R	

This report relates only to the sample as received by the laboratory, and may only be reproduced in full.

www.encolabs.com

ANALYTICAL RESULTS

Description: MW-19A
Matrix: Ground Water
Project: ENTERPRISE LF & RECYC (FKA SID LARKIN & SON, INC.)

Lab Sample ID: AD01601-01
Sampled: 03/23/20 10:33
Sampled By: Chris Monaco

Received: 03/24/20 13:15
Work Order: AD01601

Volatile Organic Compounds by GCMS

^ - ENCO Orlando certified analyte [NELAC E83182]

Analyte [CAS Number]	Results	Flag	Units	DF	MDL	PQL	Batch	Method	Analyzed	By	Notes
Vinyl acetate [108-05-4]^	0.60	U	ug/L	1	0.60	5.0	0C26017	EPA 8260D	03/26/20 13:32	S1R	QL-02, QV-01
Vinyl chloride [75-01-4]^	0.71	U	ug/L	1	0.71	1.0	0C26017	EPA 8260D	03/26/20 13:32	S1R	
Xylenes (Total) [1330-20-7]^	1.3	U	ug/L	1	1.3	2.0	0C26017	EPA 8260D	03/26/20 13:32	S1R	

Surrogates	*Results*	*DF*	*Spike Lvl*	*% Rec*	*% Rec Limits*	*Batch*	*Method*	*Analyzed*	*By*	Notes
4-Bromofluorobenzene	*48*	*1*	*50.0*	*96 %*	*41-142*	*0C26017*	*EPA 8260D*	*03/26/20 13:32*	*S1R*	
Dibromofluoromethane	*54*	*1*	*50.0*	*107 %*	*53-146*	*0C26017*	*EPA 8260D*	*03/26/20 13:32*	*S1R*	
Toluene-d8	*48*	*1*	*50.0*	*95 %*	*41-146*	*0C26017*	*EPA 8260D*	*03/26/20 13:32*	*S1R*	

Semivolatile Organic Compounds by GC

^ - ENCO Orlando certified analyte [NELAC E83182]

Analyte [CAS Number]	Results	Flag	Units	DF	MDL	PQL	Batch	Method	Analyzed	By	Notes
1,2-Dibromo-3-chloropropane [96-12-8]^	0.012	U	ug/L	1	0.012	0.020	0C27004	EPA 8011	03/27/20 10:54	RGG	
1,2-Dibromoethane [106-93-4]^	0.010	U	ug/L	1	0.010	0.020	0C27004	EPA 8011	03/27/20 10:54	RGG	

Surrogates	*Results*	*DF*	*Spike Lvl*	*% Rec*	*% Rec Limits*	*Batch*	*Method*	*Analyzed*	*By*	Notes
1,1,1,2-Tetrachloroethane	*0.32*	*1*	*0.250*	*130 %*	*70-130*	*0C27004*	*EPA 8011*	*03/27/20 10:54*	*RGG*	

Metals by EPA 6000/7000 Series Methods

^ - ENCO Orlando certified analyte [NELAC E83182]

Analyte [CAS Number]	Results	Flag	Units	DF	MDL	PQL	Batch	Method	Analyzed	By	Notes
Mercury [7439-97-6]^	**0.0261**	I	ug/L	1	0.0230	0.200	0C25013	EPA 7470A	03/26/20 09:29	SSE	

Metals (total recoverable) by EPA 6000/7000 Series Methods

Analyte [CAS Number]	Results	Flag	Units	DF	MDL	PQL	Batch	Method	Analyzed	By	Notes
Antimony [7440-36-0]	2.50	U	ug/L	1	2.50	5.00	0C25006	EPA 6020B	03/26/20 10:39	JMA	
Arsenic [7440-38-2]	5.00	U	ug/L	1	5.00	10.0	0C25006	EPA 6020B	03/26/20 10:39	JMA	
Barium [7440-39-3]	50.0	U	ug/L	1	50.0	100	0C25006	EPA 6020B	03/26/20 10:39	JMA	
Beryllium [7440-41-7]	0.500	U	ug/L	1	0.500	1.00	0C25006	EPA 6020B	03/26/20 10:39	JMA	
Cadmium [7440-43-9]	**1.03**	I	ug/L	1	0.500	3.00	0C25006	EPA 6020B	03/26/20 10:39	JMA	
Chromium [7440-47-3]	5.00	U	ug/L	1	5.00	10.0	0C25006	EPA 6020B	03/26/20 10:39	JMA	
Cobalt [7440-48-4]	**8.31**	I	ug/L	1	5.00	10.0	0C25006	EPA 6020B	03/26/20 10:39	JMA	
Copper [7440-50-8]	2.50	U	ug/L	1	2.50	10.0	0C25006	EPA 6020B	03/26/20 10:39	JMA	
Iron [7439-89-6]	**149**	V	ug/L	1	25.0	50.0	0C25006	EPA 6020B	03/26/20 10:39	JMA	
Lead [7439-92-1]	2.50	U	ug/L	1	2.50	5.00	0C25006	EPA 6020B	03/26/20 10:39	JMA	
Nickel [7440-02-0]	5.00	U	ug/L	1	5.00	10.0	0C25006	EPA 6020B	03/26/20 10:39	JMA	
Selenium [7782-49-2]	5.00	U	ug/L	1	5.00	10.0	0C25006	EPA 6020B	03/26/20 10:39	JMA	
Silver [7440-22-4]	0.500	U	ug/L	1	0.500	1.00	0C25006	EPA 6020B	03/26/20 10:39	JMA	
Sodium [7440-23-5]	**14.7**		mg/L	1	0.320	1.00	0C25006	EPA 6020B	03/26/20 10:39	JMA	
Thallium [7440-28-0]	0.500	U	ug/L	1	0.500	1.00	0C25006	EPA 6020B	03/26/20 10:39	JMA	
Vanadium [7440-62-2]	5.00	U	ug/L	1	5.00	10.0	0C25006	EPA 6020B	03/26/20 10:39	JMA	
Zinc [7440-66-6]	75.0	U	ug/L	1	75.0	200	0C25006	EPA 6020B	03/26/20 10:39	JMA	

This report relates only to the sample as received by the laboratory, and may only be reproduced in full.

www.encolabs.com

ANALYTICAL RESULTS

Description: MW-19A
Matrix: Ground Water
Project: ENTERPRISE LF & RECYC (FKA SID LARKIN & SON, INC.)

Lab Sample ID: AD01601-01
Sampled: 03/23/20 10:33
Sampled By: Chris Monaco

Received: 03/24/20 13:15
Work Order: AD01601

Classical Chemistry Parameters

^ - ENCO Orlando certified analyte [NELAC E83182]

Analyte [CAS Number]	Results	Flag	Units	DF	MDL	PQL	Batch	Method	Analyzed	By	Notes
Ammonia as N [7664-41-7]^	0.0098	U	mg/L	1	0.0098	0.020	0C26009	EPA 350.1	03/26/20 13:58	kgonz	
Chloride [16887-00-6]^	**95**		mg/L	1	0.29	5.0	0C24002	EPA 300.0	03/24/20 20:36	RSA	
Nitrate as N [14797-55-8]^	**15**		mg/L	1	0.052	1.0	0C24002	EPA 300.0	03/24/20 20:36	RSA	
Total Dissolved Solids^	**390**		mg/L	1	10	10	0C25024	SM 2540C-2011	03/26/20 14:06	AMP	

Field Parameters

Analyte [CAS Number]	Results	Flag	Units	DF	MDL	PQL	Batch	Method	Analyzed	By	Notes
Depth to Water	**59.03**		Ft	1			0C31038	Field	03/23/20 10:33	CSP	
Dissolved Oxygen	**3.33**		mg/L	1	0	0	0C31038	Field	03/23/20 10:33	CSP	
Oxidation/Reduction Potential	**325.5**		mV	1	-999	-999	0C31038	Field	03/23/20 10:33	CSP	
pH	**4.61**		pH Units	1			0C31038	Field	03/23/20 10:33	CSP	
Specific Conductance (EC)	**493.9**		umhos/cm	1	0	0	0C31038	Field	03/23/20 10:33	CSP	
Temperature	**25.3**		°C	1	0	0	0C31038	Field	03/23/20 10:33	CSP	
Turbidity	**11.6**		NTU	1	0	0	0C31038	Field	03/23/20 10:33	CSP	
Water Elevation	**87.85**		Ft	1			0C31038	Field	03/23/20 10:33	CSP	

This report relates only to the sample as received by the laboratory, and may only be reproduced in full.

www.encolabs.com

ANALYTICAL RESULTS

Description: MW-18B
Matrix: Ground Water
Project: ENTERPRISE LF & RECYC (FKA SID LARKIN & SON, INC.)

Lab Sample ID: AD01601-02
Sampled: 03/23/20 11:14
Sampled By: Chris Monaco

Received: 03/24/20 13:15
Work Order: AD01601

Volatile Organic Compounds by GCMS

^ - ENCO Orlando certified analyte [NELAC E83182]

Analyte [CAS Number]	Results	Flag	Units	DF	MDL	PQL	Batch	Method	Analyzed	By	Notes
1,1,1,2-Tetrachloroethane [630-20-6]^	0.61	U	ug/L	1	0.61	1.0	0C26017	EPA 8260D	03/26/20 14:01	S1R	
1,1,1-Trichloroethane [71-55-6]^	0.80	U	ug/L	1	0.80	1.0	0C26017	EPA 8260D	03/26/20 14:01	S1R	
1,1,2,2-Tetrachloroethane [79-34-5]^	0.54	U	ug/L	1	0.54	1.0	0C26017	EPA 8260D	03/26/20 14:01	S1R	
1,1,2-Trichloroethane [79-00-5]^	0.76	U	ug/L	1	0.76	1.0	0C26017	EPA 8260D	03/26/20 14:01	S1R	
1,1-Dichloroethane [75-34-3]^	0.62	U	ug/L	1	0.62	1.0	0C26017	EPA 8260D	03/26/20 14:01	S1R	
1,1-Dichloroethene [75-35-4]^	0.94	U	ug/L	1	0.94	1.0	0C26017	EPA 8260D	03/26/20 14:01	S1R	
1,2,3-Trichloropropane [96-18-4]^	0.64	U	ug/L	1	0.64	1.0	0C26017	EPA 8260D	03/26/20 14:01	S1R	
1,2-Dichlorobenzene [95-50-1]^	0.73	U	ug/L	1	0.73	1.0	0C26017	EPA 8260D	03/26/20 14:01	S1R	
1,2-Dichloroethane [107-06-2]^	0.63	U	ug/L	1	0.63	1.0	0C26017	EPA 8260D	03/26/20 14:01	S1R	
1,2-Dichloropropane [78-87-5]^	0.80	U	ug/L	1	0.80	1.0	0C26017	EPA 8260D	03/26/20 14:01	S1R	
1,4-Dichlorobenzene [106-46-7]^	0.76	U	ug/L	1	0.76	1.0	0C26017	EPA 8260D	03/26/20 14:01	S1R	
2-Butanone [78-93-3]^	4.5	U	ug/L	1	4.5	5.0	0C26017	EPA 8260D	03/26/20 14:01	S1R	QV-01
2-Hexanone [591-78-6]^	1.4	U	ug/L	1	1.4	5.0	0C26017	EPA 8260D	03/26/20 14:01	S1R	QV-01
4-Methyl-2-pentanone [108-10-1]^	0.79	U	ug/L	1	0.79	5.0	0C26017	EPA 8260D	03/26/20 14:01	S1R	QV-01
Acetone [67-64-1]^	10	U	ug/L	1	10	20	0C26017	EPA 8260D	03/26/20 14:01	S1R	QV-01
Acrylonitrile [107-13-1]^	3.2	U	ug/L	1	3.2	10	0C26017	EPA 8260D	03/26/20 14:01	S1R	QL-02, QV-01
Benzene [71-43-2]^	0.71	U	ug/L	1	0.71	1.0	0C26017	EPA 8260D	03/26/20 14:01	S1R	
Bromochloromethane [74-97-5]^	0.94	U	ug/L	1	0.94	1.0	0C26017	EPA 8260D	03/26/20 14:01	S1R	QV-01
Bromodichloromethane [75-27-4]^	0.52	U	ug/L	1	0.52	1.0	0C26017	EPA 8260D	03/26/20 14:01	S1R	
Bromoform [75-25-2]^	0.75	U	ug/L	1	0.75	1.0	0C26017	EPA 8260D	03/26/20 14:01	S1R	
Bromomethane [74-83-9]^	0.95	U	ug/L	1	0.95	1.0	0C26017	EPA 8260D	03/26/20 14:01	S1R	
Carbon disulfide [75-15-0]^	2.6	U	ug/L	1	2.6	5.0	0C26017	EPA 8260D	03/26/20 14:01	S1R	
Carbon tetrachloride [56-23-5]^	0.94	U	ug/L	1	0.94	1.0	0C26017	EPA 8260D	03/26/20 14:01	S1R	
Chlorobenzene [108-90-7]^	0.72	U	ug/L	1	0.72	1.0	0C26017	EPA 8260D	03/26/20 14:01	S1R	
Chloroethane [75-00-3]^	0.98	U	ug/L	1	0.98	1.0	0C26017	EPA 8260D	03/26/20 14:01	S1R	
Chloroform [67-66-3]^	0.80	U	ug/L	1	0.80	1.0	0C26017	EPA 8260D	03/26/20 14:01	S1R	
Chloromethane [74-87-3]^	0.82	U	ug/L	1	0.82	1.0	0C26017	EPA 8260D	03/26/20 14:01	S1R	
cis-1,2-Dichloroethene [156-59-2]^	0.53	U	ug/L	1	0.53	1.0	0C26017	EPA 8260D	03/26/20 14:01	S1R	
cis-1,3-Dichloropropene [10061-01-5]^	0.59	U	ug/L	1	0.59	1.0	0C26017	EPA 8260D	03/26/20 14:01	S1R	
Dibromochloromethane [124-48-1]^	0.44	U	ug/L	1	0.44	1.0	0C26017	EPA 8260D	03/26/20 14:01	S1R	
Dibromomethane [74-95-3]^	0.84	U	ug/L	1	0.84	1.0	0C26017	EPA 8260D	03/26/20 14:01	S1R	
Ethylbenzene [100-41-4]^	0.69	U	ug/L	1	0.69	1.0	0C26017	EPA 8260D	03/26/20 14:01	S1R	
Iodomethane [74-88-4]^	0.72	U	ug/L	1	0.72	5.0	0C26017	EPA 8260D	03/26/20 14:01	S1R	
m,p-Xylenes [108-38-3/106-42-3]^	1.3	U	ug/L	1	1.3	2.0	0C26017	EPA 8260D	03/26/20 14:01	S1R	
Methylene chloride [75-09-2]^	2.0	U	ug/L	1	2.0	5.0	0C26017	EPA 8260D	03/26/20 14:01	S1R	
o-Xylene [95-47-6]^	0.53	U	ug/L	1	0.53	1.0	0C26017	EPA 8260D	03/26/20 14:01	S1R	
Styrene [100-42-5]^	0.61	U	ug/L	1	0.61	1.0	0C26017	EPA 8260D	03/26/20 14:01	S1R	
Tetrachloroethene [127-18-4]^	0.76	U	ug/L	1	0.76	1.0	0C26017	EPA 8260D	03/26/20 14:01	S1R	
Toluene [108-88-3]^	0.72	U	ug/L	1	0.72	1.0	0C26017	EPA 8260D	03/26/20 14:01	S1R	
trans-1,2-Dichloroethene [156-60-5]^	0.73	U	ug/L	1	0.73	1.0	0C26017	EPA 8260D	03/26/20 14:01	S1R	
trans-1,3-Dichloropropene [10061-02-6]^	0.73	U	ug/L	1	0.73	1.0	0C26017	EPA 8260D	03/26/20 14:01	S1R	
trans-1,4-Dichloro-2-butene [110-57-6]^	0.79	U	ug/L	1	0.79	1.0	0C26017	EPA 8260D	03/26/20 14:01	S1R	
Trichloroethene [79-01-6]^	0.89	U	ug/L	1	0.89	1.0	0C26017	EPA 8260D	03/26/20 14:01	S1R	
Trichlorofluoromethane [75-69-4]^	0.94	U	ug/L	1	0.94	1.0	0C26017	EPA 8260D	03/26/20 14:01	S1R	
Vinyl acetate [108-05-4]^	0.60	U	ug/L	1	0.60	5.0	0C26017	EPA 8260D	03/26/20 14:01	S1R	QL-02, QV-01

This report relates only to the sample as received by the laboratory, and may only be reproduced in full.

www.encolabs.com

ANALYTICAL RESULTS

Description: MW-18B
Matrix: Ground Water
Project: ENTERPRISE LF & RECYC (FKA SID LARKIN & SON, INC.)

Lab Sample ID: AD01601-02
Sampled: 03/23/20 11:14
Sampled By: Chris Monaco

Received: 03/24/20 13:15
Work Order: AD01601

Volatile Organic Compounds by GCMS

^ - ENCO Orlando certified analyte [NELAC E83182]

Analyte [CAS Number]	Results	Flag	Units	DF	MDL	PQL	Batch	Method	Analyzed	By	Notes
Vinyl chloride [75-01-4]^	0.71	U	ug/L	1	0.71	1.0	0C26017	EPA 8260D	03/26/20 14:01	S1R	
Xylenes (Total) [1330-20-7]^	1.3	U	ug/L	1	1.3	2.0	0C26017	EPA 8260D	03/26/20 14:01	S1R	

Surrogates	*Results*	*DF*	*Spike Lvl*	*% Rec*	*% Rec Limits*	*Batch*	*Method*	*Analyzed*	*By*	Notes
4-Bromofluorobenzene	*49*	*1*	*50.0*	*98 %*	*41-142*	*0C26017*	*EPA 8260D*	*03/26/20 14:01*	*S1R*	
Dibromofluoromethane	*53*	*1*	*50.0*	*106 %*	*53-146*	*0C26017*	*EPA 8260D*	*03/26/20 14:01*	*S1R*	
Toluene-d8	*48*	*1*	*50.0*	*95 %*	*41-146*	*0C26017*	*EPA 8260D*	*03/26/20 14:01*	*S1R*	

Semivolatile Organic Compounds by GC

^ - ENCO Orlando certified analyte [NELAC E83182]

Analyte [CAS Number]	Results	Flag	Units	DF	MDL	PQL	Batch	Method	Analyzed	By	Notes
1,2-Dibromo-3-chloropropane [96-12-8]^	0.012	U	ug/L	1	0.012	0.020	0C27004	EPA 8011	03/27/20 11:10	RGG	
1,2-Dibromoethane [106-93-4]^	0.010	U	ug/L	1	0.010	0.020	0C27004	EPA 8011	03/27/20 11:10	RGG	

Surrogates	*Results*	*DF*	*Spike Lvl*	*% Rec*	*% Rec Limits*	*Batch*	*Method*	*Analyzed*	*By*	Notes
1,1,1,2-Tetrachloroethane	*0.33*	*1*	*0.250*	*131 %*	*70-130*	*0C27004*	*EPA 8011*	*03/27/20 11:10*	*RGG*	*QS-03*

Metals by EPA 6000/7000 Series Methods

^ - ENCO Orlando certified analyte [NELAC E83182]

Analyte [CAS Number]	Results	Flag	Units	DF	MDL	PQL	Batch	Method	Analyzed	By	Notes
Mercury [7439-97-6]^	0.0230	U	ug/L	1	0.0230	0.200	0C25013	EPA 7470A	03/26/20 09:32	SSE	

Metals (total recoverable) by EPA 6000/7000 Series Methods

Analyte [CAS Number]	Results	Flag	Units	DF	MDL	PQL	Batch	Method	Analyzed	By	Notes
Antimony [7440-36-0]	2.50	U	ug/L	1	2.50	5.00	0C25006	EPA 6020B	03/26/20 11:53	JMA	
Arsenic [7440-38-2]	5.00	U	ug/L	1	5.00	10.0	0C25006	EPA 6020B	03/26/20 11:53	JMA	
Barium [7440-39-3]	50.0	U	ug/L	1	50.0	100	0C25006	EPA 6020B	03/26/20 11:53	JMA	
Beryllium [7440-41-7]	0.500	U	ug/L	1	0.500	1.00	0C25006	EPA 6020B	03/26/20 11:53	JMA	
Cadmium [7440-43-9]	0.500	U	ug/L	1	0.500	3.00	0C25006	EPA 6020B	03/26/20 11:53	JMA	
Chromium [7440-47-3]	5.00	U	ug/L	1	5.00	10.0	0C25006	EPA 6020B	03/26/20 11:53	JMA	
Cobalt [7440-48-4]	5.00	U	ug/L	1	5.00	10.0	0C25006	EPA 6020B	03/26/20 11:53	JMA	
Copper [7440-50-8]	2.50	U	ug/L	1	2.50	10.0	0C25006	EPA 6020B	03/26/20 11:53	JMA	
Iron [7439-89-6]	**672**	V	ug/L	1	25.0	50.0	0C25006	EPA 6020B	03/26/20 11:53	JMA	
Lead [7439-92-1]	2.50	U	ug/L	1	2.50	5.00	0C25006	EPA 6020B	03/26/20 11:53	JMA	
Nickel [7440-02-0]	**14.2**		ug/L	1	5.00	10.0	0C25006	EPA 6020B	03/26/20 11:53	JMA	
Selenium [7782-49-2]	5.00	U	ug/L	1	5.00	10.0	0C25006	EPA 6020B	03/26/20 11:53	JMA	
Silver [7440-22-4]	0.500	U	ug/L	1	0.500	1.00	0C25006	EPA 6020B	03/26/20 11:53	JMA	
Sodium [7440-23-5]	**7.71**		mg/L	1	0.320	1.00	0C25006	EPA 6020B	03/26/20 11:53	JMA	
Thallium [7440-28-0]	0.500	U	ug/L	1	0.500	1.00	0C25006	EPA 6020B	03/26/20 11:53	JMA	
Vanadium [7440-62-2]	5.00	U	ug/L	1	5.00	10.0	0C25006	EPA 6020B	03/26/20 11:53	JMA	
Zinc [7440-66-6]	75.0	U	ug/L	1	75.0	200	0C25006	EPA 6020B	03/26/20 11:53	JMA	

This report relates only to the sample as received by the laboratory, and may only be reproduced in full.

www.encolabs.com

ANALYTICAL RESULTS

Description: MW-18B
Matrix: Ground Water
Project: ENTERPRISE LF & RECYC (FKA SID LARKIN & SON, INC.)

Lab Sample ID: AD01601-02
Sampled: 03/23/20 11:14
Sampled By: Chris Monaco

Received: 03/24/20 13:15
Work Order: AD01601

Classical Chemistry Parameters

^ - ENCO Orlando certified analyte [NELAC E83182]

Analyte [CAS Number]	Results	Flag	Units	DF	MDL	PQL	Batch	Method	Analyzed	By	Notes
Ammonia as N [7664-41-7]^	**0.22**		mg/L	1	0.0098	0.020	0C26009	EPA 350.1	03/26/20 14:08	kgonz	
Chloride [16887-00-6]^	**13**		mg/L	1	0.29	5.0	0C24002	EPA 300.0	03/24/20 20:52	RSA	
Nitrate as N [14797-55-8]^	0.052	U	mg/L	1	0.052	1.0	0C24002	EPA 300.0	03/24/20 20:52	RSA	
Total Dissolved Solids^	**410**		mg/L	1	10	10	0C25024	SM 2540C-2011	03/26/20 14:06	AMP	

Field Parameters

Analyte [CAS Number]	Results	Flag	Units	DF	MDL	PQL	Batch	Method	Analyzed	By	Notes
Depth to Water	**83.07**		Ft	1			0C31038	Field	03/23/20 11:14	CSP	
Dissolved Oxygen	**0.16**		mg/L	1	0	0	0C31038	Field	03/23/20 11:14	CSP	
Oxidation/Reduction Potential	**-48.5**		mV	1	-999	-999	0C31038	Field	03/23/20 11:14	CSP	
pH	**6.61**		pH Units	1			0C31038	Field	03/23/20 11:14	CSP	
Specific Conductance (EC)	**718**		umhos/cm	1	0	0	0C31038	Field	03/23/20 11:14	CSP	
Temperature	**27.3**		°C	1	0	0	0C31038	Field	03/23/20 11:14	CSP	
Turbidity	**1.8**		NTU	1	0	0	0C31038	Field	03/23/20 11:14	CSP	
Water Elevation	**69.51**		Ft	1			0C31038	Field	03/23/20 11:14	CSP	

This report relates only to the sample as received by the laboratory, and may only be reproduced in full.

www.encolabs.com

ANALYTICAL RESULTS

Description: MW-20B
Matrix: Ground Water
Project: ENTERPRISE LF & RECYC (FKA SID LARKIN & SON, INC.)

Lab Sample ID: AD01601-03
Sampled: 03/23/20 12:18
Sampled By: Chris Monaco

Received: 03/24/20 13:15
Work Order: AD01601

Volatile Organic Compounds by GCMS

^ - ENCO Orlando certified analyte [NELAC E83182]

Analyte [CAS Number]	Results	Flag	Units	DF	MDL	PQL	Batch	Method	Analyzed	By	Notes
1,1,1,2-Tetrachloroethane [630-20-6]^	0.61	U	ug/L	1	0.61	1.0	0C26017	EPA 8260D	03/26/20 14:30	S1R	
1,1,1-Trichloroethane [71-55-6]^	0.80	U	ug/L	1	0.80	1.0	0C26017	EPA 8260D	03/26/20 14:30	S1R	
1,1,2,2-Tetrachloroethane [79-34-5]^	0.54	U	ug/L	1	0.54	1.0	0C26017	EPA 8260D	03/26/20 14:30	S1R	
1,1,2-Trichloroethane [79-00-5]^	0.76	U	ug/L	1	0.76	1.0	0C26017	EPA 8260D	03/26/20 14:30	S1R	
1,1-Dichloroethane [75-34-3]^	0.62	U	ug/L	1	0.62	1.0	0C26017	EPA 8260D	03/26/20 14:30	S1R	
1,1-Dichloroethene [75-35-4]^	0.94	U	ug/L	1	0.94	1.0	0C26017	EPA 8260D	03/26/20 14:30	S1R	
1,2,3-Trichloropropane [96-18-4]^	0.64	U	ug/L	1	0.64	1.0	0C26017	EPA 8260D	03/26/20 14:30	S1R	
1,2-Dichlorobenzene [95-50-1]^	0.73	U	ug/L	1	0.73	1.0	0C26017	EPA 8260D	03/26/20 14:30	S1R	
1,2-Dichloroethane [107-06-2]^	0.63	U	ug/L	1	0.63	1.0	0C26017	EPA 8260D	03/26/20 14:30	S1R	
1,2-Dichloropropane [78-87-5]^	0.80	U	ug/L	1	0.80	1.0	0C26017	EPA 8260D	03/26/20 14:30	S1R	
1,4-Dichlorobenzene [106-46-7]^	0.76	U	ug/L	1	0.76	1.0	0C26017	EPA 8260D	03/26/20 14:30	S1R	
2-Butanone [78-93-3]^	4.5	U	ug/L	1	4.5	5.0	0C26017	EPA 8260D	03/26/20 14:30	S1R	QV-01
2-Hexanone [591-78-6]^	1.4	U	ug/L	1	1.4	5.0	0C26017	EPA 8260D	03/26/20 14:30	S1R	QV-01
4-Methyl-2-pentanone [108-10-1]^	0.79	U	ug/L	1	0.79	5.0	0C26017	EPA 8260D	03/26/20 14:30	S1R	QV-01
Acetone [67-64-1]^	10	U	ug/L	1	10	20	0C26017	EPA 8260D	03/26/20 14:30	S1R	QV-01
Acrylonitrile [107-13-1]^	3.2	U	ug/L	1	3.2	10	0C26017	EPA 8260D	03/26/20 14:30	S1R	QL-02, QV-01
Benzene [71-43-2]^	0.71	U	ug/L	1	0.71	1.0	0C26017	EPA 8260D	03/26/20 14:30	S1R	
Bromochloromethane [74-97-5]^	0.94	U	ug/L	1	0.94	1.0	0C26017	EPA 8260D	03/26/20 14:30	S1R	QV-01
Bromodichloromethane [75-27-4]^	0.52	U	ug/L	1	0.52	1.0	0C26017	EPA 8260D	03/26/20 14:30	S1R	
Bromoform [75-25-2]^	0.75	U	ug/L	1	0.75	1.0	0C26017	EPA 8260D	03/26/20 14:30	S1R	
Bromomethane [74-83-9]^	0.95	U	ug/L	1	0.95	1.0	0C26017	EPA 8260D	03/26/20 14:30	S1R	
Carbon disulfide [75-15-0]^	2.6	U	ug/L	1	2.6	5.0	0C26017	EPA 8260D	03/26/20 14:30	S1R	
Carbon tetrachloride [56-23-5]^	0.94	U	ug/L	1	0.94	1.0	0C26017	EPA 8260D	03/26/20 14:30	S1R	
Chlorobenzene [108-90-7]^	0.72	U	ug/L	1	0.72	1.0	0C26017	EPA 8260D	03/26/20 14:30	S1R	
Chloroethane [75-00-3]^	0.98	U	ug/L	1	0.98	1.0	0C26017	EPA 8260D	03/26/20 14:30	S1R	
Chloroform [67-66-3]^	0.80	U	ug/L	1	0.80	1.0	0C26017	EPA 8260D	03/26/20 14:30	S1R	
Chloromethane [74-87-3]^	0.82	U	ug/L	1	0.82	1.0	0C26017	EPA 8260D	03/26/20 14:30	S1R	
cis-1,2-Dichloroethene [156-59-2]^	0.53	U	ug/L	1	0.53	1.0	0C26017	EPA 8260D	03/26/20 14:30	S1R	
cis-1,3-Dichloropropene [10061-01-5]^	0.59	U	ug/L	1	0.59	1.0	0C26017	EPA 8260D	03/26/20 14:30	S1R	
Dibromochloromethane [124-48-1]^	0.44	U	ug/L	1	0.44	1.0	0C26017	EPA 8260D	03/26/20 14:30	S1R	
Dibromomethane [74-95-3]^	0.84	U	ug/L	1	0.84	1.0	0C26017	EPA 8260D	03/26/20 14:30	S1R	
Ethylbenzene [100-41-4]^	0.69	U	ug/L	1	0.69	1.0	0C26017	EPA 8260D	03/26/20 14:30	S1R	
Iodomethane [74-88-4]^	0.72	U	ug/L	1	0.72	5.0	0C26017	EPA 8260D	03/26/20 14:30	S1R	
m,p-Xylenes [108-38-3/106-42-3]^	1.3	U	ug/L	1	1.3	2.0	0C26017	EPA 8260D	03/26/20 14:30	S1R	
Methylene chloride [75-09-2]^	2.0	U	ug/L	1	2.0	5.0	0C26017	EPA 8260D	03/26/20 14:30	S1R	
o-Xylene [95-47-6]^	0.53	U	ug/L	1	0.53	1.0	0C26017	EPA 8260D	03/26/20 14:30	S1R	
Styrene [100-42-5]^	0.61	U	ug/L	1	0.61	1.0	0C26017	EPA 8260D	03/26/20 14:30	S1R	
Tetrachloroethene [127-18-4]^	0.76	U	ug/L	1	0.76	1.0	0C26017	EPA 8260D	03/26/20 14:30	S1R	
Toluene [108-88-3]^	0.72	U	ug/L	1	0.72	1.0	0C26017	EPA 8260D	03/26/20 14:30	S1R	
trans-1,2-Dichloroethene [156-60-5]^	0.73	U	ug/L	1	0.73	1.0	0C26017	EPA 8260D	03/26/20 14:30	S1R	
trans-1,3-Dichloropropene [10061-02-6]^	0.73	U	ug/L	1	0.73	1.0	0C26017	EPA 8260D	03/26/20 14:30	S1R	
trans-1,4-Dichloro-2-butene [110-57-6]^	0.79	U	ug/L	1	0.79	1.0	0C26017	EPA 8260D	03/26/20 14:30	S1R	
Trichloroethene [79-01-6]^	0.89	U	ug/L	1	0.89	1.0	0C26017	EPA 8260D	03/26/20 14:30	S1R	
Trichlorofluoromethane [75-69-4]^	0.94	U	ug/L	1	0.94	1.0	0C26017	EPA 8260D	03/26/20 14:30	S1R	
Vinyl acetate [108-05-4]^	0.60	U	ug/L	1	0.60	5.0	0C26017	EPA 8260D	03/26/20 14:30	S1R	QL-02, QV-01

This report relates only to the sample as received by the laboratory, and may only be reproduced in full.

www.encolabs.com

ANALYTICAL RESULTS

Description: MW-20B
Matrix: Ground Water
Project: ENTERPRISE LF & RECYC (FKA SID LARKIN & SON, INC.)

Lab Sample ID: AD01601-03
Sampled: 03/23/20 12:18
Sampled By: Chris Monaco

Received: 03/24/20 13:15
Work Order: AD01601

Volatile Organic Compounds by GCMS

^ - ENCO Orlando certified analyte [NELAC E83182]

Analyte [CAS Number]	Results	Flag	Units	DF	MDL	PQL	Batch	Method	Analyzed	By	Notes
Vinyl chloride [75-01-4]^	0.71	U	ug/L	1	0.71	1.0	0C26017	EPA 8260D	03/26/20 14:30	S1R	
Xylenes (Total) [1330-20-7]^	1.3	U	ug/L	1	1.3	2.0	0C26017	EPA 8260D	03/26/20 14:30	S1R	

Surrogates	*Results*	*DF*	*Spike Lvl*	*% Rec*	*% Rec Limits*	*Batch*	*Method*	*Analyzed*	*By*	Notes
4-Bromofluorobenzene	*49*	*1*	*50.0*	*98 %*	*41-142*	*0C26017*	*EPA 8260D*	*03/26/20 14:30*	*S1R*	
Dibromofluoromethane	*52*	*1*	*50.0*	*104 %*	*53-146*	*0C26017*	*EPA 8260D*	*03/26/20 14:30*	*S1R*	
Toluene-d8	*47*	*1*	*50.0*	*94 %*	*41-146*	*0C26017*	*EPA 8260D*	*03/26/20 14:30*	*S1R*	

Semivolatile Organic Compounds by GC

^ - ENCO Orlando certified analyte [NELAC E83182]

Analyte [CAS Number]	Results	Flag	Units	DF	MDL	PQL	Batch	Method	Analyzed	By	Notes
1,2-Dibromo-3-chloropropane [96-12-8]^	0.012	U	ug/L	1	0.012	0.020	0C27004	EPA 8011	03/27/20 11:26	RGG	
1,2-Dibromoethane [106-93-4]^	0.010	U	ug/L	1	0.010	0.020	0C27004	EPA 8011	03/27/20 11:26	RGG	

Surrogates	*Results*	*DF*	*Spike Lvl*	*% Rec*	*% Rec Limits*	*Batch*	*Method*	*Analyzed*	*By*	Notes
1,1,1,2-Tetrachloroethane	*0.32*	*1*	*0.250*	*129 %*	*70-130*	*0C27004*	*EPA 8011*	*03/27/20 11:26*	*RGG*	

Metals by EPA 6000/7000 Series Methods

^ - ENCO Orlando certified analyte [NELAC E83182]

Analyte [CAS Number]	Results	Flag	Units	DF	MDL	PQL	Batch	Method	Analyzed	By	Notes
Mercury [7439-97-6]^	0.0230	U	ug/L	1	0.0230	0.200	0C25013	EPA 7470A	03/26/20 09:35	SSE	

Metals (total recoverable) by EPA 6000/7000 Series Methods

Analyte [CAS Number]	Results	Flag	Units	DF	MDL	PQL	Batch	Method	Analyzed	By	Notes
Antimony [7440-36-0]	2.50	U	ug/L	1	2.50	5.00	0C25006	EPA 6020B	03/26/20 11:57	JMA	
Arsenic [7440-38-2]	5.00	U	ug/L	1	5.00	10.0	0C25006	EPA 6020B	03/26/20 11:57	JMA	
Barium [7440-39-3]	50.0	U	ug/L	1	50.0	100	0C25006	EPA 6020B	03/26/20 11:57	JMA	
Beryllium [7440-41-7]	0.500	U	ug/L	1	0.500	1.00	0C25006	EPA 6020B	03/26/20 11:57	JMA	
Cadmium [7440-43-9]	0.500	U	ug/L	1	0.500	3.00	0C25006	EPA 6020B	03/26/20 11:57	JMA	
Chromium [7440-47-3]	**14.6**		ug/L	1	5.00	10.0	0C25006	EPA 6020B	03/26/20 11:57	JMA	
Cobalt [7440-48-4]	5.00	U	ug/L	1	5.00	10.0	0C25006	EPA 6020B	03/26/20 11:57	JMA	
Copper [7440-50-8]	2.50	U	ug/L	1	2.50	10.0	0C25006	EPA 6020B	03/26/20 11:57	JMA	
Iron [7439-89-6]	**227**	V	ug/L	1	25.0	50.0	0C25006	EPA 6020B	03/26/20 12:49	JMA	
Lead [7439-92-1]	2.50	U	ug/L	1	2.50	5.00	0C25006	EPA 6020B	03/26/20 11:57	JMA	
Nickel [7440-02-0]	5.00	U	ug/L	1	5.00	10.0	0C25006	EPA 6020B	03/26/20 11:57	JMA	
Selenium [7782-49-2]	5.00	U	ug/L	1	5.00	10.0	0C25006	EPA 6020B	03/26/20 11:57	JMA	
Silver [7440-22-4]	0.500	U	ug/L	1	0.500	1.00	0C25006	EPA 6020B	03/26/20 11:57	JMA	
Sodium [7440-23-5]	**6.48**		mg/L	1	0.320	1.00	0C25006	EPA 6020B	03/26/20 11:57	JMA	
Thallium [7440-28-0]	0.500	U	ug/L	1	0.500	1.00	0C25006	EPA 6020B	03/26/20 11:57	JMA	
Vanadium [7440-62-2]	5.00	U	ug/L	1	5.00	10.0	0C25006	EPA 6020B	03/26/20 11:57	JMA	
Zinc [7440-66-6]	75.0	U	ug/L	1	75.0	200	0C25006	EPA 6020B	03/26/20 11:57	JMA	

This report relates only to the sample as received by the laboratory, and may only be reproduced in full.

www.encolabs.com

ANALYTICAL RESULTS

Description: MW-20B
Matrix: Ground Water
Project: ENTERPRISE LF & RECYC (FKA SID LARKIN & SON, INC.)

Lab Sample ID: AD01601-03
Sampled: 03/23/20 12:18
Sampled By: Chris Monaco

Received: 03/24/20 13:15
Work Order: AD01601

Classical Chemistry Parameters

^ - ENCO Orlando certified analyte [NELAC E83182]

Analyte [CAS Number]	Results	Flag	Units	DF	MDL	PQL	Batch	Method	Analyzed	By	Notes
Ammonia as N [7664-41-7]^	0.0098	U	mg/L	1	0.0098	0.020	0C26009	EPA 350.1	03/26/20 14:09	kgonz	
Chloride [16887-00-6]^	**12**		mg/L	1	0.29	5.0	0C24002	EPA 300.0	03/24/20 20:20	RSA	
Nitrate as N [14797-55-8]^	**2.4**		mg/L	1	0.052	1.0	0C24002	EPA 300.0	03/24/20 20:20	RSA	
Total Dissolved Solids^	**190**		mg/L	1	10	10	0C25024	SM 2540C-2011	03/26/20 14:06	AMP	

Field Parameters

Analyte [CAS Number]	Results	Flag	Units	DF	MDL	PQL	Batch	Method	Analyzed	By	Notes
Depth to Water	**57.33**		Ft	1			0C31038	Field	03/23/20 12:18	CSP	
Dissolved Oxygen	**4.41**		mg/L	1	0	0	0C31038	Field	03/23/20 12:18	CSP	
Oxidation/Reduction Potential	**67.1**		mV	1	-999	-999	0C31038	Field	03/23/20 12:18	CSP	
pH	**7.44**		pH Units	1			0C31038	Field	03/23/20 12:18	CSP	
Specific Conductance (EC)	**314.2**		umhos/cm	1	0	0	0C31038	Field	03/23/20 12:18	CSP	
Temperature	**25.2**		°C	1	0	0	0C31038	Field	03/23/20 12:18	CSP	
Turbidity	**13**		NTU	1	0	0	0C31038	Field	03/23/20 12:18	CSP	
Water Elevation	**69.53**		Ft	1			0C31038	Field	03/23/20 12:18	CSP	

This report relates only to the sample as received by the laboratory, and may only be reproduced in full.

www.encolabs.com

ANALYTICAL RESULTS

Description: MW-10B
Matrix: Ground Water
Project: ENTERPRISE LF & RECYC (FKA SID LARKIN & SON, INC.)

Lab Sample ID: AD01601-04
Sampled: 03/23/20 12:55
Sampled By: Chris Monaco

Received: 03/24/20 13:15
Work Order: AD01601

Volatile Organic Compounds by GCMS

^ - ENCO Orlando certified analyte [NELAC E83182]

Analyte [CAS Number]	Results	Flag	Units	DF	MDL	PQL	Batch	Method	Analyzed	By	Notes
1,1,1,2-Tetrachloroethane [630-20-6]^	0.61	U	ug/L	1	0.61	1.0	0C26017	EPA 8260D	03/26/20 14:59	S1R	
1,1,1-Trichloroethane [71-55-6]^	0.80	U	ug/L	1	0.80	1.0	0C26017	EPA 8260D	03/26/20 14:59	S1R	
1,1,2,2-Tetrachloroethane [79-34-5]^	0.54	U	ug/L	1	0.54	1.0	0C26017	EPA 8260D	03/26/20 14:59	S1R	
1,1,2-Trichloroethane [79-00-5]^	0.76	U	ug/L	1	0.76	1.0	0C26017	EPA 8260D	03/26/20 14:59	S1R	
1,1-Dichloroethane [75-34-3]^	0.62	U	ug/L	1	0.62	1.0	0C26017	EPA 8260D	03/26/20 14:59	S1R	
1,1-Dichloroethene [75-35-4]^	0.94	U	ug/L	1	0.94	1.0	0C26017	EPA 8260D	03/26/20 14:59	S1R	
1,2,3-Trichloropropane [96-18-4]^	0.64	U	ug/L	1	0.64	1.0	0C26017	EPA 8260D	03/26/20 14:59	S1R	
1,2-Dichlorobenzene [95-50-1]^	0.73	U	ug/L	1	0.73	1.0	0C26017	EPA 8260D	03/26/20 14:59	S1R	
1,2-Dichloroethane [107-06-2]^	0.63	U	ug/L	1	0.63	1.0	0C26017	EPA 8260D	03/26/20 14:59	S1R	
1,2-Dichloropropane [78-87-5]^	0.80	U	ug/L	1	0.80	1.0	0C26017	EPA 8260D	03/26/20 14:59	S1R	
1,4-Dichlorobenzene [106-46-7]^	0.76	U	ug/L	1	0.76	1.0	0C26017	EPA 8260D	03/26/20 14:59	S1R	
2-Butanone [78-93-3]^	4.5	U	ug/L	1	4.5	5.0	0C26017	EPA 8260D	03/26/20 14:59	S1R	QV-01
2-Hexanone [591-78-6]^	1.4	U	ug/L	1	1.4	5.0	0C26017	EPA 8260D	03/26/20 14:59	S1R	QV-01
4-Methyl-2-pentanone [108-10-1]^	0.79	U	ug/L	1	0.79	5.0	0C26017	EPA 8260D	03/26/20 14:59	S1R	QV-01
Acetone [67-64-1]^	10	U	ug/L	1	10	20	0C26017	EPA 8260D	03/26/20 14:59	S1R	QV-01
Acrylonitrile [107-13-1]^	3.2	U	ug/L	1	3.2	10	0C26017	EPA 8260D	03/26/20 14:59	S1R	QV-01, QL-02
Benzene [71-43-2]^	0.71	U	ug/L	1	0.71	1.0	0C26017	EPA 8260D	03/26/20 14:59	S1R	
Bromochloromethane [74-97-5]^	0.94	U	ug/L	1	0.94	1.0	0C26017	EPA 8260D	03/26/20 14:59	S1R	QV-01
Bromodichloromethane [75-27-4]^	0.52	U	ug/L	1	0.52	1.0	0C26017	EPA 8260D	03/26/20 14:59	S1R	
Bromoform [75-25-2]^	0.75	U	ug/L	1	0.75	1.0	0C26017	EPA 8260D	03/26/20 14:59	S1R	
Bromomethane [74-83-9]^	0.95	U	ug/L	1	0.95	1.0	0C26017	EPA 8260D	03/26/20 14:59	S1R	
Carbon disulfide [75-15-0]^	2.6	U	ug/L	1	2.6	5.0	0C26017	EPA 8260D	03/26/20 14:59	S1R	
Carbon tetrachloride [56-23-5]^	0.94	U	ug/L	1	0.94	1.0	0C26017	EPA 8260D	03/26/20 14:59	S1R	
Chlorobenzene [108-90-7]^	0.72	U	ug/L	1	0.72	1.0	0C26017	EPA 8260D	03/26/20 14:59	S1R	
Chloroethane [75-00-3]^	0.98	U	ug/L	1	0.98	1.0	0C26017	EPA 8260D	03/26/20 14:59	S1R	
Chloroform [67-66-3]^	0.80	U	ug/L	1	0.80	1.0	0C26017	EPA 8260D	03/26/20 14:59	S1R	
Chloromethane [74-87-3]^	0.82	U	ug/L	1	0.82	1.0	0C26017	EPA 8260D	03/26/20 14:59	S1R	
cis-1,2-Dichloroethene [156-59-2]^	0.53	U	ug/L	1	0.53	1.0	0C26017	EPA 8260D	03/26/20 14:59	S1R	
cis-1,3-Dichloropropene [10061-01-5]^	0.59	U	ug/L	1	0.59	1.0	0C26017	EPA 8260D	03/26/20 14:59	S1R	
Dibromochloromethane [124-48-1]^	0.44	U	ug/L	1	0.44	1.0	0C26017	EPA 8260D	03/26/20 14:59	S1R	
Dibromomethane [74-95-3]^	0.84	U	ug/L	1	0.84	1.0	0C26017	EPA 8260D	03/26/20 14:59	S1R	
Ethylbenzene [100-41-4]^	0.69	U	ug/L	1	0.69	1.0	0C26017	EPA 8260D	03/26/20 14:59	S1R	
Iodomethane [74-88-4]^	0.72	U	ug/L	1	0.72	5.0	0C26017	EPA 8260D	03/26/20 14:59	S1R	
m,p-Xylenes [108-38-3/106-42-3]^	1.3	U	ug/L	1	1.3	2.0	0C26017	EPA 8260D	03/26/20 14:59	S1R	
Methylene chloride [75-09-2]^	2.0	U	ug/L	1	2.0	5.0	0C26017	EPA 8260D	03/26/20 14:59	S1R	
o-Xylene [95-47-6]^	0.53	U	ug/L	1	0.53	1.0	0C26017	EPA 8260D	03/26/20 14:59	S1R	
Styrene [100-42-5]^	0.61	U	ug/L	1	0.61	1.0	0C26017	EPA 8260D	03/26/20 14:59	S1R	
Tetrachloroethene [127-18-4]^	0.76	U	ug/L	1	0.76	1.0	0C26017	EPA 8260D	03/26/20 14:59	S1R	
Toluene [108-88-3]^	0.72	U	ug/L	1	0.72	1.0	0C26017	EPA 8260D	03/26/20 14:59	S1R	
trans-1,2-Dichloroethene [156-60-5]^	0.73	U	ug/L	1	0.73	1.0	0C26017	EPA 8260D	03/26/20 14:59	S1R	
trans-1,3-Dichloropropene [10061-02-6]^	0.73	U	ug/L	1	0.73	1.0	0C26017	EPA 8260D	03/26/20 14:59	S1R	
trans-1,4-Dichloro-2-butene [110-57-6]^	0.79	U	ug/L	1	0.79	1.0	0C26017	EPA 8260D	03/26/20 14:59	S1R	
Trichloroethene [79-01-6]^	0.89	U	ug/L	1	0.89	1.0	0C26017	EPA 8260D	03/26/20 14:59	S1R	
Trichlorofluoromethane [75-69-4]^	0.94	U	ug/L	1	0.94	1.0	0C26017	EPA 8260D	03/26/20 14:59	S1R	
Vinyl acetate [108-05-4]^	0.60	U	ug/L	1	0.60	5.0	0C26017	EPA 8260D	03/26/20 14:59	S1R	QL-02, QV-01

This report relates only to the sample as received by the laboratory, and may only be reproduced in full.

www.encolabs.com

ANALYTICAL RESULTS

Description: MW-10B
Matrix: Ground Water
Project: ENTERPRISE LF & RECYC (FKA SID LARKIN & SON, INC.)

Lab Sample ID: AD01601-04
Sampled: 03/23/20 12:55
Sampled By: Chris Monaco

Received: 03/24/20 13:15
Work Order: AD01601

Volatile Organic Compounds by GCMS

^ - ENCO Orlando certified analyte [NELAC E83182]

Analyte [CAS Number]	Results	Flag	Units	DF	MDL	PQL	Batch	Method	Analyzed	By	Notes
Vinyl chloride [75-01-4]^	0.71	U	ug/L	1	0.71	1.0	0C26017	EPA 8260D	03/26/20 14:59	S1R	
Xylenes (Total) [1330-20-7]^	1.3	U	ug/L	1	1.3	2.0	0C26017	EPA 8260D	03/26/20 14:59	S1R	

Surrogates	*Results*	*DF*	*Spike Lvl*	*% Rec*	*% Rec Limits*	*Batch*	*Method*	*Analyzed*	*By*	Notes
4-Bromofluorobenzene	*51*	*1*	*50.0*	*103 %*	*41-142*	*0C26017*	*EPA 8260D*	*03/26/20 14:59*	*S1R*	
Dibromofluoromethane	*55*	*1*	*50.0*	*110 %*	*53-146*	*0C26017*	*EPA 8260D*	*03/26/20 14:59*	*S1R*	
Toluene-d8	*50*	*1*	*50.0*	*100 %*	*41-146*	*0C26017*	*EPA 8260D*	*03/26/20 14:59*	*S1R*	

Semivolatile Organic Compounds by GC

^ - ENCO Orlando certified analyte [NELAC E83182]

Analyte [CAS Number]	Results	Flag	Units	DF	MDL	PQL	Batch	Method	Analyzed	By	Notes
1,2-Dibromo-3-chloropropane [96-12-8]^	0.012	U	ug/L	1	0.012	0.020	0C27004	EPA 8011	03/27/20 13:02	RGG	
1,2-Dibromoethane [106-93-4]^	0.010	U	ug/L	1	0.010	0.020	0C27004	EPA 8011	03/27/20 13:02	RGG	

Surrogates	*Results*	*DF*	*Spike Lvl*	*% Rec*	*% Rec Limits*	*Batch*	*Method*	*Analyzed*	*By*	Notes
1,1,1,2-Tetrachloroethane	*0.32*	*1*	*0.250*	*128 %*	*70-130*	*0C27004*	*EPA 8011*	*03/27/20 13:02*	*RGG*	

Metals by EPA 6000/7000 Series Methods

^ - ENCO Orlando certified analyte [NELAC E83182]

Analyte [CAS Number]	Results	Flag	Units	DF	MDL	PQL	Batch	Method	Analyzed	By	Notes
Mercury [7439-97-6]^	**0.164**	I	ug/L	1	0.0230	0.200	0C25013	EPA 7470A	03/26/20 10:06	SSE	

Metals (total recoverable) by EPA 6000/7000 Series Methods

Analyte [CAS Number]	Results	Flag	Units	DF	MDL	PQL	Batch	Method	Analyzed	By	Notes
Antimony [7440-36-0]	2.50	U	ug/L	1	2.50	5.00	0C25006	EPA 6020B	03/26/20 12:01	JMA	
Arsenic [7440-38-2]	5.00	U	ug/L	1	5.00	10.0	0C25006	EPA 6020B	03/26/20 12:01	JMA	
Barium [7440-39-3]	50.0	U	ug/L	1	50.0	100	0C25006	EPA 6020B	03/26/20 12:01	JMA	
Beryllium [7440-41-7]	0.500	U	ug/L	1	0.500	1.00	0C25006	EPA 6020B	03/26/20 12:01	JMA	
Cadmium [7440-43-9]	0.500	U	ug/L	1	0.500	3.00	0C25006	EPA 6020B	03/26/20 12:01	JMA	
Chromium [7440-47-3]	5.00	U	ug/L	1	5.00	10.0	0C25006	EPA 6020B	03/26/20 12:01	JMA	
Cobalt [7440-48-4]	5.00	U	ug/L	1	5.00	10.0	0C25006	EPA 6020B	03/26/20 12:01	JMA	
Copper [7440-50-8]	2.50	U	ug/L	1	2.50	10.0	0C25006	EPA 6020B	03/26/20 12:01	JMA	
Iron [7439-89-6]	**50.3**	V	ug/L	1	25.0	50.0	0C25006	EPA 6020B	03/26/20 12:01	JMA	
Lead [7439-92-1]	2.50	U	ug/L	1	2.50	5.00	0C25006	EPA 6020B	03/26/20 12:01	JMA	
Nickel [7440-02-0]	5.00	U	ug/L	1	5.00	10.0	0C25006	EPA 6020B	03/26/20 12:01	JMA	
Selenium [7782-49-2]	5.00	U	ug/L	1	5.00	10.0	0C25006	EPA 6020B	03/26/20 12:01	JMA	
Silver [7440-22-4]	0.500	U	ug/L	1	0.500	1.00	0C25006	EPA 6020B	03/26/20 12:01	JMA	
Sodium [7440-23-5]	**6.00**		mg/L	1	0.320	1.00	0C25006	EPA 6020B	03/26/20 12:01	JMA	
Thallium [7440-28-0]	0.500	U	ug/L	1	0.500	1.00	0C25006	EPA 6020B	03/26/20 12:01	JMA	
Vanadium [7440-62-2]	5.00	U	ug/L	1	5.00	10.0	0C25006	EPA 6020B	03/26/20 12:01	JMA	
Zinc [7440-66-6]	75.0	U	ug/L	1	75.0	200	0C25006	EPA 6020B	03/26/20 12:01	JMA	

This report relates only to the sample as received by the laboratory, and may only be reproduced in full.

www.encolabs.com

ANALYTICAL RESULTS

Description: MW-10B
Matrix: Ground Water
Project: ENTERPRISE LF & RECYC (FKA SID LARKIN & SON, INC.)

Lab Sample ID: AD01601-04
Sampled: 03/23/20 12:55
Sampled By: Chris Monaco

Received: 03/24/20 13:15
Work Order: AD01601

Classical Chemistry Parameters

^ - ENCO Orlando certified analyte [NELAC E83182]

Analyte [CAS Number]	Results	Flag	Units	DF	MDL	PQL	Batch	Method	Analyzed	By	Notes
Ammonia as N [7664-41-7]^	0.0098	U	mg/L	1	0.0098	0.020	0C26009	EPA 350.1	03/26/20 14:10	kgonz	
Chloride [16887-00-6]^	**7.9**		mg/L	1	0.29	5.0	0C24002	EPA 300.0	03/24/20 21:08	RSA	
Nitrate as N [14797-55-8]^	**3.1**		mg/L	1	0.052	1.0	0C24002	EPA 300.0	03/24/20 21:08	RSA	
Total Dissolved Solids^	**250**		mg/L	1	10	10	0C25024	SM 2540C-2011	03/26/20 14:06	AMP	

Field Parameters

Analyte [CAS Number]	Results	Flag	Units	DF	MDL	PQL	Batch	Method	Analyzed	By	Notes
Depth to Water	**39.99**		Ft	1			0C31038	Field	03/23/20 12:55	CSP	
Dissolved Oxygen	**0.04**		mg/L	1	0	0	0C31038	Field	03/23/20 12:55	CSP	
Oxidation/Reduction Potential	**-28.7**		mV	1	-999	-999	0C31038	Field	03/23/20 12:55	CSP	
pH	**6.5**		pH Units	1			0C31038	Field	03/23/20 12:55	CSP	
Specific Conductance (EC)	**383.4**		umhos/cm	1	0	0	0C31038	Field	03/23/20 12:55	CSP	
Temperature	**26.3**		°C	1	0	0	0C31038	Field	03/23/20 12:55	CSP	
Turbidity	**0.5**		NTU	1	0	0	0C31038	Field	03/23/20 12:55	CSP	
Water Elevation	**70.01**		Ft	1			0C31038	Field	03/23/20 12:55	CSP	

This report relates only to the sample as received by the laboratory, and may only be reproduced in full.

www.encolabs.com

ANALYTICAL RESULTS

Description: MW-9B
Matrix: Ground Water
Project: ENTERPRISE LF & RECYC (FKA SID LARKIN & SON, INC.)

Lab Sample ID: AD01601-05
Sampled: 03/23/20 13:24
Sampled By: Chris Monaco

Received: 03/24/20 13:15
Work Order: AD01601

Volatile Organic Compounds by GCMS

^ - ENCO Orlando certified analyte [NELAC E83182]

Analyte [CAS Number]	Results	Flag	Units	DF	MDL	PQL	Batch	Method	Analyzed	By	Notes
1,1,1,2-Tetrachloroethane [630-20-6]^	0.61	U	ug/L	1	0.61	1.0	0C26017	EPA 8260D	03/26/20 15:28	S1R	
1,1,1-Trichloroethane [71-55-6]^	0.80	U	ug/L	1	0.80	1.0	0C26017	EPA 8260D	03/26/20 15:28	S1R	
1,1,2,2-Tetrachloroethane [79-34-5]^	0.54	U	ug/L	1	0.54	1.0	0C26017	EPA 8260D	03/26/20 15:28	S1R	
1,1,2-Trichloroethane [79-00-5]^	0.76	U	ug/L	1	0.76	1.0	0C26017	EPA 8260D	03/26/20 15:28	S1R	
1,1-Dichloroethane [75-34-3]^	0.62	U	ug/L	1	0.62	1.0	0C26017	EPA 8260D	03/26/20 15:28	S1R	
1,1-Dichloroethene [75-35-4]^	0.94	U	ug/L	1	0.94	1.0	0C26017	EPA 8260D	03/26/20 15:28	S1R	
1,2,3-Trichloropropane [96-18-4]^	0.64	U	ug/L	1	0.64	1.0	0C26017	EPA 8260D	03/26/20 15:28	S1R	
1,2-Dichlorobenzene [95-50-1]^	0.73	U	ug/L	1	0.73	1.0	0C26017	EPA 8260D	03/26/20 15:28	S1R	
1,2-Dichloroethane [107-06-2]^	0.63	U	ug/L	1	0.63	1.0	0C26017	EPA 8260D	03/26/20 15:28	S1R	
1,2-Dichloropropane [78-87-5]^	0.80	U	ug/L	1	0.80	1.0	0C26017	EPA 8260D	03/26/20 15:28	S1R	
1,4-Dichlorobenzene [106-46-7]^	0.76	U	ug/L	1	0.76	1.0	0C26017	EPA 8260D	03/26/20 15:28	S1R	
2-Butanone [78-93-3]^	4.5	U	ug/L	1	4.5	5.0	0C26017	EPA 8260D	03/26/20 15:28	S1R	QV-01
2-Hexanone [591-78-6]^	1.4	U	ug/L	1	1.4	5.0	0C26017	EPA 8260D	03/26/20 15:28	S1R	QV-01
4-Methyl-2-pentanone [108-10-1]^	0.79	U	ug/L	1	0.79	5.0	0C26017	EPA 8260D	03/26/20 15:28	S1R	QV-01
Acetone [67-64-1]^	10	U	ug/L	1	10	20	0C26017	EPA 8260D	03/26/20 15:28	S1R	QV-01
Acrylonitrile [107-13-1]^	3.2	U	ug/L	1	3.2	10	0C26017	EPA 8260D	03/26/20 15:28	S1R	QL-02, QV-01
Benzene [71-43-2]^	0.71	U	ug/L	1	0.71	1.0	0C26017	EPA 8260D	03/26/20 15:28	S1R	
Bromochloromethane [74-97-5]^	0.94	U	ug/L	1	0.94	1.0	0C26017	EPA 8260D	03/26/20 15:28	S1R	QV-01
Bromodichloromethane [75-27-4]^	0.52	U	ug/L	1	0.52	1.0	0C26017	EPA 8260D	03/26/20 15:28	S1R	
Bromoform [75-25-2]^	0.75	U	ug/L	1	0.75	1.0	0C26017	EPA 8260D	03/26/20 15:28	S1R	
Bromomethane [74-83-9]^	0.95	U	ug/L	1	0.95	1.0	0C26017	EPA 8260D	03/26/20 15:28	S1R	
Carbon disulfide [75-15-0]^	2.6	U	ug/L	1	2.6	5.0	0C26017	EPA 8260D	03/26/20 15:28	S1R	
Carbon tetrachloride [56-23-5]^	0.94	U	ug/L	1	0.94	1.0	0C26017	EPA 8260D	03/26/20 15:28	S1R	
Chlorobenzene [108-90-7]^	0.72	U	ug/L	1	0.72	1.0	0C26017	EPA 8260D	03/26/20 15:28	S1R	
Chloroethane [75-00-3]^	0.98	U	ug/L	1	0.98	1.0	0C26017	EPA 8260D	03/26/20 15:28	S1R	
Chloroform [67-66-3]^	0.80	U	ug/L	1	0.80	1.0	0C26017	EPA 8260D	03/26/20 15:28	S1R	
Chloromethane [74-87-3]^	0.82	U	ug/L	1	0.82	1.0	0C26017	EPA 8260D	03/26/20 15:28	S1R	
cis-1,2-Dichloroethene [156-59-2]^	0.53	U	ug/L	1	0.53	1.0	0C26017	EPA 8260D	03/26/20 15:28	S1R	
cis-1,3-Dichloropropene [10061-01-5]^	0.59	U	ug/L	1	0.59	1.0	0C26017	EPA 8260D	03/26/20 15:28	S1R	
Dibromochloromethane [124-48-1]^	0.44	U	ug/L	1	0.44	1.0	0C26017	EPA 8260D	03/26/20 15:28	S1R	
Dibromomethane [74-95-3]^	0.84	U	ug/L	1	0.84	1.0	0C26017	EPA 8260D	03/26/20 15:28	S1R	
Ethylbenzene [100-41-4]^	0.69	U	ug/L	1	0.69	1.0	0C26017	EPA 8260D	03/26/20 15:28	S1R	
Iodomethane [74-88-4]^	0.72	U	ug/L	1	0.72	5.0	0C26017	EPA 8260D	03/26/20 15:28	S1R	
m,p-Xylenes [108-38-3/106-42-3]^	1.3	U	ug/L	1	1.3	2.0	0C26017	EPA 8260D	03/26/20 15:28	S1R	
Methylene chloride [75-09-2]^	2.0	U	ug/L	1	2.0	5.0	0C26017	EPA 8260D	03/26/20 15:28	S1R	
o-Xylene [95-47-6]^	0.53	U	ug/L	1	0.53	1.0	0C26017	EPA 8260D	03/26/20 15:28	S1R	
Styrene [100-42-5]^	0.61	U	ug/L	1	0.61	1.0	0C26017	EPA 8260D	03/26/20 15:28	S1R	
Tetrachloroethene [127-18-4]^	0.76	U	ug/L	1	0.76	1.0	0C26017	EPA 8260D	03/26/20 15:28	S1R	
Toluene [108-88-3]^	0.72	U	ug/L	1	0.72	1.0	0C26017	EPA 8260D	03/26/20 15:28	S1R	
trans-1,2-Dichloroethene [156-60-5]^	0.73	U	ug/L	1	0.73	1.0	0C26017	EPA 8260D	03/26/20 15:28	S1R	
trans-1,3-Dichloropropene [10061-02-6]^	0.73	U	ug/L	1	0.73	1.0	0C26017	EPA 8260D	03/26/20 15:28	S1R	
trans-1,4-Dichloro-2-butene [110-57-6]^	0.79	U	ug/L	1	0.79	1.0	0C26017	EPA 8260D	03/26/20 15:28	S1R	
Trichloroethene [79-01-6]^	0.89	U	ug/L	1	0.89	1.0	0C26017	EPA 8260D	03/26/20 15:28	S1R	
Trichlorofluoromethane [75-69-4]^	0.94	U	ug/L	1	0.94	1.0	0C26017	EPA 8260D	03/26/20 15:28	S1R	
Vinyl acetate [108-05-4]^	0.60	U	ug/L	1	0.60	5.0	0C26017	EPA 8260D	03/26/20 15:28	S1R	QL-02, QV-01

This report relates only to the sample as received by the laboratory, and may only be reproduced in full.

www.encolabs.com

ANALYTICAL RESULTS

Description: MW-9B
Matrix: Ground Water
Project: ENTERPRISE LF & RECYC (FKA SID LARKIN & SON, INC.)

Lab Sample ID: AD01601-05
Sampled: 03/23/20 13:24
Sampled By: Chris Monaco

Received: 03/24/20 13:15
Work Order: AD01601

Volatile Organic Compounds by GCMS

^ - ENCO Orlando certified analyte [NELAC E83182]

Analyte [CAS Number]	Results	Flag	Units	DF	MDL	PQL	Batch	Method	Analyzed	By	Notes
Vinyl chloride [75-01-4]^	0.71	U	ug/L	1	0.71	1.0	0C26017	EPA 8260D	03/26/20 15:28	S1R	
Xylenes (Total) [1330-20-7]^	1.3	U	ug/L	1	1.3	2.0	0C26017	EPA 8260D	03/26/20 15:28	S1R	

Surrogates	*Results*	*DF*	*Spike Lvl*	*% Rec*	*% Rec Limits*	*Batch*	*Method*	*Analyzed*	*By*	Notes
4-Bromofluorobenzene	*49*	*1*	*50.0*	*97 %*	*41-142*	*0C26017*	*EPA 8260D*	*03/26/20 15:28*	*S1R*	
Dibromofluoromethane	*53*	*1*	*50.0*	*105 %*	*53-146*	*0C26017*	*EPA 8260D*	*03/26/20 15:28*	*S1R*	
Toluene-d8	*48*	*1*	*50.0*	*97 %*	*41-146*	*0C26017*	*EPA 8260D*	*03/26/20 15:28*	*S1R*	

Semivolatile Organic Compounds by GC

^ - ENCO Orlando certified analyte [NELAC E83182]

Analyte [CAS Number]	Results	Flag	Units	DF	MDL	PQL	Batch	Method	Analyzed	By	Notes
1,2-Dibromo-3-chloropropane [96-12-8]^	0.012	U	ug/L	1	0.012	0.020	0C27004	EPA 8011	03/27/20 13:18	RGG	
1,2-Dibromoethane [106-93-4]^	0.010	U	ug/L	1	0.010	0.020	0C27004	EPA 8011	03/27/20 13:18	RGG	

Surrogates	*Results*	*DF*	*Spike Lvl*	*% Rec*	*% Rec Limits*	*Batch*	*Method*	*Analyzed*	*By*	Notes
1,1,1,2-Tetrachloroethane	*0.32*	*1*	*0.250*	*129 %*	*70-130*	*0C27004*	*EPA 8011*	*03/27/20 13:18*	*RGG*	

Metals by EPA 6000/7000 Series Methods

^ - ENCO Orlando certified analyte [NELAC E83182]

Analyte [CAS Number]	Results	Flag	Units	DF	MDL	PQL	Batch	Method	Analyzed	By	Notes
Mercury [7439-97-6]^	0.0230	U	ug/L	1	0.0230	0.200	0C25013	EPA 7470A	03/26/20 10:09	SSE	

Metals (total recoverable) by EPA 6000/7000 Series Methods

Analyte [CAS Number]	Results	Flag	Units	DF	MDL	PQL	Batch	Method	Analyzed	By	Notes
Antimony [7440-36-0]	2.50	U	ug/L	1	2.50	5.00	0C25006	EPA 6020B	03/26/20 12:05	JMA	
Arsenic [7440-38-2]	5.00	U	ug/L	1	5.00	10.0	0C25006	EPA 6020B	03/26/20 12:05	JMA	
Barium [7440-39-3]	50.0	U	ug/L	1	50.0	100	0C25006	EPA 6020B	03/26/20 12:05	JMA	
Beryllium [7440-41-7]	0.500	U	ug/L	1	0.500	1.00	0C25006	EPA 6020B	03/26/20 12:05	JMA	
Cadmium [7440-43-9]	0.500	U	ug/L	1	0.500	3.00	0C25006	EPA 6020B	03/26/20 12:05	JMA	
Chromium [7440-47-3]	5.00	U	ug/L	1	5.00	10.0	0C25006	EPA 6020B	03/26/20 12:05	JMA	
Cobalt [7440-48-4]	5.00	U	ug/L	1	5.00	10.0	0C25006	EPA 6020B	03/26/20 12:05	JMA	
Copper [7440-50-8]	2.50	U	ug/L	1	2.50	10.0	0C25006	EPA 6020B	03/26/20 12:05	JMA	
Iron [7439-89-6]	**32.1**	IV	ug/L	1	25.0	50.0	0C25006	EPA 6020B	03/26/20 12:05	JMA	
Lead [7439-92-1]	2.50	U	ug/L	1	2.50	5.00	0C25006	EPA 6020B	03/26/20 12:05	JMA	
Nickel [7440-02-0]	5.00	U	ug/L	1	5.00	10.0	0C25006	EPA 6020B	03/26/20 12:05	JMA	
Selenium [7782-49-2]	5.00	U	ug/L	1	5.00	10.0	0C25006	EPA 6020B	03/26/20 12:05	JMA	
Silver [7440-22-4]	0.500	U	ug/L	1	0.500	1.00	0C25006	EPA 6020B	03/26/20 12:05	JMA	
Sodium [7440-23-5]	**5.61**		mg/L	1	0.320	1.00	0C25006	EPA 6020B	03/26/20 12:05	JMA	
Thallium [7440-28-0]	0.500	U	ug/L	1	0.500	1.00	0C25006	EPA 6020B	03/26/20 12:05	JMA	
Vanadium [7440-62-2]	5.00	U	ug/L	1	5.00	10.0	0C25006	EPA 6020B	03/26/20 12:05	JMA	
Zinc [7440-66-6]	75.0	U	ug/L	1	75.0	200	0C25006	EPA 6020B	03/26/20 12:05	JMA	

This report relates only to the sample as received by the laboratory, and may only be reproduced in full.

www.encolabs.com

ANALYTICAL RESULTS

Description: MW-9B
Matrix: Ground Water
Project: ENTERPRISE LF & RECYC (FKA SID LARKIN & SON, INC.)

Lab Sample ID: AD01601-05
Sampled: 03/23/20 13:24
Sampled By: Chris Monaco

Received: 03/24/20 13:15
Work Order: AD01601

Classical Chemistry Parameters

^ - ENCO Orlando certified analyte [NELAC E83182]

Analyte [CAS Number]	Results	Flag	Units	DF	MDL	PQL	Batch	Method	Analyzed	By	Notes
Ammonia as N [7664-41-7]^	0.0098	U	mg/L	1	0.0098	0.020	0C26009	EPA 350.1	03/26/20 14:11	kgonz	
Chloride [16887-00-6]^	**7.2**		mg/L	1	0.29	5.0	0C24002	EPA 300.0	03/24/20 21:24	RSA	
Nitrate as N [14797-55-8]^	**3.8**		mg/L	1	0.052	1.0	0C24002	EPA 300.0	03/24/20 21:24	RSA	
Total Dissolved Solids^	**300**		mg/L	1	10	10	0C25024	SM 2540C-2011	03/26/20 14:06	AMP	

Field Parameters

Analyte [CAS Number]	Results	Flag	Units	DF	MDL	PQL	Batch	Method	Analyzed	By	Notes
Depth to Water	**39.75**		Ft	1			0C31038	Field	03/23/20 13:24	CSP	
Dissolved Oxygen	**1.57**		mg/L	1	0	0	0C31038	Field	03/23/20 13:24	CSP	
Oxidation/Reduction Potential	**81.8**		mV	1	-999	-999	0C31038	Field	03/23/20 13:24	CSP	
pH	**6.9**		pH Units	1			0C31038	Field	03/23/20 13:24	CSP	
Specific Conductance (EC)	**505**		umhos/cm	1	0	0	0C31038	Field	03/23/20 13:24	CSP	
Temperature	**27.3**		°C	1	0	0	0C31038	Field	03/23/20 13:24	CSP	
Turbidity	**2.8**		NTU	1	0	0	0C31038	Field	03/23/20 13:24	CSP	
Water Elevation	**70**		Ft	1			0C31038	Field	03/23/20 13:24	CSP	

This report relates only to the sample as received by the laboratory, and may only be reproduced in full.

www.encolabs.com

ANALYTICAL RESULTS

Description: MW-8B
Matrix: Ground Water
Project: ENTERPRISE LF & RECYC (FKA SID LARKIN & SON, INC.)

Lab Sample ID: AD01601-06
Sampled: 03/23/20 14:02
Sampled By: Chris Monaco

Received: 03/24/20 13:15
Work Order: AD01601

Volatile Organic Compounds by GCMS

^ - ENCO Orlando certified analyte [NELAC E83182]

Analyte [CAS Number]	Results	Flag	Units	DF	MDL	PQL	Batch	Method	Analyzed	By	Notes
1,1,1,2-Tetrachloroethane [630-20-6]^	0.61	U	ug/L	1	0.61	1.0	0C26017	EPA 8260D	03/26/20 15:57	S1R	
1,1,1-Trichloroethane [71-55-6]^	0.80	U	ug/L	1	0.80	1.0	0C26017	EPA 8260D	03/26/20 15:57	S1R	
1,1,2,2-Tetrachloroethane [79-34-5]^	0.54	U	ug/L	1	0.54	1.0	0C26017	EPA 8260D	03/26/20 15:57	S1R	
1,1,2-Trichloroethane [79-00-5]^	0.76	U	ug/L	1	0.76	1.0	0C26017	EPA 8260D	03/26/20 15:57	S1R	
1,1-Dichloroethane [75-34-3]^	0.62	U	ug/L	1	0.62	1.0	0C26017	EPA 8260D	03/26/20 15:57	S1R	
1,1-Dichloroethene [75-35-4]^	0.94	U	ug/L	1	0.94	1.0	0C26017	EPA 8260D	03/26/20 15:57	S1R	
1,2,3-Trichloropropane [96-18-4]^	0.64	U	ug/L	1	0.64	1.0	0C26017	EPA 8260D	03/26/20 15:57	S1R	
1,2-Dichlorobenzene [95-50-1]^	0.73	U	ug/L	1	0.73	1.0	0C26017	EPA 8260D	03/26/20 15:57	S1R	
1,2-Dichloroethane [107-06-2]^	0.63	U	ug/L	1	0.63	1.0	0C26017	EPA 8260D	03/26/20 15:57	S1R	
1,2-Dichloropropane [78-87-5]^	0.80	U	ug/L	1	0.80	1.0	0C26017	EPA 8260D	03/26/20 15:57	S1R	
1,4-Dichlorobenzene [106-46-7]^	0.76	U	ug/L	1	0.76	1.0	0C26017	EPA 8260D	03/26/20 15:57	S1R	
2-Butanone [78-93-3]^	4.5	U	ug/L	1	4.5	5.0	0C26017	EPA 8260D	03/26/20 15:57	S1R	QV-01
2-Hexanone [591-78-6]^	1.4	U	ug/L	1	1.4	5.0	0C26017	EPA 8260D	03/26/20 15:57	S1R	QV-01
4-Methyl-2-pentanone [108-10-1]^	0.79	U	ug/L	1	0.79	5.0	0C26017	EPA 8260D	03/26/20 15:57	S1R	QV-01
Acetone [67-64-1]^	10	U	ug/L	1	10	20	0C26017	EPA 8260D	03/26/20 15:57	S1R	QV-01
Acrylonitrile [107-13-1]^	3.2	U	ug/L	1	3.2	10	0C26017	EPA 8260D	03/26/20 15:57	S1R	QL-02, QV-01
Benzene [71-43-2]^	0.71	U	ug/L	1	0.71	1.0	0C26017	EPA 8260D	03/26/20 15:57	S1R	
Bromochloromethane [74-97-5]^	0.94	U	ug/L	1	0.94	1.0	0C26017	EPA 8260D	03/26/20 15:57	S1R	QV-01
Bromodichloromethane [75-27-4]^	0.52	U	ug/L	1	0.52	1.0	0C26017	EPA 8260D	03/26/20 15:57	S1R	
Bromoform [75-25-2]^	0.75	U	ug/L	1	0.75	1.0	0C26017	EPA 8260D	03/26/20 15:57	S1R	
Bromomethane [74-83-9]^	0.95	U	ug/L	1	0.95	1.0	0C26017	EPA 8260D	03/26/20 15:57	S1R	
Carbon disulfide [75-15-0]^	2.6	U	ug/L	1	2.6	5.0	0C26017	EPA 8260D	03/26/20 15:57	S1R	
Carbon tetrachloride [56-23-5]^	0.94	U	ug/L	1	0.94	1.0	0C26017	EPA 8260D	03/26/20 15:57	S1R	
Chlorobenzene [108-90-7]^	0.72	U	ug/L	1	0.72	1.0	0C26017	EPA 8260D	03/26/20 15:57	S1R	
Chloroethane [75-00-3]^	0.98	U	ug/L	1	0.98	1.0	0C26017	EPA 8260D	03/26/20 15:57	S1R	
Chloroform [67-66-3]^	0.80	U	ug/L	1	0.80	1.0	0C26017	EPA 8260D	03/26/20 15:57	S1R	
Chloromethane [74-87-3]^	0.82	U	ug/L	1	0.82	1.0	0C26017	EPA 8260D	03/26/20 15:57	S1R	
cis-1,2-Dichloroethene [156-59-2]^	0.53	U	ug/L	1	0.53	1.0	0C26017	EPA 8260D	03/26/20 15:57	S1R	
cis-1,3-Dichloropropene [10061-01-5]^	0.59	U	ug/L	1	0.59	1.0	0C26017	EPA 8260D	03/26/20 15:57	S1R	
Dibromochloromethane [124-48-1]^	0.44	U	ug/L	1	0.44	1.0	0C26017	EPA 8260D	03/26/20 15:57	S1R	
Dibromomethane [74-95-3]^	0.84	U	ug/L	1	0.84	1.0	0C26017	EPA 8260D	03/26/20 15:57	S1R	
Ethylbenzene [100-41-4]^	0.69	U	ug/L	1	0.69	1.0	0C26017	EPA 8260D	03/26/20 15:57	S1R	
Iodomethane [74-88-4]^	0.72	U	ug/L	1	0.72	5.0	0C26017	EPA 8260D	03/26/20 15:57	S1R	
m,p-Xylenes [108-38-3/106-42-3]^	1.3	U	ug/L	1	1.3	2.0	0C26017	EPA 8260D	03/26/20 15:57	S1R	
Methylene chloride [75-09-2]^	2.0	U	ug/L	1	2.0	5.0	0C26017	EPA 8260D	03/26/20 15:57	S1R	
o-Xylene [95-47-6]^	0.53	U	ug/L	1	0.53	1.0	0C26017	EPA 8260D	03/26/20 15:57	S1R	
Styrene [100-42-5]^	0.61	U	ug/L	1	0.61	1.0	0C26017	EPA 8260D	03/26/20 15:57	S1R	
Tetrachloroethene [127-18-4]^	0.76	U	ug/L	1	0.76	1.0	0C26017	EPA 8260D	03/26/20 15:57	S1R	
Toluene [108-88-3]^	0.72	U	ug/L	1	0.72	1.0	0C26017	EPA 8260D	03/26/20 15:57	S1R	
trans-1,2-Dichloroethene [156-60-5]^	0.73	U	ug/L	1	0.73	1.0	0C26017	EPA 8260D	03/26/20 15:57	S1R	
trans-1,3-Dichloropropene [10061-02-6]^	0.73	U	ug/L	1	0.73	1.0	0C26017	EPA 8260D	03/26/20 15:57	S1R	
trans-1,4-Dichloro-2-butene [110-57-6]^	0.79	U	ug/L	1	0.79	1.0	0C26017	EPA 8260D	03/26/20 15:57	S1R	
Trichloroethene [79-01-6]^	0.89	U	ug/L	1	0.89	1.0	0C26017	EPA 8260D	03/26/20 15:57	S1R	
Trichlorofluoromethane [75-69-4]^	0.94	U	ug/L	1	0.94	1.0	0C26017	EPA 8260D	03/26/20 15:57	S1R	
Vinyl acetate [108-05-4]^	0.60	U	ug/L	1	0.60	5.0	0C26017	EPA 8260D	03/26/20 15:57	S1R	QL-02, QV-01

This report relates only to the sample as received by the laboratory, and may only be reproduced in full.

www.encolabs.com

ANALYTICAL RESULTS

Description: MW-8B
Matrix: Ground Water
Project: ENTERPRISE LF & RECYC (FKA SID LARKIN & SON, INC.)

Lab Sample ID: AD01601-06
Sampled: 03/23/20 14:02
Sampled By: Chris Monaco

Received: 03/24/20 13:15
Work Order: AD01601

Volatile Organic Compounds by GCMS

^ - ENCO Orlando certified analyte [NELAC E83182]

Analyte [CAS Number]	Results	Flag	Units	DF	MDL	PQL	Batch	Method	Analyzed	By	Notes
Vinyl chloride [75-01-4]^	0.71	U	ug/L	1	0.71	1.0	0C26017	EPA 8260D	03/26/20 15:57	S1R	
Xylenes (Total) [1330-20-7]^	1.3	U	ug/L	1	1.3	2.0	0C26017	EPA 8260D	03/26/20 15:57	S1R	

Surrogates	*Results*	*DF*	*Spike Lvl*	*% Rec*	*% Rec Limits*	*Batch*	*Method*	*Analyzed*	*By*	Notes
4-Bromofluorobenzene	*49*	*1*	*50.0*	*97 %*	*41-142*	*0C26017*	*EPA 8260D*	*03/26/20 15:57*	*S1R*	
Dibromofluoromethane	*52*	*1*	*50.0*	*103 %*	*53-146*	*0C26017*	*EPA 8260D*	*03/26/20 15:57*	*S1R*	
Toluene-d8	*48*	*1*	*50.0*	*95 %*	*41-146*	*0C26017*	*EPA 8260D*	*03/26/20 15:57*	*S1R*	

Semivolatile Organic Compounds by GC

^ - ENCO Orlando certified analyte [NELAC E83182]

Analyte [CAS Number]	Results	Flag	Units	DF	MDL	PQL	Batch	Method	Analyzed	By	Notes
1,2-Dibromo-3-chloropropane [96-12-8]^	0.012	U	ug/L	1	0.012	0.020	0C27004	EPA 8011	03/27/20 13:34	RGG	
1,2-Dibromoethane [106-93-4]^	0.010	U	ug/L	1	0.010	0.020	0C27004	EPA 8011	03/27/20 13:34	RGG	

Surrogates	*Results*	*DF*	*Spike Lvl*	*% Rec*	*% Rec Limits*	*Batch*	*Method*	*Analyzed*	*By*	Notes
1,1,1,2-Tetrachloroethane	*0.32*	*1*	*0.250*	*128 %*	*70-130*	*0C27004*	*EPA 8011*	*03/27/20 13:34*	*RGG*	

Metals by EPA 6000/7000 Series Methods

^ - ENCO Orlando certified analyte [NELAC E83182]

Analyte [CAS Number]	Results	Flag	Units	DF	MDL	PQL	Batch	Method	Analyzed	By	Notes
Mercury [7439-97-6]^	0.0230	U	ug/L	1	0.0230	0.200	0C25013	EPA 7470A	03/26/20 10:24	SSE	

Metals (total recoverable) by EPA 6000/7000 Series Methods

Analyte [CAS Number]	Results	Flag	Units	DF	MDL	PQL	Batch	Method	Analyzed	By	Notes
Antimony [7440-36-0]	2.50	U	ug/L	1	2.50	5.00	0C25006	EPA 6020B	03/26/20 12:13	JMA	
Arsenic [7440-38-2]	5.00	U	ug/L	1	5.00	10.0	0C25006	EPA 6020B	03/26/20 12:13	JMA	
Barium [7440-39-3]	**71.9**	I	ug/L	1	50.0	100	0C25006	EPA 6020B	03/26/20 12:13	JMA	
Beryllium [7440-41-7]	0.500	U	ug/L	1	0.500	1.00	0C25006	EPA 6020B	03/26/20 12:13	JMA	
Cadmium [7440-43-9]	0.500	U	ug/L	1	0.500	3.00	0C25006	EPA 6020B	03/26/20 12:13	JMA	
Chromium [7440-47-3]	5.00	U	ug/L	1	5.00	10.0	0C25006	EPA 6020B	03/26/20 12:13	JMA	
Cobalt [7440-48-4]	5.00	U	ug/L	1	5.00	10.0	0C25006	EPA 6020B	03/26/20 12:13	JMA	
Copper [7440-50-8]	2.50	U	ug/L	1	2.50	10.0	0C25006	EPA 6020B	03/26/20 12:13	JMA	
Iron [7439-89-6]	**4500**	V	ug/L	1	25.0	50.0	0C25006	EPA 6020B	03/26/20 12:13	JMA	
Lead [7439-92-1]	2.50	U	ug/L	1	2.50	5.00	0C25006	EPA 6020B	03/26/20 12:13	JMA	
Nickel [7440-02-0]	5.00	U	ug/L	1	5.00	10.0	0C25006	EPA 6020B	03/26/20 12:13	JMA	
Selenium [7782-49-2]	5.00	U	ug/L	1	5.00	10.0	0C25006	EPA 6020B	03/26/20 12:13	JMA	
Silver [7440-22-4]	0.500	U	ug/L	1	0.500	1.00	0C25006	EPA 6020B	03/26/20 12:13	JMA	
Sodium [7440-23-5]	**12.6**		mg/L	1	0.320	1.00	0C25006	EPA 6020B	03/26/20 12:13	JMA	
Thallium [7440-28-0]	0.500	U	ug/L	1	0.500	1.00	0C25006	EPA 6020B	03/26/20 12:13	JMA	
Vanadium [7440-62-2]	5.00	U	ug/L	1	5.00	10.0	0C25006	EPA 6020B	03/26/20 12:13	JMA	
Zinc [7440-66-6]	75.0	U	ug/L	1	75.0	200	0C25006	EPA 6020B	03/26/20 12:13	JMA	

This report relates only to the sample as received by the laboratory, and may only be reproduced in full.

www.encolabs.com

ANALYTICAL RESULTS

Description:	MW-8B	**Lab Sample ID:**	AD01601-06	**Received:**	03/24/20 13:15
Matrix:	Ground Water	**Sampled:**	03/23/20 14:02	**Work Order:**	AD01601
Project:	ENTERPRISE LF & RECYC (FKA SID LARKIN & SON, INC.)	**Sampled By:**	Chris Monaco		

Classical Chemistry Parameters

^ - ENCO Orlando certified analyte [NELAC E83182]

Analyte [CAS Number]	Results	Flag	Units	DF	MDL	PQL	Batch	Method	Analyzed	By	Notes
Ammonia as N [7664-41-7]^	**1.7**		mg/L	1	0.0098	0.020	0C26009	EPA 350.1	03/26/20 14:12	kgonz	
Chloride [16887-00-6]^	**17**		mg/L	1	0.29	5.0	0C24002	EPA 300.0	03/24/20 21:40	RSA	
Nitrate as N [14797-55-8]^	0.052	U	mg/L	1	0.052	1.0	0C24002	EPA 300.0	03/24/20 21:40	RSA	
Total Dissolved Solids^	**310**		mg/L	1	10	10	0C25024	SM 2540C-2011	03/26/20 14:06	AMP	

Field Parameters

Analyte [CAS Number]	Results	Flag	Units	DF	MDL	PQL	Batch	Method	Analyzed	By	Notes
Depth to Water	**38.67**		Ft	1			0C31038	Field	03/23/20 14:02	CSP	
Dissolved Oxygen	**0.03**		mg/L	1	0	0	0C31038	Field	03/23/20 14:02	CSP	
Oxidation/Reduction Potential	**-127.8**		mV	1	-999	-999	0C31038	Field	03/23/20 14:02	CSP	
pH	**6.71**		pH Units	1			0C31038	Field	03/23/20 14:02	CSP	
Specific Conductance (EC)	**635**		umhos/cm	1	0	0	0C31038	Field	03/23/20 14:02	CSP	
Temperature	**27.4**		°C	1	0	0	0C31038	Field	03/23/20 14:02	CSP	
Turbidity	**0.5**		NTU	1	0	0	0C31038	Field	03/23/20 14:02	CSP	
Water Elevation	**69.85**		Ft	1			0C31038	Field	03/23/20 14:02	CSP	

This report relates only to the sample as received by the laboratory, and may only be reproduced in full.

www.encolabs.com

ANALYTICAL RESULTS

Description: MW-7BR
Matrix: Ground Water
Project: ENTERPRISE LF & RECYC (FKA SID LARKIN & SON, INC.)

Lab Sample ID: AD01601-07
Sampled: 03/23/20 14:40
Sampled By: Chris Monaco

Received: 03/24/20 13:15
Work Order: AD01601

Volatile Organic Compounds by GCMS

^ - ENCO Orlando certified analyte [NELAC E83182]

Analyte [CAS Number]	Results	Flag	Units	DF	MDL	PQL	Batch	Method	Analyzed	By	Notes
1,1,1,2-Tetrachloroethane [630-20-6]^	0.61	U	ug/L	1	0.61	1.0	0C26017	EPA 8260D	03/26/20 16:26	S1R	
1,1,1-Trichloroethane [71-55-6]^	0.80	U	ug/L	1	0.80	1.0	0C26017	EPA 8260D	03/26/20 16:26	S1R	
1,1,2,2-Tetrachloroethane [79-34-5]^	0.54	U	ug/L	1	0.54	1.0	0C26017	EPA 8260D	03/26/20 16:26	S1R	
1,1,2-Trichloroethane [79-00-5]^	0.76	U	ug/L	1	0.76	1.0	0C26017	EPA 8260D	03/26/20 16:26	S1R	
1,1-Dichloroethane [75-34-3]^	0.62	U	ug/L	1	0.62	1.0	0C26017	EPA 8260D	03/26/20 16:26	S1R	
1,1-Dichloroethene [75-35-4]^	0.94	U	ug/L	1	0.94	1.0	0C26017	EPA 8260D	03/26/20 16:26	S1R	
1,2,3-Trichloropropane [96-18-4]^	0.64	U	ug/L	1	0.64	1.0	0C26017	EPA 8260D	03/26/20 16:26	S1R	
1,2-Dichlorobenzene [95-50-1]^	0.73	U	ug/L	1	0.73	1.0	0C26017	EPA 8260D	03/26/20 16:26	S1R	
1,2-Dichloroethane [107-06-2]^	0.63	U	ug/L	1	0.63	1.0	0C26017	EPA 8260D	03/26/20 16:26	S1R	
1,2-Dichloropropane [78-87-5]^	0.80	U	ug/L	1	0.80	1.0	0C26017	EPA 8260D	03/26/20 16:26	S1R	
1,4-Dichlorobenzene [106-46-7]^	0.76	U	ug/L	1	0.76	1.0	0C26017	EPA 8260D	03/26/20 16:26	S1R	
2-Butanone [78-93-3]^	4.5	U	ug/L	1	4.5	5.0	0C26017	EPA 8260D	03/26/20 16:26	S1R	QV-01
2-Hexanone [591-78-6]^	1.4	U	ug/L	1	1.4	5.0	0C26017	EPA 8260D	03/26/20 16:26	S1R	QV-01
4-Methyl-2-pentanone [108-10-1]^	0.79	U	ug/L	1	0.79	5.0	0C26017	EPA 8260D	03/26/20 16:26	S1R	QV-01
Acetone [67-64-1]^	10	U	ug/L	1	10	20	0C26017	EPA 8260D	03/26/20 16:26	S1R	QV-01
Acrylonitrile [107-13-1]^	3.2	U	ug/L	1	3.2	10	0C26017	EPA 8260D	03/26/20 16:26	S1R	QL-02, QV-01
Benzene [71-43-2]^	0.71	U	ug/L	1	0.71	1.0	0C26017	EPA 8260D	03/26/20 16:26	S1R	
Bromochloromethane [74-97-5]^	0.94	U	ug/L	1	0.94	1.0	0C26017	EPA 8260D	03/26/20 16:26	S1R	QV-01
Bromodichloromethane [75-27-4]^	0.52	U	ug/L	1	0.52	1.0	0C26017	EPA 8260D	03/26/20 16:26	S1R	
Bromoform [75-25-2]^	0.75	U	ug/L	1	0.75	1.0	0C26017	EPA 8260D	03/26/20 16:26	S1R	
Bromomethane [74-83-9]^	0.95	U	ug/L	1	0.95	1.0	0C26017	EPA 8260D	03/26/20 16:26	S1R	
Carbon disulfide [75-15-0]^	2.6	U	ug/L	1	2.6	5.0	0C26017	EPA 8260D	03/26/20 16:26	S1R	
Carbon tetrachloride [56-23-5]^	0.94	U	ug/L	1	0.94	1.0	0C26017	EPA 8260D	03/26/20 16:26	S1R	
Chlorobenzene [108-90-7]^	0.72	U	ug/L	1	0.72	1.0	0C26017	EPA 8260D	03/26/20 16:26	S1R	
Chloroethane [75-00-3]^	0.98	U	ug/L	1	0.98	1.0	0C26017	EPA 8260D	03/26/20 16:26	S1R	
Chloroform [67-66-3]^	0.80	U	ug/L	1	0.80	1.0	0C26017	EPA 8260D	03/26/20 16:26	S1R	
Chloromethane [74-87-3]^	0.82	U	ug/L	1	0.82	1.0	0C26017	EPA 8260D	03/26/20 16:26	S1R	
cis-1,2-Dichloroethene [156-59-2]^	0.53	U	ug/L	1	0.53	1.0	0C26017	EPA 8260D	03/26/20 16:26	S1R	
cis-1,3-Dichloropropene [10061-01-5]^	0.59	U	ug/L	1	0.59	1.0	0C26017	EPA 8260D	03/26/20 16:26	S1R	
Dibromochloromethane [124-48-1]^	0.44	U	ug/L	1	0.44	1.0	0C26017	EPA 8260D	03/26/20 16:26	S1R	
Dibromomethane [74-95-3]^	0.84	U	ug/L	1	0.84	1.0	0C26017	EPA 8260D	03/26/20 16:26	S1R	
Ethylbenzene [100-41-4]^	0.69	U	ug/L	1	0.69	1.0	0C26017	EPA 8260D	03/26/20 16:26	S1R	
Iodomethane [74-88-4]^	0.72	U	ug/L	1	0.72	5.0	0C26017	EPA 8260D	03/26/20 16:26	S1R	
m,p-Xylenes [108-38-3/106-42-3]^	1.3	U	ug/L	1	1.3	2.0	0C26017	EPA 8260D	03/26/20 16:26	S1R	
Methylene chloride [75-09-2]^	2.0	U	ug/L	1	2.0	5.0	0C26017	EPA 8260D	03/26/20 16:26	S1R	
o-Xylene [95-47-6]^	0.53	U	ug/L	1	0.53	1.0	0C26017	EPA 8260D	03/26/20 16:26	S1R	
Styrene [100-42-5]^	0.61	U	ug/L	1	0.61	1.0	0C26017	EPA 8260D	03/26/20 16:26	S1R	
Tetrachloroethene [127-18-4]^	0.76	U	ug/L	1	0.76	1.0	0C26017	EPA 8260D	03/26/20 16:26	S1R	
Toluene [108-88-3]^	0.72	U	ug/L	1	0.72	1.0	0C26017	EPA 8260D	03/26/20 16:26	S1R	
trans-1,2-Dichloroethene [156-60-5]^	0.73	U	ug/L	1	0.73	1.0	0C26017	EPA 8260D	03/26/20 16:26	S1R	
trans-1,3-Dichloropropene [10061-02-6]^	0.73	U	ug/L	1	0.73	1.0	0C26017	EPA 8260D	03/26/20 16:26	S1R	
trans-1,4-Dichloro-2-butene [110-57-6]^	0.79	U	ug/L	1	0.79	1.0	0C26017	EPA 8260D	03/26/20 16:26	S1R	
Trichloroethene [79-01-6]^	0.89	U	ug/L	1	0.89	1.0	0C26017	EPA 8260D	03/26/20 16:26	S1R	
Trichlorofluoromethane [75-69-4]^	0.94	U	ug/L	1	0.94	1.0	0C26017	EPA 8260D	03/26/20 16:26	S1R	
Vinyl acetate [108-05-4]^	0.60	U	ug/L	1	0.60	5.0	0C26017	EPA 8260D	03/26/20 16:26	S1R	QL-02, QV-01

This report relates only to the sample as received by the laboratory, and may only be reproduced in full.

www.encolabs.com

ANALYTICAL RESULTS

Description: MW-7BR
Matrix: Ground Water
Project: ENTERPRISE LF & RECYC (FKA SID LARKIN & SON, INC.)

Lab Sample ID: AD01601-07
Sampled: 03/23/20 14:40
Sampled By: Chris Monaco

Received: 03/24/20 13:15
Work Order: AD01601

Volatile Organic Compounds by GCMS

^ - ENCO Orlando certified analyte [NELAC E83182]

Analyte [CAS Number]	Results	Flag	Units	DF	MDL	PQL	Batch	Method	Analyzed	By	Notes
Vinyl chloride [75-01-4]^	0.71	U	ug/L	1	0.71	1.0	0C26017	EPA 8260D	03/26/20 16:26	S1R	
Xylenes (Total) [1330-20-7]^	1.3	U	ug/L	1	1.3	2.0	0C26017	EPA 8260D	03/26/20 16:26	S1R	

Surrogates	*Results*	*DF*	*Spike Lvl*	*% Rec*	*% Rec Limits*	*Batch*	*Method*	*Analyzed*	*By*	Notes
4-Bromofluorobenzene	*50*	*1*	*50.0*	*101 %*	*41-142*	*0C26017*	*EPA 8260D*	*03/26/20 16:26*	*S1R*	
Dibromofluoromethane	*54*	*1*	*50.0*	*108 %*	*53-146*	*0C26017*	*EPA 8260D*	*03/26/20 16:26*	*S1R*	
Toluene-d8	*49*	*1*	*50.0*	*99 %*	*41-146*	*0C26017*	*EPA 8260D*	*03/26/20 16:26*	*S1R*	

Semivolatile Organic Compounds by GC

^ - ENCO Orlando certified analyte [NELAC E83182]

Analyte [CAS Number]	Results	Flag	Units	DF	MDL	PQL	Batch	Method	Analyzed	By	Notes
1,2-Dibromo-3-chloropropane [96-12-8]^	0.012	U	ug/L	1	0.012	0.020	0C27004	EPA 8011	03/27/20 13:50	RGG	
1,2-Dibromoethane [106-93-4]^	0.010	U	ug/L	1	0.010	0.020	0C27004	EPA 8011	03/27/20 13:50	RGG	

Surrogates	*Results*	*DF*	*Spike Lvl*	*% Rec*	*% Rec Limits*	*Batch*	*Method*	*Analyzed*	*By*	Notes
1,1,1,2-Tetrachloroethane	*0.32*	*1*	*0.250*	*128 %*	*70-130*	*0C27004*	*EPA 8011*	*03/27/20 13:50*	*RGG*	

Metals by EPA 6000/7000 Series Methods

^ - ENCO Orlando certified analyte [NELAC E83182]

Analyte [CAS Number]	Results	Flag	Units	DF	MDL	PQL	Batch	Method	Analyzed	By	Notes
Mercury [7439-97-6]^	0.0230	U	ug/L	1	0.0230	0.200	0C25013	EPA 7470A	03/26/20 10:12	SSE	

Metals (total recoverable) by EPA 6000/7000 Series Methods

Analyte [CAS Number]	Results	Flag	Units	DF	MDL	PQL	Batch	Method	Analyzed	By	Notes
Antimony [7440-36-0]	2.50	U	ug/L	1	2.50	5.00	0C25006	EPA 6020B	03/26/20 12:17	JMA	
Arsenic [7440-38-2]	5.00	U	ug/L	1	5.00	10.0	0C25006	EPA 6020B	03/26/20 12:17	JMA	
Barium [7440-39-3]	50.0	U	ug/L	1	50.0	100	0C25006	EPA 6020B	03/26/20 12:17	JMA	
Beryllium [7440-41-7]	0.500	U	ug/L	1	0.500	1.00	0C25006	EPA 6020B	03/26/20 12:17	JMA	
Cadmium [7440-43-9]	0.500	U	ug/L	1	0.500	3.00	0C25006	EPA 6020B	03/26/20 12:17	JMA	
Chromium [7440-47-3]	5.00	U	ug/L	1	5.00	10.0	0C25006	EPA 6020B	03/26/20 12:17	JMA	
Cobalt [7440-48-4]	5.00	U	ug/L	1	5.00	10.0	0C25006	EPA 6020B	03/26/20 12:17	JMA	
Copper [7440-50-8]	2.50	U	ug/L	1	2.50	10.0	0C25006	EPA 6020B	03/26/20 12:17	JMA	
Iron [7439-89-6]	**29.1**	IV	ug/L	1	25.0	50.0	0C25006	EPA 6020B	03/26/20 12:17	JMA	
Lead [7439-92-1]	2.50	U	ug/L	1	2.50	5.00	0C25006	EPA 6020B	03/26/20 12:17	JMA	
Nickel [7440-02-0]	5.00	U	ug/L	1	5.00	10.0	0C25006	EPA 6020B	03/26/20 12:17	JMA	
Selenium [7782-49-2]	5.00	U	ug/L	1	5.00	10.0	0C25006	EPA 6020B	03/26/20 12:17	JMA	
Silver [7440-22-4]	0.500	U	ug/L	1	0.500	1.00	0C25006	EPA 6020B	03/26/20 12:17	JMA	
Sodium [7440-23-5]	**3.72**		mg/L	1	0.320	1.00	0C25006	EPA 6020B	03/26/20 12:17	JMA	
Thallium [7440-28-0]	0.500	U	ug/L	1	0.500	1.00	0C25006	EPA 6020B	03/26/20 12:17	JMA	
Vanadium [7440-62-2]	**7.26**	I	ug/L	1	5.00	10.0	0C25006	EPA 6020B	03/26/20 12:17	JMA	
Zinc [7440-66-6]	75.0	U	ug/L	1	75.0	200	0C25006	EPA 6020B	03/26/20 12:17	JMA	

This report relates only to the sample as received by the laboratory, and may only be reproduced in full.

www.encolabs.com

ANALYTICAL RESULTS

Description: MW-7BR
Matrix: Ground Water
Project: ENTERPRISE LF & RECYC (FKA SID LARKIN & SON, INC.)

Lab Sample ID: AD01601-07
Sampled: 03/23/20 14:40
Sampled By: Chris Monaco

Received: 03/24/20 13:15
Work Order: AD01601

Classical Chemistry Parameters

^ - ENCO Orlando certified analyte [NELAC E83182]

Analyte [CAS Number]	Results	Flag	Units	DF	MDL	PQL	Batch	Method	Analyzed	By	Notes
Ammonia as N [7664-41-7]^	0.0098	U	mg/L	1	0.0098	0.020	0C26009	EPA 350.1	03/26/20 14:13	kgonz	
Chloride [16887-00-6]^	**4.5**	I	mg/L	1	0.29	5.0	0C26031	EPA 300.0	03/26/20 18:00	RSA	
Nitrate as N [14797-55-8]^	**0.75**	I	mg/L	1	0.052	1.0	0C24002	EPA 300.0	03/24/20 22:28	RSA	QH-02
Nitrate as N [14797-55-8]^	**0.77**	I	mg/L	1	0.052	1.0	0C26031	EPA 300.0	03/26/20 18:00	RSA	QH-02
Total Dissolved Solids^	**170**		mg/L	1	10	10	0C25024	SM 2540C-2011	03/26/20 14:06	AMP	

Field Parameters

Analyte [CAS Number]	Results	Flag	Units	DF	MDL	PQL	Batch	Method	Analyzed	By	Notes
Depth to Water	**33.48**		Ft	1			0C31038	Field	03/23/20 14:40	CSP	
Dissolved Oxygen	**0.87**		mg/L	1	0	0	0C31038	Field	03/23/20 14:40	CSP	
Oxidation/Reduction Potential	**48.8**		mV	1	-999	-999	0C31038	Field	03/23/20 14:40	CSP	
pH	**7.37**		pH Units	1			0C31038	Field	03/23/20 14:40	CSP	
Specific Conductance (EC)	**308.4**		umhos/cm	1	0	0	0C31038	Field	03/23/20 14:40	CSP	
Temperature	**25.5**		°C	1	0	0	0C31038	Field	03/23/20 14:40	CSP	
Turbidity	**4.5**		NTU	1	0	0	0C31038	Field	03/23/20 14:40	CSP	
Water Elevation	**69.79**		Ft	1			0C31038	Field	03/23/20 14:40	CSP	

This report relates only to the sample as received by the laboratory, and may only be reproduced in full.

www.encolabs.com

ANALYTICAL RESULTS

Description: MW-7A
Matrix: Ground Water
Project: ENTERPRISE LF & RECYC (FKA SID LARKIN & SON, INC.)

Lab Sample ID: AD01601-08
Sampled: 03/23/20 15:28
Sampled By: Chris Monaco

Received: 03/24/20 13:15
Work Order: AD01601

Volatile Organic Compounds by GCMS

^ - ENCO Orlando certified analyte [NELAC E83182]

Analyte [CAS Number]	Results	Flag	Units	DF	MDL	PQL	Batch	Method	Analyzed	By	Notes
1,1,1,2-Tetrachloroethane [630-20-6]^	0.61	U	ug/L	1	0.61	1.0	0C26017	EPA 8260D	03/26/20 16:55	S1R	
1,1,1-Trichloroethane [71-55-6]^	0.80	U	ug/L	1	0.80	1.0	0C26017	EPA 8260D	03/26/20 16:55	S1R	
1,1,2,2-Tetrachloroethane [79-34-5]^	0.54	U	ug/L	1	0.54	1.0	0C26017	EPA 8260D	03/26/20 16:55	S1R	
1,1,2-Trichloroethane [79-00-5]^	0.76	U	ug/L	1	0.76	1.0	0C26017	EPA 8260D	03/26/20 16:55	S1R	
1,1-Dichloroethane [75-34-3]^	0.62	U	ug/L	1	0.62	1.0	0C26017	EPA 8260D	03/26/20 16:55	S1R	
1,1-Dichloroethene [75-35-4]^	0.94	U	ug/L	1	0.94	1.0	0C26017	EPA 8260D	03/26/20 16:55	S1R	
1,2,3-Trichloropropane [96-18-4]^	0.64	U	ug/L	1	0.64	1.0	0C26017	EPA 8260D	03/26/20 16:55	S1R	
1,2-Dichlorobenzene [95-50-1]^	0.73	U	ug/L	1	0.73	1.0	0C26017	EPA 8260D	03/26/20 16:55	S1R	
1,2-Dichloroethane [107-06-2]^	0.63	U	ug/L	1	0.63	1.0	0C26017	EPA 8260D	03/26/20 16:55	S1R	
1,2-Dichloropropane [78-87-5]^	0.80	U	ug/L	1	0.80	1.0	0C26017	EPA 8260D	03/26/20 16:55	S1R	
1,4-Dichlorobenzene [106-46-7]^	0.76	U	ug/L	1	0.76	1.0	0C26017	EPA 8260D	03/26/20 16:55	S1R	
2-Butanone [78-93-3]^	4.5	U	ug/L	1	4.5	5.0	0C26017	EPA 8260D	03/26/20 16:55	S1R	QV-01
2-Hexanone [591-78-6]^	1.4	U	ug/L	1	1.4	5.0	0C26017	EPA 8260D	03/26/20 16:55	S1R	QV-01
4-Methyl-2-pentanone [108-10-1]^	0.79	U	ug/L	1	0.79	5.0	0C26017	EPA 8260D	03/26/20 16:55	S1R	QV-01
Acetone [67-64-1]^	10	U	ug/L	1	10	20	0C26017	EPA 8260D	03/26/20 16:55	S1R	QV-01
Acrylonitrile [107-13-1]^	3.2	U	ug/L	1	3.2	10	0C26017	EPA 8260D	03/26/20 16:55	S1R	QL-02, QV-01
Benzene [71-43-2]^	0.71	U	ug/L	1	0.71	1.0	0C26017	EPA 8260D	03/26/20 16:55	S1R	
Bromochloromethane [74-97-5]^	0.94	U	ug/L	1	0.94	1.0	0C26017	EPA 8260D	03/26/20 16:55	S1R	QV-01
Bromodichloromethane [75-27-4]^	0.52	U	ug/L	1	0.52	1.0	0C26017	EPA 8260D	03/26/20 16:55	S1R	
Bromoform [75-25-2]^	0.75	U	ug/L	1	0.75	1.0	0C26017	EPA 8260D	03/26/20 16:55	S1R	
Bromomethane [74-83-9]^	0.95	U	ug/L	1	0.95	1.0	0C26017	EPA 8260D	03/26/20 16:55	S1R	
Carbon disulfide [75-15-0]^	2.6	U	ug/L	1	2.6	5.0	0C26017	EPA 8260D	03/26/20 16:55	S1R	
Carbon tetrachloride [56-23-5]^	0.94	U	ug/L	1	0.94	1.0	0C26017	EPA 8260D	03/26/20 16:55	S1R	
Chlorobenzene [108-90-7]^	0.72	U	ug/L	1	0.72	1.0	0C26017	EPA 8260D	03/26/20 16:55	S1R	
Chloroethane [75-00-3]^	0.98	U	ug/L	1	0.98	1.0	0C26017	EPA 8260D	03/26/20 16:55	S1R	
Chloroform [67-66-3]^	0.80	U	ug/L	1	0.80	1.0	0C26017	EPA 8260D	03/26/20 16:55	S1R	
Chloromethane [74-87-3]^	0.82	U	ug/L	1	0.82	1.0	0C26017	EPA 8260D	03/26/20 16:55	S1R	
cis-1,2-Dichloroethene [156-59-2]^	0.53	U	ug/L	1	0.53	1.0	0C26017	EPA 8260D	03/26/20 16:55	S1R	
cis-1,3-Dichloropropene [10061-01-5]^	0.59	U	ug/L	1	0.59	1.0	0C26017	EPA 8260D	03/26/20 16:55	S1R	
Dibromochloromethane [124-48-1]^	0.44	U	ug/L	1	0.44	1.0	0C26017	EPA 8260D	03/26/20 16:55	S1R	
Dibromomethane [74-95-3]^	0.84	U	ug/L	1	0.84	1.0	0C26017	EPA 8260D	03/26/20 16:55	S1R	
Ethylbenzene [100-41-4]^	0.69	U	ug/L	1	0.69	1.0	0C26017	EPA 8260D	03/26/20 16:55	S1R	
Iodomethane [74-88-4]^	0.72	U	ug/L	1	0.72	5.0	0C26017	EPA 8260D	03/26/20 16:55	S1R	
m,p-Xylenes [108-38-3/106-42-3]^	1.3	U	ug/L	1	1.3	2.0	0C26017	EPA 8260D	03/26/20 16:55	S1R	
Methylene chloride [75-09-2]^	2.0	U	ug/L	1	2.0	5.0	0C26017	EPA 8260D	03/26/20 16:55	S1R	
o-Xylene [95-47-6]^	0.53	U	ug/L	1	0.53	1.0	0C26017	EPA 8260D	03/26/20 16:55	S1R	
Styrene [100-42-5]^	0.61	U	ug/L	1	0.61	1.0	0C26017	EPA 8260D	03/26/20 16:55	S1R	
Tetrachloroethene [127-18-4]^	0.76	U	ug/L	1	0.76	1.0	0C26017	EPA 8260D	03/26/20 16:55	S1R	
Toluene [108-88-3]^	0.72	U	ug/L	1	0.72	1.0	0C26017	EPA 8260D	03/26/20 16:55	S1R	
trans-1,2-Dichloroethene [156-60-5]^	0.73	U	ug/L	1	0.73	1.0	0C26017	EPA 8260D	03/26/20 16:55	S1R	
trans-1,3-Dichloropropene [10061-02-6]^	0.73	U	ug/L	1	0.73	1.0	0C26017	EPA 8260D	03/26/20 16:55	S1R	
trans-1,4-Dichloro-2-butene [110-57-6]^	0.79	U	ug/L	1	0.79	1.0	0C26017	EPA 8260D	03/26/20 16:55	S1R	
Trichloroethene [79-01-6]^	0.89	U	ug/L	1	0.89	1.0	0C26017	EPA 8260D	03/26/20 16:55	S1R	
Trichlorofluoromethane [75-69-4]^	0.94	U	ug/L	1	0.94	1.0	0C26017	EPA 8260D	03/26/20 16:55	S1R	
Vinyl acetate [108-05-4]^	0.60	U	ug/L	1	0.60	5.0	0C26017	EPA 8260D	03/26/20 16:55	S1R	QL-02, QV-01

This report relates only to the sample as received by the laboratory, and may only be reproduced in full.

www.encolabs.com

ANALYTICAL RESULTS

Description: MW-7A
Matrix: Ground Water
Project: ENTERPRISE LF & RECYC (FKA SID LARKIN & SON, INC.)

Lab Sample ID: AD01601-08
Sampled: 03/23/20 15:28
Sampled By: Chris Monaco

Received: 03/24/20 13:15
Work Order: AD01601

Volatile Organic Compounds by GCMS

^ - ENCO Orlando certified analyte [NELAC E83182]

Analyte [CAS Number]	Results	Flag	Units	DF	MDL	PQL	Batch	Method	Analyzed	By	Notes
Vinyl chloride [75-01-4]^	0.71	U	ug/L	1	0.71	1.0	0C26017	EPA 8260D	03/26/20 16:55	S1R	
Xylenes (Total) [1330-20-7]^	1.3	U	ug/L	1	1.3	2.0	0C26017	EPA 8260D	03/26/20 16:55	S1R	

Surrogates	*Results*	*DF*	*Spike Lvl*	*% Rec*	*% Rec Limits*	*Batch*	*Method*	*Analyzed*	*By*	Notes
4-Bromofluorobenzene	*52*	*1*	*50.0*	*104 %*	*41-142*	*0C26017*	*EPA 8260D*	*03/26/20 16:55*	*S1R*	
Dibromofluoromethane	*57*	*1*	*50.0*	*113 %*	*53-146*	*0C26017*	*EPA 8260D*	*03/26/20 16:55*	*S1R*	
Toluene-d8	*51*	*1*	*50.0*	*103 %*	*41-146*	*0C26017*	*EPA 8260D*	*03/26/20 16:55*	*S1R*	

Semivolatile Organic Compounds by GC

^ - ENCO Orlando certified analyte [NELAC E83182]

Analyte [CAS Number]	Results	Flag	Units	DF	MDL	PQL	Batch	Method	Analyzed	By	Notes
1,2-Dibromo-3-chloropropane [96-12-8]^	0.012	U	ug/L	1	0.012	0.020	0C27004	EPA 8011	03/27/20 15:52	RGG	
1,2-Dibromoethane [106-93-4]^	0.010	U	ug/L	1	0.010	0.020	0C27004	EPA 8011	03/27/20 15:52	RGG	

Surrogates	*Results*	*DF*	*Spike Lvl*	*% Rec*	*% Rec Limits*	*Batch*	*Method*	*Analyzed*	*By*	Notes
1,1,1,2-Tetrachloroethane	*0.32*	*1*	*0.250*	*128 %*	*70-130*	*0C27004*	*EPA 8011*	*03/27/20 15:52*	*RGG*	

Metals by EPA 6000/7000 Series Methods

^ - ENCO Orlando certified analyte [NELAC E83182]

Analyte [CAS Number]	Results	Flag	Units	DF	MDL	PQL	Batch	Method	Analyzed	By	Notes
Mercury [7439-97-6]^	**0.112**	I	ug/L	1	0.0230	0.200	0C25013	EPA 7470A	03/26/20 10:27	SSE	

Metals (total recoverable) by EPA 6000/7000 Series Methods

Analyte [CAS Number]	Results	Flag	Units	DF	MDL	PQL	Batch	Method	Analyzed	By	Notes
Antimony [7440-36-0]	2.50	U	ug/L	1	2.50	5.00	0C25006	EPA 6020B	03/26/20 12:21	JMA	
Arsenic [7440-38-2]	5.00	U	ug/L	1	5.00	10.0	0C25006	EPA 6020B	03/26/20 12:21	JMA	
Barium [7440-39-3]	50.0	U	ug/L	1	50.0	100	0C25006	EPA 6020B	03/26/20 12:21	JMA	
Beryllium [7440-41-7]	0.500	U	ug/L	1	0.500	1.00	0C25006	EPA 6020B	03/26/20 12:21	JMA	
Cadmium [7440-43-9]	**0.872**	I	ug/L	1	0.500	3.00	0C25006	EPA 6020B	03/26/20 12:21	JMA	
Chromium [7440-47-3]	5.00	U	ug/L	1	5.00	10.0	0C25006	EPA 6020B	03/26/20 12:21	JMA	
Cobalt [7440-48-4]	5.00	U	ug/L	1	5.00	10.0	0C25006	EPA 6020B	03/26/20 12:21	JMA	
Copper [7440-50-8]	2.50	U	ug/L	1	2.50	10.0	0C25006	EPA 6020B	03/26/20 12:21	JMA	
Iron [7439-89-6]	**6040**	V	ug/L	1	25.0	50.0	0C25006	EPA 6020B	03/26/20 12:21	JMA	
Lead [7439-92-1]	2.50	U	ug/L	1	2.50	5.00	0C25006	EPA 6020B	03/26/20 12:21	JMA	
Nickel [7440-02-0]	5.00	U	ug/L	1	5.00	10.0	0C25006	EPA 6020B	03/26/20 12:21	JMA	
Selenium [7782-49-2]	5.00	U	ug/L	1	5.00	10.0	0C25006	EPA 6020B	03/26/20 12:21	JMA	
Silver [7440-22-4]	0.500	U	ug/L	1	0.500	1.00	0C25006	EPA 6020B	03/26/20 12:21	JMA	
Sodium [7440-23-5]	**9.40**		mg/L	1	0.320	1.00	0C25006	EPA 6020B	03/26/20 12:21	JMA	
Thallium [7440-28-0]	0.500	U	ug/L	1	0.500	1.00	0C25006	EPA 6020B	03/26/20 12:21	JMA	
Vanadium [7440-62-2]	5.00	U	ug/L	1	5.00	10.0	0C25006	EPA 6020B	03/26/20 12:21	JMA	
Zinc [7440-66-6]	75.0	U	ug/L	1	75.0	200	0C25006	EPA 6020B	03/26/20 12:21	JMA	

This report relates only to the sample as received by the laboratory, and may only be reproduced in full.

www.encolabs.com

ANALYTICAL RESULTS

Description: MW-7A
Matrix: Ground Water
Project: ENTERPRISE LF & RECYC (FKA SID LARKIN & SON, INC.)

Lab Sample ID: AD01601-08
Sampled: 03/23/20 15:28
Sampled By: Chris Monaco

Received: 03/24/20 13:15
Work Order: AD01601

Classical Chemistry Parameters

^ - ENCO Orlando certified analyte [NELAC E83182]

Analyte [CAS Number]	Results	Flag	Units	DF	MDL	PQL	Batch	Method	Analyzed	By	Notes
Ammonia as N [7664-41-7]^	**0.13**		mg/L	1	0.0098	0.020	0C26009	EPA 350.1	03/26/20 14:15	kgonz	
Chloride [16887-00-6]^	**10**		mg/L	1	0.29	5.0	0C26031	EPA 300.0	03/26/20 18:16	RSA	
Nitrate as N [14797-55-8]^	0.052	U	mg/L	1	0.052	1.0	0C24002	EPA 300.0	03/24/20 23:17	RSA	QH-02
Nitrate as N [14797-55-8]^	0.052	U	mg/L	1	0.052	1.0	0C26031	EPA 300.0	03/26/20 18:16	RSA	QH-02
Total Dissolved Solids^	**180**		mg/L	1	10	10	0C25024	SM 2540C-2011	03/26/20 14:06	AMP	

Field Parameters

Analyte [CAS Number]	Results	Flag	Units	DF	MDL	PQL	Batch	Method	Analyzed	By	Notes
Depth to Water	**30.99**		Ft	1			0C31038	Field	03/23/20 15:28	CSP	
Dissolved Oxygen	**0.31**		mg/L	1	0	0	0C31038	Field	03/23/20 15:28	CSP	
Oxidation/Reduction Potential	**137.2**		mV	1	-999	-999	0C31038	Field	03/23/20 15:28	CSP	
pH	**5.11**		pH Units	1			0C31038	Field	03/23/20 15:28	CSP	
Specific Conductance (EC)	**279.4**		umhos/cm	1	0	0	0C31038	Field	03/23/20 15:28	CSP	
Temperature	**26.9**		°C	1	0	0	0C31038	Field	03/23/20 15:28	CSP	
Turbidity	**15.8**		NTU	1	0	0	0C31038	Field	03/23/20 15:28	CSP	
Water Elevation	**69.73**		Ft	1			0C31038	Field	03/23/20 15:28	CSP	

This report relates only to the sample as received by the laboratory, and may only be reproduced in full.

www.encolabs.com

ANALYTICAL RESULTS

Description: MW-6B
Matrix: Ground Water
Project: ENTERPRISE LF & RECYC (FKA SID LARKIN & SON, INC.)

Lab Sample ID: AD01601-09
Sampled: 03/23/20 16:21
Sampled By: Chris Monaco

Received: 03/24/20 13:15
Work Order: AD01601

Volatile Organic Compounds by GCMS

^ - ENCO Orlando certified analyte [NELAC E83182]

Analyte [CAS Number]	Results	Flag	Units	DF	MDL	PQL	Batch	Method	Analyzed	By	Notes
1,1,1,2-Tetrachloroethane [630-20-6]^	0.61	U	ug/L	1	0.61	1.0	0C26017	EPA 8260D	03/26/20 17:24	S1R	
1,1,1-Trichloroethane [71-55-6]^	0.80	U	ug/L	1	0.80	1.0	0C26017	EPA 8260D	03/26/20 17:24	S1R	
1,1,2,2-Tetrachloroethane [79-34-5]^	0.54	U	ug/L	1	0.54	1.0	0C26017	EPA 8260D	03/26/20 17:24	S1R	
1,1,2-Trichloroethane [79-00-5]^	0.76	U	ug/L	1	0.76	1.0	0C26017	EPA 8260D	03/26/20 17:24	S1R	
1,1-Dichloroethane [75-34-3]^	0.62	U	ug/L	1	0.62	1.0	0C26017	EPA 8260D	03/26/20 17:24	S1R	
1,1-Dichloroethene [75-35-4]^	0.94	U	ug/L	1	0.94	1.0	0C26017	EPA 8260D	03/26/20 17:24	S1R	
1,2,3-Trichloropropane [96-18-4]^	0.64	U	ug/L	1	0.64	1.0	0C26017	EPA 8260D	03/26/20 17:24	S1R	
1,2-Dichlorobenzene [95-50-1]^	0.73	U	ug/L	1	0.73	1.0	0C26017	EPA 8260D	03/26/20 17:24	S1R	
1,2-Dichloroethane [107-06-2]^	0.63	U	ug/L	1	0.63	1.0	0C26017	EPA 8260D	03/26/20 17:24	S1R	
1,2-Dichloropropane [78-87-5]^	0.80	U	ug/L	1	0.80	1.0	0C26017	EPA 8260D	03/26/20 17:24	S1R	
1,4-Dichlorobenzene [106-46-7]^	0.76	U	ug/L	1	0.76	1.0	0C26017	EPA 8260D	03/26/20 17:24	S1R	
2-Butanone [78-93-3]^	4.5	U	ug/L	1	4.5	5.0	0C26017	EPA 8260D	03/26/20 17:24	S1R	QV-01
2-Hexanone [591-78-6]^	1.4	U	ug/L	1	1.4	5.0	0C26017	EPA 8260D	03/26/20 17:24	S1R	QV-01
4-Methyl-2-pentanone [108-10-1]^	0.79	U	ug/L	1	0.79	5.0	0C26017	EPA 8260D	03/26/20 17:24	S1R	QV-01
Acetone [67-64-1]^	10	U	ug/L	1	10	20	0C26017	EPA 8260D	03/26/20 17:24	S1R	QV-01
Acrylonitrile [107-13-1]^	3.2	U	ug/L	1	3.2	10	0C26017	EPA 8260D	03/26/20 17:24	S1R	QL-02, QV-01
Benzene [71-43-2]^	0.71	U	ug/L	1	0.71	1.0	0C26017	EPA 8260D	03/26/20 17:24	S1R	
Bromochloromethane [74-97-5]^	0.94	U	ug/L	1	0.94	1.0	0C26017	EPA 8260D	03/26/20 17:24	S1R	QV-01
Bromodichloromethane [75-27-4]^	0.52	U	ug/L	1	0.52	1.0	0C26017	EPA 8260D	03/26/20 17:24	S1R	
Bromoform [75-25-2]^	0.75	U	ug/L	1	0.75	1.0	0C26017	EPA 8260D	03/26/20 17:24	S1R	
Bromomethane [74-83-9]^	0.95	U	ug/L	1	0.95	1.0	0C26017	EPA 8260D	03/26/20 17:24	S1R	
Carbon disulfide [75-15-0]^	2.6	U	ug/L	1	2.6	5.0	0C26017	EPA 8260D	03/26/20 17:24	S1R	
Carbon tetrachloride [56-23-5]^	0.94	U	ug/L	1	0.94	1.0	0C26017	EPA 8260D	03/26/20 17:24	S1R	
Chlorobenzene [108-90-7]^	0.72	U	ug/L	1	0.72	1.0	0C26017	EPA 8260D	03/26/20 17:24	S1R	
Chloroethane [75-00-3]^	0.98	U	ug/L	1	0.98	1.0	0C26017	EPA 8260D	03/26/20 17:24	S1R	
Chloroform [67-66-3]^	0.80	U	ug/L	1	0.80	1.0	0C26017	EPA 8260D	03/26/20 17:24	S1R	
Chloromethane [74-87-3]^	0.82	U	ug/L	1	0.82	1.0	0C26017	EPA 8260D	03/26/20 17:24	S1R	
cis-1,2-Dichloroethene [156-59-2]^	0.53	U	ug/L	1	0.53	1.0	0C26017	EPA 8260D	03/26/20 17:24	S1R	
cis-1,3-Dichloropropene [10061-01-5]^	0.59	U	ug/L	1	0.59	1.0	0C26017	EPA 8260D	03/26/20 17:24	S1R	
Dibromochloromethane [124-48-1]^	0.44	U	ug/L	1	0.44	1.0	0C26017	EPA 8260D	03/26/20 17:24	S1R	
Dibromomethane [74-95-3]^	0.84	U	ug/L	1	0.84	1.0	0C26017	EPA 8260D	03/26/20 17:24	S1R	
Ethylbenzene [100-41-4]^	0.69	U	ug/L	1	0.69	1.0	0C26017	EPA 8260D	03/26/20 17:24	S1R	
Iodomethane [74-88-4]^	0.72	U	ug/L	1	0.72	5.0	0C26017	EPA 8260D	03/26/20 17:24	S1R	
m,p-Xylenes [108-38-3/106-42-3]^	1.3	U	ug/L	1	1.3	2.0	0C26017	EPA 8260D	03/26/20 17:24	S1R	
Methylene chloride [75-09-2]^	2.0	U	ug/L	1	2.0	5.0	0C26017	EPA 8260D	03/26/20 17:24	S1R	
o-Xylene [95-47-6]^	0.53	U	ug/L	1	0.53	1.0	0C26017	EPA 8260D	03/26/20 17:24	S1R	
Styrene [100-42-5]^	0.61	U	ug/L	1	0.61	1.0	0C26017	EPA 8260D	03/26/20 17:24	S1R	
Tetrachloroethene [127-18-4]^	0.76	U	ug/L	1	0.76	1.0	0C26017	EPA 8260D	03/26/20 17:24	S1R	
Toluene [108-88-3]^	0.72	U	ug/L	1	0.72	1.0	0C26017	EPA 8260D	03/26/20 17:24	S1R	
trans-1,2-Dichloroethene [156-60-5]^	0.73	U	ug/L	1	0.73	1.0	0C26017	EPA 8260D	03/26/20 17:24	S1R	
trans-1,3-Dichloropropene [10061-02-6]^	0.73	U	ug/L	1	0.73	1.0	0C26017	EPA 8260D	03/26/20 17:24	S1R	
trans-1,4-Dichloro-2-butene [110-57-6]^	0.79	U	ug/L	1	0.79	1.0	0C26017	EPA 8260D	03/26/20 17:24	S1R	
Trichloroethene [79-01-6]^	0.89	U	ug/L	1	0.89	1.0	0C26017	EPA 8260D	03/26/20 17:24	S1R	
Trichlorofluoromethane [75-69-4]^	0.94	U	ug/L	1	0.94	1.0	0C26017	EPA 8260D	03/26/20 17:24	S1R	
Vinyl acetate [108-05-4]^	0.60	U	ug/L	1	0.60	5.0	0C26017	EPA 8260D	03/26/20 17:24	S1R	QL-02, QV-01

This report relates only to the sample as received by the laboratory, and may only be reproduced in full.

www.encolabs.com

ANALYTICAL RESULTS

Description: MW-6B
Matrix: Ground Water
Project: ENTERPRISE LF & RECYC (FKA SID LARKIN & SON, INC.)

Lab Sample ID: AD01601-09
Sampled: 03/23/20 16:21
Sampled By: Chris Monaco

Received: 03/24/20 13:15
Work Order: AD01601

Volatile Organic Compounds by GCMS

^ - ENCO Orlando certified analyte [NELAC E83182]

Analyte [CAS Number]	Results	Flag	Units	DF	MDL	PQL	Batch	Method	Analyzed	By	Notes
Vinyl chloride [75-01-4]^	0.71	U	ug/L	1	0.71	1.0	0C26017	EPA 8260D	03/26/20 17:24	S1R	
Xylenes (Total) [1330-20-7]^	1.3	U	ug/L	1	1.3	2.0	0C26017	EPA 8260D	03/26/20 17:24	S1R	

Surrogates	*Results*	*DF*	*Spike Lvl*	*% Rec*	*% Rec Limits*	*Batch*	*Method*	*Analyzed*	*By*	Notes
4-Bromofluorobenzene	*48*	*1*	*50.0*	*96 %*	*41-142*	*0C26017*	*EPA 8260D*	*03/26/20 17:24*	*S1R*	
Dibromofluoromethane	*52*	*1*	*50.0*	*104 %*	*53-146*	*0C26017*	*EPA 8260D*	*03/26/20 17:24*	*S1R*	
Toluene-d8	*48*	*1*	*50.0*	*96 %*	*41-146*	*0C26017*	*EPA 8260D*	*03/26/20 17:24*	*S1R*	

Semivolatile Organic Compounds by GC

^ - ENCO Orlando certified analyte [NELAC E83182]

Analyte [CAS Number]	Results	Flag	Units	DF	MDL	PQL	Batch	Method	Analyzed	By	Notes
1,2-Dibromo-3-chloropropane [96-12-8]^	0.012	U	ug/L	1	0.012	0.020	0C27004	EPA 8011	03/27/20 16:08	RGG	
1,2-Dibromoethane [106-93-4]^	0.010	U	ug/L	1	0.010	0.020	0C27004	EPA 8011	03/27/20 16:08	RGG	

Surrogates	*Results*	*DF*	*Spike Lvl*	*% Rec*	*% Rec Limits*	*Batch*	*Method*	*Analyzed*	*By*	Notes
1,1,1,2-Tetrachloroethane	*0.32*	*1*	*0.250*	*130 %*	*70-130*	*0C27004*	*EPA 8011*	*03/27/20 16:08*	*RGG*	

Metals by EPA 6000/7000 Series Methods

^ - ENCO Orlando certified analyte [NELAC E83182]

Analyte [CAS Number]	Results	Flag	Units	DF	MDL	PQL	Batch	Method	Analyzed	By	Notes
Mercury [7439-97-6]^	0.0230	U	ug/L	1	0.0230	0.200	0C25016	EPA 7470A	03/26/20 09:17	SSE	

Metals (total recoverable) by EPA 6000/7000 Series Methods

Analyte [CAS Number]	Results	Flag	Units	DF	MDL	PQL	Batch	Method	Analyzed	By	Notes
Antimony [7440-36-0]	2.50	U	ug/L	1	2.50	5.00	0C25006	EPA 6020B	03/26/20 12:25	JMA	
Arsenic [7440-38-2]	5.00	U	ug/L	1	5.00	10.0	0C25006	EPA 6020B	03/26/20 12:25	JMA	
Barium [7440-39-3]	50.0	U	ug/L	1	50.0	100	0C25006	EPA 6020B	03/26/20 12:25	JMA	
Beryllium [7440-41-7]	0.500	U	ug/L	1	0.500	1.00	0C25006	EPA 6020B	03/26/20 12:25	JMA	
Cadmium [7440-43-9]	0.500	U	ug/L	1	0.500	3.00	0C25006	EPA 6020B	03/26/20 12:25	JMA	
Chromium [7440-47-3]	5.00	U	ug/L	1	5.00	10.0	0C25006	EPA 6020B	03/26/20 12:25	JMA	
Cobalt [7440-48-4]	5.00	U	ug/L	1	5.00	10.0	0C25006	EPA 6020B	03/26/20 12:25	JMA	
Copper [7440-50-8]	2.50	U	ug/L	1	2.50	10.0	0C25006	EPA 6020B	03/26/20 12:25	JMA	
Iron [7439-89-6]	25.0	U	ug/L	1	25.0	50.0	0C25006	EPA 6020B	03/26/20 12:25	JMA	
Lead [7439-92-1]	2.50	U	ug/L	1	2.50	5.00	0C25006	EPA 6020B	03/26/20 12:25	JMA	
Nickel [7440-02-0]	5.00	U	ug/L	1	5.00	10.0	0C25006	EPA 6020B	03/26/20 12:25	JMA	
Selenium [7782-49-2]	5.00	U	ug/L	1	5.00	10.0	0C25006	EPA 6020B	03/26/20 12:25	JMA	
Silver [7440-22-4]	0.500	U	ug/L	1	0.500	1.00	0C25006	EPA 6020B	03/26/20 12:25	JMA	
Sodium [7440-23-5]	**3.80**		mg/L	1	0.320	1.00	0C25006	EPA 6020B	03/26/20 12:25	JMA	
Thallium [7440-28-0]	0.500	U	ug/L	1	0.500	1.00	0C25006	EPA 6020B	03/26/20 12:25	JMA	
Vanadium [7440-62-2]	**5.57**	I	ug/L	1	5.00	10.0	0C25006	EPA 6020B	03/26/20 12:25	JMA	
Zinc [7440-66-6]	75.0	U	ug/L	1	75.0	200	0C25006	EPA 6020B	03/26/20 12:25	JMA	

This report relates only to the sample as received by the laboratory, and may only be reproduced in full.

www.encolabs.com

ANALYTICAL RESULTS

Description: MW-6B
Matrix: Ground Water
Project: ENTERPRISE LF & RECYC (FKA SID LARKIN & SON, INC.)

Lab Sample ID: AD01601-09
Sampled: 03/23/20 16:21
Sampled By: Chris Monaco

Received: 03/24/20 13:15
Work Order: AD01601

Classical Chemistry Parameters

^ - ENCO Orlando certified analyte [NELAC E83182]

Analyte [CAS Number]	Results	Flag	Units	DF	MDL	PQL	Batch	Method	Analyzed	By	Notes
Ammonia as N [7664-41-7]^	0.0098	U	mg/L	1	0.0098	0.020	0C26009	EPA 350.1	03/26/20 14:18	kgonz	
Chloride [16887-00-6]^	**5.7**		mg/L	1	0.29	5.0	0C26031	EPA 300.0	03/26/20 18:32	RSA	
Nitrate as N [14797-55-8]^	**0.84**	I	mg/L	1	0.052	1.0	0C24002	EPA 300.0	03/24/20 22:45	RSA	QH-02
Nitrate as N [14797-55-8]^	**0.81**	I	mg/L	1	0.052	1.0	0C26031	EPA 300.0	03/26/20 18:32	RSA	QH-02
Total Dissolved Solids^	**210**		mg/L	1	10	10	0C25024	SM 2540C-2011	03/26/20 14:06	AMP	

Field Parameters

Analyte [CAS Number]	Results	Flag	Units	DF	MDL	PQL	Batch	Method	Analyzed	By	Notes
Depth to Water	**28.66**		Ft	1			0C31038	Field	03/23/20 16:21	CSP	
Dissolved Oxygen	**1.26**		mg/L	1	0	0	0C31038	Field	03/23/20 16:21	CSP	
Oxidation/Reduction Potential	**77.9**		mV	1	-999	-999	0C31038	Field	03/23/20 16:21	CSP	
pH	**7.13**		pH Units	1			0C31038	Field	03/23/20 16:21	CSP	
Specific Conductance (EC)	**348.8**		umhos/cm	1	0	0	0C31038	Field	03/23/20 16:21	CSP	
Temperature	**25.2**		°C	1	0	0	0C31038	Field	03/23/20 16:21	CSP	
Turbidity	**0.6**		NTU	1	0	0	0C31038	Field	03/23/20 16:21	CSP	
Water Elevation	**60.44**		Ft	1			0C31038	Field	03/23/20 16:21	CSP	

This report relates only to the sample as received by the laboratory, and may only be reproduced in full.

www.encolabs.com

ANALYTICAL RESULTS

Description: Supply Well
Matrix: Ground Water
Project: ENTERPRISE LF & RECYC (FKA SID LARKIN & SON, INC.)

Lab Sample ID: AD01601-10
Sampled: 03/23/20 16:46
Sampled By: Chris Monaco

Received: 03/24/20 13:15
Work Order: AD01601

Volatile Organic Compounds by GCMS

^ - ENCO Orlando certified analyte [NELAC E83182]

Analyte [CAS Number]	Results	Flag	Units	DF	MDL	PQL	Batch	Method	Analyzed	By	Notes
1,1,1,2-Tetrachloroethane [630-20-6]^	0.61	U	ug/L	1	0.61	1.0	0C26017	EPA 8260D	03/26/20 17:53	S1R	
1,1,1-Trichloroethane [71-55-6]^	0.80	U	ug/L	1	0.80	1.0	0C26017	EPA 8260D	03/26/20 17:53	S1R	
1,1,2,2-Tetrachloroethane [79-34-5]^	0.54	U	ug/L	1	0.54	1.0	0C26017	EPA 8260D	03/26/20 17:53	S1R	
1,1,2-Trichloroethane [79-00-5]^	0.76	U	ug/L	1	0.76	1.0	0C26017	EPA 8260D	03/26/20 17:53	S1R	
1,1-Dichloroethane [75-34-3]^	0.62	U	ug/L	1	0.62	1.0	0C26017	EPA 8260D	03/26/20 17:53	S1R	
1,1-Dichloroethene [75-35-4]^	0.94	U	ug/L	1	0.94	1.0	0C26017	EPA 8260D	03/26/20 17:53	S1R	
1,2,3-Trichloropropane [96-18-4]^	0.64	U	ug/L	1	0.64	1.0	0C26017	EPA 8260D	03/26/20 17:53	S1R	
1,2-Dichlorobenzene [95-50-1]^	0.73	U	ug/L	1	0.73	1.0	0C26017	EPA 8260D	03/26/20 17:53	S1R	
1,2-Dichloroethane [107-06-2]^	0.63	U	ug/L	1	0.63	1.0	0C26017	EPA 8260D	03/26/20 17:53	S1R	
1,2-Dichloropropane [78-87-5]^	0.80	U	ug/L	1	0.80	1.0	0C26017	EPA 8260D	03/26/20 17:53	S1R	
1,4-Dichlorobenzene [106-46-7]^	0.76	U	ug/L	1	0.76	1.0	0C26017	EPA 8260D	03/26/20 17:53	S1R	
2-Butanone [78-93-3]^	4.5	U	ug/L	1	4.5	5.0	0C26017	EPA 8260D	03/26/20 17:53	S1R	QV-01
2-Hexanone [591-78-6]^	1.4	U	ug/L	1	1.4	5.0	0C26017	EPA 8260D	03/26/20 17:53	S1R	QV-01
4-Methyl-2-pentanone [108-10-1]^	0.79	U	ug/L	1	0.79	5.0	0C26017	EPA 8260D	03/26/20 17:53	S1R	QV-01
Acetone [67-64-1]^	10	U	ug/L	1	10	20	0C26017	EPA 8260D	03/26/20 17:53	S1R	QV-01
Acrylonitrile [107-13-1]^	3.2	U	ug/L	1	3.2	10	0C26017	EPA 8260D	03/26/20 17:53	S1R	QL-02, QV-01
Benzene [71-43-2]^	0.71	U	ug/L	1	0.71	1.0	0C26017	EPA 8260D	03/26/20 17:53	S1R	
Bromochloromethane [74-97-5]^	0.94	U	ug/L	1	0.94	1.0	0C26017	EPA 8260D	03/26/20 17:53	S1R	QV-01
Bromodichloromethane [75-27-4]^	0.52	U	ug/L	1	0.52	1.0	0C26017	EPA 8260D	03/26/20 17:53	S1R	
Bromoform [75-25-2]^	0.75	U	ug/L	1	0.75	1.0	0C26017	EPA 8260D	03/26/20 17:53	S1R	
Bromomethane [74-83-9]^	0.95	U	ug/L	1	0.95	1.0	0C26017	EPA 8260D	03/26/20 17:53	S1R	
Carbon disulfide [75-15-0]^	2.6	U	ug/L	1	2.6	5.0	0C26017	EPA 8260D	03/26/20 17:53	S1R	
Carbon tetrachloride [56-23-5]^	0.94	U	ug/L	1	0.94	1.0	0C26017	EPA 8260D	03/26/20 17:53	S1R	
Chlorobenzene [108-90-7]^	0.72	U	ug/L	1	0.72	1.0	0C26017	EPA 8260D	03/26/20 17:53	S1R	
Chloroethane [75-00-3]^	0.98	U	ug/L	1	0.98	1.0	0C26017	EPA 8260D	03/26/20 17:53	S1R	
Chloroform [67-66-3]^	0.80	U	ug/L	1	0.80	1.0	0C26017	EPA 8260D	03/26/20 17:53	S1R	
Chloromethane [74-87-3]^	0.82	U	ug/L	1	0.82	1.0	0C26017	EPA 8260D	03/26/20 17:53	S1R	
cis-1,2-Dichloroethene [156-59-2]^	0.53	U	ug/L	1	0.53	1.0	0C26017	EPA 8260D	03/26/20 17:53	S1R	
cis-1,3-Dichloropropene [10061-01-5]^	0.59	U	ug/L	1	0.59	1.0	0C26017	EPA 8260D	03/26/20 17:53	S1R	
Dibromochloromethane [124-48-1]^	0.44	U	ug/L	1	0.44	1.0	0C26017	EPA 8260D	03/26/20 17:53	S1R	
Dibromomethane [74-95-3]^	0.84	U	ug/L	1	0.84	1.0	0C26017	EPA 8260D	03/26/20 17:53	S1R	
Ethylbenzene [100-41-4]^	0.69	U	ug/L	1	0.69	1.0	0C26017	EPA 8260D	03/26/20 17:53	S1R	
Iodomethane [74-88-4]^	0.72	U	ug/L	1	0.72	5.0	0C26017	EPA 8260D	03/26/20 17:53	S1R	
m,p-Xylenes [108-38-3/106-42-3]^	1.3	U	ug/L	1	1.3	2.0	0C26017	EPA 8260D	03/26/20 17:53	S1R	
Methylene chloride [75-09-2]^	2.0	U	ug/L	1	2.0	5.0	0C26017	EPA 8260D	03/26/20 17:53	S1R	
o-Xylene [95-47-6]^	0.53	U	ug/L	1	0.53	1.0	0C26017	EPA 8260D	03/26/20 17:53	S1R	
Styrene [100-42-5]^	0.61	U	ug/L	1	0.61	1.0	0C26017	EPA 8260D	03/26/20 17:53	S1R	
Tetrachloroethene [127-18-4]^	0.76	U	ug/L	1	0.76	1.0	0C26017	EPA 8260D	03/26/20 17:53	S1R	
Toluene [108-88-3]^	0.72	U	ug/L	1	0.72	1.0	0C26017	EPA 8260D	03/26/20 17:53	S1R	
trans-1,2-Dichloroethene [156-60-5]^	0.73	U	ug/L	1	0.73	1.0	0C26017	EPA 8260D	03/26/20 17:53	S1R	
trans-1,3-Dichloropropene [10061-02-6]^	0.73	U	ug/L	1	0.73	1.0	0C26017	EPA 8260D	03/26/20 17:53	S1R	
trans-1,4-Dichloro-2-butene [110-57-6]^	0.79	U	ug/L	1	0.79	1.0	0C26017	EPA 8260D	03/26/20 17:53	S1R	
Trichloroethene [79-01-6]^	0.89	U	ug/L	1	0.89	1.0	0C26017	EPA 8260D	03/26/20 17:53	S1R	
Trichlorofluoromethane [75-69-4]^	0.94	U	ug/L	1	0.94	1.0	0C26017	EPA 8260D	03/26/20 17:53	S1R	
Vinyl acetate [108-05-4]^	0.60	U	ug/L	1	0.60	5.0	0C26017	EPA 8260D	03/26/20 17:53	S1R	QL-02, QV-01

This report relates only to the sample as received by the laboratory, and may only be reproduced in full.

www.encolabs.com

ANALYTICAL RESULTS

Description: Supply Well
Matrix: Ground Water
Project: ENTERPRISE LF & RECYC (FKA SID LARKIN & SON, INC.)

Lab Sample ID: AD01601-10
Sampled: 03/23/20 16:46
Sampled By: Chris Monaco

Received: 03/24/20 13:15
Work Order: AD01601

Volatile Organic Compounds by GCMS

^ - ENCO Orlando certified analyte [NELAC E83182]

Analyte [CAS Number]	Results	Flag	Units	DF	MDL	PQL	Batch	Method	Analyzed	By	Notes
Vinyl chloride [75-01-4]^	0.71	U	ug/L	1	0.71	1.0	0C26017	EPA 8260D	03/26/20 17:53	S1R	
Xylenes (Total) [1330-20-7]^	1.3	U	ug/L	1	1.3	2.0	0C26017	EPA 8260D	03/26/20 17:53	S1R	

Surrogates	*Results*	*DF*	*Spike Lvl*	*% Rec*	*% Rec Limits*	*Batch*	*Method*	*Analyzed*	*By*	Notes
4-Bromofluorobenzene	*53*	*1*	*50.0*	*107 %*	*41-142*	*0C26017*	*EPA 8260D*	*03/26/20 17:53*	*S1R*	
Dibromofluoromethane	*58*	*1*	*50.0*	*116 %*	*53-146*	*0C26017*	*EPA 8260D*	*03/26/20 17:53*	*S1R*	
Toluene-d8	*52*	*1*	*50.0*	*104 %*	*41-146*	*0C26017*	*EPA 8260D*	*03/26/20 17:53*	*S1R*	

Semivolatile Organic Compounds by GC

^ - ENCO Orlando certified analyte [NELAC E83182]

Analyte [CAS Number]	Results	Flag	Units	DF	MDL	PQL	Batch	Method	Analyzed	By	Notes
1,2-Dibromo-3-chloropropane [96-12-8]^	0.012	U	ug/L	1	0.012	0.020	0C27004	EPA 8011	03/27/20 16:24	RGG	
1,2-Dibromoethane [106-93-4]^	0.010	U	ug/L	1	0.010	0.020	0C27004	EPA 8011	03/27/20 16:24	RGG	

Surrogates	*Results*	*DF*	*Spike Lvl*	*% Rec*	*% Rec Limits*	*Batch*	*Method*	*Analyzed*	*By*	Notes
1,1,1,2-Tetrachloroethane	*0.32*	*1*	*0.250*	*128 %*	*70-130*	*0C27004*	*EPA 8011*	*03/27/20 16:24*	*RGG*	

Metals by EPA 6000/7000 Series Methods

^ - ENCO Orlando certified analyte [NELAC E83182]

Analyte [CAS Number]	Results	Flag	Units	DF	MDL	PQL	Batch	Method	Analyzed	By	Notes
Mercury [7439-97-6]^	0.0230	U	ug/L	1	0.0230	0.200	0C25016	EPA 7470A	03/26/20 09:26	SSE	

Metals (total recoverable) by EPA 6000/7000 Series Methods

Analyte [CAS Number]	Results	Flag	Units	DF	MDL	PQL	Batch	Method	Analyzed	By	Notes
Antimony [7440-36-0]	2.50	U	ug/L	1	2.50	5.00	0C25006	EPA 6020B	03/26/20 12:53	JMA	
Arsenic [7440-38-2]	5.00	U	ug/L	1	5.00	10.0	0C25006	EPA 6020B	03/26/20 12:53	JMA	
Barium [7440-39-3]	50.0	U	ug/L	1	50.0	100	0C25006	EPA 6020B	03/26/20 12:53	JMA	
Beryllium [7440-41-7]	0.500	U	ug/L	1	0.500	1.00	0C25006	EPA 6020B	03/26/20 12:53	JMA	
Cadmium [7440-43-9]	0.500	U	ug/L	1	0.500	3.00	0C25006	EPA 6020B	03/26/20 12:53	JMA	
Chromium [7440-47-3]	5.00	U	ug/L	1	5.00	10.0	0C25006	EPA 6020B	03/26/20 12:53	JMA	
Cobalt [7440-48-4]	5.00	U	ug/L	1	5.00	10.0	0C25006	EPA 6020B	03/26/20 12:53	JMA	
Copper [7440-50-8]	2.50	U	ug/L	1	2.50	10.0	0C25006	EPA 6020B	03/26/20 12:53	JMA	
Iron [7439-89-6]	**193**	V	ug/L	1	25.0	50.0	0C25006	EPA 6020B	03/26/20 12:53	JMA	
Lead [7439-92-1]	2.50	U	ug/L	1	2.50	5.00	0C25006	EPA 6020B	03/26/20 12:53	JMA	
Nickel [7440-02-0]	5.00	U	ug/L	1	5.00	10.0	0C25006	EPA 6020B	03/26/20 12:53	JMA	
Selenium [7782-49-2]	5.00	U	ug/L	1	5.00	10.0	0C25006	EPA 6020B	03/26/20 12:53	JMA	
Silver [7440-22-4]	0.500	U	ug/L	1	0.500	1.00	0C25006	EPA 6020B	03/26/20 12:53	JMA	
Sodium [7440-23-5]	**7.95**		mg/L	1	0.320	1.00	0C25006	EPA 6020B	03/26/20 12:53	JMA	
Thallium [7440-28-0]	0.500	U	ug/L	1	0.500	1.00	0C25006	EPA 6020B	03/26/20 12:53	JMA	
Vanadium [7440-62-2]	5.00	U	ug/L	1	5.00	10.0	0C25006	EPA 6020B	03/26/20 12:53	JMA	
Zinc [7440-66-6]	75.0	U	ug/L	1	75.0	200	0C25006	EPA 6020B	03/26/20 12:53	JMA	

This report relates only to the sample as received by the laboratory, and may only be reproduced in full.

www.encolabs.com

ANALYTICAL RESULTS

Description: Supply Well
Matrix: Ground Water
Project: ENTERPRISE LF & RECYC (FKA SID LARKIN & SON, INC.)

Lab Sample ID: AD01601-10
Sampled: 03/23/20 16:46
Sampled By: Chris Monaco

Received: 03/24/20 13:15
Work Order: AD01601

Classical Chemistry Parameters

^ - ENCO Orlando certified analyte [NELAC E83182]

Analyte [CAS Number]	Results	Flag	Units	DF	MDL	PQL	Batch	Method	Analyzed	By	Notes
Ammonia as N [7664-41-7]^	**0.65**		mg/L	1	0.0098	0.020	0C26009	EPA 350.1	03/26/20 14:19	kgonz	
Chloride [16887-00-6]^	**12**		mg/L	1	0.29	5.0	0C26031	EPA 300.0	03/26/20 18:49	RSA	
Nitrate as N [14797-55-8]^	**0.81**	I	mg/L	1	0.052	1.0	0C24002	EPA 300.0	03/24/20 23:01	RSA	QH-02
Nitrate as N [14797-55-8]^	**0.76**	I	mg/L	1	0.052	1.0	0C26031	EPA 300.0	03/26/20 18:49	RSA	QH-02
Total Dissolved Solids^	**250**		mg/L	1	10	10	0C25024	SM 2540C-2011	03/26/20 14:06	AMP	

Field Parameters

Analyte [CAS Number]	Results	Flag	Units	DF	MDL	PQL	Batch	Method	Analyzed	By	Notes
Dissolved Oxygen	**0.03**		mg/L	1	0	0	0C31038	Field	03/23/20 16:46	CSP	
Oxidation/Reduction Potential	**-3.4**		mV	1	-999	-999	0C31038	Field	03/23/20 16:46	CSP	
pH	**7**		pH Units	1			0C31038	Field	03/23/20 16:46	CSP	
Specific Conductance (EC)	**430.4**		umhos/cm	1	0	0	0C31038	Field	03/23/20 16:46	CSP	
Temperature	**24.9**		°C	1	0	0	0C31038	Field	03/23/20 16:46	CSP	
Turbidity	**1.3**		NTU	1	0	0	0C31038	Field	03/23/20 16:46	CSP	

This report relates only to the sample as received by the laboratory, and may only be reproduced in full.

www.encolabs.com

ANALYTICAL RESULTS

Description: TRIP BLANK 1 | **Lab Sample ID:** AD01601-11 | **Received:** 03/24/20 13:15

Matrix: Water | **Sampled:** 03/23/20 00:00 | **Work Order:** AD01601

Project: ENTERPRISE LF & RECYC (FKA SID LARKIN & SON, INC.) | **Sampled By:** ENCO ORL

Volatile Organic Compounds by GCMS

^ - ENCO Orlando certified analyte [NELAC E83182]

Analyte [CAS Number]	Results	Flag	Units	DF	MDL	PQL	Batch	Method	Analyzed	By	Notes
1,1,1,2-Tetrachloroethane [630-20-6]^	0.61	U	ug/L	1	0.61	1.0	0C26017	EPA 8260D	03/26/20 18:22	S1R	
1,1,1-Trichloroethane [71-55-6]^	0.80	U	ug/L	1	0.80	1.0	0C26017	EPA 8260D	03/26/20 18:22	S1R	
1,1,2,2-Tetrachloroethane [79-34-5]^	0.54	U	ug/L	1	0.54	1.0	0C26017	EPA 8260D	03/26/20 18:22	S1R	
1,1,2-Trichloroethane [79-00-5]^	0.76	U	ug/L	1	0.76	1.0	0C26017	EPA 8260D	03/26/20 18:22	S1R	
1,1-Dichloroethane [75-34-3]^	0.62	U	ug/L	1	0.62	1.0	0C26017	EPA 8260D	03/26/20 18:22	S1R	
1,1-Dichloroethene [75-35-4]^	0.94	U	ug/L	1	0.94	1.0	0C26017	EPA 8260D	03/26/20 18:22	S1R	
1,2,3-Trichloropropane [96-18-4]^	0.64	U	ug/L	1	0.64	1.0	0C26017	EPA 8260D	03/26/20 18:22	S1R	
1,2-Dichlorobenzene [95-50-1]^	0.73	U	ug/L	1	0.73	1.0	0C26017	EPA 8260D	03/26/20 18:22	S1R	
1,2-Dichloroethane [107-06-2]^	0.63	U	ug/L	1	0.63	1.0	0C26017	EPA 8260D	03/26/20 18:22	S1R	
1,2-Dichloropropane [78-87-5]^	0.80	U	ug/L	1	0.80	1.0	0C26017	EPA 8260D	03/26/20 18:22	S1R	
1,4-Dichlorobenzene [106-46-7]^	0.76	U	ug/L	1	0.76	1.0	0C26017	EPA 8260D	03/26/20 18:22	S1R	
2-Butanone [78-93-3]^	4.5	U	ug/L	1	4.5	5.0	0C26017	EPA 8260D	03/26/20 18:22	S1R	QV-01
2-Hexanone [591-78-6]^	1.4	U	ug/L	1	1.4	5.0	0C26017	EPA 8260D	03/26/20 18:22	S1R	QV-01
4-Methyl-2-pentanone [108-10-1]^	0.79	U	ug/L	1	0.79	5.0	0C26017	EPA 8260D	03/26/20 18:22	S1R	QV-01
Acetone [67-64-1]^	10	U	ug/L	1	10	20	0C26017	EPA 8260D	03/26/20 18:22	S1R	QV-01
Acrylonitrile [107-13-1]^	3.2	U	ug/L	1	3.2	10	0C26017	EPA 8260D	03/26/20 18:22	S1R	QL-02, QV-01
Benzene [71-43-2]^	0.71	U	ug/L	1	0.71	1.0	0C26017	EPA 8260D	03/26/20 18:22	S1R	
Bromochloromethane [74-97-5]^	0.94	U	ug/L	1	0.94	1.0	0C26017	EPA 8260D	03/26/20 18:22	S1R	QV-01
Bromodichloromethane [75-27-4]^	0.52	U	ug/L	1	0.52	1.0	0C26017	EPA 8260D	03/26/20 18:22	S1R	
Bromoform [75-25-2]^	0.75	U	ug/L	1	0.75	1.0	0C26017	EPA 8260D	03/26/20 18:22	S1R	
Bromomethane [74-83-9]^	0.95	U	ug/L	1	0.95	1.0	0C26017	EPA 8260D	03/26/20 18:22	S1R	
Carbon disulfide [75-15-0]^	2.6	U	ug/L	1	2.6	5.0	0C26017	EPA 8260D	03/26/20 18:22	S1R	
Carbon tetrachloride [56-23-5]^	0.94	U	ug/L	1	0.94	1.0	0C26017	EPA 8260D	03/26/20 18:22	S1R	
Chlorobenzene [108-90-7]^	0.72	U	ug/L	1	0.72	1.0	0C26017	EPA 8260D	03/26/20 18:22	S1R	
Chloroethane [75-00-3]^	0.98	U	ug/L	1	0.98	1.0	0C26017	EPA 8260D	03/26/20 18:22	S1R	
Chloroform [67-66-3]^	0.80	U	ug/L	1	0.80	1.0	0C26017	EPA 8260D	03/26/20 18:22	S1R	
Chloromethane [74-87-3]^	0.82	U	ug/L	1	0.82	1.0	0C26017	EPA 8260D	03/26/20 18:22	S1R	
cis-1,2-Dichloroethene [156-59-2]^	0.53	U	ug/L	1	0.53	1.0	0C26017	EPA 8260D	03/26/20 18:22	S1R	
cis-1,3-Dichloropropene [10061-01-5]^	0.59	U	ug/L	1	0.59	1.0	0C26017	EPA 8260D	03/26/20 18:22	S1R	
Dibromochloromethane [124-48-1]^	0.44	U	ug/L	1	0.44	1.0	0C26017	EPA 8260D	03/26/20 18:22	S1R	
Dibromomethane [74-95-3]^	0.84	U	ug/L	1	0.84	1.0	0C26017	EPA 8260D	03/26/20 18:22	S1R	
Ethylbenzene [100-41-4]^	0.69	U	ug/L	1	0.69	1.0	0C26017	EPA 8260D	03/26/20 18:22	S1R	
Iodomethane [74-88-4]^	0.72	U	ug/L	1	0.72	5.0	0C26017	EPA 8260D	03/26/20 18:22	S1R	
m,p-Xylenes [108-38-3/106-42-3]^	1.3	U	ug/L	1	1.3	2.0	0C26017	EPA 8260D	03/26/20 18:22	S1R	
Methylene chloride [75-09-2]^	2.0	U	ug/L	1	2.0	5.0	0C26017	EPA 8260D	03/26/20 18:22	S1R	
o-Xylene [95-47-6]^	0.53	U	ug/L	1	0.53	1.0	0C26017	EPA 8260D	03/26/20 18:22	S1R	
Styrene [100-42-5]^	0.61	U	ug/L	1	0.61	1.0	0C26017	EPA 8260D	03/26/20 18:22	S1R	
Tetrachloroethene [127-18-4]^	0.76	U	ug/L	1	0.76	1.0	0C26017	EPA 8260D	03/26/20 18:22	S1R	
Toluene [108-88-3]^	0.72	U	ug/L	1	0.72	1.0	0C26017	EPA 8260D	03/26/20 18:22	S1R	
trans-1,2-Dichloroethene [156-60-5]^	0.73	U	ug/L	1	0.73	1.0	0C26017	EPA 8260D	03/26/20 18:22	S1R	
trans-1,3-Dichloropropene [10061-02-6]^	0.73	U	ug/L	1	0.73	1.0	0C26017	EPA 8260D	03/26/20 18:22	S1R	
trans-1,4-Dichloro-2-butene [110-57-6]^	0.79	U	ug/L	1	0.79	1.0	0C26017	EPA 8260D	03/26/20 18:22	S1R	
Trichloroethene [79-01-6]^	0.89	U	ug/L	1	0.89	1.0	0C26017	EPA 8260D	03/26/20 18:22	S1R	
Trichlorofluoromethane [75-69-4]^	0.94	U	ug/L	1	0.94	1.0	0C26017	EPA 8260D	03/26/20 18:22	S1R	
Vinyl acetate [108-05-4]^	0.60	U	ug/L	1	0.60	5.0	0C26017	EPA 8260D	03/26/20 18:22	S1R	QL-02, QV-01

This report relates only to the sample as received by the laboratory, and may only be reproduced in full.

www.encolabs.com

ANALYTICAL RESULTS

Description: TRIP BLANK 1
Matrix: Water
Project: ENTERPRISE LF & RECYC (FKA SID LARKIN & SON, INC.)

Lab Sample ID: AD01601-11
Sampled: 03/23/20 00:00
Sampled By: ENCO ORL

Received: 03/24/20 13:15
Work Order: AD01601

Volatile Organic Compounds by GCMS

^ - ENCO Orlando certified analyte [NELAC E83182]

Analyte [CAS Number]	Results	Flag	Units	DF	MDL	PQL	Batch	Method	Analyzed	By	Notes
Vinyl chloride [75-01-4]^	0.71	U	ug/L	1	0.71	1.0	0C26017	EPA 8260D	03/26/20 18:22	S1R	
Xylenes (Total) [1330-20-7]^	1.3	U	ug/L	1	1.3	2.0	0C26017	EPA 8260D	03/26/20 18:22	S1R	

Surrogates	*Results*	*DF*	*Spike Lvl*	*% Rec*	*% Rec Limits*	*Batch*	*Method*	*Analyzed*	*By*	Notes
4-Bromofluorobenzene	*48*	*1*	*50.0*	*96 %*	*41-142*	*0C26017*	*EPA 8260D*	*03/26/20 18:22*	*S1R*	
Dibromofluoromethane	*59*	*1*	*50.0*	*117 %*	*53-146*	*0C26017*	*EPA 8260D*	*03/26/20 18:22*	*S1R*	
Toluene-d8	*51*	*1*	*50.0*	*103 %*	*41-146*	*0C26017*	*EPA 8260D*	*03/26/20 18:22*	*S1R*	

This report relates only to the sample as received by the laboratory, and may only be reproduced in full.

QUALITY CONTROL DATA

Volatile Organic Compounds by GCMS - Quality Control

Batch 0C26017 - EPA 5030B_MS

Blank (0C26017-BLK1) Prepared: 03/26/2020 00:00 Analyzed: 03/26/2020 11:03

Analyte	Result	Flag	PQL	Units	Spike Level	Source Result	%REC	%REC Limits	RPD	RPD Limit	Notes
1,1,1,2-Tetrachloroethane	0.61	U	1.0	ug/L							
1,1,1-Trichloroethane	0.80	U	1.0	ug/L							
1,1,2,2-Tetrachloroethane	0.54	U	1.0	ug/L							
1,1,2-Trichloroethane	0.76	U	1.0	ug/L							
1,1-Dichloroethane	0.62	U	1.0	ug/L							
1,1-Dichloroethene	0.94	U	1.0	ug/L							
1,2,3-Trichloropropane	0.64	U	1.0	ug/L							
1,2-Dichlorobenzene	0.73	U	1.0	ug/L							
1,2-Dichloroethane	0.63	U	1.0	ug/L							
1,2-Dichloropropane	0.80	U	1.0	ug/L							
1,4-Dichlorobenzene	0.76	U	1.0	ug/L							
2-Butanone	4.5	U	5.0	ug/L							
2-Hexanone	1.4	U	5.0	ug/L							
4-Methyl-2-pentanone	0.79	U	5.0	ug/L							
Acetone	10	U	20	ug/L							
Acrylonitrile	3.2	U	10	ug/L							
Benzene	0.71	U	1.0	ug/L							
Bromochloromethane	0.94	U	1.0	ug/L							
Bromodichloromethane	0.52	U	1.0	ug/L							
Bromoform	0.75	U	1.0	ug/L							
Bromomethane	0.95	U	1.0	ug/L							
Carbon disulfide	2.6	U	5.0	ug/L							
Carbon tetrachloride	0.94	U	1.0	ug/L							
Chlorobenzene	0.72	U	1.0	ug/L							
Chloroethane	0.98	U	1.0	ug/L							
Chloroform	0.80	U	1.0	ug/L							
Chloromethane	0.82	U	1.0	ug/L							
cis-1,2-Dichloroethene	0.53	U	1.0	ug/L							
cis-1,3-Dichloropropene	0.59	U	1.0	ug/L							
Dibromochloromethane	0.44	U	1.0	ug/L							
Dibromomethane	0.84	U	1.0	ug/L							
Ethylbenzene	0.69	U	1.0	ug/L							
Iodomethane	0.72	U	5.0	ug/L							
m,p-Xylenes	1.3	U	2.0	ug/L							
Methylene chloride	2.0	U	5.0	ug/L							
o-Xylene	0.53	U	1.0	ug/L							
Styrene	0.61	U	1.0	ug/L							
Tetrachloroethene	0.76	U	1.0	ug/L							
Toluene	0.72	U	1.0	ug/L							
trans-1,2-Dichloroethene	0.73	U	1.0	ug/L							
trans-1,3-Dichloropropene	0.73	U	1.0	ug/L							
trans-1,4-Dichloro-2-butene	0.79	U	1.0	ug/L							
Trichloroethene	0.89	U	1.0	ug/L							
Trichlorofluoromethane	0.94	U	1.0	ug/L							
Vinyl acetate	0.60	U	5.0	ug/L							
Vinyl chloride	0.71	U	1.0	ug/L							
Xylenes (Total)	1.3	U	2.0	ug/L							
4-Bromofluorobenzene	*51*			*ug/L*	*50.0*		*103*	*41-142*			
Dibromofluoromethane	*56*			*ug/L*	*50.0*		*112*	*53-146*			

This report relates only to the sample as received by the laboratory, and may only be reproduced in full.

QUALITY CONTROL DATA

Volatile Organic Compounds by GCMS - Quality Control

Batch 0C26017 - EPA 5030B_MS - Continued

Blank (0C26017-BLK1) Continued Prepared: 03/26/2020 00:00 Analyzed: 03/26/2020 11:03

Analyte	Result	Flag	POL	Units	Spike Level	Source Result	%REC	%REC Limits	RPD	RPD Limit	Notes
Toluene-d8	*51*			*ug/L*	*50.0*		*102*	*41-146*			

LCS (0C26017-BS1) Prepared: 03/26/2020 00:00 Analyzed: 03/26/2020 09:22

Analyte	Result	Flag	POL	Units	Spike Level	Source Result	%REC	%REC Limits	RPD	RPD Limit	Notes
1,1-Dichloroethene	25		1.0	ug/L	20.0		124	47-139			
Benzene	23		1.0	ug/L	20.0		115	56-136			
Chlorobenzene	20		1.0	ug/L	20.0		100	51-139			
Toluene	20		1.0	ug/L	20.0		101	64-131			
Trichloroethene	22		1.0	ug/L	20.0		112	62-135			
4-Bromofluorobenzene	*54*			*ug/L*	*50.0*		*107*	*41-142*			
Dibromofluoromethane	*60*			*ug/L*	*50.0*		*120*	*53-146*			
Toluene-d8	*54*			*ug/L*	*50.0*		*108*	*41-146*			

Matrix Spike (0C26017-MS1) Prepared: 03/26/2020 00:00 Analyzed: 03/27/2020 09:16

Source: AD01601-01

Analyte	Result	Flag	POL	Units	Spike Level	Source Result	%REC	%REC Limits	RPD	RPD Limit	Notes
1,1-Dichloroethene	20		1.0	ug/L	20.0	0.94 U	98	47-139			
Benzene	22		1.0	ug/L	20.0	0.71 U	109	56-136			
Chlorobenzene	20		1.0	ug/L	20.0	0.72 U	101	51-139			
Toluene	21		1.0	ug/L	20.0	0.72 U	103	64-131			
Trichloroethene	22		1.0	ug/L	20.0	0.89 U	109	62-135			
4-Bromofluorobenzene	*49*			*ug/L*	*50.0*		*98*	*41-142*			
Dibromofluoromethane	*52*			*ug/L*	*50.0*		*103*	*53-146*			
Toluene-d8	*47*			*ug/L*	*50.0*		*94*	*41-146*			

Matrix Spike Dup (0C26017-MSD1) Prepared: 03/26/2020 00:00 Analyzed: 03/27/2020 09:45

Source: AD01601-01

Analyte	Result	Flag	POL	Units	Spike Level	Source Result	%REC	%REC Limits	RPD	RPD Limit	Notes
1,1-Dichloroethene	20		1.0	ug/L	20.0	0.94 U	100	47-139	2	16	
Benzene	22		1.0	ug/L	20.0	0.71 U	108	56-136	0.7	14	
Chlorobenzene	20		1.0	ug/L	20.0	0.72 U	101	51-139	0.05	13	
Toluene	21		1.0	ug/L	20.0	0.72 U	104	64-131	0.5	16	
Trichloroethene	21		1.0	ug/L	20.0	0.89 U	107	62-135	2	20	
4-Bromofluorobenzene	*51*			*ug/L*	*50.0*		*102*	*41-142*			
Dibromofluoromethane	*53*			*ug/L*	*50.0*		*105*	*53-146*			
Toluene-d8	*48*			*ug/L*	*50.0*		*96*	*41-146*			

Semivolatile Organic Compounds by GC - Quality Control

Batch 0C27004 - EPA 504/8011

Blank (0C27004-BLK1) Prepared: 03/27/2020 06:12 Analyzed: 03/27/2020 09:18

Analyte	Result	Flag	POL	Units	Spike Level	Source Result	%REC	%REC Limits	RPD	RPD Limit	Notes
1,2-Dibromo-3-chloropropane	0.012	U	0.020	ug/L							
1,2-Dibromoethane	0.010	U	0.020	ug/L							

This report relates only to the sample as received by the laboratory, and may only be reproduced in full.

QUALITY CONTROL DATA

Semivolatile Organic Compounds by GC - Quality Control

Batch 0C27004 - EPA 504/8011 - Continued

Blank (0C27004-BLK1) Continued Prepared: 03/27/2020 06:12 Analyzed: 03/27/2020 09:18

Analyte	Result	Flag	PQL	Units	Spike Level	Source Result	%REC	%REC Limits	RPD	RPD Limit	Notes
1,1,1,2-Tetrachloroethane	*0.30*			*ug/L*	*0.250*		*122*	*70-130*			

LCS (0C27004-BS1) Prepared: 03/27/2020 06:12 Analyzed: 03/27/2020 09:34

Analyte	Result	Flag	PQL	Units	Spike Level	Source Result	%REC	%REC Limits	RPD	RPD Limit	Notes
1,2-Dibromo-3-chloropropane	0.20		0.020	ug/L	0.250		82	61-139			
1,2-Dibromoethane	0.24		0.020	ug/L	0.250		96	65-133			
1,1,1,2-Tetrachloroethane	*0.31*			*ug/L*	*0.250*		*125*	*70-130*			

Matrix Spike (0C27004-MS1) Prepared: 03/27/2020 06:12 Analyzed: 03/27/2020 09:50

Source: AD01907-01

Analyte	Result	Flag	PQL	Units	Spike Level	Source Result	%REC	%REC Limits	RPD	RPD Limit	Notes
1,2-Dibromo-3-chloropropane	0.22		0.020	ug/L	0.250	0.012 U	87	61-139			
1,2-Dibromoethane	0.23		0.020	ug/L	0.250	0.010 U	93	65-133			
1,1,1,2-Tetrachloroethane	*0.31*			*ug/L*	*0.250*		*123*	*70-130*			

Matrix Spike Dup (0C27004-MSD1) Prepared: 03/27/2020 06:12 Analyzed: 03/27/2020 10:06

Source: AD01907-01

Analyte	Result	Flag	PQL	Units	Spike Level	Source Result	%REC	%REC Limits	RPD	RPD Limit	Notes
1,2-Dibromo-3-chloropropane	0.20		0.020	ug/L	0.250	0.012 U	81	61-139	7	12	
1,2-Dibromoethane	0.24		0.020	ug/L	0.250	0.010 U	94	65-133	2	17	
1,1,1,2-Tetrachloroethane	*0.31*			*ug/L*	*0.250*		*126*	*70-130*			

Metals by EPA 6000/7000 Series Methods - Quality Control

Batch 0C25013 - EPA 7470A

Blank (0C25013-BLK1) Prepared: 03/25/2020 10:48 Analyzed: 03/26/2020 09:47

Analyte	Result	Flag	PQL	Units	Spike Level	Source Result	%REC	%REC Limits	RPD	RPD Limit	Notes
Mercury	0.0230	U	0.200	ug/L							

Blank (0C25013-BLK2) Prepared: 03/25/2020 10:48 Analyzed: 03/26/2020 09:50

Analyte	Result	Flag	PQL	Units	Spike Level	Source Result	%REC	%REC Limits	RPD	RPD Limit	Notes
Mercury	0.230	U	2.00	ug/L							

Blank (0C25013-BLK3) Prepared: 03/25/2020 10:48 Analyzed: 03/26/2020 11:13

Analyte	Result	Flag	PQL	Units	Spike Level	Source Result	%REC	%REC Limits	RPD	RPD Limit	Notes
Mercury	0.0230	U	0.200	ug/L							

LCS (0C25013-BS1) Prepared: 03/25/2020 10:48 Analyzed: 03/26/2020 09:53

Analyte	Result	Flag	PQL	Units	Spike Level	Source Result	%REC	%REC Limits	RPD	RPD Limit	Notes
Mercury	5.25		0.200	ug/L	5.00		105	80-120			

This report relates only to the sample as received by the laboratory, and may only be reproduced in full.

QUALITY CONTROL DATA

Metals by EPA 6000/7000 Series Methods - Quality Control

Batch 0C25013 - EPA 7470A - Continued

LCS (0C25013-BS2) Prepared: 03/25/2020 10:48 Analyzed: 03/26/2020 11:16

Analyte	Result	Flag	PQL	Units	Spike Level	Source Result	%REC	%REC Limits	RPD	RPD Limit	Notes
Mercury	5.01		0.200	ug/L	5.00		100	80-120			

Matrix Spike (0C25013-MS1) Prepared: 03/25/2020 10:48 Analyzed: 03/26/2020 10:00

Source: AD01933-01

Analyte	Result	Flag	PQL	Units	Spike Level	Source Result	%REC	%REC Limits	RPD	RPD Limit	Notes
Mercury	52.0		2.00	ug/L	50.0	0.230 U	104	75-125			

Matrix Spike Dup (0C25013-MSD1) Prepared: 03/25/2020 10:48 Analyzed: 03/26/2020 10:03

Source: AD01933-01

Analyte	Result	Flag	PQL	Units	Spike Level	Source Result	%REC	%REC Limits	RPD	RPD Limit	Notes
Mercury	52.1		2.00	ug/L	50.0	0.230 U	104	75-125	0.3	20	

Batch 0C25016 - EPA 7470A

Blank (0C25016-BLK1) Prepared: 03/25/2020 10:48 Analyzed: 03/26/2020 09:11

Analyte	Result	Flag	PQL	Units	Spike Level	Source Result	%REC	%REC Limits	RPD	RPD Limit	Notes
Mercury	0.0230	U	0.200	ug/L							

LCS (0C25016-BS1) Prepared: 03/25/2020 10:48 Analyzed: 03/26/2020 09:14

Analyte	Result	Flag	PQL	Units	Spike Level	Source Result	%REC	%REC Limits	RPD	RPD Limit	Notes
Mercury	5.22		0.200	ug/L	5.00		104	80-120			

Matrix Spike (0C25016-MS1) Prepared: 03/25/2020 10:48 Analyzed: 03/26/2020 09:20

Source: AD01601-09

Analyte	Result	Flag	PQL	Units	Spike Level	Source Result	%REC	%REC Limits	RPD	RPD Limit	Notes
Mercury	5.42		0.200	ug/L	5.00	0.0230 U	108	75-125			

Matrix Spike Dup (0C25016-MSD1) Prepared: 03/25/2020 10:48 Analyzed: 03/26/2020 09:23

Source: AD01601-09

Analyte	Result	Flag	PQL	Units	Spike Level	Source Result	%REC	%REC Limits	RPD	RPD Limit	Notes
Mercury	5.37		0.200	ug/L	5.00	0.0230 U	107	75-125	0.9	20	

Metals (total recoverable) by EPA 6000/7000 Series Methods - Quality Control

Batch 0C25006 - EPA 3005A

Blank (0C25006-BLK1) Prepared: 03/25/2020 09:02 Analyzed: 03/26/2020 10:28

Analyte	Result	Flag	PQL	Units	Spike Level	Source Result	%REC	%REC Limits	RPD	RPD Limit	Notes
Antimony	2.50	U	5.00	ug/L							
Arsenic	5.00	U	10.0	ug/L							
Barium	50.0	U	100	ug/L							
Beryllium	0.500	U	1.00	ug/L							
Cadmium	0.500	U	3.00	ug/L							
Chromium	5.00	U	10.0	ug/L							
Cobalt	5.00	U	10.0	ug/L							

This report relates only to the sample as received by the laboratory, and may only be reproduced in full.

QUALITY CONTROL DATA

Metals (total recoverable) by EPA 6000/7000 Series Methods - Quality Control

Batch 0C25006 - EPA 3005A - Continued

Blank (0C25006-BLK1) Continued Prepared: 03/25/2020 09:02 Analyzed: 03/26/2020 10:28

Analyte	Result	Flag	PQL	Units	Spike Level	Source Result	%REC	%REC Limits	RPD	RPD Limit	Notes
Copper	2.50	U	10.0	ug/L							
Iron	**28.9**	**I**	50.0	ug/L							
Lead	2.50	U	5.00	ug/L							
Nickel	5.00	U	10.0	ug/L							
Selenium	5.00	U	10.0	ug/L							
Silver	0.500	U	1.00	ug/L							
Sodium	0.500	U	1.00	mg/L							
Thallium	0.500	U	1.00	ug/L							
Vanadium	5.00	U	10.0	ug/L							
Zinc	75.0	U	200	ug/L							

Blank (0C25006-BLK2) Prepared: 03/25/2020 09:02 Analyzed: 03/26/2020 10:32

Analyte	Result	Flag	PQL	Units	Spike Level	Source Result	%REC	%REC Limits	RPD	RPD Limit	Notes
Antimony	0.250	U	0.500	ug/L							
Arsenic	0.500	U	1.00	ug/L							
Barium	5.00	U	10.0	ug/L							
Beryllium	0.0500	U	0.100	ug/L							
Cadmium	0.0500	U	0.300	ug/L							
Chromium	0.500	U	1.00	ug/L							
Cobalt	0.500	U	1.00	ug/L							
Copper	0.250	U	1.00	ug/L							
Iron	**2.59**	**I**	5.00	ug/L							
Lead	0.250	U	0.500	ug/L							
Nickel	0.500	U	1.00	ug/L							
Selenium	0.500	U	1.00	ug/L							
Silver	0.0500	U	0.100	ug/L							
Sodium	0.0500	U	0.100	mg/L							
Thallium	0.0500	U	0.100	ug/L							
Vanadium	0.500	U	1.00	ug/L							
Zinc	7.50	U	20.0	ug/L							

Blank (0C25006-BLK3) Prepared: 03/26/2020 10:00 Analyzed: 03/26/2020 11:07

Analyte	Result	Flag	PQL	Units	Spike Level	Source Result	%REC	%REC Limits	RPD	RPD Limit	Notes
Antimony	2.50	U	5.00	ug/L							
Arsenic	5.00	U	10.0	ug/L							
Barium	50.0	U	100	ug/L							
Beryllium	0.500	U	1.00	ug/L							
Cadmium	0.500	U	3.00	ug/L							
Chromium	5.00	U	10.0	ug/L							
Cobalt	5.00	U	10.0	ug/L							
Copper	2.50	U	10.0	ug/L							
Iron	25.0	U	50.0	ug/L							
Lead	2.50	U	5.00	ug/L							
Nickel	5.00	U	10.0	ug/L							
Selenium	5.00	U	10.0	ug/L							
Silver	0.500	U	1.00	ug/L							

This report relates only to the sample as received by the laboratory, and may only be reproduced in full.

QUALITY CONTROL DATA

Metals (total recoverable) by EPA 6000/7000 Series Methods - Quality Control

Batch 0C25006 - EPA 3005A - Continued

Blank (0C25006-BLK3) Continued Prepared: 03/26/2020 10:00 Analyzed: 03/26/2020 11:07

Analyte	Result	Flag	PQL	Units	Spike Level	Source Result	%REC	%REC Limits	RPD	RPD Limit	Notes
Sodium	0.500	U	1.00	mg/L							
Thallium	0.500	U	1.00	ug/L							
Vanadium	5.00	U	10.0	ug/L							
Zinc	75.0	U	200	ug/L							

Blank (0C25006-BLK4) Prepared: 03/26/2020 10:00 Analyzed: 03/26/2020 11:11

Analyte	Result	Flag	PQL	Units	Spike Level	Source Result	%REC	%REC Limits	RPD	RPD Limit	Notes
Antimony	0.250	U	0.500	ug/L							
Arsenic	0.500	U	1.00	ug/L							
Barium	5.00	U	10.0	ug/L							
Beryllium	0.0500	U	0.100	ug/L							
Cadmium	0.0500	U	0.300	ug/L							
Chromium	0.500	U	1.00	ug/L							
Cobalt	0.500	U	1.00	ug/L							
Copper	0.250	U	1.00	ug/L							
Iron	2.50	U	5.00	ug/L							
Lead	0.250	U	0.500	ug/L							
Nickel	0.500	U	1.00	ug/L							
Selenium	0.500	U	1.00	ug/L							
Silver	0.0500	U	0.100	ug/L							
Sodium	0.0500	U	0.100	mg/L							
Thallium	0.0500	U	0.100	ug/L							
Vanadium	0.500	U	1.00	ug/L							
Zinc	7.50	U	20.0	ug/L							

LCS (0C25006-BS1) Prepared: 03/25/2020 09:02 Analyzed: 03/26/2020 10:35

Analyte	Result	Flag	PQL	Units	Spike Level	Source Result	%REC	%REC Limits	RPD	RPD Limit	Notes
Antimony	49.3		5.00	ug/L	50.0		99	80-120			
Arsenic	487		10.0	ug/L	500		97	80-120			
Barium	482		100	ug/L	500		96	80-120			
Beryllium	49.4		1.00	ug/L	50.0		99	80-120			
Cadmium	49.5		3.00	ug/L	50.0		99	80-120			
Chromium	505		10.0	ug/L	500		101	80-120			
Cobalt	476		10.0	ug/L	500		95	80-120			
Copper	500		10.0	ug/L	500		100	80-120			
Iron	997		50.0	ug/L	1000		100	80-120			
Lead	497		5.00	ug/L	500		99	80-120			
Nickel	496		10.0	ug/L	500		99	80-120			
Selenium	475		10.0	ug/L	500		95	80-120			
Silver	49.4		1.00	ug/L	50.0		99	80-120			
Sodium	25.7		1.00	mg/L	25.0		103	80-120			
Thallium	50.2		1.00	ug/L	50.0		100	80-120			
Vanadium	510		10.0	ug/L	500		102	80-120			
Zinc	485		200	ug/L	500		97	80-120			

This report relates only to the sample as received by the laboratory, and may only be reproduced in full.

QUALITY CONTROL DATA

Metals (total recoverable) by EPA 6000/7000 Series Methods - Quality Control

Batch 0C25006 - EPA 3005A - Continued

Matrix Spike (0C25006-MS1) Prepared: 03/25/2020 09:02 Analyzed: 03/26/2020 10:43

Source: AD01601-01

Analyte	Result	Flag	PQL	Units	Spike Level	Source Result	%REC	%REC Limits	RPD	RPD Limit	Notes
Antimony	48.6		5.00	ug/L	50.0	2.50 U	97	75-125			
Arsenic	490		10.0	ug/L	500	5.00 U	98	75-125			
Barium	480		100	ug/L	500	50.0 U	96	75-125			
Beryllium	49.0		1.00	ug/L	50.0	0.500 U	98	75-125			
Cadmium	50.1		3.00	ug/L	50.0	1.03	98	75-125			
Chromium	504		10.0	ug/L	500	5.00 U	101	75-125			
Cobalt	478		10.0	ug/L	500	8.31	94	75-125			
Copper	489		10.0	ug/L	500	2.50 U	98	75-125			
Iron	1180		50.0	ug/L	1000	149	103	75-125			
Lead	493		5.00	ug/L	500	2.50 U	99	75-125			
Nickel	492		10.0	ug/L	500	5.00 U	98	75-125			
Selenium	468		10.0	ug/L	500	5.00 U	94	75-125			
Silver	49.5		1.00	ug/L	50.0	0.500 U	99	75-125			
Sodium	41.1		1.00	mg/L	25.0	14.7	106	75-125			
Thallium	49.2		1.00	ug/L	50.0	0.500 U	98	75-125			
Vanadium	506		10.0	ug/L	500	5.00 U	101	75-125			
Zinc	489		200	ug/L	500	75.0 U	98	75-125			

Matrix Spike Dup (0C25006-MSD1) Prepared: 03/25/2020 09:02 Analyzed: 03/26/2020 10:47

Source: AD01601-01

Analyte	Result	Flag	PQL	Units	Spike Level	Source Result	%REC	%REC Limits	RPD	RPD Limit	Notes
Antimony	49.3		5.00	ug/L	50.0	2.50 U	99	75-125	1	20	
Arsenic	491		10.0	ug/L	500	5.00 U	98	75-125	0.1	20	
Barium	487		100	ug/L	500	50.0 U	97	75-125	1	20	
Beryllium	49.7		1.00	ug/L	50.0	0.500 U	99	75-125	2	20	
Cadmium	50.2		3.00	ug/L	50.0	1.03	98	75-125	0.3	20	
Chromium	506		10.0	ug/L	500	5.00 U	101	75-125	0.2	20	
Cobalt	485		10.0	ug/L	500	8.31	95	75-125	2	20	
Copper	494		10.0	ug/L	500	2.50 U	99	75-125	1	20	
Iron	1210		50.0	ug/L	1000	149	106	75-125	2	20	
Lead	492		5.00	ug/L	500	2.50 U	98	75-125	0.05	20	
Nickel	495		10.0	ug/L	500	5.00 U	99	75-125	0.7	20	
Selenium	477		10.0	ug/L	500	5.00 U	95	75-125	2	20	
Silver	49.0		1.00	ug/L	50.0	0.500 U	98	75-125	1	20	
Sodium	42.2		1.00	mg/L	25.0	14.7	110	75-125	2	20	
Thallium	49.3		1.00	ug/L	50.0	0.500 U	99	75-125	0.1	20	
Vanadium	510		10.0	ug/L	500	5.00 U	102	75-125	0.7	20	
Zinc	491		200	ug/L	500	75.0 U	98	75-125	0.5	20	

Classical Chemistry Parameters - Quality Control

Batch 0C24002 - NO PREP

Blank (0C24002-BLK1) Prepared: 03/24/2020 15:55 Analyzed: 03/24/2020 19:16

Analyte	Result	Flag	PQL	Units	Spike Level	Source Result	%REC	%REC Limits	RPD	RPD Limit	Notes
Chloride	0.29	U	5.0	mg/L							
Nitrate as N	0.052	U	1.0	mg/L							

This report relates only to the sample as received by the laboratory, and may only be reproduced in full.

QUALITY CONTROL DATA

Classical Chemistry Parameters - Quality Control

Batch 0C24002 - NO PREP - Continued

LCS (0C24002-BS1) Prepared: 03/24/2020 15:55 Analyzed: 03/24/2020 19:32

Analyte	Result	Flag	PQL	Units	Spike Level	Source Result	%REC	%REC Limits	RPD	RPD Limit	Notes
Chloride	53		5.0	mg/L	50.0		106	90-110			
Nitrate as N	26		1.0	mg/L	25.0		106	90-110			

Matrix Spike (0C24002-MS1) Prepared: 03/24/2020 15:55 Analyzed: 03/24/2020 19:48

Source: AD01601-03

Analyte	Result	Flag	PQL	Units	Spike Level	Source Result	%REC	%REC Limits	RPD	RPD Limit	Notes
Chloride	65		5.0	mg/L	50.0	12	107	90-110			
Nitrate as N	29		1.0	mg/L	25.0	2.4	105	90-110			

Matrix Spike (0C24002-MS2) Prepared: 03/24/2020 15:55 Analyzed: 03/24/2020 23:33

Source: AD01601-08

Analyte	Result	Flag	PQL	Units	Spike Level	Source Result	%REC	%REC Limits	RPD	RPD Limit	Notes
Chloride	63		5.0	mg/L	50.0	9.9	107	90-110			
Nitrate as N	26		1.0	mg/L	25.0	0.052 U	103	90-110			

Matrix Spike Dup (0C24002-MSD1) Prepared: 03/24/2020 15:55 Analyzed: 03/24/2020 20:04

Source: AD01601-03

Analyte	Result	Flag	PQL	Units	Spike Level	Source Result	%REC	%REC Limits	RPD	RPD Limit	Notes
Chloride	65		5.0	mg/L	50.0	12	106	90-110	1	10	
Nitrate as N	28		1.0	mg/L	25.0	2.4	104	90-110	0.9	10	

Matrix Spike Dup (0C24002-MSD2) Prepared: 03/24/2020 15:55 Analyzed: 03/24/2020 23:49

Source: AD01601-08

Analyte	Result	Flag	PQL	Units	Spike Level	Source Result	%REC	%REC Limits	RPD	RPD Limit	Notes
Chloride	63		5.0	mg/L	50.0	9.9	106	90-110	0.4	10	
Nitrate as N	25		1.0	mg/L	25.0	0.052 U	101	90-110	1	10	

Batch 0C25024 - NO PREP

Blank (0C25024-BLK1) Prepared: 03/25/2020 11:28 Analyzed: 03/26/2020 14:06

Analyte	Result	Flag	PQL	Units	Spike Level	Source Result	%REC	%REC Limits	RPD	RPD Limit	Notes
Total Dissolved Solids	10	U	10	mg/L							

LCS (0C25024-BS1) Prepared: 03/25/2020 11:28 Analyzed: 03/26/2020 14:06

Analyte	Result	Flag	PQL	Units	Spike Level	Source Result	%REC	%REC Limits	RPD	RPD Limit	Notes
Total Dissolved Solids	1000		10	mg/L	1000		100	90-110			

Duplicate (0C25024-DUP1) Prepared: 03/25/2020 11:28 Analyzed: 03/26/2020 14:06

Source: AD01601-01

Analyte	Result	Flag	PQL	Units	Spike Level	Source Result	%REC	%REC Limits	RPD	RPD Limit	Notes
Total Dissolved Solids	390		10	mg/L		390			2	20	

Batch 0C26009 - NO PREP

This report relates only to the sample as received by the laboratory, and may only be reproduced in full.

QUALITY CONTROL DATA

Classical Chemistry Parameters - Quality Control

Batch 0C26009 - NO PREP - Continued

Blank (0C26009-BLK1) Prepared: 03/26/2020 08:49 Analyzed: 03/26/2020 13:51

Analyte	Result	Flag	PQL	Units	Spike Level	Source Result	%REC	%REC Limits	RPD	RPD Limit	Notes
Ammonia as N	0.0098	U	0.020	mg/L							

LCS (0C26009-BS1) Prepared: 03/26/2020 08:49 Analyzed: 03/26/2020 13:52

Analyte	Result	Flag	PQL	Units	Spike Level	Source Result	%REC	%REC Limits	RPD	RPD Limit	Notes
Ammonia as N	0.98		0.020	mg/L	1.00		98	90-110			

Matrix Spike (0C26009-MS1) Prepared: 03/26/2020 08:49 Analyzed: 03/26/2020 13:59

Source: AD01601-01

Analyte	Result	Flag	PQL	Units	Spike Level	Source Result	%REC	%REC Limits	RPD	RPD Limit	Notes
Ammonia as N	0.97		0.020	mg/L	1.00	0.0098 U	97	90-110			

Matrix Spike (0C26009-MS2) Prepared: 03/26/2020 08:49 Analyzed: 03/26/2020 14:22

Source: AD02019-01

Analyte	Result	Flag	PQL	Units	Spike Level	Source Result	%REC	%REC Limits	RPD	RPD Limit	Notes
Ammonia as N	1.1		0.020	mg/L	1.00	0.043	106	90-110			

Matrix Spike Dup (0C26009-MSD1) Prepared: 03/26/2020 08:49 Analyzed: 03/26/2020 14:00

Source: AD01601-01

Analyte	Result	Flag	PQL	Units	Spike Level	Source Result	%REC	%REC Limits	RPD	RPD Limit	Notes
Ammonia as N	0.95		0.020	mg/L	1.00	0.0098 U	95	90-110	1	10	

Batch 0C26031 - NO PREP

Blank (0C26031-BLK1) Prepared: 03/26/2020 10:00 Analyzed: 03/26/2020 10:36

Analyte	Result	Flag	PQL	Units	Spike Level	Source Result	%REC	%REC Limits	RPD	RPD Limit	Notes
Chloride	0.29	U	5.0	mg/L							
Nitrate as N	0.052	U	1.0	mg/L							

LCS (0C26031-BS1) Prepared: 03/26/2020 10:00 Analyzed: 03/26/2020 10:52

Analyte	Result	Flag	PQL	Units	Spike Level	Source Result	%REC	%REC Limits	RPD	RPD Limit	Notes
Chloride	53		5.0	mg/L	50.0		106	90-110			
Nitrate as N	27		1.0	mg/L	25.0		106	90-110			

Matrix Spike (0C26031-MS1) Prepared: 03/26/2020 10:00 Analyzed: 03/26/2020 11:41

Source: AD02032-02

Analyte	Result	Flag	PQL	Units	Spike Level	Source Result	%REC	%REC Limits	RPD	RPD Limit	Notes
Chloride	100	L	5.0	mg/L	50.0	49	104	90-110			
Nitrate as N	27		1.0	mg/L	25.0	0.052 U	109	90-110			

Matrix Spike (0C26031-MS2) Prepared: 03/26/2020 12:00 Analyzed: 03/26/2020 14:21

Source: AD02043-01

Analyte	Result	Flag	PQL	Units	Spike Level	Source Result	%REC	%REC Limits	RPD	RPD Limit	Notes
Chloride	64		5.0	mg/L	50.0	9.2	109	90-110			
Nitrate as N	27		1.0	mg/L	25.0	0.71	106	90-110			

This report relates only to the sample as received by the laboratory, and may only be reproduced in full.

QUALITY CONTROL DATA

Classical Chemistry Parameters - Quality Control

Batch 0C26031 - NO PREP - Continued

Matrix Spike Dup (0C26031-MSD1) Prepared: 03/26/2020 10:00 Analyzed: 03/26/2020 11:57

Source: AD02032-02

Analyte	Result	Flag	PQL	Units	Spike Level	Source Result	%REC	%REC Limits	RPD	RPD Limit	Notes
Chloride	100	L	5.0	mg/L	50.0	49	103	90-110	0.7	10	
Nitrate as N	27		1.0	mg/L	25.0	0.052 U	106	90-110	3	10	

Matrix Spike Dup (0C26031-MSD2) Prepared: 03/26/2020 12:00 Analyzed: 03/26/2020 14:38

Source: AD02043-01

Analyte	Result	Flag	PQL	Units	Spike Level	Source Result	%REC	%REC Limits	RPD	RPD Limit	Notes
Chloride	63		5.0	mg/L	50.0	9.2	108	90-110	0.7	10	
Nitrate as N	27		1.0	mg/L	25.0	0.71	105	90-110	0.9	10	

This report relates only to the sample as received by the laboratory, and may only be reproduced in full.

FLAGS/NOTES AND DEFINITIONS

PQL	PQL: Practical Quantitation Limit. The PQL presented is the laboratory MRL.
B	Results are based upon membrane filter colony counts that are outside the method indicated ideal range.
I	The reported value is between the laboratory method detection limit (MDL) and the practical quantitation limit (PQL).
J	Estimated value.
K	Off-scale low; Actual value is known to be less than the value given.
L	Off-scale high; Actual value is known to be greater than value given.
M	Presence of analyte is verified but not quantified; the actual value is less than the MRL but greater than the MDL.
N	Presumptive evidence of presence of material.
O	Sampled, but analysis lost or not performed.
Q	Sample exceeded the accepted holding time.
T	Value reported is less than the laboratory method detection limit. The value is reported for informational purposes only and shall not be used in statistical analysis.
U	Indicates that the compound was analyzed for but not detected.
V	Indicates that the analyte was detected in both the sample and the associated method blank.
Y	The laboratory analysis was from an improperly preserved sample. The data may not be accurate.
Z	Too many colonies were present (TNTC); the numeric value represents the filtration volume.
?	Data are rejected and should not be used. Some or all of the quality control data for the analyte were outside criteria, and the presence or absence of the analyte cannot be determined from the data.
*****	Not reported due to interference.
[CALC]	Calculated analyte - MDL/MRL reported to the highest reporting limit of the component analyses.
QH-02	Sample analyzed in hold but had QC exceedances. Sample reanalysis was performed out of hold confirming original result. Both results reported.
QL-02	The associated laboratory control sample exhibited high bias; since the result is ND, there is no impact.
QM-07	The spike recovery was outside acceptance limits for the MS and/or MSD. The batch was accepted based on acceptable LCS recovery.
QM-19	The spike recovery was outside acceptance limits for the MS and/or MSD.
QS-03	Surrogate recovery outside acceptance limits
QV-01	The associated continuing calibration verification standard exhibited high bias; since the result is ND, there is no impact.

This report relates only to the sample as received by the laboratory, and may only be reproduced in full.

ENVIRONMENTAL CONSERVATION LABORATORIES CHAIN-OF-CUSTODY RECORD

www.encolabs.com

10775 Central Port Dr.
Orlando, FL 32824
(407) 826-5314

4810 Executive Park Court, Suite 111
Jacksonville, FL 32216-6069
(904) 296-3007 Fax (904) 296-6210

102-A Woodwinds Industrial Ct.
Cary, NC 27511
(919) 467-3090 Fax (919) 467-3515

Client Name: Angelo's Recycled Materials (AN010)	Project Number: 87895
Address: 41111 Enterprise Road	Project Name/Desc: ENTERPRISE LF & RECYC (FKA SID LARKIN & SON, INC.)
City/ST/Zip: Dade City, FL 33525	PO # / Billing Info:
Tel: (352) 521-3607 Fax:	Reporting Contact: Walker Wrenn
Sampler(s) Name, Affiliation (Print): Chris Monaco Ideal Tech Services	Billing Contact: John Arnold
Sampler(s) Signature: [signature]	Site Location / Time Zone: FL / EST

Requested Turnaround Times

Note : Rush requests subject to acceptance by the facility

X Standard

___ Expedited

Due ___/___/___

Lab Workorder: AD01601

Requested Analyses: 8011; 8260D Appendix 1 FL; Chloride 300,Nitrate as N 300,TDS SM2540C; Ammonia 350.1; Ag,As,Ba,Be,Cd,Ca,Cr,Cu,Fe,Hg,Na,Ni,Pb,Sb,Se,Tl,V,Zn

Preservation (See Codes) (Combine as necessary)

Item #	Sample ID (Field Identification)	Collection Date	Collection Time	Comp / Grab	Matrix (see codes)	Total # of Containers	I	IH	I	IS	N						Sample Comments
	MW-19R	3/23/20	1033	Grab	GW	8	2	3	1	1	1						
	MW-18B	↑	1114	↑	↑	8	2	3	1	1	1						
	MW-20B		1218			8	2	3	1	1	1						
	MW-10B		1255			8	2	3	1	1	1						
	MW-9B		1324			8	2	3	1	1	1						
	MW-8B		1402			8	2	3	1	1	1						
	MW-7BR		1440			8	2	3	1	1	1						
	MW-7A		1528			8	2	3	1	1	1						
	MW-6B		1621			8	2	3	1	1	1						
	Supply well	3/23/20	1646	↓	GW	8	2	3	1	1	1						
	Trip Blank 1	—	—	Grab	O	2	-	2	-	-	-						lab supplied D.I. water

<-- Total # of Containers

Sample Kit Prepared By: ECG	Date/Time: 03/11/20 14:55	Relinquished By: [signature]	Date/Time: 03/11/20 14:55
Received By: [signature]	Date/Time: 3/12/20 1600	Comments/Special Reporting Requirements:	Relinquished By: [signature]
Date/Time: 3/24/20 0730	Received By: Rosa Marval	Date/Time: 03/24/20 13:15	Relinquished By:
Date/Time:	Received By:	Date/Time:	Cooler #'s & Temps on Receipt: L9-611 0-1°C
Condition Upon Receipt: ✓ Acceptable ___ Unacceptable			

Matrix : **GW**-Groundwater **SO**-Soil **DW**-Drinking Water **SE**-Sediment **SW**-Surface Water **WW**-Wastewater **A**-Air **O**-Other (detail in comments)

Preservation: **I**-Ice **H**-HCl **N**-HNO3 **S**-H2SO4 **NO**-NaOH **O**-Other (detail in comments)

Note : All samples submitted to ENCO Labs are in accordance with the terms and conditions listed on the reverse of this form, unless prior written agreements exist

IDEAL TECH SERVICES, INC. GROUNDWATER SAMPLE LOG

Site Name: Angelo's Aggregate Materials, LTD Enterprise Class III Landfill	Site Location: Pasco County, Florida
Well No: **BW-1A**	WACS Well: 28983
Date: 03/23/20	

Purging Data

Well Diameter (inches):	Tubing Diameter (inches):	Well Screen Interval (ft):	Static Depth to Water (ft):	Purge Pump Type:
2	0.375	57.5 to 77.5	dry	SS ESP

Well Volume Purge: 1 Well Volume = (Total Well Depth - Static Depth To Water) * Well Capacity (gal/ft)

= (77.50 Feet - dry Feet) * 0.16 Gallons/Ft= Gallons

Equipment Volume Purge: 1 Equipment Vol. = Pump Volume + (Tubing Capacity * Tubing Length) + Flow Cell Volume (FCV)

Gallons + (0.006 Gallons/Ft * Feet) + FCV = Gallons

Initial Pump or Tubing Depth In Well (ft):	Final Pump or Tubing Depth In Well (ft):	Purging Initiated At:	Purging Ended At:	Total Volume Purged (gal):

Time	Volume Purged (gallons)	Total Volume Purged (gallons)	Purge	Depth to	pH	Temp	COND	Dissolved	Turbidity (NTUs)	COLOR (describe)	ODOR (describe)

Sampled By: Ideal Tech Services, Inc. Chris Monaco or Louis Contento	Signature:	Sampling Initiated At:	Sampling Ended At:

Pump or Tubing Depth in Well (ft):	Tubing Material Code: PE	Field Filtered: ☐ ☑	Filter Size: (µm)
		Filtration Equipment Type: polyethersulphone	

Field Decontamination Pump: ☑ ☐ Tubing Replaced: ☑ ☐ Duplicate: ☐ ☑

Sample Container Specifications				Sample Preservation (including wet ice)			Intended Analysis and/or Method	Sampling Equipment Code	Sample Flow Rate (milliliters per minute)
Sample ID Code	# Containers	Material Code	Volume	Preservative	Total Volume Added In Field	Final pH			
BW-1A		CG	40 mL	HCl	None	Not Required	8260 (App. 1 FL)	SS ESP	0
BW-1A		CG	40 mL	4°C	None	Not Required	8011	SS ESP	0
BW-1A		PE	250 mL	4°C	None	Not Required	Chloride, Nitrate, TDS	SS ESP	0
BW-1A		PE	250 mL	H_2SO_4	None		Ammonia	SS ESP	0
BW-1A		PE	250 mL	HNO_3	None		Metals	SS ESP	0

Remarks: not enough water to sustain flow

ORP=

MATERIAL CODES: AG = Amber Glass; **CG** = Clear Glass; **HDPE** = High Density Polyethylene; **LDPE** = Low Density Polyethylene; **PP** = Polypropylene; **S** = Silicone; **T** = Teflon; **O** = Other (Specify)

SAMPLING EQUIPMENT CODES: APP = After (Through) Peristaltic Pump; **B** = Bailer; **BP** = Bladder Pump; **ESP** = Electric Submersible Pump; **SS ESP** = Stainless Steel Electric Submersible Pump; **RFPP** = Reverse Flow Peristaltic Pump; **SM** = Straw Method (Tubing Gravity Drain); **O** = Other (Specify)

WELL CAPACITY (Gallons Per Foot): 0.75" = 0.02; 1" = 0.04; 1.25" = 0.06; 2" = 0.16; 3" = 0.37; 4" = 0.65; 5" = 1.02; 6" = 1.47; 12" = 5.88

TUBING INSIDE DIA. CAPACITY (Gal./Ft.): 1/8" = 0.0006; 3/16" = 0.0014; 1/4" = 0.0026; 5/16" = 0.004; 3/8" = 0.006; 1/2" = 0.010; 5/8" = 0.016

NOTES: 1. The above do not constitute all of the information required by Chapter 62-160, F.A.C.

2. STABILIZATION CRITERIA FOR RANGE OF VARIATION OF LAST THREE CONSECUTIVE READINGS (SEE FS 2212, SECTION 3)

pH: ± 0.2 units **Temperature:** ± 0.2 °C **Specific Conductance**: ± 5% **Dissolved Oxygen:** all readings ≤ 20% saturation (see Table FS 2200-2); optionally, ± 0.2 mg/L or ± 10% (whichever is greater) **Turbidity:** all readings ≤ 20 NTU; optionally ± 5 NTU or ± 10% (whichever is greater)

ITS Revision 1.0 Date: 11/06/19

IDEAL TECH SERVICES, INC. GROUNDWATER SAMPLE LOG

Site Name: Angelo's Aggregate Materials, LTD Enterprise Class III Landfill	Site Location: Pasco County, Florida	
Well No: **BW-1B**	WACS Well Number: 28984	Date: 3/24/20

Purging Data

Well Diameter (inches):	Tubing Diameter (inches):	Well Screen Interval (ft):	Static Depth to Water (ft):	Purge Pump Type:
2	0.375	88.5 to 108.5	53.07	SS ESP

Well Volume Purge: 1 Well Volume = (Total Well Depth - Static Depth To Water) * Well Capacity (gal/ft)

= (108.50 Feet - 53.07 Feet) * 0.16 Gallons/Ft= 8.87 Gallons

Equipment Volume Purge: 1 Equipment Vol. = Pump Volume + (Tubing Capacity * Tubing Length) + Flow Cell Volume (FCV)

Gallons + (0.006 Gallons/Ft * Feet) + FCV = Gallons

Initial Pump or Tubing Depth In Well (ft):	Final Pump or Tubing Depth In Well (ft):	Purging Initiated At:	Purging Ended At:	Total Volume Purged (gal):
55.00	55.00	1536	1602	13.00

Time	Volume Purged (gallons)	Total Volume Purged (gallons)	Purge Rate (gpm)	Depth to Water (feet)	pH (standard units)	Temp (°C)	COND (µS/cm)	Dissolved Oxygen (mg/L)	Turbidity (NTUs)	COLOR (describe)	ODOR (describe)
1554	9.00	9.00	.50	54.07	6.35	24.8	244.9	6.98	1.40	none	none
1558	2.00	11.00	.50	54.07	6.41	24.9	243.9	6.95	1.10	none	none
1602	2.00	13.00	.50	54.07	6.50	24.7	248.3	6.97	.60	none	none

SAMPLING DATA

Sampled By: Ideal Tech Services, Inc. Chris Monaco or Louis Contento	Signature:	Sampling Initiated At: 1602	Sampling Ended At: 1609
Pump or Tubing Depth in Well (ft): 55.00	Tubing Material Code: PE	Field Filtered: ☐ ☑ Filtration Equipment Type: polyethersulphone	Filter Size: (µm)
Field Decontamination Pump: ☑ ☐	Tubing Replaced: ☑ ☐	Duplicate: ☐ ☑	

Sample Container Specifications				Sample Preservation (including wet ice)			Intended Analysis and/or Method	Sampling Equipment Code	Sample Flow Rate (milliliters per minute)
Sample ID Code	# Containers	Material Code	Volume	Preservative	Total Volume Added In Field	Final pH			
BW-1B	3	CG	40 mL	HCl	None	Not Required	8260 (App. 1 FL)	SS ESP	100
BW-1B	2	CG	40 mL	4°C	None	Not Required	8011	SS ESP	100
BW-1B	1	PE	250 mL	4°C	None	Not Required	Chloride, Nitrate, TDS	SS ESP	1893
BW-1B	1	PE	250 mL	H_2SO_4	None	<2	Ammonia	SS ESP	1893
BW-1B	1	PE	250 mL	HNO_3	None	<2	Metals	SS ESP	1893

Remarks:

ORP= 198.1

MATERIAL CODES: AG = Amber Glass; **CG** = Clear Glass; **HDPE** = High Density Polyethylene; **LDPE** = Low Density Polyethylene; **PP** = Polypropylene; **S** = Silicone; **T** = Teflon; **O** = Other (Specify)

SAMPLING EQUIPMENT CODES: APP = After (Through) Peristaltic Pump; **B** = Bailer; **BP** = Bladder Pump; **ESP** = Electric Submersible Pump; **SS ESP** = Stainless Steel Electric Submersible Pump; **RFPP** = Reverse Flow Peristaltic Pump; **SM** = Straw Method (Tubing Gravity Drain); **O** = Other (Specify)

WELL CAPACITY (Gallons Per Foot): 0.75" = 0.02; 1" = 0.04; 1.25" = 0.06; 2" = 0.16; 3" = 0.37; 4" = 0.65; 5" = 1.02; 6" = 1.47; 12" = 5.88

TUBING INSIDE DIA. CAPACITY (Gal./Ft.): 1/8" = 0.0006; 3/16" = 0.0014; 1/4" = 0.0026; 5/16" = 0.004; 3/8" = 0.006; 1/2" = 0.010; 5/8" = 0.016

NOTES: 1. The above do not constitute all of the information required by Chapter 62-160, F.A.C.

2. STABILIZATION CRITERIA FOR RANGE OF VARIATION OF LAST THREE CONSECUTIVE READINGS (SEE FS 2212, SECTION 3)

pH: ± 0.2 units **Temperature:** ± 0.2 °C **Specific Conductance**: ± 5% **Dissolved Oxygen:** all readings ≤ 20% saturation (see Table FS 2200-2); optionally, ± 0.2 mg/L or ± 10% (whichever is greater) **Turbidity:** all readings ≤ 20 NTU; optionally ± 5 NTU or ± 10% (whichever is greater)

ITS Revision 1.0 Date: 11/06/19

IDEAL TECH SERVICES, INC. GROUNDWATER SAMPLE LOG

Site Name: Angelo's Aggregate Materials, LTD Enterprise Class III Landfill	Site Location: Pasco County, Florida
Well No: **MW-4**	WACS Well: 19572
Date: 03/24/20	

Purging Data

Well Diameter (inches):	Tubing Diameter (inches):	Well Screen Interval (ft):	Static Depth to Water (ft):	Purge Pump Type:
2	0.17	3.5 to 23.5	19.94	PP

Well Volume Purge: 1 Well Volume = (Total Well Depth - Static Depth To Water) * Well Capacity (gal/ft)

= (23.42 Feet - 19.94 Feet) * 0.16 Gallons/Ft= 0.56 Gallons

Equipment Volume Purge: 1 Equipment Vol. = Pump Volume + (Tubing Capacity * Tubing Length) + Flow Cell Volume (FCV)

Gallons + (0.0012 Gallons/Ft * 25 Feet) + 0.032 FCV = 0.062 Gallons

Initial Pump or Tubing Depth In Well (ft):	Final Pump or Tubing Depth In Well (ft):	Purging Initiated At:	Purging Ended At:	Total Volume Purged (gal):

Time	Volume Purged (gallons)	Total Volume	Purge	Depth to	pH	Temp	COND	Dissolved	Turbidity (NTUs)	COLOR (describe)	ODOR (describe)

Sampled By: Ideal Tech Services, Inc. Chris Monaco or Louis Contento	Signature:	Sampling Initiated At:	Sampling Ended At:
Pump or Tubing Depth in Well (ft):	Tubing Material Code: PE	Field Filtered: ☐ ☑ Filtration Equipment Type: polyethersulphone	Filter Size: (µm)
Field Decontamination Pump: ☐ ☑		Tubing Replaced: ☑ ☐	Duplicate: ☐ ☑

Sample Container Specifications				Sample Preservation (including wet ice)			Intended Analysis and/or Method	Sampling Equipment Code	Sample Flow Rate (milliliters per minute)
Sample ID Code	# Containers	Material Code	Volume	Preservative	Total Volume Added In Field	Final pH			
MW-4		CG	40 mL	HCl	None	Not Required	8260 (App. 1 FL)	APP	100
MW-4		CG	40 mL	4°C	None	Not Required	8011	APP	100
MW-4		PE	250 mL	4°C	None	Not Required	Chloride, Nitrate, TDS	APP	0
MW-4		PE	250 mL	H_2SO_4	None		Ammonia	APP	0
MW-4		PE	250 mL	HNO_3	None		Metals	APP	0

Remarks: Well Historically Purges Dry At This Depth

ORP=

MATERIAL CODES: AG = Amber Glass; **CG** = Clear Glass; **HDPE** = High Density Polyethylene; **LDPE** = Low Density Polyethylene; **PP** = Polypropylene; **S** = Silicone; **T** = Teflon; **O** = Other (Specify)

SAMPLING EQUIPMENT CODES: APP = After (Through) Peristaltic Pump; **B** = Bailer; **BP** = Bladder Pump; **ESP** = Electric Submersible Pump; **SS ESP** = Stainless Steel Electric Submersible Pump; **RFPP** = Reverse Flow Peristaltic Pump; **SM** = Straw Method (Tubing Gravity Drain); **O** = Other (Specify)

WELL CAPACITY (Gallons Per Foot): 0.75" = 0.02; 1" = 0.04; 1.25" = 0.06; 2" = 0.16; 3" = 0.37; 4" = 0.65; 5" = 1.02; 6" = 1.47; 12" = 5.88

TUBING INSIDE DIA. CAPACITY (Gal./Ft.): 1/8" = 0.0006; 3/16" = 0.0014; 1/4" = 0.0026; 5/16" = 0.004; 3/8" = 0.006; 1/2" = 0.010; 5/8" = 0.016

NOTES: 1. The above do not constitute all of the information required by Chapter 62-160, F.A.C.

2. STABILIZATION CRITERIA FOR RANGE OF VARIATION OF LAST THREE CONSECUTIVE READINGS (SEE FS 2212, SECTION 3)

pH: ± 0.2 units **Temperature:** ± 0.2 °C **Specific Conductance**: ± 5% **Dissolved Oxygen:** all readings ≤ 20% saturation (see Table FS 2200-2); optionally, ± 0.2 mg/L or ± 10% (whichever is greater) **Turbidity:** all readings ≤ 20 NTU; optionally ± 5 NTU or ± 10% (whichever is greater)

ITS Revision 1.0 Date: 11/06/19

IDEAL TECH SERVICES, INC. GROUNDWATER SAMPLE LOG

Site Name: Angelo's Aggregate Materials, LTD Enterprise Class III Landfill	Site Location: Pasco County, Florida	
Well No: **MW-4B**	WACS Well Number: 21965	Date: 3/24/20

Purging Data

Well Diameter (inches):	Tubing Diameter (inches):	Well Screen Interval (ft):	Static Depth to Water (ft):	Purge Pump Type:
2	0.375	43.5 to 58.5	27.53	SS ESP

Well Volume Purge: 1 Well Volume = (Total Well Depth - Static Depth To Water) * Well Capacity (gal/ft)

= (54.95 Feet - 27.53 Feet) * 0.16 Gallons/Ft= 4.39 Gallons

Equipment Volume Purge: 1 Equipment Vol. = Pump Volume + (Tubing Capacity * Tubing Length) + Flow Cell Volume (FCV)

Gallons + (0.006 Gallons/Ft * Feet) + 0.032 FCV = Gallons

Initial Pump or Tubing Depth In Well (ft):	Final Pump or Tubing Depth In Well (ft):	Purging Initiated At:	Purging Ended At:	Total Volume Purged (gal):
28.50	28.50	0936	0951	7.50

Time	Volume Purged (gallons)	Total Volume Purged (gallons)	Purge Rate (gpm)	Depth to Water (feet)	pH (standard units)	Temp (°C)	COND (µS/cm)	Dissolved Oxygen (mg/L)	Turbidity (NTUs)	COLOR (describe)	ODOR (describe)
0945	4.50	4.50	.50	27.60	7.53	24.5	289.8	3.50	1.00	none	none
0948	1.50	6.00	.50	27.60	7.52	24.5	291.7	3.30	.80	none	none
0951	1.50	7.50	.50	27.60	7.48	24.5	293.1	3.28	.50	none	none

SAMPLING DATA

Sampled By: Ideal Tech Services, Inc. Chris Monaco or Louis Contento	Signature:	Sampling Initiated At: 0951	Sampling Ended At: 0958
Pump or Tubing Depth in Well (ft): 28.50	Tubing Material Code: PE	Field Filtered: ☐ ☑ [redacted] Filtration Equipment Type: polyethersulphone	Filter Size: (µm)
Field Decontamination Pump: ☐ ☑ [redacted]	Tubing Replaced: ☑ ☐ [redacted]	plicate: ☐ ☑ [redacted]	

Sample Container Specifications				Sample Preservation (including wet ice)			Intended Analysis and/or Method	Sampling Equipment Code	Sample Flow Rate (milliliters per minute)
Sample ID Code	# Containers	Material Code	Volume	Preservative	Total Volume Added In Field	Final pH			
MW-4B	3	CG	40 mL	HCl	None	Not Required	8260 (App. 1 FL)	SS ESP	100
MW-4B	2	CG	40 mL	4°C	None	Not Required	8011	SS ESP	100
MW-4B	1	PE	250 mL	4°C	None	Not Required	Chloride, Nitrate, TDS	SS ESP	1893
MW-4B	1	PE	250 mL	H_2SO_4	None	<2	Ammonia	SS ESP	1893
MW-4B	1	PE	250 mL	HNO_3	None	<2	Metals	SS ESP	1893

Remarks:

ORP= 164.1

MATERIAL CODES: AG = Amber Glass; **CG** = Clear Glass; **HDPE** = High Density Polyethylene; **LDPE** = Low Density Polyethylene; **PP** = Polypropylene; **S** = Silicone; **T** = Teflon; **O** = Other (Specify)

SAMPLING EQUIPMENT CODES: APP = After (Through) Peristaltic Pump; **B** = Bailer; **BP** = Bladder Pump; **ESP** = Electric Submersible Pump; **SS ESP** = Stainless Steel Electric Submersible Pump; **RFPP** = Reverse Flow Peristaltic Pump; **SM** = Straw Method (Tubing Gravity Drain); **O** = Other (Specify)

WELL CAPACITY (Gallons Per Foot): 0.75" = 0.02; 1" = 0.04; 1.25" = 0.06; 2" = 0.16; 3" = 0.37; 4" = 0.65; 5" = 1.02; 6" = 1.47; 12" = 5.88

TUBING INSIDE DIA. CAPACITY (Gal./Ft.): 1/8" = 0.0006; 3/16" = 0.0014; 1/4" = 0.0026; 5/16" = 0.004; 3/8" = 0.006; 1/2" = 0.010; 5/8" = 0.016

NOTES: 1. The above do not constitute all of the information required by Chapter 62-160, F.A.C.

2. STABILIZATION CRITERIA FOR RANGE OF VARIATION OF LAST THREE CONSECUTIVE READINGS (SEE FS 2212, SECTION 3)

pH: ± 0.2 units **Temperature:** ± 0.2 °C **Specific Conductance**: ± 5% **Dissolved Oxygen:** all readings ≤ 20% saturation (see Table FS 2200-2); optionally, ± 0.2 mg/L or ± 10% (whichever is greater) **Turbidity:** all readings ≤ 20 NTU; optionally ± 5 NTU or ± 10% (whichever is greater)

ITS Revision 1.0 Date: 11/06/19

IDEAL TECH SERVICES, INC. GROUNDWATER SAMPLE LOG

Site Name: Angelo's Aggregate Materials, LTD Enterprise Class III Landfill	Site Location: Pasco County, Florida	
Well No: **MW-5AR**	WACS Well Number: 30178	Date: 3/24/20

Purging Data

Well Diameter (inches):	Tubing Diameter (inches):	Well Screen Interval (ft):	Static Depth to Water (ft):	Purge Pump Type:
2	0.17	15 to 25	20.74	PP

Well Volume Purge: 1 Well Volume = (Total Well Depth - Static Depth To Water) * Well Capacity (gal/ft)

= (25.18 Feet - 20.74 Feet) * 0.16 Gallons/Ft= 0.71 Gallons

Equipment Volume Purge: 1 Equipment Vol. = Pump Volume + (Tubing Capacity * Tubing Length) + Flow Cell Volume (FCV)

Gallons + (0.006 Gallons/Ft * Feet) + 0.032 FCV = Gallons

Initial Pump or Tubing Depth In Well (ft):	Final Pump or Tubing Depth In Well (ft):	Purging Initiated At:	Purging Ended At:	Total Volume Purged (gal):
24.50		1008	1021	1.17

Time	Volume Purged (gallons)	Total Volume P (g	Purge Rate	Depth to Water	pH (standard	Temp	COND	Dissolved Oxygen	Turbidity (NTUs)	COLOR (describe)	ODOR (describe)
1021	1.17	[redacted]							83.8	grey	none

Sampled By: Ideal Tech Services, Inc. Chris Monaco or Louis Contento	Signature:	Sampling Initiated At:	Sampling Ended At:
Pump or Tubing Depth in Well (ft):	Tubing Material Code: PE	Field Filtered: ☐ ☑ [redacted] Filtration Equipment Type: polyethersulphone	Filter Size: (µm)
Field Decontamination Pump: ☐ ☑ [redacted]	Tubing Replaced: ☑ ☐ [redacted]	plicate: ☐ ☑ [redacted]	

Sample Container Specifications				Sample Preservation (including wet ice)			Intended Analysis and/or Method	Sampling Equipment Code	Sample Flow Rate (milliliters per minute)
Sample ID Code	# Containers	Material Code	Volume	Preservative	Total Volume Added In Field	Final pH			
MW-5AR		CG	40 mL	HCl	None	Not Required	8260 (App. 1 FL)	PP	100
MW-5AR		CG	40 mL	4°C	None	Not Required	8011	PP	100
MW-5AR		PE	250 mL	4°C	None	Not Required	Chloride, Nitrate, TDS	PP	341
MW-5AR		PE	250 mL	H_2SO_4	None		Ammonia	PP	341
MW-5AR		PE	250 mL	HNO_3	None		Metals	PP	341

Remarks: well purged dry at lowest achievable flow rate of .09 gpm. With pump set at .5 feet from bottom of well. Purge was ended when water level fell below pump and NTU was still elevated. No Sample.

ORP= 94.4

MATERIAL CODES: AG = Amber Glass; **CG** = Clear Glass; **HDPE** = High Density Polyethylene; **LDPE** = Low Density Polyethylene; **PP** = Polypropylene; **S** = Silicone; **T** = Teflon; **O** = Other (Specify)

SAMPLING EQUIPMENT CODES: APP = After (Through) Peristaltic Pump; **B** = Bailer; **BP** = Bladder Pump; **ESP** = Electric Submersible Pump;
SS ESP = Stainless Steel Electric Submersible Pump; **RFPP** = Reverse Flow Peristaltic Pump; **SM** = Straw Method (Tubing Gravity Drain); **O** = Other (Specify)

WELL CAPACITY (Gallons Per Foot): 0.75" = 0.02; 1" = 0.04; 1.25" = 0.06; 2" = 0.16; 3" = 0.37; 4" = 0.65; 5" = 1.02; 6" = 1.47; 12" = 5.88

TUBING INSIDE DIA. CAPACITY (Gal./Ft.): 1/8" = 0.0006; 3/16" = 0.0014; 1/4" = 0.0026; 5/16" = 0.004; 3/8" = 0.006; 1/2" = 0.010; 5/8" = 0.016

NOTES: 1. The above do not constitute all of the information required by Chapter 62-160, F.A.C.

2. STABILIZATION CRITERIA FOR RANGE OF VARIATION OF LAST THREE CONSECUTIVE READINGS (SEE FS 2212, SECTION 3)

pH: ± 0.2 units **Temperature:** ± 0.2 °C **Specific Conductance**: ± 5% **Dissolved Oxygen:** all readings ≤ 20% saturation (see Table FS 2200-2); optionally, ± 0.2 mg/L or ± 10% (whichever is greater) **Turbidity:** all readings ≤ 20 NTU; optionally ± 5 NTU or ± 10% (whichever is greater)

ITS Revision 1.0 Date: 11/06/19

IDEAL TECH SERVICES, INC. GROUNDWATER SAMPLE LOG

Site Name: Angelo's Aggregate Materials, LTD Enterprise Class III Landfill	Site Location: Pasco County, Florida	
Well No: **MW-5BR**	WACS Well Number: 30179	Date: 3/24/20

Purging Data

Well Diameter (inches):	Tubing Diameter (inches):	Well Screen Interval (ft):	Static Depth to Water (ft):	Purge Pump Type:
2	0.375	23 to 63	25.40	SS ESP

Well Volume Purge: 1 Well Volume = (Total Well Depth - Static Depth To Water) * Well Capacity (gal/ft)

= (63.63 Feet - 25.40 Feet) * 0.16 Gallons/Ft= 6.12 Gallons

Equipment Volume Purge: 1 Equipment Vol. = Pump Volume + (Tubing Capacity * Tubing Length) + Flow Cell Volume (FCV)

Gallons + (0.006 Gallons/Ft * Feet) + 0.032 FCV = Gallons

Initial Pump or Tubing Depth In Well (ft):	Final Pump or Tubing Depth In Well (ft):	Purging Initiated At:	Purging Ended At:	Total Volume Purged (gal):
26.50	26.50	1037	1057	8.00

Time	Volume Purged (gallons)	Total Volume Purged (gallons)	Purge Rate (gpm)	Depth to Water (feet)	pH (standard units)	Temp (°C)	COND (µS/cm)	Dissolved Oxygen (mg/L)	Turbidity (NTUs)	COLOR (describe)	ODOR (describe)
1053	6.40	6.40	.40	25.45	6.77	24.9	351.4	2.17	1.00	none	none
1055	0.80	7.20	.40	25.45	6.79	24.8	352.2	2.23	.90	none	none
1057	0.80	8.00	.40	25.45	6.80	24.8	355.2	2.24	.60	none	none

SAMPLING DATA

Sampled By: Ideal Tech Services, Inc. Chris Monaco or Louis Contento	Signature:	Sampling Initiated At: 1057	Sampling Ended At: 1104
Pump or Tubing Depth in Well (ft): 26.50	Tubing Material Code: PE	Field Filtered: ☐ ☑ Filtration Equipment Type: polyethersulphone	Filter Size: (µm)
Field Decontamination Pump: ☑ ☐	Tubing Replaced: ☑ ☐	Duplicate: ☐ ☑	

Sample Container Specifications				Sample Preservation (including wet ice)			Intended Analysis and/or Method	Sampling Equipment Code	Sample Flow Rate (milliliters per minute)
Sample ID Code	# Containers	Material Code	Volume	Preservative	Total Volume Added In Field	Final pH			
MW-5BR	3	CG	40 mL	HCl	None	Not Required	8260 (App. 1 FL)	SS ESP	100
MW-5BR	2	CG	40 mL	4°C	None	Not Required	8011	SS ESP	100
MW-5BR	1	PE	250 mL	4°C	None	Not Required	Chloride, Nitrate, TDS	SS ESP	1514
MW-5BR	1	PE	250 mL	H_2SO_4	None	<2	Ammonia	SS ESP	1514
MW-5BR	1	PE	250 mL	HNO_3	None	<2	Metals	SS ESP	1514

Remarks:

ORP= 108.7

MATERIAL CODES: AG = Amber Glass; **CG** = Clear Glass; **HDPE** = High Density Polyethylene; **LDPE** = Low Density Polyethylene; **PP** = Polypropylene; **S** = Silicone; **T** = Teflon; **O** = Other (Specify)

SAMPLING EQUIPMENT CODES: APP = After (Through) Peristaltic Pump; **B** = Bailer; **BP** = Bladder Pump; **ESP** = Electric Submersible Pump; **SS ESP** = Stainless Steel Electric Submersible Pump; **RFPP** = Reverse Flow Peristaltic Pump; **SM** = Straw Method (Tubing Gravity Drain); **O** = Other (Specify)

WELL CAPACITY (Gallons Per Foot): 0.75" = 0.02; 1" = 0.04; 1.25" = 0.06; 2" = 0.16; 3" = 0.37; 4" = 0.65; 5" = 1.02; 6" = 1.47; 12" = 5.88

TUBING INSIDE DIA. CAPACITY (Gal./Ft.): 1/8" = 0.0006; 3/16" = 0.0014; 1/4" = 0.0026; 5/16" = 0.004; 3/8" = 0.006; 1/2" = 0.010; 5/8" = 0.016

NOTES: 1. The above do not constitute all of the information required by Chapter 62-160, F.A.C.

2. STABILIZATION CRITERIA FOR RANGE OF VARIATION OF LAST THREE CONSECUTIVE READINGS (SEE FS 2212, SECTION 3)

pH: ± 0.2 units **Temperature:** ± 0.2 °C **Specific Conductance**: ± 5% **Dissolved Oxygen:** all readings ≤ 20% saturation (see Table FS 2200-2); optionally, ± 0.2 mg/L or ± 10% (whichever is greater) **Turbidity:** all readings ≤ 20 NTU; optionally ± 5 NTU or ± 10% (whichever is greater)

ITS Revision 1.0 Date: 11/06/19

IDEAL TECH SERVICES, INC. GROUNDWATER SAMPLE LOG

Site Name: Angelo's Aggregate Materials, LTD Enterprise Class III Landfill	Site Location: Pasco County, Florida
Well No: **MW-6**	WACS Well Number: 19575
Date: 3/23/20	

Purging Data

Well Diameter (inches):	Tubing Diameter (inches):	Well Screen Interval (ft):	Static Depth to Water (ft):	Purge Pump Type:
2	0.375	20 to 40	28.20	SS ESP

Well Volume Purge: 1 Well Volume = (Total Well Depth - Static Depth To Water) * Well Capacity (gal/ft)

= (39.86 Feet - 28.20 Feet) * 0.16 Gallons/Ft= Gallons

Equipment Volume Purge: 1 Equipment Vol. = Pump Volume + (Tubing Capacity * Tubing Length) + Flow Cell Volume (FCV)

Gallons + (0.006 Gallons/Ft * 45 Feet) + 0.032 FCV = 0.302 Gallons

Initial Pump or Tubing Depth In Well (ft):	Final Pump or Tubing Depth In Well (ft):	Purging Initiated At:	Purging Ended At:	Total Volume Purged (gal):

Time	Volume Purged (gallons)	Total Volume Purg (gallo	Purge Rate	Depth to Water	pH (standard	Temp	COND	Dissolved Oxygen	Turbidity (NTUs)	COLOR (describe)	ODOR (describe)

Sampled By: Ideal Tech Services, Inc. Chris Monaco or Louis Contento	Signature:	Sampling Initiated At:	Sampling Ended At:
Pump or Tubing Depth in Well (ft):	Tubing Material Code: PE	Field Filtered: ☐ ☑ Filtration Equipment Type: polyethersulphone	Filter Size: (µm)
Field Decontamination Pump: ☑ ☐		Tubing Replaced: ☑ ☐	plicate: ☐ ☑

Sample Container Specifications				Sample Preservation (including wet ice)			Intended Analysis and/or Method	Sampling Equipment Code	Sample Flow Rate (milliliters per minute)
Sample ID Code	# Containers	Material Code	Volume	Preservative	Total Volume Added In Field	Final pH			
MW-6		CG	40 mL	HCl	None	Not Required	8260 (App. 1 FL)	SS ESP	100
MW-6		CG	40 mL	4°C	None	Not Required	8011	SS ESP	100
MW-6		PE	250 mL	4°C	None	Not Required	Chloride, Nitrate, TDS	SS ESP	0
MW-6		PE	250 mL	H_2SO_4	None		Ammonia	SS ESP	0
MW-6		PE	250 mL	HNO_3	None		Metals	SS ESP	0

Remarks: not enough water to sustain flow

ORP=

MATERIAL CODES: AG = Amber Glass; **CG** = Clear Glass; **HDPE** = High Density Polyethylene; **LDPE** = Low Density Polyethylene; **PP** = Polypropylene; **S** = Silicone; **T** = Teflon; **O** = Other (Specify)

SAMPLING EQUIPMENT CODES: APP = After (Through) Peristaltic Pump; **B** = Bailer; **BP** = Bladder Pump; **ESP** = Electric Submersible Pump; **SS ESP** = Stainless Steel Electric Submersible Pump; **RFPP** = Reverse Flow Peristaltic Pump; **SM** = Straw Method (Tubing Gravity Drain); **O** = Other (Specify)

WELL CAPACITY (Gallons Per Foot): 0.75" = 0.02; 1" = 0.04; 1.25" = 0.06; 2" = 0.16; 3" = 0.37; 4" = 0.65; 5" = 1.02; 6" = 1.47; 12" = 5.88

TUBING INSIDE DIA. CAPACITY (Gal./Ft.): 1/8" = 0.0006; 3/16" = 0.0014; 1/4" = 0.0026; 5/16" = 0.004; 3/8" = 0.006; 1/2" = 0.010; 5/8" = 0.016

NOTES: 1. The above do not constitute all of the information required by Chapter 62-160, F.A.C.

2. STABILIZATION CRITERIA FOR RANGE OF VARIATION OF LAST THREE CONSECUTIVE READINGS (SEE FS 2212, SECTION 3)

pH: ± 0.2 units **Temperature:** ± 0.2 °C **Specific Conductance**: ± 5% **Dissolved Oxygen:** all readings ≤ 20% saturation (see Table FS 2200-2); optionally, ± 0.2 mg/L or ± 10% (whichever is greater) **Turbidity:** all readings ≤ 20 NTU; optionally ± 5 NTU or ± 10% (whichever is greater)

ITS Revision 1.0 Date: 11/06/19

IDEAL TECH SERVICES, INC. GROUNDWATER SAMPLE LOG

Site Name: Angelo's Aggregate Materials, LTD Enterprise Class III Landfill	Site Location: Pasco County, Florida	
Well No: **MW-6B**	WACS Well Number: 28982	Date: 3/23/20

Purging Data

Well Diameter (inches):	Tubing Diameter (inches):	Well Screen Interval (ft):	Static Depth to Water (ft):	Purge Pump Type:
2	0.375	47 to 67	28.66	SS ESP

Well Volume Purge: 1 Well Volume = (Total Well Depth - Static Depth To Water) * Well Capacity (gal/ft)

= (66.65 Feet - 28.66 Feet) * 0.16 Gallons/Ft= 6.08 Gallons

Equipment Volume Purge: 1 Equipment Vol. = Pump Volume + (Tubing Capacity * Tubing Length) + Flow Cell Volume (FCV)

Gallons + (0.006 Gallons/Ft * Feet) + 0.032 FCV = Gallons

Initial Pump or Tubing Depth In Well (ft):	Final Pump or Tubing Depth In Well (ft):	Purging Initiated At:	Purging Ended At:	Total Volume Purged (gal):
30.00	30.00	1552	1614	9.90

Time	Volume Purged (gallons)	Total Volume Purged (gallons)	Purge Rate (gpm)	Depth to Water (feet)	pH (standard units)	Temp (°C)	COND (µS/cm)	Dissolved Oxygen (mg/L)	Turbidity (NTUs)	COLOR (describe)	ODOR (describe)
1608	7.20	7.20	.45	28.67	7.11	25.2	347.3	1.33	.50	none	none
1611	1.35	8.55	.45	28.67	7.12	25.2	348.0	1.28	.50	none	none
1614	1.35	9.90	.45	28.67	7.13	25.2	348.8	1.26	.60	none	none

SAMPLING DATA

Sampled By: Ideal Tech Services, Inc. Chris Monaco or Louis Contento	Signature:	Sampling Initiated At: 1614	Sampling Ended At: 1621
Pump or Tubing Depth in Well (ft): 30.00	Tubing Material Code: PE	Field Filtered: ☐ ☑ Filtration Equipment Type: polyethersulphone	Filter Size: (µm)
Field Decontamination Pump: ☑ ☐	Tubing Replaced: ☑ ☐	Duplicate: ☐ ☑	

Sample Container Specifications				Sample Preservation (including wet ice)			Intended Analysis and/or Method	Sampling Equipment Code	Sample Flow Rate (milliliters per minute)
Sample ID Code	# Containers	Material Code	Volume	Preservative	Total Volume Added In Field	Final pH			
MW-6B	3	CG	40 mL	HCl	None	Not Required	8260 (App. 1 FL)	SS ESP	100
MW-6B	2	CG	40 mL	4°C	None	Not Required	8011	SS ESP	100
MW-6B	1	PE	250 mL	4°C	None	Not Required	Chloride, Nitrate, TDS	SS ESP	1703
MW-6B	1	PE	250 mL	H_2SO_4	None	<2	Ammonia	SS ESP	1703
MW-6B	1	PE	250 mL	HNO_3	None	<2	Metals	SS ESP	1703

Remarks:

ORP= 77.9

MATERIAL CODES: AG = Amber Glass; **CG** = Clear Glass; **HDPE** = High Density Polyethylene; **LDPE** = Low Density Polyethylene; **PP** = Polypropylene; **S** = Silicone; **T** = Teflon; **O** = Other (Specify)

SAMPLING EQUIPMENT CODES: APP = After (Through) Peristaltic Pump; **B** = Bailer; **BP** = Bladder Pump; **ESP** = Electric Submersible Pump; **SS ESP** = Stainless Steel Electric Submersible Pump; **RFPP** = Reverse Flow Peristaltic Pump; **SM** = Straw Method (Tubing Gravity Drain); **O** = Other (Specify)

WELL CAPACITY (Gallons Per Foot): 0.75" = 0.02; 1" = 0.04; 1.25" = 0.06; 2" = 0.16; 3" = 0.37; 4" = 0.65; 5" = 1.02; 6" = 1.47; 12" = 5.88

TUBING INSIDE DIA. CAPACITY (Gal./Ft.): 1/8" = 0.0006; 3/16" = 0.0014; 1/4" = 0.0026; 5/16" = 0.004; 3/8" = 0.006; 1/2" = 0.010; 5/8" = 0.016

NOTES: 1. The above do not constitute all of the information required by Chapter 62-160, F.A.C.

2. STABILIZATION CRITERIA FOR RANGE OF VARIATION OF LAST THREE CONSECUTIVE READINGS (SEE FS 2212, SECTION 3)

pH: ± 0.2 units **Temperature:** ± 0.2 °C **Specific Conductance**: ± 5% **Dissolved Oxygen:** all readings ≤ 20% saturation (see Table FS 2200-2); optionally, ± 0.2 mg/L or ± 10% (whichever is greater) **Turbidity:** all readings ≤ 20 NTU; optionally ± 5 NTU or ± 10% (whichever is greater)

ITS Revision 1.0 Date: 11/06/19

IDEAL TECH SERVICES, INC. GROUNDWATER SAMPLE LOG

Site Name: Angelo's Aggregate Materials, LTD Enterprise Class III Landfill	Site Location: Pasco County, Florida	
Well No: **MW-7A**	WACS Well Number: 19576	Date: 3/23/20

Purging Data

Well Diameter (inches):	Tubing Diameter (inches):	Well Screen Interval (ft):	Static Depth to Water (ft):	Purge Pump Type:
2	0.375	25.8 to 45.8	30.99	SS ESP

Well Volume Purge: 1 Well Volume = (Total Well Depth - Static Depth To Water) * Well Capacity (gal/ft)

= (45.80 Feet - 30.99 Feet) * 0.16 Gallons/Ft= 2.37 Gallons

Equipment Volume Purge: 1 Equipment Vol. = Pump Volume + (Tubing Capacity * Tubing Length) + Flow Cell Volume (FCV)

Gallons + (0.006 Gallons/Ft * Feet) + 0.032 FCV = Gallons

Initial Pump or Tubing Depth In Well (ft):	Final Pump or Tubing Depth In Well (ft):	Purging Initiated At:	Purging Ended At:	Total Volume Purged (gal):
40.00	40.00	1451	1519	3.08

Time	Volume Purged (gallons)	Total Volume Purged (gallons)	Purge Rate (gpm)	Depth to Water (feet)	pH (standard units)	Temp (°C)	COND (µS/cm)	Dissolved Oxygen (mg/L)	Turbidity (NTUs)	COLOR (describe)	ODOR (describe)
1515	2.64	2.64	.11	39.10	5.12	26.8	269.5	.23	15.50	none	none
1517	0.22	2.86	.11	39.62	5.11	26.8	274.9	.25	8.40	none	none
1519	0.22	3.08	.11	below pump	5.11	26.9	279.4	.31	15.80	none	none

SAMPLING DATA

Sampled By: Ideal Tech Services, Inc. Chris Monaco or Louis Contento	Signature:	Sampling Initiated At: 1519	Sampling Ended At: 1528
Pump or Tubing Depth in Well (ft): 40.00	Tubing Material Code: PE	Field Filtered: ☐ ☑ [redacted] Filtration Equipment Type: polyethersulphone	Filter Size: (µm)
Field Decontamination Pump: ☑ ☐ [redacted]	Tubing Replaced: ☑ ☐ [redacted]	plicate: ☐ ☑ [redacted]	

Sample Container Specifications				Sample Preservation (including wet ice)			Intended Analysis and/or Method	Sampling Equipment Code	Sample Flow Rate (milliliters per minute)
Sample ID Code	# Containers	Material Code	Volume	Preservative	Total Volume Added In Field	Final pH			
MW-7A	3	CG	40 mL	HCl	None	Not Required	8260 (App. 1 FL)	SS ESP	100
MW-7A	2	CG	40 mL	4°C	None	Not Required	8011	SS ESP	100
MW-7A	1	PE	250 mL	4°C	None	Not Required	Chloride, Nitrate, TDS	SS ESP	416
MW-7A	1	PE	250 mL	H_2SO_4	None	<2	Ammonia	SS ESP	416
MW-7A	1	PE	250 mL	HNO_3	None	<2	Metals	SS ESP	416

Remarks: NTU @ metals 8.80 measured total depth 44.80 obstruction found at about 40.00 feet. Can not set pump lower than 40 feet.
ORP= 137.2

MATERIAL CODES: AG = Amber Glass; **CG** = Clear Glass; **HDPE** = High Density Polyethylene; **LDPE** = Low Density Polyethylene; **PP** = Polypropylene; **S** = Silicone; **T** = Teflon; **O** = Other (Specify)

SAMPLING EQUIPMENT CODES: APP = After (Through) Peristaltic Pump; **B** = Bailer; **BP** = Bladder Pump; **ESP** = Electric Submersible Pump;
SS ESP = Stainless Steel Electric Submersible Pump; **RFPP** = Reverse Flow Peristaltic Pump; **SM** = Straw Method (Tubing Gravity Drain); **O** = Other (Specify)

WELL CAPACITY (Gallons Per Foot): 0.75" = 0.02; 1" = 0.04; 1.25" = 0.06; 2" = 0.16; 3" = 0.37; 4" = 0.65; 5" = 1.02; 6" = 1.47; 12" = 5.88

TUBING INSIDE DIA. CAPACITY (Gal./Ft.): 1/8" = 0.0006; 3/16" = 0.0014; 1/4" = 0.0026; 5/16" = 0.004; 3/8" = 0.006; 1/2" = 0.010; 5/8" = 0.016

NOTES: 1. The above do not constitute all of the information required by Chapter 62-160, F.A.C.
2. STABILIZATION CRITERIA FOR RANGE OF VARIATION OF LAST THREE CONSECUTIVE READINGS (SEE FS 2212, SECTION 3)
pH: ± 0.2 units **Temperature:** ± 0.2 °C **Specific Conductance**: ± 5% **Dissolved Oxygen:** all readings ≤ 20% saturation (see Table FS 2200-2); optionally, ± 0.2 mg/L or ± 10% (whichever is greater) **Turbidity:** all readings ≤ 20 NTU; optionally ± 5 NTU or ± 10% (whichever is greater)

ITS Revision 1.0 Date: 11/06/19

IDEAL TECH SERVICES, INC. GROUNDWATER SAMPLE LOG

Site Name: Angelo's Aggregate Materials, LTD Enterprise Class III Landfill	Site Location: Pasco County, Florida	
Well No: **MW-7BR**	WACS Well Number: 22592	Date: 3/23/20

Purging Data

Well Diameter (inches):	Tubing Diameter (inches):	Well Screen Interval (ft):	Static Depth to Water (ft):	Purge Pump Type:
2	0.375	46 to 61	33.48	SS ESP

Well Volume Purge: 1 Well Volume = (Total Well Depth - Static Depth To Water) * Well Capacity (gal/ft)

= (61.00 Feet - 33.48 Feet) * 0.16 Gallons/Ft= 4.40 Gallons

Equipment Volume Purge: 1 Equipment Vol. = Pump Volume + (Tubing Capacity * Tubing Length) + Flow Cell Volume (FCV)

Gallons + (0.006 Gallons/Ft * Feet) + 0.032 FCV = Gallons

Initial Pump or Tubing Depth In Well (ft):	Final Pump or Tubing Depth In Well (ft):	Purging Initiated At:	Purging Ended At:	Total Volume Purged (gal):
34.50	34.50	1412	1433	7.35

Time	Volume Purged (gallons)	Total Volume Purged (gallons)	Purge Rate (gpm)	Depth to Water (feet)	pH (standard units)	Temp (°C)	COND (µS/cm)	Dissolved Oxygen (mg/L)	Turbidity (NTUs)	COLOR (describe)	ODOR (describe)
1425	4.55	4.55	.35	33.55	7.37	25.5	307.5	.94	5.20	none	none
1429	1.40	5.95	.35	33.55	7.36	25.4	307.8	.87	8.70	none	none
1433	1.40	7.35	.35	33.55	7.37	25.5	308.4	.87	4.50	none	none

SAMPLING DATA

Sampled By: Ideal Tech Services, Inc. Chris Monaco or Louis Contento	Signature:	Sampling Initiated At: 1433	Sampling Ended At: 1440
Pump or Tubing Depth in Well (ft): 34.50	Tubing Material Code: PE	Field Filtered: ☐ ☑ Filtration Equipment Type: polyethersulphone	Filter Size: (µm)
Field Decontamination Pump: ☑ ☐	Tubing Replaced: ☑ ☐	Duplicate: ☐ ☑	

Sample Container Specifications				Sample Preservation (including wet ice)			Intended Analysis and/or Method	Sampling Equipment Code	Sample Flow Rate (milliliters per minute)
Sample ID Code	# Containers	Material Code	Volume	Preservative	Total Volume Added In Field	Final pH			
MW-7BR	3	CG	40 mL	HCl	None	Not Required	8260 (App. 1 FL)	SS ESP	100
MW-7BR	2	CG	40 mL	4°C	None	Not Required	8011	SS ESP	100
MW-7BR	1	PE	250 mL	4°C	None	Not Required	Chloride, Nitrate, TDS	SS ESP	1325
MW-7BR	1	PE	250 mL	H_2SO_4	None	<2	Ammonia	SS ESP	1325
MW-7BR	1	PE	250 mL	HNO_3	None	<2	Metals	SS ESP	1325

Remarks:

ORP= 48.8

MATERIAL CODES: AG = Amber Glass; **CG** = Clear Glass; **HDPE** = High Density Polyethylene; **LDPE** = Low Density Polyethylene; **PP** = Polypropylene; **S** = Silicone; **T** = Teflon; **O** = Other (Specify)

SAMPLING EQUIPMENT CODES: APP = After (Through) Peristaltic Pump; **B** = Bailer; **BP** = Bladder Pump; **ESP** = Electric Submersible Pump; **SS ESP** = Stainless Steel Electric Submersible Pump; **RFPP** = Reverse Flow Peristaltic Pump; **SM** = Straw Method (Tubing Gravity Drain); **O** = Other (Specify)

WELL CAPACITY (Gallons Per Foot): 0.75" = 0.02; 1" = 0.04; 1.25" = 0.06; 2" = 0.16; 3" = 0.37; 4" = 0.65; 5" = 1.02; 6" = 1.47; 12" = 5.88

TUBING INSIDE DIA. CAPACITY (Gal./Ft.): 1/8" = 0.0006; 3/16" = 0.0014; 1/4" = 0.0026; 5/16" = 0.004; 3/8" = 0.006; 1/2" = 0.010; 5/8" = 0.016

NOTES: 1. The above do not constitute all of the information required by Chapter 62-160, F.A.C.

2. STABILIZATION CRITERIA FOR RANGE OF VARIATION OF LAST THREE CONSECUTIVE READINGS (SEE FS 2212, SECTION 3)

pH: ± 0.2 units **Temperature:** ± 0.2 °C **Specific Conductance**: ± 5% **Dissolved Oxygen:** all readings ≤ 20% saturation (see Table FS 2200-2); optionally, ± 0.2 mg/L or ± 10% (whichever is greater) **Turbidity:** all readings ≤ 20 NTU; optionally ± 5 NTU or ± 10% (whichever is greater)

ITS Revision 1.0 Date: 11/06/19

IDEAL TECH SERVICES, INC. GROUNDWATER SAMPLE LOG

Site Name: Angelo's Aggregate Materials, LTD Enterprise Class III Landfill	Site Location: Pasco County, Florida

Well No: **MW-8**	WACS Well Number: 19578	Date: 03/23/20

Purging Data

Well Diameter (inches): 2	Tubing Diameter (inches): 0.375	Well Screen Interval (ft): 15.9 to 35.9	Static Depth to Water (ft): 35.33	Purge Pump Type: SS ESP

Well Volume Purge: 1 Well Volume = (Total Well Depth - Static Depth To Water) * Well Capacity (gal/ft)

= (35.90 Feet - 35.33 Feet) * 0.16 Gallons/Ft= 0.09 Gallons

Equipment Volume Purge: 1 Equipment Vol. = Pump Volume + (Tubing Capacity * Tubing Length) + Flow Cell Volume (FCV)

Gallons + (0.006 Gallons/Ft * Feet) + 0.032 FCV = Gallons

Initial Pump or Tubing Depth In Well (ft):	Final Pump or Tubing Depth In Well (ft):	Purging Initiated At:	Purging Ended At:	Total Volume Purged (gal):

Time	Volume Purged (gallons)	Total Volume P (g	Purge Rate	Depth to Water	pH (standard	Temp	COND	Dissolved O	Turbidity (NTUs)	COLOR (describe)	ODOR (describe)

Sampled By: Ideal Tech Services, Inc. Chris Monaco or Louis Contento	Signature:	Sampling Initiated At:	Sampling Ended At:
Pump or Tubing Depth in Well (ft):	Tubing Material Code: PE	Field Filtered: ☐ ☑ Filtration Equipment Type: polyethersulphone	Filter Size: (µm)
Field Decontamination Pump: ☑ ☐		Tubing Replaced: ☑ ☐	plicate: ☐ ☑

Sample Container Specifications				Sample Preservation (including wet ice)			Intended Analysis and/or Method	Sampling Equipment Code	Sample Flow Rate (milliliters per minute)
Sample ID Code	# Containers	Material Code	Volume	Preservative	Total Volume Added In Field	Final pH			
MW-8		CG	40 mL	HCl	None	Not Required	8260 (App. 1 FL)	SS ESP	100
MW-8		CG	40 mL	4°C	None	Not Required	8011	SS ESP	100
MW-8		PE	250 mL	4°C	None	Not Required	Chloride, Nitrate, TDS	SS ESP	0
MW-8		PE	250 mL	H_2SO_4	None		Ammonia	SS ESP	0
MW-8		PE	250 mL	HNO_3	None		Metals	SS ESP	0

Remarks: Not enough water to sustain flow or sample

ORP=

MATERIAL CODES: AG = Amber Glass; **CG** = Clear Glass; **HDPE** = High Density Polyethylene; **LDPE** = Low Density Polyethylene; **PP** = Polypropylene; **S** = Silicone; **T** = Teflon; **O** = Other (Specify)

SAMPLING EQUIPMENT CODES: APP = After (Through) Peristaltic Pump; **B** = Bailer; **BP** = Bladder Pump; **ESP** = Electric Submersible Pump; **SS ESP** = Stainless Steel Electric Submersible Pump; **RFPP** = Reverse Flow Peristaltic Pump; **SM** = Straw Method (Tubing Gravity Drain); **O** = Other (Specify)

WELL CAPACITY (Gallons Per Foot): 0.75" = 0.02; 1" = 0.04; 1.25" = 0.06; 2" = 0.16; 3" = 0.37; 4" = 0.65; 5" = 1.02; 6" = 1.47; 12" = 5.88

TUBING INSIDE DIA. CAPACITY (Gal./Ft.): 1/8" = 0.0006; 3/16" = 0.0014; 1/4" = 0.0026; 5/16" = 0.004; 3/8" = 0.006; 1/2" = 0.010; 5/8" = 0.016

NOTES: 1. The above do not constitute all of the information required by Chapter 62-160, F.A.C.

2. STABILIZATION CRITERIA FOR RANGE OF VARIATION OF LAST THREE CONSECUTIVE READINGS (SEE FS 2212, SECTION 3)

pH: ± 0.2 units **Temperature:** ± 0.2 °C **Specific Conductance**: ± 5% **Dissolved Oxygen:** all readings ≤ 20% saturation (see Table FS 2200-2); optionally, ± 0.2 mg/L or ± 10% (whichever is greater) **Turbidity:** all readings ≤ 20 NTU; optionally ± 5 NTU or ± 10% (whichever is greater)

ITS Revision 1.0 Date: 11/06/19

IDEAL TECH SERVICES, INC. GROUNDWATER SAMPLE LOG

Site Name: Angelo's Aggregate Materials, LTD Enterprise Class III Landfill	Site Location: Pasco County, Florida	
Well No: **MW-8B**	WACS Well Number: 21323	Date: 3/23/20

Purging Data

Well Diameter (inches):	Tubing Diameter (inches):	Well Screen Interval (ft):	Static Depth to Water (ft):	Purge Pump Type:
2	0.375	42 to 57	38.67	SS ESP

Well Volume Purge: 1 Well Volume = (Total Well Depth - Static Depth To Water) * Well Capacity (gal/ft)

= (57.00 Feet - 38.67 Feet) * 0.16 Gallons/Ft= 2.93 Gallons

Equipment Volume Purge: 1 Equipment Vol. = Pump Volume + (Tubing Capacity * Tubing Length) + Flow Cell Volume (FCV)

Gallons + (0.006 Gallons/Ft * Feet) + 0.032 FCV = Gallons

Initial Pump or Tubing Depth In Well (ft):	Final Pump or Tubing Depth In Well (ft):	Purging Initiated At:	Purging Ended At:	Total Volume Purged (gal):
40.00	40.00	1344	1355	7.15

Time	Volume Purged (gallons)	Total Volume Purged (gallons)	Purge Rate (gpm)	Depth to Water (feet)	pH (standard units)	Temp (°C)	COND (µS/cm)	Dissolved Oxygen (mg/L)	Turbidity (NTUs)	COLOR (describe)	ODOR (describe)
1349	3.25	3.25	.65	38.70	6.72	27.4	639	.04	1.20	none	none
1352	1.95	5.20	.65	38.70	6.71	27.4	638	.03	.60	none	none
1355	1.95	7.15	.65	38.70	6.71	27.4	635	.03	.50	none	none

SAMPLING DATA

Sampled By: Ideal Tech Services, Inc. Chris Monaco or Louis Contento	Signature:	Sampling Initiated At: 1355	Sampling Ended At: 1402
Pump or Tubing Depth in Well (ft): 40.00	Tubing Material Code: PE	Field Filtered: ☐ ☑ Filtration Equipment Type: polyethersulphone	Filter Size: (µm)
Field Decontamination Pump: ☑ ☐	Tubing Replaced: ☑ ☐	Duplicate: ☐ ☑	

Sample Container Specifications				Sample Preservation (including wet ice)			Intended Analysis and/or Method	Sampling Equipment Code	Sample Flow Rate (milliliters per minute)
Sample ID Code	# Containers	Material Code	Volume	Preservative	Total Volume Added In Field	Final pH			
MW-8B	3	CG	40 mL	HCl	None	Not Required	8260 (App. 1 FL)	SS ESP	100
MW-8B	2	CG	40 mL	4°C	None	Not Required	8011	SS ESP	100
MW-8B	1	PE	250 mL	4°C	None	Not Required	Chloride, Nitrate, TDS	SS ESP	2461
MW-8B	1	PE	250 mL	H_2SO_4	None	<2	Ammonia	SS ESP	2461
MW-8B	1	PE	250 mL	HNO_3	None	<2	Metals	SS ESP	2461

Remarks:

ORP= -127.8

MATERIAL CODES: AG = Amber Glass; **CG** = Clear Glass; **HDPE** = High Density Polyethylene; **LDPE** = Low Density Polyethylene; **PP** = Polypropylene; **S** = Silicone; **T** = Teflon; **O** = Other (Specify)

SAMPLING EQUIPMENT CODES: APP = After (Through) Peristaltic Pump; **B** = Bailer; **BP** = Bladder Pump; **ESP** = Electric Submersible Pump; **SS ESP** = Stainless Steel Electric Submersible Pump; **RFPP** = Reverse Flow Peristaltic Pump; **SM** = Straw Method (Tubing Gravity Drain); **O** = Other (Specify)

WELL CAPACITY (Gallons Per Foot): 0.75" = 0.02; 1" = 0.04; 1.25" = 0.06; 2" = 0.16; 3" = 0.37; 4" = 0.65; 5" = 1.02; 6" = 1.47; 12" = 5.88

TUBING INSIDE DIA. CAPACITY (Gal./Ft.): 1/8" = 0.0006; 3/16" = 0.0014; 1/4" = 0.0026; 5/16" = 0.004; 3/8" = 0.006; 1/2" = 0.010; 5/8" = 0.016

NOTES: 1. The above do not constitute all of the information required by Chapter 62-160, F.A.C.

2. STABILIZATION CRITERIA FOR RANGE OF VARIATION OF LAST THREE CONSECUTIVE READINGS (SEE FS 2212, SECTION 3)

pH: ± 0.2 units **Temperature:** ± 0.2 °C **Specific Conductance**: ± 5% **Dissolved Oxygen:** all readings ≤ 20% saturation (see Table FS 2200-2); optionally, ± 0.2 mg/L or ± 10% (whichever is greater) **Turbidity:** all readings ≤ 20 NTU; optionally ± 5 NTU or ± 10% (whichever is greater)

ITS Revision 1.0 Date: 11/06/19

IDEAL TECH SERVICES, INC. GROUNDWATER SAMPLE LOG

Site Name: Angelo's Aggregate Materials, LTD Enterprise Class III Landfill	Site Location: Pasco County, Florida
Well No: **MW-9**	WACS Well Number: 19579
Date: 3/23/20	

Purging Data

Well Diameter (inches):	Tubing Diameter (inches):	Well Screen Interval (ft):	Static Depth to Water (ft):	Purge Pump Type:
2	0.375	9.7 to 29.7	29.47	SS ESP

Well Volume Purge: 1 Well Volume = (Total Well Depth - Static Depth To Water) * Well Capacity (gal/ft)

= (29.70 Feet - 29.47 Feet) * 0.16 Gallons/Ft= 0.04 Gallons

Equipment Volume Purge: 1 Equipment Vol. = Pump Volume + (Tubing Capacity * Tubing Length) + Flow Cell Volume (FCV)

Gallons + (0.006 [redacted] Gallons

Initial Pump or Tubing Depth In Well (ft): [redacted] Volume Purged (gal):

Time	Volume Purged (gallons)	Total Volume Purged (gallons)	[redacted]	LOR cribe)	ODOR (describe)

Dry Well

SAMPLING DATA

Sampled By: Ideal Tech Services, Inc. Chris Monaco or Louis Contento	Signature:	Sampling Initiated At:	Sampling Ended At:
Pump or Tubing Depth in Well (ft):	Tubing Material Code: PE	Field Filtered: ☐ ☑ [redacted] Filtration Equipment Type: polyethersulphone	Filter Size: (μm)
Field Decontamination Pump: ☑ ☐ [redacted]	Tubing Replaced: ☑ ☐ [redacted]	plicate: ☐ ☑ [redacted]	

Sample Container Specifications				Sample Preservation (including wet ice)			Intended Analysis and/or Method	Sampling Equipment Code	Sample Flow Rate (milliliters per minute)
Sample ID Code	# Containers	Material Code	Volume	Preservative	Total Volume Added In Field	Final pH			
MW-9		CG	40 mL	HCl	None	Not Required	8260 (App. 1 FL)	SS ESP	100
MW-9		CG	40 mL	4°C	None	Not Required	8011	SS ESP	100
MW-9		PE	250 mL	4°C	None	Not Required	Chloride, Nitrate, TDS	SS ESP	0
MW-9		PE	250 mL	H_2SO_4	None		Ammonia	SS ESP	0
MW-9		PE	250 mL	HNO_3	None		Metals	SS ESP	0

Remarks: Not enough water to sustain flow or sample

ORP=

MATERIAL CODES: AG = Amber Glass; **CG** = Clear Glass; **HDPE** = High Density Polyethylene; **LDPE** = Low Density Polyethylene; **PP** = Polypropylene; **S** = Silicone; **T** = Teflon; **O** = Other (Specify)

SAMPLING EQUIPMENT CODES: APP = After (Through) Peristaltic Pump; **B** = Bailer; **BP** = Bladder Pump; **ESP** = Electric Submersible Pump; **SS ESP** = Stainless Steel Electric Submersible Pump; **RFPP** = Reverse Flow Peristaltic Pump; **SM** = Straw Method (Tubing Gravity Drain); **O** = Other (Specify)

WELL CAPACITY (Gallons Per Foot): 0.75" = 0.02; 1" = 0.04; 1.25" = 0.06; 2" = 0.16; 3" = 0.37; 4" = 0.65; 5" = 1.02; 6" = 1.47; 12" = 5.88

TUBING INSIDE DIA. CAPACITY (Gal./Ft.): 1/8" = 0.0006; 3/16" = 0.0014; 1/4" = 0.0026; 5/16" = 0.004; 3/8" = 0.006; 1/2" = 0.010; 5/8" = 0.016

NOTES: 1. The above do not constitute all of the information required by Chapter 62-160, F.A.C.

2. STABILIZATION CRITERIA FOR RANGE OF VARIATION OF LAST THREE CONSECUTIVE READINGS (SEE FS 2212, SECTION 3)

pH: ± 0.2 units **Temperature:** ± 0.2 °C **Specific Conductance**: ± 5% **Dissolved Oxygen:** all readings ≤ 20% saturation (see Table FS 2200-2); optionally, ± 0.2 mg/L or ± 10% (whichever is greater) **Turbidity:** all readings ≤ 20 NTU; optionally ± 5 NTU or ± 10% (whichever is greater)

ITS Revision 1.0 Date: 11/06/19

IDEAL TECH SERVICES, INC. GROUNDWATER SAMPLE LOG

Site Name: Angelo's Aggregate Materials, LTD Enterprise Class III Landfill	Site Location: Pasco County, Florida	
Well No: **MW-9B**	WACS Well Number: 21324	Date: 3/23/20

Purging Data

Well Diameter (inches):	Tubing Diameter (inches):	Well Screen Interval (ft):	Static Depth to Water (ft):	Purge Pump Type:
2	0.375	33.9 to 48.9	39.75	SS ESP

Well Volume Purge: 1 Well Volume = (Total Well Depth - Static Depth To Water) * Well Capacity (gal/ft)

= (48.90 Feet - 39.75 Feet) * 0.16 Gallons/Ft= 1.46 Gallons

Equipment Volume Purge: 1 Equipment Vol. = Pump Volume + (Tubing Capacity * Tubing Length) + Flow Cell Volume (FCV)

Gallons + (0.006 Gallons/Ft * Feet) + 0.032 FCV = Gallons

Initial Pump or Tubing Depth In Well (ft):	Final Pump or Tubing Depth In Well (ft):	Purging Initiated At:	Purging Ended At:	Total Volume Purged (gal):
41.50	41.50	1308	1318	4.00

Time	Volume Purged (gallons)	Total Volume Purged (gallons)	Purge Rate (gpm)	Depth to Water (feet)	pH (standard units)	Temp (°C)	COND (µS/cm)	Dissolved Oxygen (mg/L)	Turbidity (NTUs)	COLOR (describe)	ODOR (describe)
1312	1.60	1.60	.40	39.96	6.83	27.2	530	1.28	8.80	none	none
1315	1.20	2.80	.40	39.96	6.88	27.3	511	1.55	4.40	none	none
1318	1.20	4.00	.40	39.96	6.90	27.3	505	1.57	2.80	none	none

SAMPLING DATA

Sampled By: Ideal Tech Services, Inc. Chris Monaco or Louis Contento	Signature:	Sampling Initiated At: 1318	Sampling Ended At: 1324
Pump or Tubing Depth in Well (ft): 41.50	Tubing Material Code: PE	Field Filtered: ☐ ☑ [redacted] Filtration Equipment Type: polyethersulphone	Filter Size: (µm)
Field Decontamination Pump: ☑ ☐ [redacted]	Tubing Replaced: ☑ ☐ [redacted]	plicate: ☐ ☑ [redacted]	

Sample Container Specifications				Sample Preservation (including wet ice)			Intended Analysis and/or Method	Sampling Equipment Code	Sample Flow Rate (milliliters per minute)
Sample ID Code	# Containers	Material Code	Volume	Preservative	Total Volume Added In Field	Final pH			
MW-9B	3	CG	40 mL	HCl	None	Not Required	8260 (App. 1 FL)	SS ESP	100
MW-9B	2	CG	40 mL	4°C	None	Not Required	8011	SS ESP	100
MW-9B	1	PE	250 mL	4°C	None	Not Required	Chloride, Nitrate, TDS	SS ESP	1514
MW-9B	1	PE	250 mL	H_2SO_4	None	<2	Ammonia	SS ESP	1514
MW-9B	1	PE	250 mL	HNO_3	None	<2	Metals	SS ESP	1514

Remarks:

ORP= 81.8

MATERIAL CODES: AG = Amber Glass; **CG** = Clear Glass; **HDPE** = High Density Polyethylene; **LDPE** = Low Density Polyethylene; **PP** = Polypropylene; **S** = Silicone; **T** = Teflon; **O** = Other (Specify)

SAMPLING EQUIPMENT CODES: APP = After (Through) Peristaltic Pump; **B** = Bailer; **BP** = Bladder Pump; **ESP** = Electric Submersible Pump; **SS ESP** = Stainless Steel Electric Submersible Pump; **RFPP** = Reverse Flow Peristaltic Pump; **SM** = Straw Method (Tubing Gravity Drain); **O** = Other (Specify)

WELL CAPACITY (Gallons Per Foot): 0.75" = 0.02; 1" = 0.04; 1.25" = 0.06; 2" = 0.16; 3" = 0.37; 4" = 0.65; 5" = 1.02; 6" = 1.47; 12" = 5.88

TUBING INSIDE DIA. CAPACITY (Gal./Ft.): 1/8" = 0.0006; 3/16" = 0.0014; 1/4" = 0.0026; 5/16" = 0.004; 3/8" = 0.006; 1/2" = 0.010; 5/8" = 0.016

NOTES: 1. The above do not constitute all of the information required by Chapter 62-160, F.A.C.

2. STABILIZATION CRITERIA FOR RANGE OF VARIATION OF LAST THREE CONSECUTIVE READINGS (SEE FS 2212, SECTION 3)

pH: ± 0.2 units **Temperature:** ± 0.2 °C **Specific Conductance**: ± 5% **Dissolved Oxygen:** all readings ≤ 20% saturation (see Table FS 2200-2); optionally, ± 0.2 mg/L or ± 10% (whichever is greater) **Turbidity:** all readings ≤ 20 NTU; optionally ± 5 NTU or ± 10% (whichever is greater)

ITS Revision 1.0 Date: 11/06/19

IDEAL TECH SERVICES, INC. GROUNDWATER SAMPLE LOG

Site Name: Angelo's Aggregate Materials, LTD Enterprise Class III Landfill	Site Location: Pasco County, Florida

Well No: **MW-10**	WACS Well Number: 19580	Date: 3/23/20

Purging Data

Well Diameter (inches): 2	Tubing Diameter (inches): 0.375	Well Screen Interval (ft): 17.65 to 37.65	Static Depth to Water (ft): 37.23	Purge Pump Type: SS ESP

Well Volume Purge: 1 Well Volume = (Total Well Depth - Static Depth To Water) * Well Capacity (gal/ft)

= (37.65 Feet - 37.23 Feet) * 0.16 Gallons/Ft= 0.07 Gallons

Equipment Volume Purge: 1 Equipment Vol. = Pump Volume + (Tubing Capacity * Tubing Length) + Flow Cell Volume (FCV)

Gallons + (0.006 Gallons/Ft * Feet) + 0.032 FCV = Gallons

Initial Pump or Tubing Depth In Well (ft):	Final Pump or Tubing Depth In Well (ft):	Purging Initiated At:	Purging Ended At:	Total Volume Purged (gal):

Time	Volume Purged (gallons)	Total Volu Purg (gallo	Purge	Depth to	pH			Dissolved	Turbidity (NTUs)	COLOR (describe)	ODOR (describe)

SAMPLING DATA

Sampled By: Ideal Tech Services, Inc. Chris Monaco or Louis Contento	Signature:	Sampling Initiated At:	Sampling Ended At:
Pump or Tubing Depth in Well (ft):	Tubing Material Code: PE	Field Filtered: ☐ ☑ Filtration Equipment Type: polyethersulphone	Filter Size: (µm)
Field Decontamination Pump: ☑ ☐		Tubing Replaced: ☑ ☐	plicate: ☐ ☑

Sample Container Specifications				Sample Preservation (including wet ice)			Intended Analysis and/or Method	Sampling Equipment Code	Sample Flow Rate (milliliters per minute)
Sample ID Code	# Containers	Material Code	Volume	Preservative	Total Volume Added In Field	Final pH			
MW-10		CG	40 mL	HCl	None	Not Required	8260 (App. 1 FL)	SS ESP	100
MW-10		CG	40 mL	4°C	None	Not Required	8011	SS ESP	100
MW-10		PE	250 mL	4°C	None	Not Required	Chloride, Nitrate, TDS	SS ESP	0
MW-10		PE	250 mL	H_2SO_4	None		Ammonia	SS ESP	0
MW-10		PE	250 mL	HNO_3	None		Metals	SS ESP	0

Remarks: Not enough water to sustain flow or sample

ORP=

MATERIAL CODES: AG = Amber Glass; **CG** = Clear Glass; **HDPE** = High Density Polyethylene; **LDPE** = Low Density Polyethylene; **PP** = Polypropylene; **S** = Silicone; **T** = Teflon; **O** = Other (Specify)

SAMPLING EQUIPMENT CODES: APP = After (Through) Peristaltic Pump; **B** = Bailer; **BP** = Bladder Pump; **ESP** = Electric Submersible Pump; **SS ESP** = Stainless Steel Electric Submersible Pump; **RFPP** = Reverse Flow Peristaltic Pump; **SM** = Straw Method (Tubing Gravity Drain); **O** = Other (Specify)

WELL CAPACITY (Gallons Per Foot): 0.75" = 0.02; 1" = 0.04; 1.25" = 0.06; 2" = 0.16; 3" = 0.37; 4" = 0.65; 5" = 1.02; 6" = 1.47; 12" = 5.88

TUBING INSIDE DIA. CAPACITY (Gal./Ft.): 1/8" = 0.0006; 3/16" = 0.0014; 1/4" = 0.0026; 5/16" = 0.004; 3/8" = 0.006; 1/2" = 0.010; 5/8" = 0.016

NOTES: 1. The above do not constitute all of the information required by Chapter 62-160, F.A.C.

2. STABILIZATION CRITERIA FOR RANGE OF VARIATION OF LAST THREE CONSECUTIVE READINGS (SEE FS 2212, SECTION 3)

pH: ± 0.2 units **Temperature:** ± 0.2 °C **Specific Conductance**: ± 5% **Dissolved Oxygen:** all readings ≤ 20% saturation (see Table FS 2200-2); optionally, ± 0.2 mg/L or ± 10% (whichever is greater) **Turbidity:** all readings ≤ 20 NTU; optionally ± 5 NTU or ± 10% (whichever is greater)

ITS Revision 1.0 Date: 11/06/19

IDEAL TECH SERVICES, INC. GROUNDWATER SAMPLE LOG

Site Name: Angelo's Aggregate Materials, LTD Enterprise Class III Landfill	Site Location: Pasco County, Florida	
Well No: **MW-10B**	WACS Well Number: 21325	Date: 3/23/20

Purging Data

Well Diameter (inches):	Tubing Diameter (inches):	Well Screen Interval (ft):	Static Depth to Water (ft):	Purge Pump Type:
2	0.375	unknown to unknown	39.99	SS ESP

Well Volume Purge: 1 Well Volume = (Total Well Depth - Static Depth To Water) * Well Capacity (gal/ft)

= (61.90 Feet - 39.99 Feet) * 0.16 Gallons/Ft= 3.51 Gallons

Equipment Volume Purge: 1 Equipment Vol. = Pump Volume + (Tubing Capacity * Tubing Length) + Flow Cell Volume (FCV)

Gallons + (0.006 Gallons/Ft * Feet) + 0.032 FCV = Gallons

Initial Pump or Tubing Depth In Well (ft):	Final Pump or Tubing Depth In Well (ft):	Purging Initiated At:	Purging Ended At:	Total Volume Purged (gal):
41.00	41.00	1237	1248	16.50

Time	Volume Purged (gallons)	Total Volume Purged (gallons)	Purge Rate (gpm)	Depth to Water (feet)	pH (standard units)	Temp (°C)	COND (µS/cm)	Dissolved Oxygen (mg/L)	Turbidity (NTUs)	COLOR (describe)	ODOR (describe)
1242	7.50	7.50	1.50	40.31	6.45	26.3	375.9	.03	1.00	none	none
1245	4.50	12.00	1.50	40.31	6.48	26.3	383.7	.03	.60	none	none
1248	4.50	16.50	1.50	40.31	6.50	26.3	383.4	.04	.50	none	none

SAMPLING DATA

Sampled By: Ideal Tech Services, Inc. Chris Monaco or Louis Contento	Signature:	Sampling Initiated At: 1248	Sampling Ended At: 1255
Pump or Tubing Depth in Well (ft): 41.00	Tubing Material Code: PE	Field Filtered: ☐ ☑ [redacted] Filtration Equipment Type: polyethersulphone	Filter Size: (µm)
Field Decontamination Pump: ☑ ☐ [redacted]	Tubing Replaced: ☑ ☐ [redacted]	plicate: ☐ ☑ [redacted]	

Sample Container Specifications				Sample Preservation (including wet ice)			Intended Analysis and/or Method	Sampling Equipment Code	Sample Flow Rate (milliliters per minute)
Sample ID Code	# Containers	Material Code	Volume	Preservative	Total Volume Added In Field	Final pH			
MW-10B	3	CG	40 mL	HCl	None	Not Required	8260 (App. 1 FL)	SS ESP	100
MW-10B	2	CG	40 mL	4°C	None	Not Required	8011	SS ESP	100
MW-10B	1	PE	250 mL	4°C	None	Not Required	Chloride, Nitrate, TDS	SS ESP	5678
MW-10B	1	PE	250 mL	H_2SO_4	None	<2	Ammonia	SS ESP	5678
MW-10B	1	PE	250 mL	HNO_3	None	<2	Metals	SS ESP	5678

Remarks:

ORP= -28.7

MATERIAL CODES: AG = Amber Glass; **CG** = Clear Glass; **HDPE** = High Density Polyethylene; **LDPE** = Low Density Polyethylene; **PP** = Polypropylene; **S** = Silicone; **T** = Teflon; **O** = Other (Specify)

SAMPLING EQUIPMENT CODES: APP = After (Through) Peristaltic Pump; **B** = Bailer; **BP** = Bladder Pump; **ESP** = Electric Submersible Pump;
SS ESP = Stainless Steel Electric Submersible Pump; **RFPP** = Reverse Flow Peristaltic Pump; **SM** = Straw Method (Tubing Gravity Drain); **O** = Other (Specify)

WELL CAPACITY (Gallons Per Foot): 0.75" = 0.02; 1" = 0.04; 1.25" = 0.06; 2" = 0.16; 3" = 0.37; 4" = 0.65; 5" = 1.02; 6" = 1.47; 12" = 5.88

TUBING INSIDE DIA. CAPACITY (Gal./Ft.): 1/8" = 0.0006; 3/16" = 0.0014; 1/4" = 0.0026; 5/16" = 0.004; 3/8" = 0.006; 1/2" = 0.010; 5/8" = 0.016

NOTES: 1. The above do not constitute all of the information required by Chapter 62-160, F.A.C.

2. STABILIZATION CRITERIA FOR RANGE OF VARIATION OF LAST THREE CONSECUTIVE READINGS (SEE FS 2212, SECTION 3)

pH: ± 0.2 units **Temperature:** ± 0.2 °C **Specific Conductance**: ± 5% **Dissolved Oxygen:** all readings ≤ 20% saturation (see Table FS 2200-2); optionally, ± 0.2 mg/L or ± 10% (whichever is greater) **Turbidity:** all readings ≤ 20 NTU; optionally ± 5 NTU or ± 10% (whichever is greater)

ITS Revision 1.0 Date: 11/06/19

IDEAL TECH SERVICES, INC. GROUNDWATER SAMPLE LOG

Site Name: Angelo's Aggregate Materials, LTD Enterprise Class III Landfill	Site Location: Pasco County, Florida	
Well No: **MW-18B**	WACS Well Number: 28986	Date: 3/23/20

Purging Data

Well Diameter (inches):	Tubing Diameter (inches):	Well Screen Interval (ft):	Static Depth to Water (ft):	Purge Pump Type:
2	0.375	83.5 to 103.5	83.07	SS ESP

Well Volume Purge: 1 Well Volume = (Total Well Depth - Static Depth To Water) * Well Capacity (gal/ft)

= (108.48 Feet - 83.07 Feet) * 0.16 Gallons/Ft= 4.07 Gallons

Equipment Volume Purge: 1 Equipment Vol. = Pump Volume + (Tubing Capacity * Tubing Length) + Flow Cell Volume (FCV)

Gallons + (0.006 Gallons/Ft * Feet) + 0.032 FCV = Gallons

Initial Pump or Tubing Depth In Well (ft):	Final Pump or Tubing Depth In Well (ft):	Purging Initiated At:	Purging Ended At:	Total Volume Purged (gal):
84.00	84.00	1045	1107	6.60

Time	Volume Purged (gallons)	Total Volume Purged (gallons)	Purge Rate (gpm)	Depth to Water (feet)	pH (standard units)	Temp (°C)	COND (µS/cm)	Dissolved Oxygen (mg/L)	Turbidity (NTUs)	COLOR (describe)	ODOR (describe)
1059	4.20	4.20	.30	83.10	6.58	27.3	722	.18	3.00	none	none
1103	1.20	5.40	.30	83.10	6.60	27.3	720	.17	2.40	none	none
1107	1.20	6.60	.30	83.10	6.61	27.3	718	.16	1.80	none	none

SAMPLING DATA

Sampled By: Ideal Tech Services, Inc. Chris Monaco or Louis Contento	Signature:	Sampling Initiated At: 1107	Sampling Ended At: 1114
Pump or Tubing Depth in Well (ft): 84.00	Tubing Material Code: PE	Field Filtered: ☐ ☑ Filtration Equipment Type: polyethersulphone	Filter Size: (µm)
Field Decontamination Pump: ☑ ☐	Tubing Replaced: ☑ ☐	Duplicate: ☐ ☑	

Sample Container Specifications				Sample Preservation (including wet ice)			Intended Analysis and/or Method	Sampling Equipment Code	Sample Flow Rate (milliliters per minute)
Sample ID Code	# Containers	Material Code	Volume	Preservative	Total Volume Added In Field	Final pH			
MW-18B	3	CG	40 mL	HCl	None	Not Required	8260 (App. 1 FL)	SS ESP	100
MW-18B	2	CG	40 mL	4°C	None	Not Required	8011	SS ESP	100
MW-18B	1	PE	250 mL	4°C	None	Not Required	Chloride, Nitrate, TDS	SS ESP	1136
MW-18B	1	PE	250 mL	H_2SO_4	None	<2	Ammonia	SS ESP	1136
MW-18B	1	PE	250 mL	HNO_3	None	<2	Metals	SS ESP	1136

Remarks:

ORP= -48.5

MATERIAL CODES: AG = Amber Glass; **CG** = Clear Glass; **HDPE** = High Density Polyethylene; **LDPE** = Low Density Polyethylene; **PP** = Polypropylene; **S** = Silicone; **T** = Teflon; **O** = Other (Specify)

SAMPLING EQUIPMENT CODES: APP = After (Through) Peristaltic Pump; **B** = Bailer; **BP** = Bladder Pump; **ESP** = Electric Submersible Pump; **SS ESP** = Stainless Steel Electric Submersible Pump; **RFPP** = Reverse Flow Peristaltic Pump; **SM** = Straw Method (Tubing Gravity Drain); **O** = Other (Specify)

WELL CAPACITY (Gallons Per Foot): 0.75" = 0.02; 1" = 0.04; 1.25" = 0.06; 2" = 0.16; 3" = 0.37; 4" = 0.65; 5" = 1.02; 6" = 1.47; 12" = 5.88

TUBING INSIDE DIA. CAPACITY (Gal./Ft.): 1/8" = 0.0006; 3/16" = 0.0014; 1/4" = 0.0026; 5/16" = 0.004; 3/8" = 0.006; 1/2" = 0.010; 5/8" = 0.016

NOTES: 1. The above do not constitute all of the information required by Chapter 62-160, F.A.C.

2. STABILIZATION CRITERIA FOR RANGE OF VARIATION OF LAST THREE CONSECUTIVE READINGS (SEE FS 2212, SECTION 3)

pH: ± 0.2 units **Temperature:** ± 0.2 °C **Specific Conductance**: ± 5% **Dissolved Oxygen:** all readings ≤ 20% saturation (see Table FS 2200-2); optionally, ± 0.2 mg/L or ± 10% (whichever is greater) **Turbidity:** all readings ≤ 20 NTU; optionally ± 5 NTU or ± 10% (whichever is greater)

ITS Revision 1.0 Date: 11/06/19

IDEAL TECH SERVICES, INC. GROUNDWATER SAMPLE LOG

Site Name: Angelo's Aggregate Materials, LTD Enterprise Class III Landfill	Site Location: Pasco County, Florida	
Well No: **MW-19A**	WACS Well Number: 28987	Date: 3/23/20

Purging Data

Well Diameter (inches):	Tubing Diameter (inches):	Well Screen Interval (ft):	Static Depth to Water (ft):	Purge Pump Type:
2	0.375	74 to 94	59.03	SS ESP

Well Volume Purge: 1 Well Volume = (Total Well Depth - Static Depth To Water) * Well Capacity (gal/ft)

= (99.03 Feet - 59.03 Feet) * 0.16 Gallons/Ft= 6.40 Gallons

Equipment Volume Purge: 1 Equipment Vol. = Pump Volume + (Tubing Capacity * Tubing Length) + Flow Cell Volume (FCV)

Gallons + (0.006 Gallons/Ft * Feet) + 0.032 FCV = Gallons

Initial Pump or Tubing Depth In Well (ft):	Final Pump or Tubing Depth In Well (ft):	Purging Initiated At:	Purging Ended At:	Total Volume Purged (gal):
61.00	61.00	0952	1026	10.20

Time	Volume Purged (gallons)	Total Volume Purged (gallons)	Purge Rate (gpm)	Depth to Water (feet)	pH (standard units)	Temp (°C)	COND (µS/cm)	Dissolved Oxygen (mg/L)	Turbidity (NTUs)	COLOR (describe)	ODOR (describe)
1014	6.60	6.60	.30	59.62	4.63	25.1	493.9	3.43	8.60	none	none
1020	1.80	8.40	.30	59.62	4.60	25.2	500	3.43	17.20	none	none
1026	1.80	10.20	.30	59.62	4.61	25.3	493.9	3.33	11.60	none	none

SAMPLING DATA

Sampled By: Ideal Tech Services, Inc. Chris Monaco or Louis Contento	Signature:	Sampling Initiated At: 1026	Sampling Ended At: 1033
Pump or Tubing Depth in Well (ft): 61.00	Tubing Material Code: PE	Field Filtered: ☐ ☑ [redacted] Filtration Equipment Type: polyethersulphone	Filter Size: (µm)
Field Decontamination Pump: ☑ ☐ [redacted]	Tubing Replaced: ☑ ☐ [redacted]	plicate: ☐ ☑ [redacted]	

Sample Container Specifications				Sample Preservation (including wet ice)			Intended Analysis and/or Method	Sampling Equipment Code	Sample Flow Rate (milliliters per minute)
Sample ID Code	# Containers	Material Code	Volume	Preservative	Total Volume Added In Field	Final pH			
MW-19A	3	CG	40 mL	HCl	None	Not Required	8260 (App. 1 FL)	SS ESP	100
MW-19A	2	CG	40 mL	4°C	None	Not Required	8011	SS ESP	100
MW-19A	1	PE	250 mL	4°C	None	Not Required	Chloride, Nitrate, TDS	SS ESP	1136
MW-19A	1	PE	250 mL	H_2SO_4	None	<2	Ammonia	SS ESP	1136
MW-19A	1	PE	250 mL	HNO_3	None	<2	Metals	SS ESP	1136

Remarks: NTU @ metals 6.30

ORP= 325.5

MATERIAL CODES: AG = Amber Glass; **CG** = Clear Glass; **HDPE** = High Density Polyethylene; **LDPE** = Low Density Polyethylene; **PP** = Polypropylene; **S** = Silicone; **T** = Teflon; **O** = Other (Specify)

SAMPLING EQUIPMENT CODES: APP = After (Through) Peristaltic Pump; **B** = Bailer; **BP** = Bladder Pump; **ESP** = Electric Submersible Pump; **SS ESP** = Stainless Steel Electric Submersible Pump; **RFPP** = Reverse Flow Peristaltic Pump; **SM** = Straw Method (Tubing Gravity Drain); **O** = Other (Specify)

WELL CAPACITY (Gallons Per Foot): 0.75" = 0.02; 1" = 0.04; 1.25" = 0.06; 2" = 0.16; 3" = 0.37; 4" = 0.65; 5" = 1.02; 6" = 1.47; 12" = 5.88

TUBING INSIDE DIA. CAPACITY (Gal./Ft.): 1/8" = 0.0006; 3/16" = 0.0014; 1/4" = 0.0026; 5/16" = 0.004; 3/8" = 0.006; 1/2" = 0.010; 5/8" = 0.016

NOTES: 1. The above do not constitute all of the information required by Chapter 62-160, F.A.C.

2. STABILIZATION CRITERIA FOR RANGE OF VARIATION OF LAST THREE CONSECUTIVE READINGS (SEE FS 2212, SECTION 3)

pH: ± 0.2 units **Temperature:** ± 0.2 °C **Specific Conductance**: ± 5% **Dissolved Oxygen:** all readings ≤ 20% saturation (see Table FS 2200-2); optionally, ± 0.2 mg/L or ± 10% (whichever is greater) **Turbidity:** all readings ≤ 20 NTU; optionally ± 5 NTU or ± 10% (whichever is greater)

ITS Revision 1.0 Date: 11/06/19

IDEAL TECH SERVICES, INC. GROUNDWATER SAMPLE LOG

Site Name: Angelo's Aggregate Materials, LTD Enterprise Class III Landfill	Site Location: Pasco County, Florida	
Well No: **MW-20B**	WACS Well Number: 28990	Date: 3/23/20

Purging Data

Well Diameter (inches):	Tubing Diameter (inches):	Well Screen Interval (ft):	Static Depth to Water (ft):	Purge Pump Type:
2	0.375	52.84 to 72.84	57.33	SS ESP

Well Volume Purge: 1 Well Volume = (Total Well Depth - Static Depth To Water) * Well Capacity (gal/ft)

= (72.84 Feet - 57.33 Feet) * 0.16 Gallons/Ft= 2.48 Gallons

Equipment Volume Purge: 1 Equipment Vol. = Pump Volume + (Tubing Capacity * Tubing Length) + Flow Cell Volume (FCV)

Gallons + (0.006 Gallons/Ft * Feet) + 0.032 FCV = Gallons

Initial Pump or Tubing Depth In Well (ft):	Final Pump or Tubing Depth In Well (ft):	Purging Initiated At:	Purging Ended At:	Total Volume Purged (gal):
58.50	58.50	1126	1211	11.25

Time	Volume Purged (gallons)	Total Volume Purged (gallons)	Purge Rate (gpm)	Depth to Water (feet)	pH (standard units)	Temp (°C)	COND (µS/cm)	Dissolved Oxygen (mg/L)	Turbidity (NTUs)	COLOR (describe)	ODOR (describe)
1205	9.75	9.75	.25	57.35	7.44	25.2	313.6	4.42	18.80	lt yellow	none
1208	0.75	10.50	.25	57.35	7.44	25.2	313.4	4.38	15.80	lt yellow	none
1211	0.75	11.25	.25	57.35	7.44	25.2	314.2	4.41	13.00	lt yellow	none

SAMPLING DATA

Sampled By: Ideal Tech Services, Inc. Chris Monaco or Louis Contento	Signature:	Sampling Initiated At: 1211	Sampling Ended At: 1218
Pump or Tubing Depth in Well (ft): 58.50	Tubing Material Code: PE	Field Filtered: ☐ ☑ Filtration Equipment Type: polyethersulphone	Filter Size: (µm)
Field Decontamination Pump: ☑ ☐	Tubing Replaced: ☑ ☐	Duplicate: ☐ ☑	

Sample Container Specifications				Sample Preservation (including wet ice)			Intended Analysis and/or Method	Sampling Equipment Code	Sample Flow Rate (milliliters per minute)
Sample ID Code	# Containers	Material Code	Volume	Preservative	Total Volume Added In Field	Final pH			
MW-20B	3	CG	40 mL	HCl	None	Not Required	8260 (App. 1 FL)	SS ESP	100
MW-20B	2	CG	40 mL	4°C	None	Not Required	8011	SS ESP	100
MW-20B	1	PE	250 mL	4°C	None	Not Required	Chloride, Nitrate, TDS	SS ESP	946
MW-20B	1	PE	250 mL	H_2SO_4	None	<2	Ammonia	SS ESP	946
MW-20B	1	PE	250 mL	HNO_3	None	<2	Metals	SS ESP	946

Remarks:

ORP= 67.1

MATERIAL CODES: AG = Amber Glass; **CG** = Clear Glass; **HDPE** = High Density Polyethylene; **LDPE** = Low Density Polyethylene; **PP** = Polypropylene; **S** = Silicone; **T** = Teflon; **O** = Other (Specify)

SAMPLING EQUIPMENT CODES: APP = After (Through) Peristaltic Pump; **B** = Bailer; **BP** = Bladder Pump; **ESP** = Electric Submersible Pump; **SS ESP** = Stainless Steel Electric Submersible Pump; **RFPP** = Reverse Flow Peristaltic Pump; **SM** = Straw Method (Tubing Gravity Drain); **O** = Other (Specify)

WELL CAPACITY (Gallons Per Foot): 0.75" = 0.02; 1" = 0.04; 1.25" = 0.06; 2" = 0.16; 3" = 0.37; 4" = 0.65; 5" = 1.02; 6" = 1.47; 12" = 5.88

TUBING INSIDE DIA. CAPACITY (Gal./Ft.): 1/8" = 0.0006; 3/16" = 0.0014; 1/4" = 0.0026; 5/16" = 0.004; 3/8" = 0.006; 1/2" = 0.010; 5/8" = 0.016

NOTES: 1. The above do not constitute all of the information required by Chapter 62-160, F.A.C.

2. STABILIZATION CRITERIA FOR RANGE OF VARIATION OF LAST THREE CONSECUTIVE READINGS (SEE FS 2212, SECTION 3)

pH: ± 0.2 units **Temperature:** ± 0.2 °C **Specific Conductance**: ± 5% **Dissolved Oxygen:** all readings ≤ 20% saturation (see Table FS 2200-2); optionally, ± 0.2 mg/L or ± 10% (whichever is greater) **Turbidity:** all readings ≤ 20 NTU; optionally ± 5 NTU or ± 10% (whichever is greater)

ITS Revision 1.0 Date: 11/06/19

IDEAL TECH SERVICES, INC. GROUNDWATER SAMPLE LOG

Site Name: Angelo's Aggregate Materials, LTD Enterprise Class III Landfill	Site Location: Pasco County, Florida	
Well No: **MW-21A**	WACS Well Number: 30530	Date: 3/24/20

Purging Data

Well Diameter (inches):	Tubing Diameter (inches):	Well Screen Interval (ft):	Static Depth to Water (ft):	Purge Pump Type:
2	0.375	78 to 98	23.26	SS ESP

Well Volume Purge: 1 Well Volume = (Total Well Depth - Static Depth To Water) * Well Capacity (gal/ft)

= (98.10 Feet - 23.26 Feet) * 0.16 Gallons/Ft= 11.97 Gallons

Equipment Volume Purge: 1 Equipment Vol. = Pump Volume + (Tubing Capacity * Tubing Length) + Flow Cell Volume (FCV)

Gallons + (0.006 Gallons/Ft * Feet) + 0.032 FCV = Gallons

Initial Pump or Tubing Depth In Well (ft):	Final Pump or Tubing Depth In Well (ft):	Purging Initiated At:	Purging Ended At:	Total Volume Purged (gal):
25.00	25.00	1329	1347	18.00

Time	Volume Purged (gallons)	Total Volume Purged (gallons)	Purge Rate (gpm)	Depth to Water (feet)	pH (standard units)	Temp (°C)	COND (µS/cm)	Dissolved Oxygen (mg/L)	Turbidity (NTUs)	COLOR (describe)	ODOR (describe)
1341	12.00	12.00	1.00	24.65	7.28	24.0	83.3	2.66	2.50	dark grey	none
1344	3.00	15.00	1.00	24.65	7.20	24.0	80.0	2.68	1.30	grey	none
1347	3.00	18.00	1.00	24.65	7.17	24.0	79.8	2.57	1.00	none	none

SAMPLING DATA

Sampled By: Ideal Tech Services, Inc. Chris Monaco or Louis Contento	Signature:	Sampling Initiated At: 1347	Sampling Ended At: 1400
Pump or Tubing Depth in Well (ft): 25.00	Tubing Material Code: PE	Field Filtered: ☐ ☑ Filtration Equipment Type: polyethersulphone	Filter Size: (µm)
Field Decontamination Pump: ☑ ☐	Tubing Replaced: ☑ ☐	Duplicate: ☑ ☐	

Sample Container Specifications				Sample Preservation (including wet ice)			Intended Analysis and/or Method	Sampling Equipment Code	Sample Flow Rate (milliliters per minute)
Sample ID Code	# Containers	Material Code	Volume	Preservative	Total Volume Added In Field	Final pH			
MW-21A	6	CG	40 mL	HCl	None	Not Required	8260 (App. 1 FL)	SS ESP	100
MW-21A	4	CG	40 mL	4°C	None	Not Required	8011	SS ESP	100
MW-21A	2	PE	250 mL	4°C	None	Not Required	Chloride, Nitrate, TDS	SS ESP	3785
MW-21A	2	PE	250 mL	H_2SO_4	None	<2 / <2	Ammonia	SS ESP	3785
MW-21A	2	PE	250 mL	HNO_3	None	<2 / <2	Metals	SS ESP	3785
						Sample/DUP			

Remarks:

ORP= -83.4

MATERIAL CODES: AG = Amber Glass; **CG** = Clear Glass; **HDPE** = High Density Polyethylene; **LDPE** = Low Density Polyethylene; **PP** = Polypropylene; **S** = Silicone; **T** = Teflon; **O** = Other (Specify)

SAMPLING EQUIPMENT CODES: APP = After (Through) Peristaltic Pump; **B** = Bailer; **BP** = Bladder Pump; **ESP** = Electric Submersible Pump; **SS ESP** = Stainless Steel Electric Submersible Pump; **RFPP** = Reverse Flow Peristaltic Pump; **SM** = Straw Method (Tubing Gravity Drain); **O** = Other (Specify)

WELL CAPACITY (Gallons Per Foot): 0.75" = 0.02; 1" = 0.04; 1.25" = 0.06; 2" = 0.16; 3" = 0.37; 4" = 0.65; 5" = 1.02; 6" = 1.47; 12" = 5.88

TUBING INSIDE DIA. CAPACITY (Gal./Ft.): 1/8" = 0.0006; 3/16" = 0.0014; 1/4" = 0.0026; 5/16" = 0.004; 3/8" = 0.006; 1/2" = 0.010; 5/8" = 0.016

NOTES: 1. The above do not constitute all of the information required by Chapter 62-160, F.A.C.

2. STABILIZATION CRITERIA FOR RANGE OF VARIATION OF LAST THREE CONSECUTIVE READINGS (SEE FS 2212, SECTION 3)

pH: ± 0.2 units **Temperature:** ± 0.2 °C **Specific Conductance**: ± 5% **Dissolved Oxygen:** all readings ≤ 20% saturation (see Table FS 2200-2); optionally, ± 0.2 mg/L or ± 10% (whichever is greater) **Turbidity:** all readings ≤ 20 NTU; optionally ± 5 NTU or ± 10% (whichever is greater)

ITS Revision 1.0 Date: 11/06/19

IDEAL TECH SERVICES, INC. GROUNDWATER SAMPLE LOG

Site Name: Angelo's Aggregate Materials, LTD Enterprise Class III Landfill	Site Location: Pasco County, Florida	
Well No: **MW-22A**	WACS Well Number: 30532	Date: 3/24/20

Purging Data

Well Diameter (inches):	Tubing Diameter (inches):	Well Screen Interval (ft):	Static Depth to Water (ft):	Purge Pump Type:
2	0.375	31 to 41	26.66	SS ESP

Well Volume Purge: 1 Well Volume = (Total Well Depth - Static Depth To Water) * Well Capacity (gal/ft)

= (41.21 Feet - 26.66 Feet) * 0.16 Gallons/Ft= Gallons

Equipment Volume Purge: 1 Equipment Vol. = Pump Volume + (Tubing Capacity * Tubing Length) + Flow Cell Volume (FCV)

Gallons + (0.006 Gallons/Ft * 41 Feet) + 0.032 FCV = 0.278 Gallons

Initial Pump or Tubing Depth In Well (ft):	Final Pump or Tubing Depth In Well (ft):	Purging Initiated At:	Purging Ended At:	Total Volume Purged (gal):
36.00	36.00	1250	1312	2.42

Time	Volume Purged (gallons)	Total Volume Purged (gallons)	Purge Rate (gpm)	Depth to Water (feet)	pH (standard units)	Temp (°C)	COND (µS/cm)	Dissolved Oxygen (mg/L)	Turbidity (NTUs)	COLOR (describe)	ODOR (describe)
1308	1.98	1.98	.11	27.94	6.67	25.4	233.5	3.39	12.80	none	none
1310	0.22	2.20	.11	27.94	6.64	25.6	231.9	3.27	9.10	none	none
1312	0.22	2.42	.11	27.94	6.62	25.6	229.2	3.31	7.00	none	none

SAMPLING DATA

Sampled By: Ideal Tech Services, Inc. Chris Monaco or Louis Contento	Signature:	Sampling Initiated At: 1312	Sampling Ended At: 1321
Pump or Tubing Depth in Well (ft): 36.00	Tubing Material Code: PE	Field Filtered: ☐ ☑ Filtration Equipment Type: polyethersulphone	Filter Size: (µm)
Field Decontamination Pump: ☑ ☐	Tubing Replaced: ☑ ☐	Duplicate: ☐ ☑	

Sample Container Specifications				Sample Preservation (including wet ice)			Intended Analysis and/or Method	Sampling Equipment Code	Sample Flow Rate (milliliters per minute)
Sample ID Code	# Containers	Material Code	Volume	Preservative	Total Volume Added In Field	Final pH			
MW-22A	3	CG	40 mL	HCl	None	Not Required	8260 (App. 1 FL)	SS ESP	100
MW-22A	2	CG	40 mL	4°C	None	Not Required	8011	SS ESP	100
MW-22A	1	PE	250 mL	4°C	None	Not Required	Chloride, Nitrate, TDS	SS ESP	416
MW-22A	1	PE	250 mL	H_2SO_4	None	<2	Ammonia	SS ESP	416
MW-22A	1	PE	250 mL	HNO_3	None	<2	Metals	SS ESP	416

Remarks:

ORP= 97.7

MATERIAL CODES: AG = Amber Glass; **CG** = Clear Glass; **HDPE** = High Density Polyethylene; **LDPE** = Low Density Polyethylene; **PP** = Polypropylene; **S** = Silicone; **T** = Teflon; **O** = Other (Specify)

SAMPLING EQUIPMENT CODES: APP = After (Through) Peristaltic Pump; **B** = Bailer; **BP** = Bladder Pump; **ESP** = Electric Submersible Pump; **SS ESP** = Stainless Steel Electric Submersible Pump; **RFPP** = Reverse Flow Peristaltic Pump; **SM** = Straw Method (Tubing Gravity Drain); **O** = Other (Specify)

WELL CAPACITY (Gallons Per Foot): 0.75" = 0.02; 1" = 0.04; 1.25" = 0.06; 2" = 0.16; 3" = 0.37; 4" = 0.65; 5" = 1.02; 6" = 1.47; 12" = 5.88

TUBING INSIDE DIA. CAPACITY (Gal./Ft.): 1/8" = 0.0006; 3/16" = 0.0014; 1/4" = 0.0026; 5/16" = 0.004; 3/8" = 0.006; 1/2" = 0.010; 5/8" = 0.016

NOTES: 1. The above do not constitute all of the information required by Chapter 62-160, F.A.C.

2. STABILIZATION CRITERIA FOR RANGE OF VARIATION OF LAST THREE CONSECUTIVE READINGS (SEE FS 2212, SECTION 3)

pH: ± 0.2 units **Temperature:** ± 0.2 °C **Specific Conductance**: ± 5% **Dissolved Oxygen:** all readings ≤ 20% saturation (see Table FS 2200-2); optionally, ± 0.2 mg/L or ± 10% (whichever is greater) **Turbidity:** all readings ≤ 20 NTU; optionally ± 5 NTU or ± 10% (whichever is greater)

ITS Revision 1.0 Date: 11/06/19

IDEAL TECH SERVICES, INC. GROUNDWATER SAMPLE LOG

Site Name: Angelo's Aggregate Materials, LTD Enterprise Class III Landfill	Site Location: Pasco County, Florida	
Well No: **MW-22B**	WACS Well Number: 30533	Date: 3/24/20

Purging Data

Well Diameter (inches):	Tubing Diameter (inches):	Well Screen Interval (ft):	Static Depth to Water (ft):	Purge Pump Type:
2	0.375	84 to 94	27.14	SS ESP

Well Volume Purge: 1 Well Volume = (Total Well Depth - Static Depth To Water) * Well Capacity (gal/ft)

= (94.20 Feet - 27.14 Feet) * 0.16 Gallons/Ft= Gallons

Equipment Volume Purge: 1 Equipment Vol. = Pump Volume + (Tubing Capacity * Tubing Length) + Flow Cell Volume (FCV)

Gallons + (0.006 Gallons/Ft * 95 Feet) + 0.032 FCV = 0.602 Gallons

Initial Pump or Tubing Depth In Well (ft):	Final Pump or Tubing Depth In Well (ft):	Purging Initiated At:	Purging Ended At:	Total Volume Purged (gal):
89.00	89.00	1209	1234	6.25

Time	Volume Purged (gallons)	Total Volume Purged (gallons)	Purge Rate (gpm)	Depth to Water (feet)	pH (standard units)	Temp (°C)	COND (µS/cm)	Dissolved Oxygen (mg/L)	Turbidity (NTUs)	COLOR (describe)	ODOR (describe)
1228	4.75	4.75	.25	27.21	7.74	24.3	239.5	3.22	17.70	none	none
1231	0.75	5.50	.25	27.21	7.74	24.2	239.9	3.25	14.50	none	none
1234	0.75	6.25	.25	27.21	7.71	24.1	241.4	3.23	12.90	none	none

SAMPLING DATA

Sampled By: Ideal Tech Services, Inc. Chris Monaco or Louis Contento	Signature:	Sampling Initiated At: 1234	Sampling Ended At: 1241
Pump or Tubing Depth in Well (ft): 89.00	Tubing Material Code: PE	Field Filtered: ☐ ☑ Filtration Equipment Type: polyethersulphone	Filter Size: (µm)
Field Decontamination Pump: ☑ ☐	Tubing Replaced: ☑ ☐	Duplicate: ☐ ☑	

Sample Container Specifications				Sample Preservation (including wet ice)			Intended Analysis and/or Method	Sampling Equipment Code	Sample Flow Rate (milliliters per minute)
Sample ID Code	# Containers	Material Code	Volume	Preservative	Total Volume Added In Field	Final pH			
MW-22B	3	CG	40 mL	HCl	None	Not Required	8260 (App. 1 FL)	SS ESP	100
MW-22B	2	CG	40 mL	4°C	None	Not Required	8011	SS ESP	100
MW-22B	1	PE	250 mL	4°C	None	Not Required	Chloride, Nitrate, TDS	SS ESP	946
MW-22B	1	PE	250 mL	H_2SO_4	None	<2	Ammonia	SS ESP	946
MW-22B	1	PE	250 mL	HNO_3	None	<2	Metals	SS ESP	946

Remarks:

ORP= 50.4

MATERIAL CODES: AG = Amber Glass; **CG** = Clear Glass; **HDPE** = High Density Polyethylene; **LDPE** = Low Density Polyethylene; **PP** = Polypropylene; **S** = Silicone; **T** = Teflon; **O** = Other (Specify)

SAMPLING EQUIPMENT CODES: APP = After (Through) Peristaltic Pump; **B** = Bailer; **BP** = Bladder Pump; **ESP** = Electric Submersible Pump; **SS ESP** = Stainless Steel Electric Submersible Pump; **RFPP** = Reverse Flow Peristaltic Pump; **SM** = Straw Method (Tubing Gravity Drain); **O** = Other (Specify)

WELL CAPACITY (Gallons Per Foot): 0.75" = 0.02; 1" = 0.04; 1.25" = 0.06; 2" = 0.16; 3" = 0.37; 4" = 0.65; 5" = 1.02; 6" = 1.47; 12" = 5.88

TUBING INSIDE DIA. CAPACITY (Gal./Ft.): 1/8" = 0.0006; 3/16" = 0.0014; 1/4" = 0.0026; 5/16" = 0.004; 3/8" = 0.006; 1/2" = 0.010; 5/8" = 0.016

NOTES: 1. The above do not constitute all of the information required by Chapter 62-160, F.A.C.

2. STABILIZATION CRITERIA FOR RANGE OF VARIATION OF LAST THREE CONSECUTIVE READINGS (SEE FS 2212, SECTION 3)

pH: ± 0.2 units **Temperature:** ± 0.2 °C **Specific Conductance**: ± 5% **Dissolved Oxygen:** all readings ≤ 20% saturation (see Table FS 2200-2); optionally, ± 0.2 mg/L or ± 10% (whichever is greater) **Turbidity:** all readings ≤ 20 NTU; optionally ± 5 NTU or ± 10% (whichever is greater)

ITS Revision 1.0 Date: 11/06/19

IDEAL TECH SERVICES, INC. GROUNDWATER SAMPLE LOG

Site Name: Angelo's Aggregate Materials, LTD Enterprise Class III Landfill	Site Location: Pasco County, Florida	
Well No: **MW-23B**	WACS Well Number: 30535	Date: 3/24/20

Purging Data

Well Diameter (inches):	Tubing Diameter (inches):	Well Screen Interval (ft):	Static Depth to Water (ft):	Purge Pump Type:
2	0.375	29 to 49	26.70	SS ESP

Well Volume Purge: 1 Well Volume = (Total Well Depth - Static Depth To Water) * Well Capacity (gal/ft)

= (49.30 Feet - 26.70 Feet) * 0.16 Gallons/Ft= 3.62 Gallons

Equipment Volume Purge: 1 Equipment Vol. = Pump Volume + (Tubing Capacity * Tubing Length) + Flow Cell Volume (FCV)

Gallons + (0.006 Gallons/Ft * Feet) + 0.032 FCV = Gallons

Initial Pump or Tubing Depth In Well (ft):	Final Pump or Tubing Depth In Well (ft):	Purging Initiated At:	Purging Ended At:	Total Volume Purged (gal):
27.50	27.50	1122	1122	6.40

Time	Volume Purged (gallons)	Total Volume Purged (gallons)	Purge Rate (gpm)	Depth to Water (feet)	pH (standard units)	Temp (°C)	COND (µS/cm)	Dissolved Oxygen (mg/L)	Turbidity (NTUs)	COLOR (describe)	ODOR (describe)
1132	4.00	4.00	.40	26.98	6.67	25.6	665	3.44	2.00	none	none
1135	1.20	5.20	.40	26.98	6.67	25.6	665	3.41	1.40	none	none
1138	1.20	6.40	.40	26.98	6.67	25.5	664	3.41	1.30	none	none

SAMPLING DATA

Sampled By: Ideal Tech Services, Inc. Chris Monaco or Louis Contento	Signature:	Sampling Initiated At: 1138	Sampling Ended At: 1145
Pump or Tubing Depth in Well (ft): 27.50	Tubing Material Code: PE	Field Filtered: ☐ ☑ [redacted] Filtration Equipment Type: polyethersulphone	Filter Size: (µm)
Field Decontamination Pump: ☑ ☐ [redacted]	Tubing Replaced: ☑ ☐ [redacted]	plicate: ☐ ☑ [redacted]	

Sample Container Specifications				Sample Preservation (including wet ice)			Intended Analysis and/or Method	Sampling Equipment Code	Sample Flow Rate (milliliters per minute)
Sample ID Code	# Containers	Material Code	Volume	Preservative	Total Volume Added In Field	Final pH			
MW-23B	3	CG	40 mL	HCl	None	Not Required	8260 (App. 1 FL)	SS ESP	100
MW-23B	2	CG	40 mL	4°C	None	Not Required	8011	SS ESP	100
MW-23B	1	PE	250 mL	4°C	None	Not Required	Chloride, Nitrate, TDS	SS ESP	1514
MW-23B	1	PE	250 mL	H_2SO_4	None	<2	Ammonia	SS ESP	1514
MW-23B	1	PE	250 mL	HNO_3	None	<2	Metals	SS ESP	1514

Remarks:

ORP= 115.1

MATERIAL CODES: AG = Amber Glass; **CG** = Clear Glass; **HDPE** = High Density Polyethylene; **LDPE** = Low Density Polyethylene; **PP** = Polypropylene; **S** = Silicone; **T** = Teflon; **O** = Other (Specify)

SAMPLING EQUIPMENT CODES: APP = After (Through) Peristaltic Pump; **B** = Bailer; **BP** = Bladder Pump; **ESP** = Electric Submersible Pump; **SS ESP** = Stainless Steel Electric Submersible Pump; **RFPP** = Reverse Flow Peristaltic Pump; **SM** = Straw Method (Tubing Gravity Drain); **O** = Other (Specify)

WELL CAPACITY (Gallons Per Foot): 0.75" = 0.02; 1" = 0.04; 1.25" = 0.06; 2" = 0.16; 3" = 0.37; 4" = 0.65; 5" = 1.02; 6" = 1.47; 12" = 5.88

TUBING INSIDE DIA. CAPACITY (Gal./Ft.): 1/8" = 0.0006; 3/16" = 0.0014; 1/4" = 0.0026; 5/16" = 0.004; 3/8" = 0.006; 1/2" = 0.010; 5/8" = 0.016

NOTES: 1. The above do not constitute all of the information required by Chapter 62-160, F.A.C.

2. STABILIZATION CRITERIA FOR RANGE OF VARIATION OF LAST THREE CONSECUTIVE READINGS (SEE FS 2212, SECTION 3)

pH: ± 0.2 units **Temperature:** ± 0.2 °C **Specific Conductance**: ± 5% **Dissolved Oxygen:** all readings ≤ 20% saturation (see Table FS 2200-2); optionally, ± 0.2 mg/L or ± 10% (whichever is greater) **Turbidity:** all readings ≤ 20 NTU; optionally ± 5 NTU or ± 10% (whichever is greater)

ITS Revision 1.0 Date: 11/06/19

IDEAL TECH SERVICES, INC. GROUNDWATER SAMPLE LOG

Site Name: Angelo's Aggregate Materials, LTD Enterprise Class III Landfill	Site Location: Pasco County, Florida	
Well No: **MW-24A**	WACS Well Number: 30607	Date: 3/24/20

Purging Data

Well Diameter (inches):	Tubing Diameter (inches):	Well Screen Interval (ft):	Static Depth to Water (ft):	Purge Pump Type:
2	0.375	23 to 43	25.04	SS ESP

Well Volume Purge: 1 Well Volume = (Total Well Depth - Static Depth To Water) * Well Capacity (gal/ft)

= (43.75 Feet - 25.04 Feet) * 0.16 Gallons/Ft= 2.99 Gallons

Equipment Volume Purge: 1 Equipment Vol. = Pump Volume + (Tubing Capacity * Tubing Length) + Flow Cell Volume (FCV)

Gallons + (0.006 Gallons/Ft * Feet) + 0.032 FCV = Gallons

Initial Pump or Tubing Depth In Well (ft):	Final Pump or Tubing Depth In Well (ft):	Purging Initiated At:	Purging Ended At:	Total Volume Purged (gal):
29.00	29.00	1434	1515	6.15

Time	Volume Purged (gallons)	Total Volume Purged (gallons)	Purge Rate (gpm)	Depth to Water (feet)	pH (standard units)	Temp (°C)	COND (µS/cm)	Dissolved Oxygen (mg/L)	Turbidity (NTUs)	COLOR (describe)	ODOR (describe)
1511	5.55	5.55	.15	28.74	4.83	25.6	55.0	6.23	16.40	none	none
1513	0.30	5.85	.15	28.74	4.81	25.6	54.8	6.30	12.80	none	none
1515	0.30	6.15	.15	28.74	4.78	25.5	54.9	6.21	10.80	none	none

SAMPLING DATA

Sampled By: Ideal Tech Services, Inc. Chris Monaco or Louis Contento	Signature:	Sampling Initiated At: 1515	Sampling Ended At: 1523
Pump or Tubing Depth in Well (ft): 29.00	Tubing Material Code: PE	Field Filtered: ☐ ☑ Filtration Equipment Type: polyethersulphone	Filter Size: (µm)
Field Decontamination Pump: ☑ ☐	Tubing Replaced: ☑ ☐	Duplicate: ☐ ☑	

Sample Container Specifications				Sample Preservation (including wet ice)			Intended Analysis and/or Method	Sampling Equipment Code	Sample Flow Rate (milliliters per minute)
Sample ID Code	# Containers	Material Code	Volume	Preservative	Total Volume Added In Field	Final pH			
MW-24A	3	CG	40 mL	HCl	None	Not Required	8260 (App. 1 FL)	SS ESP	100
MW-24A	2	CG	40 mL	4°C	None	Not Required	8011	SS ESP	100
MW-24A	1	PE	250 mL	4°C	None	Not Required	Chloride, Nitrate, TDS	SS ESP	568
MW-24A	1	PE	250 mL	H_2SO_4	None	<2	Ammonia	SS ESP	568
MW-24A	1	PE	250 mL	HNO_3	None	<2	Metals	SS ESP	568

Remarks: 8.80 NTU @ metals

ORP= 297.7

MATERIAL CODES: AG = Amber Glass; **CG** = Clear Glass; **HDPE** = High Density Polyethylene; **LDPE** = Low Density Polyethylene; **PP** = Polypropylene; **S** = Silicone; **T** = Teflon; **O** = Other (Specify)

SAMPLING EQUIPMENT CODES: APP = After (Through) Peristaltic Pump; **B** = Bailer; **BP** = Bladder Pump; **ESP** = Electric Submersible Pump; **SS ESP** = Stainless Steel Electric Submersible Pump; **RFPP** = Reverse Flow Peristaltic Pump; **SM** = Straw Method (Tubing Gravity Drain); **O** = Other (Specify)

WELL CAPACITY (Gallons Per Foot): 0.75" = 0.02; 1" = 0.04; 1.25" = 0.06; 2" = 0.16; 3" = 0.37; 4" = 0.65; 5" = 1.02; 6" = 1.47; 12" = 5.88

TUBING INSIDE DIA. CAPACITY (Gal./Ft.): 1/8" = 0.0006; 3/16" = 0.0014; 1/4" = 0.0026; 5/16" = 0.004; 3/8" = 0.006; 1/2" = 0.010; 5/8" = 0.016

NOTES: 1. The above do not constitute all of the information required by Chapter 62-160, F.A.C.

2. STABILIZATION CRITERIA FOR RANGE OF VARIATION OF LAST THREE CONSECUTIVE READINGS (SEE FS 2212, SECTION 3)

pH: ± 0.2 units **Temperature:** ± 0.2 °C **Specific Conductance**: ± 5% **Dissolved Oxygen:** all readings ≤ 20% saturation (see Table FS 2200-2); optionally, ± 0.2 mg/L or ± 10% (whichever is greater) **Turbidity:** all readings ≤ 20 NTU; optionally ± 5 NTU or ± 10% (whichever is greater)

ITS Revision 1.0 Date: 11/06/19

IDEAL TECH SERVICES, INC. GROUNDWATER SAMPLE LOG

Site Name: Angelo's Aggregate Materials, LTD Enterprise Class III Landfill	Site Location: Pasco County, Florida	
Well No: **MW-24B**	WACS Well Number: 30608	Date: 3/24/20

Purging Data

Well Diameter (inches):	Tubing Diameter (inches):	Well Screen Interval (ft):	Static Depth to Water (ft):	Purge Pump Type:
2	0.375	84 to 94	25.45	SS ESP

Well Volume Purge: 1 Well Volume = (Total Well Depth - Static Depth To Water) * Well Capacity (gal/ft)

= (94.11 Feet - 25.45 Feet) * 0.16 Gallons/Ft= Gallons

Equipment Volume Purge: 1 Equipment Vol. = Pump Volume + (Tubing Capacity * Tubing Length) + Flow Cell Volume (FCV)

Gallons + (0.006 Gallons/Ft * 97 Feet) + 0.032 FCV = 0.614 Gallons

Initial Pump or Tubing Depth In Well (ft):	Final Pump or Tubing Depth In Well (ft):	Purging Initiated At:	Purging Ended At:	Total Volume Purged (gal):
89.00	89.00	1405	1421	2.72

Time	Volume Purged (gallons)	Total Volume Purged (gallons)	Purge Rate (gpm)	Depth to Water (feet)	pH (standard units)	Temp (°C)	COND (µS/cm)	Dissolved Oxygen (mg/L)	Turbidity (NTUs)	COLOR (describe)	ODOR (describe)
1417	2.04	2.04	.17	26.09	7.72	24.7	248.3	3.04	14.00	none	none
1419	0.34	2.38	.17	26.09	7.73	24.7	245.5	3.16	8.00	none	none
1421	0.34	2.72	.17	26.09	7.74	24.7	242.2	3.35	6.30	none	none

SAMPLING DATA

Sampled By: Ideal Tech Services, Inc. Chris Monaco or Louis Contento	Signature:	Sampling Initiated At: 1421	Sampling Ended At: 1429
Pump or Tubing Depth in Well (ft): 89.00	Tubing Material Code: PE	Field Filtered: ☐ ☑ Filtration Equipment Type: polyethersulphone	Filter Size: (µm)
Field Decontamination Pump: ☑ ☐	Tubing Replaced: ☑ ☐	Duplicate: ☐ ☑	

Sample Container Specifications				Sample Preservation (including wet ice)			Intended Analysis and/or Method	Sampling Equipment Code	Sample Flow Rate (milliliters per minute)
Sample ID Code	# Containers	Material Code	Volume	Preservative	Total Volume Added In Field	Final pH			
MW-24B	3	CG	40 mL	HCl	None	Not Required	8260 (App. 1 FL)	SS ESP	100
MW-24B	2	CG	40 mL	4°C	None	Not Required	8011	SS ESP	100
MW-24B	1	PE	250 mL	4°C	None	Not Required	Chloride, Nitrate, TDS	SS ESP	644
MW-24B	1	PE	250 mL	H_2SO_4	None	<2	Ammonia	SS ESP	644
MW-24B	1	PE	250 mL	HNO_3	None	<2	Metals	SS ESP	644

Remarks:

ORP= 52.4

MATERIAL CODES: AG = Amber Glass; **CG** = Clear Glass; **HDPE** = High Density Polyethylene; **LDPE** = Low Density Polyethylene; **PP** = Polypropylene; **S** = Silicone; **T** = Teflon; **O** = Other (Specify)

SAMPLING EQUIPMENT CODES: APP = After (Through) Peristaltic Pump; **B** = Bailer; **BP** = Bladder Pump; **ESP** = Electric Submersible Pump; **SS ESP** = Stainless Steel Electric Submersible Pump; **RFPP** = Reverse Flow Peristaltic Pump; **SM** = Straw Method (Tubing Gravity Drain); **O** = Other (Specify)

WELL CAPACITY (Gallons Per Foot): 0.75" = 0.02; 1" = 0.04; 1.25" = 0.06; 2" = 0.16; 3" = 0.37; 4" = 0.65; 5" = 1.02; 6" = 1.47; 12" = 5.88

TUBING INSIDE DIA. CAPACITY (Gal./Ft.): 1/8" = 0.0006; 3/16" = 0.0014; 1/4" = 0.0026; 5/16" = 0.004; 3/8" = 0.006; 1/2" = 0.010; 5/8" = 0.016

NOTES: 1. The above do not constitute all of the information required by Chapter 62-160, F.A.C.

2. STABILIZATION CRITERIA FOR RANGE OF VARIATION OF LAST THREE CONSECUTIVE READINGS (SEE FS 2212, SECTION 3)

pH: ± 0.2 units **Temperature:** ± 0.2 °C **Specific Conductance**: ± 5% **Dissolved Oxygen:** all readings ≤ 20% saturation (see Table FS 2200-2); optionally, ± 0.2 mg/L or ± 10% (whichever is greater) **Turbidity:** all readings ≤ 20 NTU; optionally ± 5 NTU or ± 10% (whichever is greater)

ITS Revision 1.0 Date: 11/06/19

IDEAL TECH SERVICES, INC. GROUNDWATER SAMPLE LOG

Site Name: Angelo's Aggregate Materials, LTD Enterprise Class III Landfill	Site Location: Pasco County, Florida	
Well No: **Supply Well**	WACS Well Number: 21326	Date: 3/23/20

Purging Data

Well Diameter (inches):	Tubing Diameter (inches):	Well Screen Interval (ft):	Static Depth to Water (ft):	Purge Pump Type:
6	0.375	unknown to unknown	NM	in place plumbing

Well Volume Purge: 1 Well Volume = (Total Well Depth - Static Depth To Water) * Well Capacity (gal/ft)

= (Feet - NM Feet) * 0.16 Gallons/Ft= Gallons

Equipment Volume Purge: 1 Equipment Vol. = Pump Volume + (Tubing Capacity * Tubing Length) + Flow Cell Volume (FCV)

Gallons + (Gallons/Ft * Feet) + 0.032 FCV = Gallons

Initial Pump or Tubing Depth In Well (ft):	Final Pump or Tubing Depth In Well (ft):	Purging Initiated At:	Purging Ended At:	Total Volume Purged (gal):
In place plumbing	In place plumbing	1630	1639	13.50

Time	Volume Purged (gallons)	Total Volume Purged (gallons)	Purge Rate (gpm)	Depth to Water (feet)	pH (standard units)	Temp (°C)	COND (µS/cm)	Dissolved Oxygen (mg/L)	Turbidity (NTUs)	COLOR (describe)	ODOR (describe)
1635	7.50	7.50	1.50	In	7.01	24.9	429.7	.04	1.40	none	none
1637	3.00	10.50	1.50	Place	7.00	24.9	430.0	.04	1.30	none	none
1639	3.00	13.50	1.50	Plumbing	7.00	24.9	430.4	.03	1.30	none	none

SAMPLING DATA

Sampled By: Ideal Tech Services, Inc. Chris Monaco or Louis Contento	Signature:	Sampling Initiated At: 1639	Sampling Ended At: 1646
Pump or Tubing Depth in Well (ft): In place plumbing	Tubing Material Code: PE	Field Filtered: ☐ ☑ Filtration Equipment Type: polyethersulphone	Filter Size: (µm)
Field Decontamination Pump: ☑ ☐	Tubing Replaced: ☑ ☐	Duplicate: ☐ ☑	

Sample Container Specifications				Sample Preservation (including wet ice)			Intended Analysis and/or Method	Sampling Equipment Code	Sample Flow Rate (milliliters per minute)
Sample ID Code	# Containers	Material Code	Volume	Preservative	Total Volume Added In Field	Final pH			
Supply Well	3	CG	40 mL	HCl	None	Not Required	8260 (App. 1 FL)	in place plumbing	100
Supply Well	2	CG	40 mL	4°C	None	Not Required	8011	in place plumbing	100
Supply Well	1	PE	250 mL	4°C	None	Not Required	Chloride, Nitrate, TDS	in place plumbing	5678
Supply Well	1	PE	250 mL	H_2SO_4	None	<2	Ammonia	in place plumbing	5678
Supply Well	1	PE	250 mL	HNO_3	None	<2	Metals	in place plumbing	5678

Remarks:

ORP= -3.4

MATERIAL CODES: AG = Amber Glass; **CG** = Clear Glass; **HDPE** = High Density Polyethylene; **LDPE** = Low Density Polyethylene; **PP** = Polypropylene; **S** = Silicone; **T** = Teflon; **O** = Other (Specify)

SAMPLING EQUIPMENT CODES: APP = After (Through) Peristaltic Pump; **B** = Bailer; **BP** = Bladder Pump; **ESP** = Electric Submersible Pump; **SS ESP** = Stainless Steel Electric Submersible Pump; **RFPP** = Reverse Flow Peristaltic Pump; **SM** = Straw Method (Tubing Gravity Drain); **O** = Other (Specify)

WELL CAPACITY (Gallons Per Foot): 0.75" = 0.02; 1" = 0.04; 1.25" = 0.06; 2" = 0.16; 3" = 0.37; 4" = 0.65; 5" = 1.02; 6" = 1.47; 12" = 5.88

TUBING INSIDE DIA. CAPACITY (Gal./Ft.): 1/8" = 0.0006; 3/16" = 0.0014; 1/4" = 0.0026; 5/16" = 0.004; 3/8" = 0.006; 1/2" = 0.010; 5/8" = 0.016

NOTES: 1. The above do not constitute all of the information required by Chapter 62-160, F.A.C.

2. STABILIZATION CRITERIA FOR RANGE OF VARIATION OF LAST THREE CONSECUTIVE READINGS (SEE FS 2212, SECTION 3)

pH: ± 0.2 units **Temperature:** ± 0.2 °C **Specific Conductance**: ± 5% **Dissolved Oxygen:** all readings ≤ 20% saturation (see Table FS 2200-2); optionally, ± 0.2 mg/L or ± 10% (whichever is greater) **Turbidity:** all readings ≤ 20 NTU; optionally ± 5 NTU or ± 10% (whichever is greater)

ITS Revision 1.0 Date: 11/06/19

CALIBRATION LOG

ITS Work Order Number: ARM-ELF-61-032320

CLIENT: Angelo's Recycled Materials
ADDRESS: 41111 Enterprise Road
CITY, STATE: Dade City, FL 33525-1539
INITIAL CAL DATE @ TIME: 3/23/20 @ 0820

Site: Angelo's Recycled Materials / Enterprise
CCV CALIBRATION DATE @ TIME: 3/24/20 @ 0745

YSI Multi Parameter Meter: YSI-PRO+ ITS #4

pH Sensor Per DEP-SOP-001/01 FT 1100

STANDARD Standard Units	METER READING INITIAL	ICV (± 0.2 SU)	CCV (± 0.2 SU)	LOT NUMBER	EXP DATE
4.005	3.99	3.99	4.02	CC641962	Sep-21
7.000	7.00	7.00	6.99	CC630456	Jul-21
10.012	10.01	10.01	10.01	CC596051	Dec-20
Liquid Temp °C	24.2	24.5	22.0	Standards prepared by USA Blue Book	

Dissolved Oxygen Sensor Per DEP-SOP-001/01 FT 1500

Initial Calibration and CCV Daily for D.O. Date: 3/23/20

STANDARD (mg/L)	METER READING INITIAL	CCV (± 0.3 mg/L)	LOT NUMBER	EXPIRATION DATE
Barometer mm/Hg	763.9	762.6	No CCV Limit	
0.00	.05	.05	9GL483	Dec-20
Ambient Air Temperature				
23.8 °C	8.49			
25.2 °C		8.24		

Zero D.O. standard is Sodium Sulfite, Cobalt Chloride Hexahydrate, Water prepared by USA Blue Book. Limit is ± 0.3 mg/L of theoretical value (see Table FT 1500-1)

Start: 3/2320 **ORP Sensor Per DEP-SOP-001/01 FT 2100** **End: 3/23/20**

STANDARD (mV)	METER READING INITIAL	CCV	LOT NUMBER	EXPIRATION DATE
200	200.0	199.3	9GE744	Feb-20
400	400.0	400.0	9GC215	Mar-20

Standard is ORP solution, prepared by USA Blue Book. Cal Limit is ± 5% @ 25° C

Conductivity Sensor Per DEP-SOP-001/01 FT 1200

STANDARD µmhos/cm	METER READING INITIAL	CCV (± 5%)	LOT NUMBER	EXPIRATION DATE
8,974	NM	NM	9GC039	Mar-20
2,764	2,764	2,735	9GI321	Sep-20
84	89	90	9GE1127	May-20

Standards prepared by USA Blue Book. All standards are potassium chloride solutions.

YSI Temperature Sensor Check Per DEP-SOP-001/01 FT 1400

STANDARD °C ERTCO Thermometer ± .5 °C		YSI METER TEMP READING °C LOW	HIGH	METER NUMBER	DATE PERFORMED (Quarterly)
LOW	5.80	5.82		ITS YSI #2	02/08/20
HIGH	29.40		29.43	ITS YSI #2	02/08/20
LOW	5.80	5.80		ITS YSI #4	02/08/20
HIGH	30.40		30.40	ITS YSI #4	02/08/20

Thermometer is N.I.S.T. certified and manufactured by ERTCO, S/N 2206. YSI is checked against ERTCO once per quarter

Fluke Infrared Thermoneter S.N. 1370781 | Certified By Aqua Pure Once Per Year 1/25/19 | +0.1°C

HF SCIENTIFIC DRT-15CE TURBIDITY METER - MODEL # 19057 DRT - 15CE Per DEP-SOP-001/01 FT 1600 ITSNTU # 1

STANDARD (ntu)	METER READING INITIAL	CCV	CCV Acceptance % of standard value	
1000	NM	NM	± 5.0%	
100	100	100	± 6.5%	
10	10	10	± 10%	
0.02	.02	.02	± 10%	

Nephelometric Turbidity Unit (NTU) Standards are prepared by Primetime, Set# 39071, Lot# 80516 EXP: May / 2020. 10 standard Lot # 90102 Exp: Jan 2021. 100 standard Lot# 90104 Exp: 2021

HACH POCKET COLORIMETER II S/N 06070D052733

STANDARD ID	BLANK	1	2	3
MFGR VALUE mg/L	0.00	.21	0.90	1.61
VERIFIED VALUE mg/L	0.00	.19	.93	1.59
CCV METER mg/L (± 10%)	NM	NM	NM	NM

Standard is HACH DPD Chlorine LR secondary GEL Standard. Lot A5318 Verified 03/02/20

Remarks:

Weather Conditions: sunny slight breeze 80°F

Equipment Blank with D.I. water

Zephyrhills brand Lot #021820049WF2331226BB

Exp Date 08/31/21

Equipment Blank Collected @

Notes: **NA** - **N**ot **A**pplicable, **NM** - **N**ot **M**easured, **ICV** - **I**nitial **C**alibration **V**erification, **CCV** - **C**ontinuing **C**alibration **V**erification Revision 8.70 3/09/2020 calibration standard update

All equipment used to obtain data at this site is owned, operated, and maintained by Ideal Tech Services Inc., unless otherwise noted. All equipment was purchased new from the manufacturers or authorized distributors. Preventative maintenance will be performed at the intervals specified by the manufacturer of each piece of equipment, or when equipment calibration results are out of tolerance. Equipment maintenance logs will be maintained by Ideal Tech Services Inc.

COPY TO: John Arnold, P.E.

SIGNED:

Chris Monaco or Louis Contento

CALIBRATION LOG

ITS Work Order Number: ARM-ELF-61-032320

CLIENT: Angelo's Recycled Materials
ADDRESS: 41111 Enterprise Road
CITY, STATE: Dade City, FL 33525-1539
INITIAL CAL DATE @ TIME: 3/23/20 @ 0820

Site: Angelo's Recycled Materials / Enterprise
CCV CALIBRATION DATE @ TIME: 3/25/20 @ 0705

YSI Multi Parameter Meter: YSI-PRO+ ITS #4

pH Sensor Per DEP-SOP-001/01 FT 1100

STANDARD Standard Units	METER READING INITIAL	ICV (± 0.2 SU)	CCV (± 0.2 SU)	LOT NUMBER	EXP DATE
4.005	3.99	3.99	4.04	CC641962	Sep-21
7.000	7.00	7.00	6.97	CC630456	Jul-21
10.012	10.01	10.01	10.03	CC596051	Dec-20
Liquid Temp °C	24.2	24.5	23.8	Standards prepared by USA Blue Book	

Dissolved Oxygen Sensor Per DEP-SOP-001/01 FT 1500

Initial Calibration and CCV Daily for D.O. Date: 3/24/20

STANDARD (mg/L)	METER READING INITIAL	CCV (± 0.3 mg/L)	LOT NUMBER	EXPIRATION DATE
Barometer mm/Hg	762.0	759.6	No CCV Limit	
0.00	.05	.04	9GL483	Dec-20
Ambient Air Temperature				
22.8 °C	8.63			
27.6 °C		7.86		

Zero D.O. standard is Sodium Sulfite, Cobalt Chloride Hexahydrate, Water prepared by USA Blue Book. Limit is ± 0.3 mg/L of theoretical value (see Table FT 1500-1)

Start: 3/24/20 **ORP Sensor Per DEP-SOP-001/01 FT 2100** **End: 3/24/20**

STANDARD (mV)	METER READING INITIAL	CCV	LOT NUMBER	EXPIRATION DATE
200	200.0	199.2	9GE744	Feb-20
400	400.0	399.8	9GC215	Mar-20

Standard is ORP solution, prepared by USA Blue Book. Cal Limit is ± 5% @ 25° C

Conductivity Sensor Per DEP-SOP-001/01 FT 1200

STANDARD µmhos/cm	METER READING INITIAL	CCV (± 5%)	LOT NUMBER	EXPIRATION DATE
8,974	NM	NM	9GC039	Mar-20
2,764	2,764	2,755	9GI321	Sep-20
84	89	92	9GE1127	May-20

Standards prepared by USA Blue Book. All standards are potassium chloride solutions.

YSI Temperature Sensor Check Per DEP-SOP-001/01 FT 1400

STANDARD °C ERTCO Thermometer ± .5 °C		YSI METER TEMP READING °C LOW	HIGH	METER NUMBER	DATE PERFORMED (Quarterly)
LOW	5.80	5.82		ITS YSI #2	02/08/20
HIGH	29.40		29.43	ITS YSI #2	02/08/20
LOW	5.80	5.80		ITS YSI #4	02/08/20
HIGH	30.40		30.40	ITS YSI #4	02/08/20

Thermometer is N.I.S.T. certified and manufactured by ERTCO, S/N 2206. YSI is checked against ERTCO once per quarter

Fluke Infrared Thermoneter S.N. 1370781 | Certified By Aqua Pure Once Per Year 1/25/19 | +0.1°C

HF SCIENTIFIC DRT-15CE TURBIDITY METER - MODEL # 19057 DRT - 15CE Per DEP-SOP-001/01 FT 1600 ITSNTU # 1

STANDARD (ntu)	METER READING INITIAL	CCV	CCV Acceptance % of standard value	
1000	NM	NM	± 5.0%	
100	100	100	± 6.5%	
10	10	10	± 10%	
0.02	.02	.02	± 10%	

Nephelometric Turbidity Unit (NTU) Standards are prepared by Primetime, Set# 39071, Lot# 80516 EXP: May / 2020. 10 standard Lot # 90102 Exp: Jan 2021. 100 standard Lot# 90104 Exp: 2021

HACH POCKET COLORIMETER II S/N 06070D052733

STANDARD ID	BLANK	1	2	3
MFGR VALUE mg/L	0.00	.21	0.90	1.61
VERIFIED VALUE mg/L	0.00	.19	.93	1.59
CCV METER mg/L (± 10%)	NM	NM	NM	NM

Standard is HACH DPD Chlorine LR secondary GEL Standard. Lot A5318 Verified 03/02/20

Remarks:

Weather Conditions: partly cloudy windy 85°F

Equipment Blank with D.I. water
Zephyrhills brand Lot #021820049WF2331226BB
Exp Date 08/31/21
Equipment Blank Collected @ 1108

Notes: **NA** - **N**ot **A**pplicable, **NM** - **N**ot **M**easured, **ICV** - **I**nitial **C**alibration **V**erification, **CCV** - **C**ontinuing **C**alibration **V**erification

Revision 8.70 3/09/2020 calibration standard update

All equipment used to obtain data at this site is owned, operated, and maintained by Ideal Tech Services Inc., unless otherwise noted. All equipment was purchased new from the manufacturers or authorized distributors. Preventative maintenance will be performed at the intervals specified by the manufacturer of each piece of equipment, or when equipment calibration results are out of tolerance. Equipment maintenance logs will be maintained by Ideal Tech Services Inc.

COPY TO: John Arnold, P.E.

SIGNED:

Chris Monaco or Louis Contento

GROUNDWATER DATA FIRST SEMIANNUAL 2020

WELL NAME	CONTOUR MAP	TIME OF SAMPLING
	STATIC DEPTH TO WATER	DEPTH TO WATER
	(FT)	(FT)
MW-1A	DRY	NA
BW-1A	52.32	NS
MW-1B	104.50	NA
BW-1B	53.07	
MW-4	19.94	NS
MW-4B	27.53	
MW-5AR	20.74	NS
MW-5BR	25.40	
MW-6	28.20	NS
MW-6B	28.66	
MW-7A	30.99	
MW-7BR	33.48	
MW-8	35.33	NS
MW-8B	38.67	
MW-9	29.47	NS
MW-9B	39.75	
MW-10	37.23	NS
MW-10B	39.99	
MW-11	34.29	NA
MW-11B	36.37	NA
MW-12A	cannot read	NA
MW-12B	51.79	NA
MW-18B	83.07	
MW-19A	59.03	
MW-20B	57.33	
MW-21A	23.26	
MW-22A	26.66	
MW-22B	27.14	
MW-23B	26.70	
MW-24A	25.04	
MW-24B	25.45	
P-6	33.30	NA
P-8	65.66	NA
P-10	62.95	NA
P-11	59.52	NA
SUPPLY WELL	NM	NM
IW-1	14.78	
IW-2	21.18	NS
IW-3	26.58	NS

NA = Not Applicable NM = Not Measured NS = Not Sampled

ENCO Laboratories

Accurate. Timely. Responsive. Innovative.

10775 Central Port Drive
Orlando FL, 32824
Phone: 407.826.5314 FAX: 407.850.6945

Monday, April 6, 2020
Angelo's Recycled Materials (AN010)
Attn: Walker Wrenn
41111 Enterprise Road
Dade City, FL 33525

RE: Laboratory Results for
Project Number: 87895, Project Name/Desc: ENTERPRISE LF & RECYC (FKA SID LARKIN & SON, INC.)
ENCO Workorder(s): AD02025

Dear Walker Wrenn,

Enclosed is a copy of your laboratory report for test samples received by our laboratory on Wednesday, March 25, 2020.

Unless otherwise noted in an attached project narrative, all samples were received in acceptable condition and processed in accordance with the referenced methods/procedures. Results for these procedures apply only to the samples as submitted.

The analytical results contained in this report are in compliance with NELAC standards, except as noted in the project narrative if applicable. This report shall not be reproduced except in full, without the written approval of the Laboratory.

This report contains only those analyses performed by Environmental Conservation Laboratories. Unless otherwise noted, all analyses were performed at ENCO Orlando. Data from outside organizations will be reported under separate cover.

If you have any questions or require further information, please do not hesitate to contact me.

Sincerely,

Carlene S. Pasipanki

Carlene S Pasipanki

Project Manager

Enclosure(s)

www.encolabs.com

SAMPLE SUMMARY/LABORATORY CHRONICLE

Client ID: MW-5BR | **Lab ID: AD02025-01** | **Sampled: 03/24/20 11:04** | **Received: 03/25/20 13:10**

Parameter	Preparation	Hold Date/Time(s)				Prep Date/Time(s)		Analysis Date/Time(s)
EPA 300.0	NA	03/26/20	11:04			03/25/20	08:30	03/25/20 17:51
EPA 300.0	NA	04/21/20				03/25/20	08:30	03/25/20 17:51
EPA 350.1	Same	04/21/20				03/26/20	08:47	03/26/20 13:26
EPA 6020B	EPA 3005A	09/20/20				03/26/20	15:00	03/27/20 12:55
EPA 7470A	EPA 7470A	04/21/20				03/27/20	11:57	03/30/20 09:38
EPA 8011	EPA 504/8011	04/07/20				03/27/20	08:45	03/27/20 18:31
EPA 8260D	EPA 5030B_MS	04/07/20				03/26/20	14:04	03/27/20 00:45
Field	NO PREP	03/24/20	11:18			03/24/20	11:04	03/24/20 11:04
Field	NO PREP	03/25/20	11:04	03/25/20	11:04	03/24/20	11:04	03/24/20 11:04
Field	NO PREP	03/26/20	11:04			03/24/20	11:04	03/24/20 11:04
SM 2540C-2011	NO PREP	03/31/20				03/30/20	10:38	04/01/20 09:11

Client ID: EQUIPMENT BLANK | **Lab ID: AD02025-02** | **Sampled: 03/24/20 11:08** | **Received: 03/25/20 13:10**

Parameter	Preparation	Hold Date/Time(s)		Prep Date/Time(s)		Analysis Date/Time(s)
EPA 300.0	NA	03/26/20	11:08	03/25/20	08:30	03/25/20 18:07
EPA 300.0	NA	04/21/20		03/25/20	08:30	03/25/20 18:07
EPA 350.1	Same	04/21/20		03/26/20	08:47	03/26/20 13:29
EPA 6020B	EPA 3005A	09/20/20		03/26/20	15:00	03/27/20 12:47
EPA 7470A	EPA 7470A	04/21/20		03/27/20	11:57	03/30/20 09:47
EPA 8011	EPA 504/8011	04/07/20		03/27/20	08:45	03/27/20 18:47
EPA 8260D	EPA 5030B_MS	04/07/20		03/26/20	14:04	03/27/20 01:15
SM 2540C-2011	NO PREP	03/31/20		03/30/20	10:38	04/01/20 09:11

Client ID: MW-23B | **Lab ID: AD02025-03** | **Sampled: 03/24/20 11:45** | **Received: 03/25/20 13:10**

Parameter	Preparation	Hold Date/Time(s)				Prep Date/Time(s)		Analysis Date/Time(s)
EPA 300.0	NA	03/26/20	11:45			03/25/20	08:30	03/25/20 18:23
EPA 350.1	Same	04/21/20				03/26/20	08:47	03/26/20 13:30
EPA 6020B	EPA 3005A	09/20/20				03/26/20	15:00	03/27/20 12:59
EPA 7470A	EPA 7470A	04/21/20				03/27/20	11:57	03/30/20 09:41
EPA 8011	EPA 504/8011	04/07/20				03/27/20	08:45	03/27/20 19:03
EPA 8260D	EPA 5030B_MS	04/07/20				03/26/20	14:04	03/27/20 01:46
Field	NO PREP	03/24/20	11:59			03/24/20	11:45	03/24/20 11:45
Field	NO PREP	03/25/20	11:45	03/25/20	11:45	03/24/20	11:45	03/24/20 11:45
Field	NO PREP	03/26/20	11:45			03/24/20	11:45	03/24/20 11:45
SM 2540C-2011	NO PREP	03/31/20				03/30/20	10:38	04/01/20 09:11

Client ID: MW-22B | **Lab ID: AD02025-04** | **Sampled: 03/24/20 12:41** | **Received: 03/25/20 13:10**

Parameter	Preparation	Hold Date/Time(s)				Prep Date/Time(s)		Analysis Date/Time(s)
EPA 300.0	NA	03/26/20	12:41			03/25/20	08:30	03/25/20 18:39
EPA 300.0	NA	04/21/20				03/25/20	08:30	03/25/20 18:39
EPA 350.1	Same	04/21/20				03/26/20	08:47	03/26/20 13:31
EPA 6020B	EPA 3005A	09/20/20				03/26/20	15:00	03/27/20 13:03
EPA 7470A	EPA 7470A	04/21/20				03/27/20	11:57	03/30/20 09:44
EPA 8011	EPA 504/8011	04/07/20				03/31/20	10:36	04/01/20 20:13
EPA 8260D	EPA 5030B_MS	04/07/20				03/26/20	14:04	03/27/20 02:17
Field	NO PREP	03/24/20	12:55			03/24/20	12:41	03/24/20 12:41
Field	NO PREP	03/25/20	12:41	03/25/20	12:41	03/24/20	12:41	03/24/20 12:41
Field	NO PREP	03/26/20	12:41			03/24/20	12:41	03/24/20 12:41
SM 2540C-2011	NO PREP	03/31/20				03/30/20	10:38	04/01/20 09:11

This report relates only to the sample as received by the laboratory, and may only be reproduced in full.

www.encolabs.com

SAMPLE SUMMARY/LABORATORY CHRONICLE

Client ID: MW-22A | **Lab ID: AD02025-05** | **Sampled: 03/24/20 13:21** | **Received: 03/25/20 13:10**

Parameter	Preparation	Hold Date/Time(s)				Prep Date/Time(s)		Analysis Date/Time(s)
EPA 300.0	NA	03/26/20	13:21			03/25/20	08:30	03/25/20 18:55
EPA 300.0	NA	04/21/20				03/25/20	08:30	03/25/20 18:55
EPA 350.1	Same	04/21/20				03/26/20	08:47	03/26/20 13:32
EPA 6020B	EPA 3005A	09/20/20				03/26/20	15:00	03/27/20 13:07
EPA 7470A	EPA 7470A	04/21/20				03/27/20	11:57	03/30/20 10:12
EPA 8011	EPA 504/8011	04/07/20				03/31/20	10:36	04/01/20 21:25
EPA 8260D	EPA 5030B_MS	04/07/20				03/26/20	14:04	03/27/20 02:47
Field	NO PREP	03/24/20	13:35			03/24/20	13:21	03/24/20 13:21
Field	NO PREP	03/25/20	13:21	03/25/20	13:21	03/24/20	13:21	03/24/20 13:21
Field	NO PREP	03/26/20	13:21			03/24/20	13:21	03/24/20 13:21
SM 2540C-2011	NO PREP	03/31/20				03/30/20	10:38	04/01/20 09:11

Client ID: MW-21A | **Lab ID: AD02025-06** | **Sampled: 03/24/20 14:00** | **Received: 03/25/20 13:10**

Parameter	Preparation	Hold Date/Time(s)				Prep Date/Time(s)		Analysis Date/Time(s)
EPA 300.0	NA	03/26/20	14:00			03/25/20	08:30	03/25/20 19:11
EPA 300.0	NA	04/21/20				03/25/20	08:30	03/25/20 19:11
EPA 350.1	Same	04/21/20				03/26/20	08:47	03/26/20 13:36
EPA 6020B	EPA 3005A	09/20/20				03/26/20	15:00	03/27/20 13:15
EPA 7470A	EPA 7470A	04/21/20				03/27/20	11:57	03/30/20 10:15
EPA 8011	EPA 504/8011	04/07/20				03/31/20	10:36	04/01/20 21:41
EPA 8260D	EPA 5030B_MS	04/07/20				03/26/20	14:04	03/27/20 03:18
Field	NO PREP	03/24/20	14:14			03/24/20	14:00	03/24/20 14:00
Field	NO PREP	03/25/20	14:00	03/25/20	14:00	03/24/20	14:00	03/24/20 14:00
Field	NO PREP	03/26/20	14:00			03/24/20	14:00	03/24/20 14:00
SM 2540C-2011	NO PREP	03/31/20				03/30/20	10:38	04/01/20 09:11

Client ID: DUPLICATE | **Lab ID: AD02025-07** | **Sampled: 03/24/20 14:00** | **Received: 03/25/20 13:10**

Parameter	Preparation	Hold Date/Time(s)				Prep Date/Time(s)		Analysis Date/Time(s)
EPA 300.0	NA	03/26/20	14:00			03/25/20	08:30	03/25/20 20:32
EPA 300.0	NA	04/21/20				03/25/20	08:30	03/25/20 20:32
EPA 350.1	Same	04/21/20				03/26/20	08:47	03/26/20 13:37
EPA 6020B	EPA 3005A	09/20/20				03/26/20	15:00	03/27/20 13:19
EPA 7470A	EPA 7470A	04/21/20				03/27/20	11:57	03/30/20 10:18
EPA 8011	EPA 504/8011	04/07/20				03/31/20	10:36	04/02/20 04:57
EPA 8260D	EPA 5030B_MS	04/07/20				03/26/20	14:04	03/27/20 03:48
Field	NO PREP	03/24/20	14:14			03/24/20	14:00	03/24/20 14:00
Field	NO PREP	03/25/20	14:00	03/25/20	14:00	03/24/20	14:00	03/24/20 14:00
Field	NO PREP	03/26/20	14:00			03/24/20	14:00	03/24/20 14:00
SM 2540C-2011	NO PREP	03/31/20				03/30/20	10:38	04/01/20 09:11

Client ID: MW-24B | **Lab ID: AD02025-08** | **Sampled: 03/24/20 14:29** | **Received: 03/25/20 13:10**

Parameter	Preparation	Hold Date/Time(s)				Prep Date/Time(s)		Analysis Date/Time(s)
EPA 300.0	NA	03/26/20	14:29			03/25/20	08:30	03/25/20 20:48
EPA 300.0	NA	04/21/20				03/25/20	08:30	03/25/20 20:48
EPA 350.1	Same	04/21/20				03/26/20	08:47	03/26/20 13:38
EPA 6020B	EPA 3005A	09/20/20				03/26/20	15:00	03/27/20 13:23
EPA 7470A	EPA 7470A	04/21/20				03/27/20	11:57	03/30/20 10:02
EPA 8011	EPA 504/8011	04/07/20				03/31/20	10:36	04/02/20 05:29
EPA 8260D	EPA 5030B_MS	04/07/20				03/26/20	14:04	03/27/20 04:19
Field	NO PREP	03/24/20	14:43			03/24/20	14:29	03/24/20 14:29
Field	NO PREP	03/25/20	14:29	03/25/20	14:29	03/24/20	14:29	03/24/20 14:29
Field	NO PREP	03/26/20	14:29			03/24/20	14:29	03/24/20 14:29
SM 2540C-2011	NO PREP	03/31/20				03/30/20	10:38	04/01/20 09:11

This report relates only to the sample as received by the laboratory, and may only be reproduced in full.

www.encolabs.com

SAMPLE SUMMARY/LABORATORY CHRONICLE

Client ID: MW-24A | **Lab ID: AD02025-09** | **Sampled: 03/24/20 15:23** | **Received: 03/25/20 13:10**

Parameter	Preparation	Hold Date/Time(s)				Prep Date/Time(s)		Analysis Date/Time(s)
EPA 300.0	NA	03/26/20	15:23			03/25/20	08:30	03/25/20 21:04
EPA 300.0	NA	04/21/20				03/25/20	08:30	03/25/20 21:04
EPA 350.1	Same	04/21/20				03/26/20	08:47	03/26/20 13:39
EPA 6020B	EPA 3005A	09/20/20				03/26/20	15:00	03/27/20 13:27
EPA 7470A	EPA 7470A	04/21/20				03/27/20	11:57	03/30/20 10:21
EPA 8011	EPA 504/8011	04/07/20				03/31/20	10:36	04/02/20 05:44
EPA 8260D	EPA 5030B_MS	04/07/20				03/26/20	14:04	03/27/20 04:50
Field	NO PREP	03/24/20	15:37			03/24/20	15:23	03/24/20 15:23
Field	NO PREP	03/25/20	15:23	03/25/20	15:23	03/24/20	15:23	03/24/20 15:23
Field	NO PREP	03/26/20	15:23			03/24/20	15:23	03/24/20 15:23
SM 2540C-2011	NO PREP	03/31/20				03/30/20	10:38	04/01/20 09:11

Client ID: BW-1B | **Lab ID: AD02025-10** | **Sampled: 03/24/20 16:09** | **Received: 03/25/20 13:10**

Parameter	Preparation	Hold Date/Time(s)				Prep Date/Time(s)		Analysis Date/Time(s)
EPA 300.0	NA	03/26/20	16:09			03/25/20	08:30	03/25/20 21:20
EPA 300.0	NA	04/21/20				03/25/20	08:30	03/25/20 21:20
EPA 350.1	Same	04/21/20				03/26/20	08:47	03/26/20 13:40
EPA 6020B	EPA 3005A	09/20/20				03/26/20	15:00	03/27/20 13:51
EPA 7470A	EPA 7470A	04/21/20				03/27/20	11:57	03/30/20 10:33
EPA 8011	EPA 504/8011	04/07/20				03/31/20	10:36	04/02/20 06:00
EPA 8260D	EPA 5030B_MS	04/07/20				03/26/20	14:04	03/27/20 05:21
Field	NO PREP	03/24/20	16:23			03/24/20	16:09	03/24/20 16:09
Field	NO PREP	03/25/20	16:09	03/25/20	16:09	03/24/20	16:09	03/24/20 16:09
Field	NO PREP	03/26/20	16:09			03/24/20	16:09	03/24/20 16:09
SM 2540C-2011	NO PREP	03/31/20				03/30/20	10:38	04/01/20 09:11

Client ID: TRIP BLANK 2 | **Lab ID: AD02025-11** | **Sampled: 03/24/20 00:00** | **Received: 03/25/20 13:10**

Parameter	Preparation	Hold Date/Time(s)				Prep Date/Time(s)		Analysis Date/Time(s)
EPA 8260D	EPA 5030B_MS	04/07/20				03/26/20	14:04	03/27/20 05:51

Client ID: MW-4B | **Lab ID: AD02025-12** | **Sampled: 03/24/20 09:58** | **Received: 03/25/20 13:10**

Parameter	Preparation	Hold Date/Time(s)				Prep Date/Time(s)		Analysis Date/Time(s)
EPA 300.0	NA	03/26/20	09:58			03/25/20	08:30	03/25/20 21:36
EPA 300.0	NA	04/21/20				03/25/20	08:30	03/25/20 21:36
EPA 350.1	Same	04/21/20				03/26/20	08:47	03/26/20 13:42
EPA 6020B	EPA 3005A	09/20/20				03/26/20	15:00	03/27/20 13:55
EPA 7470A	EPA 7470A	04/21/20				03/27/20	11:57	03/30/20 10:36
EPA 8011	EPA 504/8011	04/07/20				03/31/20	10:36	04/02/20 06:16
EPA 8260D	EPA 5030B_MS	04/07/20				03/26/20	14:04	03/27/20 06:22
Field	NO PREP	03/24/20	10:12			03/24/20	09:58	03/24/20 09:58
Field	NO PREP	03/25/20	09:58	03/25/20	09:58	03/24/20	09:58	03/24/20 09:58
Field	NO PREP	03/26/20	09:58			03/24/20	09:58	03/24/20 09:58
SM 2540C-2011	NO PREP	03/31/20				03/30/20	10:38	04/01/20 09:11

This report relates only to the sample as received by the laboratory, and may only be reproduced in full.

SAMPLE DETECTION SUMMARY

Client ID: MW-5BR **Lab ID: AD02025-01**

Analyte	Results	Flag	MDL	PQL	Units	Method	Notes
Chloride	6.5		0.29	5.0	mg/L	EPA 300.0	
Depth to Water	25.4				Ft	Field	
Dissolved Oxygen	2.24		0	0	mg/L	Field	
Nitrate as N	0.74	I	0.052	1.0	mg/L	EPA 300.0	
Oxidation/Reduction Potential	108.7		-999	-999	mV	Field	
pH	6.8				pH Units	Field	
Sodium - Total	4.37		0.320	1.00	mg/L	EPA 6020B	
Specific Conductance (EC)	355.2		0	0	umhos/cm	Field	
Temperature	24.8		0	0	°C	Field	
Total Dissolved Solids	220		10	10	mg/L	SM 2540C-2011	
Turbidity	0.6		0	0	NTU	Field	
Vanadium - Total	5.33	I	5.00	10.0	ug/L	EPA 6020B	
Water Elevation	68.42				Ft	Field	

Client ID: EQUIPMENT BLANK **Lab ID: AD02025-02**

Analyte	Results	Flag	MDL	PQL	Units	Method	Notes
Ammonia as N	0.010	I	0.0098	0.020	mg/L	EPA 350.1	

Client ID: MW-23B **Lab ID: AD02025-03**

Analyte	Results	Flag	MDL	PQL	Units	Method	Notes
Ammonia as N	0.018	I	0.0098	0.020	mg/L	EPA 350.1	
Depth to Water	26.7				Ft	Field	
Dissolved Oxygen	3.41		0	0	mg/L	Field	
Nitrate as N	0.17	I	0.052	1.0	mg/L	EPA 300.0	
Oxidation/Reduction Potential	115.1		-999	-999	mV	Field	
pH	6.67				pH Units	Field	
Sodium - Total	7.41		0.320	1.00	mg/L	EPA 6020B	
Specific Conductance (EC)	664		0	0	umhos/cm	Field	
Temperature	25.5		0	0	°C	Field	
Total Dissolved Solids	390		10	10	mg/L	SM 2540C-2011	
Turbidity	1.3		0	0	NTU	Field	
Water Elevation	69.57				Ft	Field	

Client ID: MW-22B **Lab ID: AD02025-04**

Analyte	Results	Flag	MDL	PQL	Units	Method	Notes
Chloride	5.4		0.29	5.0	mg/L	EPA 300.0	
Depth to Water	27.14				Ft	Field	
Dissolved Oxygen	3.23		0	0	mg/L	Field	
Iron - Total	30.1	I	25.0	50.0	ug/L	EPA 6020B	
Nitrate as N	0.99	I	0.052	1.0	mg/L	EPA 300.0	
Oxidation/Reduction Potential	50.4		-999	-999	mV	Field	
pH	7.71				pH Units	Field	
Sodium - Total	4.14		0.320	1.00	mg/L	EPA 6020B	
Specific Conductance (EC)	241.4		0	0	umhos/cm	Field	
Temperature	24.1		0	0	°C	Field	
Total Dissolved Solids	150		10	10	mg/L	SM 2540C-2011	
Turbidity	12.9		0	0	NTU	Field	
Water Elevation	69.57				Ft	Field	

This report relates only to the sample as received by the laboratory, and may only be reproduced in full.

www.encolabs.com

SAMPLE DETECTION SUMMARY

Client ID: MW-22A **Lab ID: AD02025-05**

Analyte	Results	Flag	MDL	PQL	Units	Method	Notes
Chloride	3.3	I	0.29	5.0	mg/L	EPA 300.0	
Depth to Water	26.66				Ft	Field	
Dissolved Oxygen	3.31		0	0	mg/L	Field	
Iron - Total	59.1		25.0	50.0	ug/L	EPA 6020B	
Nitrate as N	1.3		0.052	1.0	mg/L	EPA 300.0	
Oxidation/Reduction Potential	97.7		-999	-999	mV	Field	
pH	6.62				pH Units	Field	
Sodium - Total	4.44		0.320	1.00	mg/L	EPA 6020B	
Specific Conductance (EC)	229.2		0	0	umhos/cm	Field	
Temperature	25.6		0	0	°C	Field	
Total Dissolved Solids	140		10	10	mg/L	SM 2540C-2011	
Turbidity	7		0	0	NTU	Field	
Water Elevation	70.45				Ft	Field	

Client ID: MW-21A **Lab ID: AD02025-06**

Analyte	Results	Flag	MDL	PQL	Units	Method	Notes
Chloride	4.6	I	0.29	5.0	mg/L	EPA 300.0	
Depth to Water	23.26				Ft	Field	
Dissolved Oxygen	2.57		0	0	mg/L	Field	
Iron - Total	435		25.0	50.0	ug/L	EPA 6020B	
Nitrate as N	0.44	I	0.052	1.0	mg/L	EPA 300.0	
pH	7.17				pH Units	Field	
Sodium - Total	4.49		0.320	1.00	mg/L	EPA 6020B	
Specific Conductance (EC)	79.8		0	0	umhos/cm	Field	
Temperature	24		0	0	°C	Field	
Total Dissolved Solids	72		10	10	mg/L	SM 2540C-2011	
Turbidity	1		0	0	NTU	Field	
Water Elevation	70.68				Ft	Field	

Client ID: DUPLICATE **Lab ID: AD02025-07**

Analyte	Results	Flag	MDL	PQL	Units	Method	Notes
Ammonia as N	0.011	I	0.0098	0.020	mg/L	EPA 350.1	
Chloride	4.9	I	0.29	5.0	mg/L	EPA 300.0	
Depth to Water	23.26				Ft	Field	
Dissolved Oxygen	2.57		0	0	mg/L	Field	
Iron - Total	439		25.0	50.0	ug/L	EPA 6020B	
Nitrate as N	0.43	I	0.052	1.0	mg/L	EPA 300.0	
pH	7.17				pH Units	Field	
Sodium - Total	4.56		0.320	1.00	mg/L	EPA 6020B	
Specific Conductance (EC)	79.8		0	0	umhos/cm	Field	
Temperature	24		0	0	°C	Field	
Total Dissolved Solids	64		10	10	mg/L	SM 2540C-2011	
Turbidity	1		0	0	NTU	Field	
Water Elevation	70.68				Ft	Field	

This report relates only to the sample as received by the laboratory, and may only be reproduced in full.

SAMPLE DETECTION SUMMARY

Client ID: MW-24B **Lab ID: AD02025-08**

Analyte	Results	Flag	MDL	PQL	Units	Method	Notes
Chloride	10		0.29	5.0	mg/L	EPA 300.0	
Chloroform	2.8		0.80	1.0	ug/L	EPA 8260D	
Chromium - Total	11.3		5.00	10.0	ug/L	EPA 6020B	
Depth to Water	25.45				Ft	Field	
Dissolved Oxygen	3.35		0	0	mg/L	Field	
Nitrate as N	2.4		0.052	1.0	mg/L	EPA 300.0	
Oxidation/Reduction Potential	52.4		-999	-999	mV	Field	
pH	7.74				pH Units	Field	
Sodium - Total	9.48		0.320	1.00	mg/L	EPA 6020B	
Specific Conductance (EC)	242.2		0	0	umhos/cm	Field	
Temperature	24.7		0	0	°C	Field	
Total Dissolved Solids	160		10	10	mg/L	SM 2540C-2011	
Turbidity	6.3		0	0	NTU	Field	
Water Elevation	69.59				Ft	Field	

Client ID: MW-24A **Lab ID: AD02025-09**

Analyte	Results	Flag	MDL	PQL	Units	Method	Notes
Chloride	5.0		0.29	5.0	mg/L	EPA 300.0	
Depth to Water	25.04				Ft	Field	
Dissolved Oxygen	6.21		0	0	mg/L	Field	
Iron - Total	156		25.0	50.0	ug/L	EPA 6020B	
Nitrate as N	2.5		0.052	1.0	mg/L	EPA 300.0	
Oxidation/Reduction Potential	297.7		-999	-999	mV	Field	
pH	4.78				pH Units	Field	
Sodium - Total	3.36		0.320	1.00	mg/L	EPA 6020B	
Specific Conductance (EC)	54.9		0	0	umhos/cm	Field	
Temperature	25.5		0	0	°C	Field	
Total Dissolved Solids	56		10	10	mg/L	SM 2540C-2011	
Turbidity	10.8		0	0	NTU	Field	
Water Elevation	69.83				Ft	Field	

Client ID: BW-1B **Lab ID: AD02025-10**

Analyte	Results	Flag	MDL	PQL	Units	Method	Notes
Chloride	16		0.29	5.0	mg/L	EPA 300.0	
Depth to Water	53.07				Ft	Field	
Dissolved Oxygen	6.97		0	0	mg/L	Field	
Nitrate as N	5.2		0.052	1.0	mg/L	EPA 300.0	
Oxidation/Reduction Potential	198.1		-999	-999	mV	Field	
pH	6.5				pH Units	Field	
Sodium - Total	8.21		0.320	1.00	mg/L	EPA 6020B	
Specific Conductance (EC)	248.3		0	0	umhos/cm	Field	
Temperature	24.7		0	0	°C	Field	
Total Dissolved Solids	180		10	10	mg/L	SM 2540C-2011	
Turbidity	0.6		0	0	NTU	Field	
Water Elevation	69.75				Ft	Field	

Client ID: MW-4B **Lab ID: AD02025-12**

Analyte	Results	Flag	MDL	PQL	Units	Method	Notes
Chloride	4.2	I	0.29	5.0	mg/L	EPA 300.0	
Depth to Water	27.53				Ft	Field	
Dissolved Oxygen	3.28		0	0	mg/L	Field	
Nitrate as N	0.44	I	0.052	1.0	mg/L	EPA 300.0	
Oxidation/Reduction Potential	164.1		-999	-999	mV	Field	
pH	7.48				pH Units	Field	
Sodium - Total	4.06		0.320	1.00	mg/L	EPA 6020B	
Specific Conductance (EC)	293.1		0	0	umhos/cm	Field	
Temperature	24.5		0	0	°C	Field	
Total Dissolved Solids	170		10	10	mg/L	SM 2540C-2011	
Turbidity	0.5		0	0	NTU	Field	
Water Elevation	69.59				Ft	Field	

This report relates only to the sample as received by the laboratory, and may only be reproduced in full.

www.encolabs.com

ANALYTICAL RESULTS

Description: MW-5BR
Matrix: Ground Water
Project: ENTERPRISE LF & RECYC (FKA SID LARKIN & SON, INC.)

Lab Sample ID: AD02025-01
Sampled: 03/24/20 11:04
Sampled By: Chris Monaco

Received: 03/25/20 13:10
Work Order: AD02025

Volatile Organic Compounds by GCMS

^ - ENCO Orlando certified analyte [NELAC E83182]

Analyte [CAS Number]	Results	Flag	Units	DF	MDL	PQL	Batch	Method	Analyzed	By	Notes
1,1,1,2-Tetrachloroethane [630-20-6]^	0.61	U	ug/L	1	0.61	1.0	0C26045	EPA 8260D	03/27/20 00:45	KKW	
1,1,1-Trichloroethane [71-55-6]^	0.80	U	ug/L	1	0.80	1.0	0C26045	EPA 8260D	03/27/20 00:45	KKW	
1,1,2,2-Tetrachloroethane [79-34-5]^	0.54	U	ug/L	1	0.54	1.0	0C26045	EPA 8260D	03/27/20 00:45	KKW	
1,1,2-Trichloroethane [79-00-5]^	0.76	U	ug/L	1	0.76	1.0	0C26045	EPA 8260D	03/27/20 00:45	KKW	
1,1-Dichloroethane [75-34-3]^	0.62	U	ug/L	1	0.62	1.0	0C26045	EPA 8260D	03/27/20 00:45	KKW	
1,1-Dichloroethene [75-35-4]^	0.94	U	ug/L	1	0.94	1.0	0C26045	EPA 8260D	03/27/20 00:45	KKW	
1,2,3-Trichloropropane [96-18-4]^	0.64	U	ug/L	1	0.64	1.0	0C26045	EPA 8260D	03/27/20 00:45	KKW	
1,2-Dichlorobenzene [95-50-1]^	0.73	U	ug/L	1	0.73	1.0	0C26045	EPA 8260D	03/27/20 00:45	KKW	
1,2-Dichloroethane [107-06-2]^	0.63	U	ug/L	1	0.63	1.0	0C26045	EPA 8260D	03/27/20 00:45	KKW	
1,2-Dichloropropane [78-87-5]^	0.80	U	ug/L	1	0.80	1.0	0C26045	EPA 8260D	03/27/20 00:45	KKW	
1,4-Dichlorobenzene [106-46-7]^	0.76	U	ug/L	1	0.76	1.0	0C26045	EPA 8260D	03/27/20 00:45	KKW	
2-Butanone [78-93-3]^	4.5	U	ug/L	1	4.5	5.0	0C26045	EPA 8260D	03/27/20 00:45	KKW	
2-Hexanone [591-78-6]^	1.4	U	ug/L	1	1.4	5.0	0C26045	EPA 8260D	03/27/20 00:45	KKW	
4-Methyl-2-pentanone [108-10-1]^	0.79	U	ug/L	1	0.79	5.0	0C26045	EPA 8260D	03/27/20 00:45	KKW	
Acetone [67-64-1]^	10	U	ug/L	1	10	20	0C26045	EPA 8260D	03/27/20 00:45	KKW	
Acrylonitrile [107-13-1]^	3.2	U	ug/L	1	3.2	10	0C26045	EPA 8260D	03/27/20 00:45	KKW	QV-01
Benzene [71-43-2]^	0.71	U	ug/L	1	0.71	1.0	0C26045	EPA 8260D	03/27/20 00:45	KKW	
Bromochloromethane [74-97-5]^	0.94	U	ug/L	1	0.94	1.0	0C26045	EPA 8260D	03/27/20 00:45	KKW	
Bromodichloromethane [75-27-4]^	0.52	U	ug/L	1	0.52	1.0	0C26045	EPA 8260D	03/27/20 00:45	KKW	
Bromoform [75-25-2]^	0.75	U	ug/L	1	0.75	1.0	0C26045	EPA 8260D	03/27/20 00:45	KKW	
Bromomethane [74-83-9]^	0.95	U	ug/L	1	0.95	1.0	0C26045	EPA 8260D	03/27/20 00:45	KKW	
Carbon disulfide [75-15-0]^	2.6	U	ug/L	1	2.6	5.0	0C26045	EPA 8260D	03/27/20 00:45	KKW	
Carbon tetrachloride [56-23-5]^	0.94	U	ug/L	1	0.94	1.0	0C26045	EPA 8260D	03/27/20 00:45	KKW	
Chlorobenzene [108-90-7]^	0.72	U	ug/L	1	0.72	1.0	0C26045	EPA 8260D	03/27/20 00:45	KKW	
Chloroethane [75-00-3]^	0.98	U	ug/L	1	0.98	1.0	0C26045	EPA 8260D	03/27/20 00:45	KKW	
Chloroform [67-66-3]^	0.80	U	ug/L	1	0.80	1.0	0C26045	EPA 8260D	03/27/20 00:45	KKW	
Chloromethane [74-87-3]^	0.82	U	ug/L	1	0.82	1.0	0C26045	EPA 8260D	03/27/20 00:45	KKW	
cis-1,2-Dichloroethene [156-59-2]^	0.53	U	ug/L	1	0.53	1.0	0C26045	EPA 8260D	03/27/20 00:45	KKW	
cis-1,3-Dichloropropene [10061-01-5]^	0.59	U	ug/L	1	0.59	1.0	0C26045	EPA 8260D	03/27/20 00:45	KKW	
Dibromochloromethane [124-48-1]^	0.44	U	ug/L	1	0.44	1.0	0C26045	EPA 8260D	03/27/20 00:45	KKW	
Dibromomethane [74-95-3]^	0.84	U	ug/L	1	0.84	1.0	0C26045	EPA 8260D	03/27/20 00:45	KKW	
Ethylbenzene [100-41-4]^	0.69	U	ug/L	1	0.69	1.0	0C26045	EPA 8260D	03/27/20 00:45	KKW	
Iodomethane [74-88-4]^	0.72	U	ug/L	1	0.72	5.0	0C26045	EPA 8260D	03/27/20 00:45	KKW	
m,p-Xylenes [108-38-3/106-42-3]^	1.3	U	ug/L	1	1.3	2.0	0C26045	EPA 8260D	03/27/20 00:45	KKW	
Methylene chloride [75-09-2]^	2.0	U	ug/L	1	2.0	5.0	0C26045	EPA 8260D	03/27/20 00:45	KKW	
o-Xylene [95-47-6]^	0.53	U	ug/L	1	0.53	1.0	0C26045	EPA 8260D	03/27/20 00:45	KKW	
Styrene [100-42-5]^	0.61	U	ug/L	1	0.61	1.0	0C26045	EPA 8260D	03/27/20 00:45	KKW	
Tetrachloroethene [127-18-4]^	0.76	U	ug/L	1	0.76	1.0	0C26045	EPA 8260D	03/27/20 00:45	KKW	
Toluene [108-88-3]^	0.72	U	ug/L	1	0.72	1.0	0C26045	EPA 8260D	03/27/20 00:45	KKW	
trans-1,2-Dichloroethene [156-60-5]^	0.73	U	ug/L	1	0.73	1.0	0C26045	EPA 8260D	03/27/20 00:45	KKW	
trans-1,3-Dichloropropene [10061-02-6]^	0.73	U	ug/L	1	0.73	1.0	0C26045	EPA 8260D	03/27/20 00:45	KKW	
trans-1,4-Dichloro-2-butene [110-57-6]^	0.79	U	ug/L	1	0.79	1.0	0C26045	EPA 8260D	03/27/20 00:45	KKW	
Trichloroethene [79-01-6]^	0.89	U	ug/L	1	0.89	1.0	0C26045	EPA 8260D	03/27/20 00:45	KKW	
Trichlorofluoromethane [75-69-4]^	0.94	U	ug/L	1	0.94	1.0	0C26045	EPA 8260D	03/27/20 00:45	KKW	
Vinyl acetate [108-05-4]^	0.60	U	ug/L	1	0.60	5.0	0C26045	EPA 8260D	03/27/20 00:45	KKW	
Vinyl chloride [75-01-4]^	0.71	U	ug/L	1	0.71	1.0	0C26045	EPA 8260D	03/27/20 00:45	KKW	

This report relates only to the sample as received by the laboratory, and may only be reproduced in full.

www.encolabs.com

ANALYTICAL RESULTS

Description: MW-5BR
Matrix: Ground Water
Project: ENTERPRISE LF & RECYC (FKA SID LARKIN & SON, INC.)

Lab Sample ID: AD02025-01
Sampled: 03/24/20 11:04
Sampled By: Chris Monaco

Received: 03/25/20 13:10
Work Order: AD02025

Volatile Organic Compounds by GCMS

^ - ENCO Orlando certified analyte [NELAC E83182]

Analyte [CAS Number]	Results	Flag	Units	DF	MDL	PQL	Batch	Method	Analyzed	By	Notes
Xylenes (Total) [1330-20-7]^	1.3	U	ug/L	1	1.3	2.0	0C26045	EPA 8260D	03/27/20 00:45	KKW	

Surrogates	*Results*	*DF*	*Spike Lvl*	*% Rec*	*% Rec Limits*	*Batch*	*Method*	*Analyzed*	*By*	Notes
4-Bromofluorobenzene	*48*	*1*	*50.0*	*96 %*	*41-142*	*0C26045*	*EPA 8260D*	*03/27/20 00:45*	*KKW*	
Dibromofluoromethane	*52*	*1*	*50.0*	*104 %*	*53-146*	*0C26045*	*EPA 8260D*	*03/27/20 00:45*	*KKW*	
Toluene-d8	*51*	*1*	*50.0*	*102 %*	*41-146*	*0C26045*	*EPA 8260D*	*03/27/20 00:45*	*KKW*	

Semivolatile Organic Compounds by GC

^ - ENCO Orlando certified analyte [NELAC E83182]

Analyte [CAS Number]	Results	Flag	Units	DF	MDL	PQL	Batch	Method	Analyzed	By	Notes
1,2-Dibromo-3-chloropropane [96-12-8]^	0.012	U	ug/L	1	0.012	0.020	0C27004	EPA 8011	03/27/20 18:31	RGG	
1,2-Dibromoethane [106-93-4]^	0.010	U	ug/L	1	0.010	0.020	0C27004	EPA 8011	03/27/20 18:31	RGG	

Surrogates	*Results*	*DF*	*Spike Lvl*	*% Rec*	*% Rec Limits*	*Batch*	*Method*	*Analyzed*	*By*	Notes
1,1,1,2-Tetrachloroethane	*0.32*	*1*	*0.250*	*126 %*	*70-130*	*0C27004*	*EPA 8011*	*03/27/20 18:31*	*RGG*	

Metals by EPA 6000/7000 Series Methods

^ - ENCO Orlando certified analyte [NELAC E83182]

Analyte [CAS Number]	Results	Flag	Units	DF	MDL	PQL	Batch	Method	Analyzed	By	Notes
Mercury [7439-97-6]^	0.0230	U	ug/L	1	0.0230	0.200	0C27019	EPA 7470A	03/30/20 09:38	SSE	

Metals (total recoverable) by EPA 6000/7000 Series Methods

Analyte [CAS Number]	Results	Flag	Units	DF	MDL	PQL	Batch	Method	Analyzed	By	Notes
Antimony [7440-36-0]	2.50	U	ug/L	1	2.50	5.00	0C26022	EPA 6020B	03/27/20 12:55	JMA	
Arsenic [7440-38-2]	5.00	U	ug/L	1	5.00	10.0	0C26022	EPA 6020B	03/27/20 12:55	JMA	
Barium [7440-39-3]	50.0	U	ug/L	1	50.0	100	0C26022	EPA 6020B	03/27/20 12:55	JMA	
Beryllium [7440-41-7]	0.500	U	ug/L	1	0.500	1.00	0C26022	EPA 6020B	03/27/20 12:55	JMA	
Cadmium [7440-43-9]	0.500	U	ug/L	1	0.500	3.00	0C26022	EPA 6020B	03/27/20 12:55	JMA	
Chromium [7440-47-3]	5.00	U	ug/L	1	5.00	10.0	0C26022	EPA 6020B	03/27/20 12:55	JMA	
Cobalt [7440-48-4]	5.00	U	ug/L	1	5.00	10.0	0C26022	EPA 6020B	03/27/20 12:55	JMA	
Copper [7440-50-8]	2.50	U	ug/L	1	2.50	10.0	0C26022	EPA 6020B	03/27/20 12:55	JMA	
Iron [7439-89-6]	25.0	U	ug/L	1	25.0	50.0	0C26022	EPA 6020B	03/27/20 12:55	JMA	
Lead [7439-92-1]	2.50	U	ug/L	1	2.50	5.00	0C26022	EPA 6020B	03/27/20 12:55	JMA	
Nickel [7440-02-0]	5.00	U	ug/L	1	5.00	10.0	0C26022	EPA 6020B	03/27/20 12:55	JMA	
Selenium [7782-49-2]	5.00	U	ug/L	1	5.00	10.0	0C26022	EPA 6020B	03/27/20 12:55	JMA	
Silver [7440-22-4]	0.500	U	ug/L	1	0.500	1.00	0C26022	EPA 6020B	03/27/20 12:55	JMA	
Sodium [7440-23-5]	**4.37**		mg/L	1	0.320	1.00	0C26022	EPA 6020B	03/27/20 12:55	JMA	
Thallium [7440-28-0]	0.500	U	ug/L	1	0.500	1.00	0C26022	EPA 6020B	03/27/20 12:55	JMA	
Vanadium [7440-62-2]	**5.33**	I	ug/L	1	5.00	10.0	0C26022	EPA 6020B	03/27/20 12:55	JMA	
Zinc [7440-66-6]	75.0	U	ug/L	1	75.0	200	0C26022	EPA 6020B	03/27/20 12:55	JMA	

This report relates only to the sample as received by the laboratory, and may only be reproduced in full.

www.encolabs.com

ANALYTICAL RESULTS

Description: MW-5BR
Matrix: Ground Water
Project: ENTERPRISE LF & RECYC (FKA SID LARKIN & SON, INC.)

Lab Sample ID: AD02025-01
Sampled: 03/24/20 11:04
Sampled By: Chris Monaco

Received: 03/25/20 13:10
Work Order: AD02025

Classical Chemistry Parameters

^ - ENCO Orlando certified analyte [NELAC E83182]

Analyte [CAS Number]	Results	Flag	Units	DF	MDL	PQL	Batch	Method	Analyzed	By	Notes
Ammonia as N [7664-41-7]^	0.0098	U	mg/L	1	0.0098	0.020	0C26008	EPA 350.1	03/26/20 13:26	kgonz	
Chloride [16887-00-6]^	**6.5**		mg/L	1	0.29	5.0	0C25009	EPA 300.0	03/25/20 17:51	RSA	
Nitrate as N [14797-55-8]^	**0.74**	I	mg/L	1	0.052	1.0	0C25009	EPA 300.0	03/25/20 17:51	RSA	
Total Dissolved Solids^	**220**		mg/L	1	10	10	0C30015	SM 2540C-2011	04/01/20 09:11	AMP	

Field Parameters

Analyte [CAS Number]	Results	Flag	Units	DF	MDL	PQL	Batch	Method	Analyzed	By	Notes
Depth to Water	**25.4**		Ft	1			0D02027	Field	03/24/20 11:04	CSP	
Dissolved Oxygen	**2.24**		mg/L	1	0	0	0D02027	Field	03/24/20 11:04	CSP	
Oxidation/Reduction Potential	**108.7**		mV	1	-999	-999	0D02027	Field	03/24/20 11:04	CSP	
pH	**6.8**		pH Units	1			0D02027	Field	03/24/20 11:04	CSP	
Specific Conductance (EC)	**355.2**		umhos/cm	1	0	0	0D02027	Field	03/24/20 11:04	CSP	
Temperature	**24.8**		°C	1	0	0	0D02027	Field	03/24/20 11:04	CSP	
Turbidity	**0.6**		NTU	1	0	0	0D02027	Field	03/24/20 11:04	CSP	
Water Elevation	**68.42**		Ft	1			0D02027	Field	03/24/20 11:04	CSP	

This report relates only to the sample as received by the laboratory, and may only be reproduced in full.

www.encolabs.com

ANALYTICAL RESULTS

Description: EQUIPMENT BLANK
Matrix: Ground Water
Project: ENTERPRISE LF & RECYC (FKA SID LARKIN & SON, INC.)

Lab Sample ID: AD02025-02
Sampled: 03/24/20 11:08
Sampled By: Chris Monaco

Received: 03/25/20 13:10
Work Order: AD02025

Volatile Organic Compounds by GCMS

^ - ENCO Orlando certified analyte [NELAC E83182]

Analyte [CAS Number]	Results	Flag	Units	DF	MDL	PQL	Batch	Method	Analyzed	By	Notes
1,1,1,2-Tetrachloroethane [630-20-6]^	0.61	U	ug/L	1	0.61	1.0	0C26045	EPA 8260D	03/27/20 01:15	KKW	
1,1,1-Trichloroethane [71-55-6]^	0.80	U	ug/L	1	0.80	1.0	0C26045	EPA 8260D	03/27/20 01:15	KKW	
1,1,2,2-Tetrachloroethane [79-34-5]^	0.54	U	ug/L	1	0.54	1.0	0C26045	EPA 8260D	03/27/20 01:15	KKW	
1,1,2-Trichloroethane [79-00-5]^	0.76	U	ug/L	1	0.76	1.0	0C26045	EPA 8260D	03/27/20 01:15	KKW	
1,1-Dichloroethane [75-34-3]^	0.62	U	ug/L	1	0.62	1.0	0C26045	EPA 8260D	03/27/20 01:15	KKW	
1,1-Dichloroethene [75-35-4]^	0.94	U	ug/L	1	0.94	1.0	0C26045	EPA 8260D	03/27/20 01:15	KKW	
1,2,3-Trichloropropane [96-18-4]^	0.64	U	ug/L	1	0.64	1.0	0C26045	EPA 8260D	03/27/20 01:15	KKW	
1,2-Dichlorobenzene [95-50-1]^	0.73	U	ug/L	1	0.73	1.0	0C26045	EPA 8260D	03/27/20 01:15	KKW	
1,2-Dichloroethane [107-06-2]^	0.63	U	ug/L	1	0.63	1.0	0C26045	EPA 8260D	03/27/20 01:15	KKW	
1,2-Dichloropropane [78-87-5]^	0.80	U	ug/L	1	0.80	1.0	0C26045	EPA 8260D	03/27/20 01:15	KKW	
1,4-Dichlorobenzene [106-46-7]^	0.76	U	ug/L	1	0.76	1.0	0C26045	EPA 8260D	03/27/20 01:15	KKW	
2-Butanone [78-93-3]^	4.5	U	ug/L	1	4.5	5.0	0C26045	EPA 8260D	03/27/20 01:15	KKW	
2-Hexanone [591-78-6]^	1.4	U	ug/L	1	1.4	5.0	0C26045	EPA 8260D	03/27/20 01:15	KKW	
4-Methyl-2-pentanone [108-10-1]^	0.79	U	ug/L	1	0.79	5.0	0C26045	EPA 8260D	03/27/20 01:15	KKW	
Acetone [67-64-1]^	10	U	ug/L	1	10	20	0C26045	EPA 8260D	03/27/20 01:15	KKW	
Acrylonitrile [107-13-1]^	3.2	U	ug/L	1	3.2	10	0C26045	EPA 8260D	03/27/20 01:15	KKW	QV-01
Benzene [71-43-2]^	0.71	U	ug/L	1	0.71	1.0	0C26045	EPA 8260D	03/27/20 01:15	KKW	
Bromochloromethane [74-97-5]^	0.94	U	ug/L	1	0.94	1.0	0C26045	EPA 8260D	03/27/20 01:15	KKW	
Bromodichloromethane [75-27-4]^	0.52	U	ug/L	1	0.52	1.0	0C26045	EPA 8260D	03/27/20 01:15	KKW	
Bromoform [75-25-2]^	0.75	U	ug/L	1	0.75	1.0	0C26045	EPA 8260D	03/27/20 01:15	KKW	
Bromomethane [74-83-9]^	0.95	U	ug/L	1	0.95	1.0	0C26045	EPA 8260D	03/27/20 01:15	KKW	
Carbon disulfide [75-15-0]^	2.6	U	ug/L	1	2.6	5.0	0C26045	EPA 8260D	03/27/20 01:15	KKW	
Carbon tetrachloride [56-23-5]^	0.94	U	ug/L	1	0.94	1.0	0C26045	EPA 8260D	03/27/20 01:15	KKW	
Chlorobenzene [108-90-7]^	0.72	U	ug/L	1	0.72	1.0	0C26045	EPA 8260D	03/27/20 01:15	KKW	
Chloroethane [75-00-3]^	0.98	U	ug/L	1	0.98	1.0	0C26045	EPA 8260D	03/27/20 01:15	KKW	
Chloroform [67-66-3]^	0.80	U	ug/L	1	0.80	1.0	0C26045	EPA 8260D	03/27/20 01:15	KKW	
Chloromethane [74-87-3]^	0.82	U	ug/L	1	0.82	1.0	0C26045	EPA 8260D	03/27/20 01:15	KKW	
cis-1,2-Dichloroethene [156-59-2]^	0.53	U	ug/L	1	0.53	1.0	0C26045	EPA 8260D	03/27/20 01:15	KKW	
cis-1,3-Dichloropropene [10061-01-5]^	0.59	U	ug/L	1	0.59	1.0	0C26045	EPA 8260D	03/27/20 01:15	KKW	
Dibromochloromethane [124-48-1]^	0.44	U	ug/L	1	0.44	1.0	0C26045	EPA 8260D	03/27/20 01:15	KKW	
Dibromomethane [74-95-3]^	0.84	U	ug/L	1	0.84	1.0	0C26045	EPA 8260D	03/27/20 01:15	KKW	
Ethylbenzene [100-41-4]^	0.69	U	ug/L	1	0.69	1.0	0C26045	EPA 8260D	03/27/20 01:15	KKW	
Iodomethane [74-88-4]^	0.72	U	ug/L	1	0.72	5.0	0C26045	EPA 8260D	03/27/20 01:15	KKW	
m,p-Xylenes [108-38-3/106-42-3]^	1.3	U	ug/L	1	1.3	2.0	0C26045	EPA 8260D	03/27/20 01:15	KKW	
Methylene chloride [75-09-2]^	2.0	U	ug/L	1	2.0	5.0	0C26045	EPA 8260D	03/27/20 01:15	KKW	
o-Xylene [95-47-6]^	0.53	U	ug/L	1	0.53	1.0	0C26045	EPA 8260D	03/27/20 01:15	KKW	
Styrene [100-42-5]^	0.61	U	ug/L	1	0.61	1.0	0C26045	EPA 8260D	03/27/20 01:15	KKW	
Tetrachloroethene [127-18-4]^	0.76	U	ug/L	1	0.76	1.0	0C26045	EPA 8260D	03/27/20 01:15	KKW	
Toluene [108-88-3]^	0.72	U	ug/L	1	0.72	1.0	0C26045	EPA 8260D	03/27/20 01:15	KKW	
trans-1,2-Dichloroethene [156-60-5]^	0.73	U	ug/L	1	0.73	1.0	0C26045	EPA 8260D	03/27/20 01:15	KKW	
trans-1,3-Dichloropropene [10061-02-6]^	0.73	U	ug/L	1	0.73	1.0	0C26045	EPA 8260D	03/27/20 01:15	KKW	
trans-1,4-Dichloro-2-butene [110-57-6]^	0.79	U	ug/L	1	0.79	1.0	0C26045	EPA 8260D	03/27/20 01:15	KKW	
Trichloroethene [79-01-6]^	0.89	U	ug/L	1	0.89	1.0	0C26045	EPA 8260D	03/27/20 01:15	KKW	
Trichlorofluoromethane [75-69-4]^	0.94	U	ug/L	1	0.94	1.0	0C26045	EPA 8260D	03/27/20 01:15	KKW	
Vinyl acetate [108-05-4]^	0.60	U	ug/L	1	0.60	5.0	0C26045	EPA 8260D	03/27/20 01:15	KKW	
Vinyl chloride [75-01-4]^	0.71	U	ug/L	1	0.71	1.0	0C26045	EPA 8260D	03/27/20 01:15	KKW	

This report relates only to the sample as received by the laboratory, and may only be reproduced in full.

www.encolabs.com

ANALYTICAL RESULTS

Description: EQUIPMENT BLANK
Lab Sample ID: AD02025-02
Received: 03/25/20 13:10
Matrix: Ground Water
Sampled: 03/24/20 11:08
Work Order: AD02025
Project: ENTERPRISE LF & RECYC (FKA SID LARKIN & SON, INC.)
Sampled By: Chris Monaco

Volatile Organic Compounds by GCMS

^ - ENCO Orlando certified analyte [NELAC E83182]

Analyte [CAS Number]	Results	Flag	Units	DF	MDL	PQL	Batch	Method	Analyzed	By	Notes
Xylenes (Total) [1330-20-7]^	1.3	U	ug/L	1	1.3	2.0	0C26045	EPA 8260D	03/27/20 01:15	KKW	

Surrogates	*Results*	*DF*	*Spike Lvl*	*% Rec*	*% Rec Limits*	*Batch*	*Method*	*Analyzed*	*By*	Notes
4-Bromofluorobenzene	*47*	*1*	*50.0*	*94 %*	*41-142*	*0C26045*	*EPA 8260D*	*03/27/20 01:15*	*KKW*	
Dibromofluoromethane	*49*	*1*	*50.0*	*98 %*	*53-146*	*0C26045*	*EPA 8260D*	*03/27/20 01:15*	*KKW*	
Toluene-d8	*53*	*1*	*50.0*	*105 %*	*41-146*	*0C26045*	*EPA 8260D*	*03/27/20 01:15*	*KKW*	

Semivolatile Organic Compounds by GC

^ - ENCO Orlando certified analyte [NELAC E83182]

Analyte [CAS Number]	Results	Flag	Units	DF	MDL	PQL	Batch	Method	Analyzed	By	Notes
1,2-Dibromo-3-chloropropane [96-12-8]^	0.012	U	ug/L	1	0.012	0.020	0C27004	EPA 8011	03/27/20 18:47	RGG	
1,2-Dibromoethane [106-93-4]^	0.010	U	ug/L	1	0.010	0.020	0C27004	EPA 8011	03/27/20 18:47	RGG	

Surrogates	*Results*	*DF*	*Spike Lvl*	*% Rec*	*% Rec Limits*	*Batch*	*Method*	*Analyzed*	*By*	Notes
1,1,1,2-Tetrachloroethane	*0.32*	*1*	*0.250*	*129 %*	*70-130*	*0C27004*	*EPA 8011*	*03/27/20 18:47*	*RGG*	

Metals by EPA 6000/7000 Series Methods

^ - ENCO Orlando certified analyte [NELAC E83182]

Analyte [CAS Number]	Results	Flag	Units	DF	MDL	PQL	Batch	Method	Analyzed	By	Notes
Mercury [7439-97-6]^	0.0230	U	ug/L	1	0.0230	0.200	0C27019	EPA 7470A	03/30/20 09:47	SSE	

Metals (total recoverable) by EPA 6000/7000 Series Methods

Analyte [CAS Number]	Results	Flag	Units	DF	MDL	PQL	Batch	Method	Analyzed	By	Notes
Antimony [7440-36-0]	2.50	U	ug/L	1	2.50	5.00	0C26022	EPA 6020B	03/27/20 12:47	JMA	
Arsenic [7440-38-2]	5.00	U	ug/L	1	5.00	10.0	0C26022	EPA 6020B	03/27/20 12:47	JMA	
Barium [7440-39-3]	50.0	U	ug/L	1	50.0	100	0C26022	EPA 6020B	03/27/20 12:47	JMA	
Beryllium [7440-41-7]	0.500	U	ug/L	1	0.500	1.00	0C26022	EPA 6020B	03/27/20 12:47	JMA	
Cadmium [7440-43-9]	0.500	U	ug/L	1	0.500	3.00	0C26022	EPA 6020B	03/27/20 12:47	JMA	
Chromium [7440-47-3]	5.00	U	ug/L	1	5.00	10.0	0C26022	EPA 6020B	03/27/20 12:47	JMA	
Cobalt [7440-48-4]	5.00	U	ug/L	1	5.00	10.0	0C26022	EPA 6020B	03/27/20 12:47	JMA	
Copper [7440-50-8]	2.50	U	ug/L	1	2.50	10.0	0C26022	EPA 6020B	03/27/20 12:47	JMA	
Iron [7439-89-6]	25.0	U	ug/L	1	25.0	50.0	0C26022	EPA 6020B	03/27/20 12:47	JMA	
Lead [7439-92-1]	2.50	U	ug/L	1	2.50	5.00	0C26022	EPA 6020B	03/27/20 12:47	JMA	
Nickel [7440-02-0]	5.00	U	ug/L	1	5.00	10.0	0C26022	EPA 6020B	03/27/20 12:47	JMA	
Selenium [7782-49-2]	5.00	U	ug/L	1	5.00	10.0	0C26022	EPA 6020B	03/27/20 12:47	JMA	
Silver [7440-22-4]	0.500	U	ug/L	1	0.500	1.00	0C26022	EPA 6020B	03/27/20 12:47	JMA	
Sodium [7440-23-5]	0.320	U	mg/L	1	0.320	1.00	0C26022	EPA 6020B	03/27/20 12:47	JMA	
Thallium [7440-28-0]	0.500	U	ug/L	1	0.500	1.00	0C26022	EPA 6020B	03/27/20 12:47	JMA	
Vanadium [7440-62-2]	5.00	U	ug/L	1	5.00	10.0	0C26022	EPA 6020B	03/27/20 12:47	JMA	
Zinc [7440-66-6]	75.0	U	ug/L	1	75.0	200	0C26022	EPA 6020B	03/27/20 12:47	JMA	

This report relates only to the sample as received by the laboratory, and may only be reproduced in full.

www.encolabs.com

ANALYTICAL RESULTS

Description: EQUIPMENT BLANK
Matrix: Ground Water
Project: ENTERPRISE LF & RECYC (FKA SID LARKIN & SON, INC.)

Lab Sample ID: AD02025-02
Sampled: 03/24/20 11:08
Sampled By: Chris Monaco

Received: 03/25/20 13:10
Work Order: AD02025

Classical Chemistry Parameters

^ - ENCO Orlando certified analyte [NELAC E83182]

Analyte [CAS Number]	Results	Flag	Units	DF	MDL	PQL	Batch	Method	Analyzed	By	Notes
Ammonia as N [7664-41-7]^	**0.010**	I	mg/L	1	0.0098	0.020	0C26008	EPA 350.1	03/26/20 13:29	kgonz	
Chloride [16887-00-6]^	0.29	U	mg/L	1	0.29	5.0	0C25009	EPA 300.0	03/25/20 18:07	RSA	
Nitrate as N [14797-55-8]^	0.052	U	mg/L	1	0.052	1.0	0C25009	EPA 300.0	03/25/20 18:07	RSA	
Total Dissolved Solids^	10	U	mg/L	1	10	10	0C30015	SM 2540C-2011	04/01/20 09:11	AMP	

This report relates only to the sample as received by the laboratory, and may only be reproduced in full.

www.encolabs.com

ANALYTICAL RESULTS

Description: MW-23B
Matrix: Ground Water
Project: ENTERPRISE LF & RECYC (FKA SID LARKIN & SON, INC.)

Lab Sample ID: AD02025-03
Sampled: 03/24/20 11:45
Sampled By: Chris Monaco

Received: 03/25/20 13:10
Work Order: AD02025

Volatile Organic Compounds by GCMS

^ - ENCO Orlando certified analyte [NELAC E83182]

Analyte [CAS Number]	Results	Flag	Units	DF	MDL	PQL	Batch	Method	Analyzed	By	Notes
1,1,1,2-Tetrachloroethane [630-20-6]^	0.61	U	ug/L	1	0.61	1.0	0C26045	EPA 8260D	03/27/20 01:46	KKW	
1,1,1-Trichloroethane [71-55-6]^	0.80	U	ug/L	1	0.80	1.0	0C26045	EPA 8260D	03/27/20 01:46	KKW	
1,1,2,2-Tetrachloroethane [79-34-5]^	0.54	U	ug/L	1	0.54	1.0	0C26045	EPA 8260D	03/27/20 01:46	KKW	
1,1,2-Trichloroethane [79-00-5]^	0.76	U	ug/L	1	0.76	1.0	0C26045	EPA 8260D	03/27/20 01:46	KKW	
1,1-Dichloroethane [75-34-3]^	0.62	U	ug/L	1	0.62	1.0	0C26045	EPA 8260D	03/27/20 01:46	KKW	
1,1-Dichloroethene [75-35-4]^	0.94	U	ug/L	1	0.94	1.0	0C26045	EPA 8260D	03/27/20 01:46	KKW	
1,2,3-Trichloropropane [96-18-4]^	0.64	U	ug/L	1	0.64	1.0	0C26045	EPA 8260D	03/27/20 01:46	KKW	
1,2-Dichlorobenzene [95-50-1]^	0.73	U	ug/L	1	0.73	1.0	0C26045	EPA 8260D	03/27/20 01:46	KKW	
1,2-Dichloroethane [107-06-2]^	0.63	U	ug/L	1	0.63	1.0	0C26045	EPA 8260D	03/27/20 01:46	KKW	
1,2-Dichloropropane [78-87-5]^	0.80	U	ug/L	1	0.80	1.0	0C26045	EPA 8260D	03/27/20 01:46	KKW	
1,4-Dichlorobenzene [106-46-7]^	0.76	U	ug/L	1	0.76	1.0	0C26045	EPA 8260D	03/27/20 01:46	KKW	
2-Butanone [78-93-3]^	4.5	U	ug/L	1	4.5	5.0	0C26045	EPA 8260D	03/27/20 01:46	KKW	
2-Hexanone [591-78-6]^	1.4	U	ug/L	1	1.4	5.0	0C26045	EPA 8260D	03/27/20 01:46	KKW	
4-Methyl-2-pentanone [108-10-1]^	0.79	U	ug/L	1	0.79	5.0	0C26045	EPA 8260D	03/27/20 01:46	KKW	
Acetone [67-64-1]^	10	U	ug/L	1	10	20	0C26045	EPA 8260D	03/27/20 01:46	KKW	
Acrylonitrile [107-13-1]^	3.2	U	ug/L	1	3.2	10	0C26045	EPA 8260D	03/27/20 01:46	KKW	QV-01
Benzene [71-43-2]^	0.71	U	ug/L	1	0.71	1.0	0C26045	EPA 8260D	03/27/20 01:46	KKW	
Bromochloromethane [74-97-5]^	0.94	U	ug/L	1	0.94	1.0	0C26045	EPA 8260D	03/27/20 01:46	KKW	
Bromodichloromethane [75-27-4]^	0.52	U	ug/L	1	0.52	1.0	0C26045	EPA 8260D	03/27/20 01:46	KKW	
Bromoform [75-25-2]^	0.75	U	ug/L	1	0.75	1.0	0C26045	EPA 8260D	03/27/20 01:46	KKW	
Bromomethane [74-83-9]^	0.95	U	ug/L	1	0.95	1.0	0C26045	EPA 8260D	03/27/20 01:46	KKW	
Carbon disulfide [75-15-0]^	2.6	U	ug/L	1	2.6	5.0	0C26045	EPA 8260D	03/27/20 01:46	KKW	
Carbon tetrachloride [56-23-5]^	0.94	U	ug/L	1	0.94	1.0	0C26045	EPA 8260D	03/27/20 01:46	KKW	
Chlorobenzene [108-90-7]^	0.72	U	ug/L	1	0.72	1.0	0C26045	EPA 8260D	03/27/20 01:46	KKW	
Chloroethane [75-00-3]^	0.98	U	ug/L	1	0.98	1.0	0C26045	EPA 8260D	03/27/20 01:46	KKW	
Chloroform [67-66-3]^	0.80	U	ug/L	1	0.80	1.0	0C26045	EPA 8260D	03/27/20 01:46	KKW	
Chloromethane [74-87-3]^	0.82	U	ug/L	1	0.82	1.0	0C26045	EPA 8260D	03/27/20 01:46	KKW	
cis-1,2-Dichloroethene [156-59-2]^	0.53	U	ug/L	1	0.53	1.0	0C26045	EPA 8260D	03/27/20 01:46	KKW	
cis-1,3-Dichloropropene [10061-01-5]^	0.59	U	ug/L	1	0.59	1.0	0C26045	EPA 8260D	03/27/20 01:46	KKW	
Dibromochloromethane [124-48-1]^	0.44	U	ug/L	1	0.44	1.0	0C26045	EPA 8260D	03/27/20 01:46	KKW	
Dibromomethane [74-95-3]^	0.84	U	ug/L	1	0.84	1.0	0C26045	EPA 8260D	03/27/20 01:46	KKW	
Ethylbenzene [100-41-4]^	0.69	U	ug/L	1	0.69	1.0	0C26045	EPA 8260D	03/27/20 01:46	KKW	
Iodomethane [74-88-4]^	0.72	U	ug/L	1	0.72	5.0	0C26045	EPA 8260D	03/27/20 01:46	KKW	
m,p-Xylenes [108-38-3/106-42-3]^	1.3	U	ug/L	1	1.3	2.0	0C26045	EPA 8260D	03/27/20 01:46	KKW	
Methylene chloride [75-09-2]^	2.0	U	ug/L	1	2.0	5.0	0C26045	EPA 8260D	03/27/20 01:46	KKW	
o-Xylene [95-47-6]^	0.53	U	ug/L	1	0.53	1.0	0C26045	EPA 8260D	03/27/20 01:46	KKW	
Styrene [100-42-5]^	0.61	U	ug/L	1	0.61	1.0	0C26045	EPA 8260D	03/27/20 01:46	KKW	
Tetrachloroethene [127-18-4]^	0.76	U	ug/L	1	0.76	1.0	0C26045	EPA 8260D	03/27/20 01:46	KKW	
Toluene [108-88-3]^	0.72	U	ug/L	1	0.72	1.0	0C26045	EPA 8260D	03/27/20 01:46	KKW	
trans-1,2-Dichloroethene [156-60-5]^	0.73	U	ug/L	1	0.73	1.0	0C26045	EPA 8260D	03/27/20 01:46	KKW	
trans-1,3-Dichloropropene [10061-02-6]^	0.73	U	ug/L	1	0.73	1.0	0C26045	EPA 8260D	03/27/20 01:46	KKW	
trans-1,4-Dichloro-2-butene [110-57-6]^	0.79	U	ug/L	1	0.79	1.0	0C26045	EPA 8260D	03/27/20 01:46	KKW	
Trichloroethene [79-01-6]^	0.89	U	ug/L	1	0.89	1.0	0C26045	EPA 8260D	03/27/20 01:46	KKW	
Trichlorofluoromethane [75-69-4]^	0.94	U	ug/L	1	0.94	1.0	0C26045	EPA 8260D	03/27/20 01:46	KKW	
Vinyl acetate [108-05-4]^	0.60	U	ug/L	1	0.60	5.0	0C26045	EPA 8260D	03/27/20 01:46	KKW	
Vinyl chloride [75-01-4]^	0.71	U	ug/L	1	0.71	1.0	0C26045	EPA 8260D	03/27/20 01:46	KKW	

This report relates only to the sample as received by the laboratory, and may only be reproduced in full.

www.encolabs.com

ANALYTICAL RESULTS

Description: MW-23B
Matrix: Ground Water
Project: ENTERPRISE LF & RECYC (FKA SID LARKIN & SON, INC.)

Lab Sample ID: AD02025-03
Sampled: 03/24/20 11:45
Sampled By: Chris Monaco

Received: 03/25/20 13:10
Work Order: AD02025

Volatile Organic Compounds by GCMS

^ - ENCO Orlando certified analyte [NELAC E83182]

Analyte [CAS Number]	Results	Flag	Units	DF	MDL	PQL	Batch	Method	Analyzed	By	Notes
Xylenes (Total) [1330-20-7]^	1.3	U	ug/L	1	1.3	2.0	0C26045	EPA 8260D	03/27/20 01:46	KKW	

Surrogates	*Results*	*DF*	*Spike Lvl*	*% Rec*	*% Rec Limits*	*Batch*	*Method*	*Analyzed*	*By*	Notes
4-Bromofluorobenzene	*47*	*1*	*50.0*	*94 %*	*41-142*	*0C26045*	*EPA 8260D*	*03/27/20 01:46*	*KKW*	
Dibromofluoromethane	*52*	*1*	*50.0*	*104 %*	*53-146*	*0C26045*	*EPA 8260D*	*03/27/20 01:46*	*KKW*	
Toluene-d8	*52*	*1*	*50.0*	*103 %*	*41-146*	*0C26045*	*EPA 8260D*	*03/27/20 01:46*	*KKW*	

Semivolatile Organic Compounds by GC

^ - ENCO Orlando certified analyte [NELAC E83182]

Analyte [CAS Number]	Results	Flag	Units	DF	MDL	PQL	Batch	Method	Analyzed	By	Notes
1,2-Dibromo-3-chloropropane [96-12-8]^	0.012	U	ug/L	1	0.012	0.020	0C27004	EPA 8011	03/27/20 19:03	RGG	
1,2-Dibromoethane [106-93-4]^	0.010	U	ug/L	1	0.010	0.020	0C27004	EPA 8011	03/27/20 19:03	RGG	

Surrogates	*Results*	*DF*	*Spike Lvl*	*% Rec*	*% Rec Limits*	*Batch*	*Method*	*Analyzed*	*By*	Notes
1,1,1,2-Tetrachloroethane	*0.32*	*1*	*0.250*	*128 %*	*70-130*	*0C27004*	*EPA 8011*	*03/27/20 19:03*	*RGG*	

Metals by EPA 6000/7000 Series Methods

^ - ENCO Orlando certified analyte [NELAC E83182]

Analyte [CAS Number]	Results	Flag	Units	DF	MDL	PQL	Batch	Method	Analyzed	By	Notes
Mercury [7439-97-6]^	0.0230	U	ug/L	1	0.0230	0.200	0C27019	EPA 7470A	03/30/20 09:41	SSE	

Metals (total recoverable) by EPA 6000/7000 Series Methods

Analyte [CAS Number]	Results	Flag	Units	DF	MDL	PQL	Batch	Method	Analyzed	By	Notes
Antimony [7440-36-0]	2.50	U	ug/L	1	2.50	5.00	0C26022	EPA 6020B	03/27/20 12:59	JMA	
Arsenic [7440-38-2]	5.00	U	ug/L	1	5.00	10.0	0C26022	EPA 6020B	03/27/20 12:59	JMA	
Barium [7440-39-3]	50.0	U	ug/L	1	50.0	100	0C26022	EPA 6020B	03/27/20 12:59	JMA	
Beryllium [7440-41-7]	0.500	U	ug/L	1	0.500	1.00	0C26022	EPA 6020B	03/27/20 12:59	JMA	
Cadmium [7440-43-9]	0.500	U	ug/L	1	0.500	3.00	0C26022	EPA 6020B	03/27/20 12:59	JMA	
Chromium [7440-47-3]	5.00	U	ug/L	1	5.00	10.0	0C26022	EPA 6020B	03/27/20 12:59	JMA	
Cobalt [7440-48-4]	5.00	U	ug/L	1	5.00	10.0	0C26022	EPA 6020B	03/27/20 12:59	JMA	
Copper [7440-50-8]	2.50	U	ug/L	1	2.50	10.0	0C26022	EPA 6020B	03/27/20 12:59	JMA	
Iron [7439-89-6]	25.0	U	ug/L	1	25.0	50.0	0C26022	EPA 6020B	03/27/20 12:59	JMA	
Lead [7439-92-1]	2.50	U	ug/L	1	2.50	5.00	0C26022	EPA 6020B	03/27/20 12:59	JMA	
Nickel [7440-02-0]	5.00	U	ug/L	1	5.00	10.0	0C26022	EPA 6020B	03/27/20 12:59	JMA	
Selenium [7782-49-2]	5.00	U	ug/L	1	5.00	10.0	0C26022	EPA 6020B	03/27/20 12:59	JMA	
Silver [7440-22-4]	0.500	U	ug/L	1	0.500	1.00	0C26022	EPA 6020B	03/27/20 12:59	JMA	
Sodium [7440-23-5]	**7.41**		mg/L	1	0.320	1.00	0C26022	EPA 6020B	03/27/20 12:59	JMA	
Thallium [7440-28-0]	0.500	U	ug/L	1	0.500	1.00	0C26022	EPA 6020B	03/27/20 12:59	JMA	
Vanadium [7440-62-2]	5.00	U	ug/L	1	5.00	10.0	0C26022	EPA 6020B	03/27/20 12:59	JMA	
Zinc [7440-66-6]	75.0	U	ug/L	1	75.0	200	0C26022	EPA 6020B	03/27/20 12:59	JMA	

This report relates only to the sample as received by the laboratory, and may only be reproduced in full.

www.encolabs.com

ANALYTICAL RESULTS

Description: MW-23B
Matrix: Ground Water
Project: ENTERPRISE LF & RECYC (FKA SID LARKIN & SON, INC.)

Lab Sample ID: AD02025-03
Sampled: 03/24/20 11:45
Sampled By: Chris Monaco

Received: 03/25/20 13:10
Work Order: AD02025

Classical Chemistry Parameters

^ - ENCO Orlando certified analyte [NELAC E83182]

Analyte [CAS Number]	Results	Flag	Units	DF	MDL	PQL	Batch	Method	Analyzed	By	Notes
Ammonia as N [7664-41-7]^	**0.018**	I	mg/L	1	0.0098	0.020	0C26008	EPA 350.1	03/26/20 13:30	kgonz	
Nitrate as N [14797-55-8]^	**0.17**	I	mg/L	1	0.052	1.0	0C25009	EPA 300.0	03/25/20 18:23	RSA	
Total Dissolved Solids^	**390**		mg/L	1	10	10	0C30015	SM 2540C-2011	04/01/20 09:11	AMP	

Field Parameters

Analyte [CAS Number]	Results	Flag	Units	DF	MDL	PQL	Batch	Method	Analyzed	By	Notes
Depth to Water	**26.7**		Ft	1			0D02027	Field	03/24/20 11:45	CSP	
Dissolved Oxygen	**3.41**		mg/L	1	0	0	0D02027	Field	03/24/20 11:45	CSP	
Oxidation/Reduction Potential	**115.1**		mV	1	-999	-999	0D02027	Field	03/24/20 11:45	CSP	
pH	**6.67**		pH Units	1			0D02027	Field	03/24/20 11:45	CSP	
Specific Conductance (EC)	**664**		umhos/cm	1	0	0	0D02027	Field	03/24/20 11:45	CSP	
Temperature	**25.5**		°C	1	0	0	0D02027	Field	03/24/20 11:45	CSP	
Turbidity	**1.3**		NTU	1	0	0	0D02027	Field	03/24/20 11:45	CSP	
Water Elevation	**69.57**		Ft	1			0D02027	Field	03/24/20 11:45	CSP	

This report relates only to the sample as received by the laboratory, and may only be reproduced in full.

www.encolabs.com

ANALYTICAL RESULTS

Description: MW-22B
Matrix: Ground Water
Project: ENTERPRISE LF & RECYC (FKA SID LARKIN & SON, INC.)

Lab Sample ID: AD02025-04
Sampled: 03/24/20 12:41
Sampled By: Chris Monaco

Received: 03/25/20 13:10
Work Order: AD02025

Volatile Organic Compounds by GCMS

^ - ENCO Orlando certified analyte [NELAC E83182]

Analyte [CAS Number]	Results	Flag	Units	DF	MDL	PQL	Batch	Method	Analyzed	By	Notes
1,1,1,2-Tetrachloroethane [630-20-6]^	0.61	U	ug/L	1	0.61	1.0	0C26045	EPA 8260D	03/27/20 02:17	KKW	
1,1,1-Trichloroethane [71-55-6]^	0.80	U	ug/L	1	0.80	1.0	0C26045	EPA 8260D	03/27/20 02:17	KKW	
1,1,2,2-Tetrachloroethane [79-34-5]^	0.54	U	ug/L	1	0.54	1.0	0C26045	EPA 8260D	03/27/20 02:17	KKW	
1,1,2-Trichloroethane [79-00-5]^	0.76	U	ug/L	1	0.76	1.0	0C26045	EPA 8260D	03/27/20 02:17	KKW	
1,1-Dichloroethane [75-34-3]^	0.62	U	ug/L	1	0.62	1.0	0C26045	EPA 8260D	03/27/20 02:17	KKW	
1,1-Dichloroethene [75-35-4]^	0.94	U	ug/L	1	0.94	1.0	0C26045	EPA 8260D	03/27/20 02:17	KKW	
1,2,3-Trichloropropane [96-18-4]^	0.64	U	ug/L	1	0.64	1.0	0C26045	EPA 8260D	03/27/20 02:17	KKW	
1,2-Dichlorobenzene [95-50-1]^	0.73	U	ug/L	1	0.73	1.0	0C26045	EPA 8260D	03/27/20 02:17	KKW	
1,2-Dichloroethane [107-06-2]^	0.63	U	ug/L	1	0.63	1.0	0C26045	EPA 8260D	03/27/20 02:17	KKW	
1,2-Dichloropropane [78-87-5]^	0.80	U	ug/L	1	0.80	1.0	0C26045	EPA 8260D	03/27/20 02:17	KKW	
1,4-Dichlorobenzene [106-46-7]^	0.76	U	ug/L	1	0.76	1.0	0C26045	EPA 8260D	03/27/20 02:17	KKW	
2-Butanone [78-93-3]^	4.5	U	ug/L	1	4.5	5.0	0C26045	EPA 8260D	03/27/20 02:17	KKW	
2-Hexanone [591-78-6]^	1.4	U	ug/L	1	1.4	5.0	0C26045	EPA 8260D	03/27/20 02:17	KKW	
4-Methyl-2-pentanone [108-10-1]^	0.79	U	ug/L	1	0.79	5.0	0C26045	EPA 8260D	03/27/20 02:17	KKW	
Acetone [67-64-1]^	10	U	ug/L	1	10	20	0C26045	EPA 8260D	03/27/20 02:17	KKW	
Acrylonitrile [107-13-1]^	3.2	U	ug/L	1	3.2	10	0C26045	EPA 8260D	03/27/20 02:17	KKW	QV-01
Benzene [71-43-2]^	0.71	U	ug/L	1	0.71	1.0	0C26045	EPA 8260D	03/27/20 02:17	KKW	
Bromochloromethane [74-97-5]^	0.94	U	ug/L	1	0.94	1.0	0C26045	EPA 8260D	03/27/20 02:17	KKW	
Bromodichloromethane [75-27-4]^	0.52	U	ug/L	1	0.52	1.0	0C26045	EPA 8260D	03/27/20 02:17	KKW	
Bromoform [75-25-2]^	0.75	U	ug/L	1	0.75	1.0	0C26045	EPA 8260D	03/27/20 02:17	KKW	
Bromomethane [74-83-9]^	0.95	U	ug/L	1	0.95	1.0	0C26045	EPA 8260D	03/27/20 02:17	KKW	
Carbon disulfide [75-15-0]^	2.6	U	ug/L	1	2.6	5.0	0C26045	EPA 8260D	03/27/20 02:17	KKW	
Carbon tetrachloride [56-23-5]^	0.94	U	ug/L	1	0.94	1.0	0C26045	EPA 8260D	03/27/20 02:17	KKW	
Chlorobenzene [108-90-7]^	0.72	U	ug/L	1	0.72	1.0	0C26045	EPA 8260D	03/27/20 02:17	KKW	
Chloroethane [75-00-3]^	0.98	U	ug/L	1	0.98	1.0	0C26045	EPA 8260D	03/27/20 02:17	KKW	
Chloroform [67-66-3]^	0.80	U	ug/L	1	0.80	1.0	0C26045	EPA 8260D	03/27/20 02:17	KKW	
Chloromethane [74-87-3]^	0.82	U	ug/L	1	0.82	1.0	0C26045	EPA 8260D	03/27/20 02:17	KKW	
cis-1,2-Dichloroethene [156-59-2]^	0.53	U	ug/L	1	0.53	1.0	0C26045	EPA 8260D	03/27/20 02:17	KKW	
cis-1,3-Dichloropropene [10061-01-5]^	0.59	U	ug/L	1	0.59	1.0	0C26045	EPA 8260D	03/27/20 02:17	KKW	
Dibromochloromethane [124-48-1]^	0.44	U	ug/L	1	0.44	1.0	0C26045	EPA 8260D	03/27/20 02:17	KKW	
Dibromomethane [74-95-3]^	0.84	U	ug/L	1	0.84	1.0	0C26045	EPA 8260D	03/27/20 02:17	KKW	
Ethylbenzene [100-41-4]^	0.69	U	ug/L	1	0.69	1.0	0C26045	EPA 8260D	03/27/20 02:17	KKW	
Iodomethane [74-88-4]^	0.72	U	ug/L	1	0.72	5.0	0C26045	EPA 8260D	03/27/20 02:17	KKW	
m,p-Xylenes [108-38-3/106-42-3]^	1.3	U	ug/L	1	1.3	2.0	0C26045	EPA 8260D	03/27/20 02:17	KKW	
Methylene chloride [75-09-2]^	2.0	U	ug/L	1	2.0	5.0	0C26045	EPA 8260D	03/27/20 02:17	KKW	
o-Xylene [95-47-6]^	0.53	U	ug/L	1	0.53	1.0	0C26045	EPA 8260D	03/27/20 02:17	KKW	
Styrene [100-42-5]^	0.61	U	ug/L	1	0.61	1.0	0C26045	EPA 8260D	03/27/20 02:17	KKW	
Tetrachloroethene [127-18-4]^	0.76	U	ug/L	1	0.76	1.0	0C26045	EPA 8260D	03/27/20 02:17	KKW	
Toluene [108-88-3]^	0.72	U	ug/L	1	0.72	1.0	0C26045	EPA 8260D	03/27/20 02:17	KKW	
trans-1,2-Dichloroethene [156-60-5]^	0.73	U	ug/L	1	0.73	1.0	0C26045	EPA 8260D	03/27/20 02:17	KKW	
trans-1,3-Dichloropropene [10061-02-6]^	0.73	U	ug/L	1	0.73	1.0	0C26045	EPA 8260D	03/27/20 02:17	KKW	
trans-1,4-Dichloro-2-butene [110-57-6]^	0.79	U	ug/L	1	0.79	1.0	0C26045	EPA 8260D	03/27/20 02:17	KKW	
Trichloroethene [79-01-6]^	0.89	U	ug/L	1	0.89	1.0	0C26045	EPA 8260D	03/27/20 02:17	KKW	
Trichlorofluoromethane [75-69-4]^	0.94	U	ug/L	1	0.94	1.0	0C26045	EPA 8260D	03/27/20 02:17	KKW	
Vinyl acetate [108-05-4]^	0.60	U	ug/L	1	0.60	5.0	0C26045	EPA 8260D	03/27/20 02:17	KKW	
Vinyl chloride [75-01-4]^	0.71	U	ug/L	1	0.71	1.0	0C26045	EPA 8260D	03/27/20 02:17	KKW	

This report relates only to the sample as received by the laboratory, and may only be reproduced in full.

www.encolabs.com

ANALYTICAL RESULTS

Description: MW-22B
Matrix: Ground Water
Project: ENTERPRISE LF & RECYC (FKA SID LARKIN & SON, INC.)

Lab Sample ID: AD02025-04
Sampled: 03/24/20 12:41
Sampled By: Chris Monaco

Received: 03/25/20 13:10
Work Order: AD02025

Volatile Organic Compounds by GCMS

^ - ENCO Orlando certified analyte [NELAC E83182]

Analyte [CAS Number]	Results	Flag	Units	DF	MDL	PQL	Batch	Method	Analyzed	By	Notes
Xylenes (Total) [1330-20-7]^	1.3	U	ug/L	1	1.3	2.0	0C26045	EPA 8260D	03/27/20 02:17	KKW	

Surrogates	*Results*	*DF*	*Spike Lvl*	*% Rec*	*% Rec Limits*	*Batch*	*Method*	*Analyzed*	*By*	Notes
4-Bromofluorobenzene	*49*	*1*	*50.0*	*98 %*	*41-142*	*0C26045*	*EPA 8260D*	*03/27/20 02:17*	*KKW*	
Dibromofluoromethane	*49*	*1*	*50.0*	*99 %*	*53-146*	*0C26045*	*EPA 8260D*	*03/27/20 02:17*	*KKW*	
Toluene-d8	*52*	*1*	*50.0*	*104 %*	*41-146*	*0C26045*	*EPA 8260D*	*03/27/20 02:17*	*KKW*	

Semivolatile Organic Compounds by GC

^ - ENCO Orlando certified analyte [NELAC E83182]

Analyte [CAS Number]	Results	Flag	Units	DF	MDL	PQL	Batch	Method	Analyzed	By	Notes
1,2-Dibromo-3-chloropropane [96-12-8]^	0.012	U	ug/L	1	0.012	0.020	0C31018	EPA 8011	04/01/20 20:13	RGG	
1,2-Dibromoethane [106-93-4]^	0.010	U	ug/L	1	0.010	0.020	0C31018	EPA 8011	04/01/20 20:13	RGG	

Surrogates	*Results*	*DF*	*Spike Lvl*	*% Rec*	*% Rec Limits*	*Batch*	*Method*	*Analyzed*	*By*	Notes
1,1,1,2-Tetrachloroethane	*0.27*	*1*	*0.250*	*108 %*	*70-130*	*0C31018*	*EPA 8011*	*04/01/20 20:13*	*RGG*	

Metals by EPA 6000/7000 Series Methods

^ - ENCO Orlando certified analyte [NELAC E83182]

Analyte [CAS Number]	Results	Flag	Units	DF	MDL	PQL	Batch	Method	Analyzed	By	Notes
Mercury [7439-97-6]^	0.0230	U	ug/L	1	0.0230	0.200	0C27019	EPA 7470A	03/30/20 09:44	SSE	

Metals (total recoverable) by EPA 6000/7000 Series Methods

Analyte [CAS Number]	Results	Flag	Units	DF	MDL	PQL	Batch	Method	Analyzed	By	Notes
Antimony [7440-36-0]	2.50	U	ug/L	1	2.50	5.00	0C26022	EPA 6020B	03/27/20 13:03	JMA	
Arsenic [7440-38-2]	5.00	U	ug/L	1	5.00	10.0	0C26022	EPA 6020B	03/27/20 13:03	JMA	
Barium [7440-39-3]	50.0	U	ug/L	1	50.0	100	0C26022	EPA 6020B	03/27/20 13:03	JMA	
Beryllium [7440-41-7]	0.500	U	ug/L	1	0.500	1.00	0C26022	EPA 6020B	03/27/20 13:03	JMA	
Cadmium [7440-43-9]	0.500	U	ug/L	1	0.500	3.00	0C26022	EPA 6020B	03/27/20 13:03	JMA	
Chromium [7440-47-3]	5.00	U	ug/L	1	5.00	10.0	0C26022	EPA 6020B	03/27/20 13:03	JMA	
Cobalt [7440-48-4]	5.00	U	ug/L	1	5.00	10.0	0C26022	EPA 6020B	03/27/20 13:03	JMA	
Copper [7440-50-8]	2.50	U	ug/L	1	2.50	10.0	0C26022	EPA 6020B	03/27/20 13:03	JMA	
Iron [7439-89-6]	**30.1**	I	ug/L	1	25.0	50.0	0C26022	EPA 6020B	03/27/20 13:03	JMA	
Lead [7439-92-1]	2.50	U	ug/L	1	2.50	5.00	0C26022	EPA 6020B	03/27/20 13:03	JMA	
Nickel [7440-02-0]	5.00	U	ug/L	1	5.00	10.0	0C26022	EPA 6020B	03/27/20 13:03	JMA	
Selenium [7782-49-2]	5.00	U	ug/L	1	5.00	10.0	0C26022	EPA 6020B	03/27/20 13:03	JMA	
Silver [7440-22-4]	0.500	U	ug/L	1	0.500	1.00	0C26022	EPA 6020B	03/27/20 13:03	JMA	
Sodium [7440-23-5]	**4.14**		mg/L	1	0.320	1.00	0C26022	EPA 6020B	03/27/20 13:03	JMA	
Thallium [7440-28-0]	0.500	U	ug/L	1	0.500	1.00	0C26022	EPA 6020B	03/27/20 13:03	JMA	
Vanadium [7440-62-2]	5.00	U	ug/L	1	5.00	10.0	0C26022	EPA 6020B	03/27/20 13:03	JMA	
Zinc [7440-66-6]	75.0	U	ug/L	1	75.0	200	0C26022	EPA 6020B	03/27/20 13:03	JMA	

This report relates only to the sample as received by the laboratory, and may only be reproduced in full.

www.encolabs.com

ANALYTICAL RESULTS

Description: MW-22B
Matrix: Ground Water
Project: ENTERPRISE LF & RECYC (FKA SID LARKIN & SON, INC.)

Lab Sample ID: AD02025-04
Sampled: 03/24/20 12:41
Sampled By: Chris Monaco

Received: 03/25/20 13:10
Work Order: AD02025

Classical Chemistry Parameters

^ - ENCO Orlando certified analyte [NELAC E83182]

Analyte [CAS Number]	Results	Flag	Units	DF	MDL	PQL	Batch	Method	Analyzed	By	Notes
Ammonia as N [7664-41-7]^	0.0098	U	mg/L	1	0.0098	0.020	0C26008	EPA 350.1	03/26/20 13:31	kgonz	
Chloride [16887-00-6]^	**5.4**		mg/L	1	0.29	5.0	0C25009	EPA 300.0	03/25/20 18:39	RSA	
Nitrate as N [14797-55-8]^	**0.99**	I	mg/L	1	0.052	1.0	0C25009	EPA 300.0	03/25/20 18:39	RSA	
Total Dissolved Solids^	**150**		mg/L	1	10	10	0C30015	SM 2540C-2011	04/01/20 09:11	AMP	

Field Parameters

Analyte [CAS Number]	Results	Flag	Units	DF	MDL	PQL	Batch	Method	Analyzed	By	Notes
Depth to Water	**27.14**		Ft	1			0D02027	Field	03/24/20 12:41	CSP	
Dissolved Oxygen	**3.23**		mg/L	1	0	0	0D02027	Field	03/24/20 12:41	CSP	
Oxidation/Reduction Potential	**50.4**		mV	1	-999	-999	0D02027	Field	03/24/20 12:41	CSP	
pH	**7.71**		pH Units	1			0D02027	Field	03/24/20 12:41	CSP	
Specific Conductance (EC)	**241.4**		umhos/cm	1	0	0	0D02027	Field	03/24/20 12:41	CSP	
Temperature	**24.1**		°C	1	0	0	0D02027	Field	03/24/20 12:41	CSP	
Turbidity	**12.9**		NTU	1	0	0	0D02027	Field	03/24/20 12:41	CSP	
Water Elevation	**69.57**		Ft	1			0D02027	Field	03/24/20 12:41	CSP	

This report relates only to the sample as received by the laboratory, and may only be reproduced in full.

www.encolabs.com

ANALYTICAL RESULTS

Description: MW-22A
Matrix: Ground Water
Project: ENTERPRISE LF & RECYC (FKA SID LARKIN & SON, INC.)

Lab Sample ID: AD02025-05
Sampled: 03/24/20 13:21
Sampled By: Chris Monaco

Received: 03/25/20 13:10
Work Order: AD02025

Volatile Organic Compounds by GCMS

^ - ENCO Orlando certified analyte [NELAC E83182]

Analyte [CAS Number]	Results	Flag	Units	DF	MDL	PQL	Batch	Method	Analyzed	By	Notes
1,1,1,2-Tetrachloroethane [630-20-6]^	0.61	U	ug/L	1	0.61	1.0	0C26045	EPA 8260D	03/27/20 02:47	KKW	
1,1,1-Trichloroethane [71-55-6]^	0.80	U	ug/L	1	0.80	1.0	0C26045	EPA 8260D	03/27/20 02:47	KKW	
1,1,2,2-Tetrachloroethane [79-34-5]^	0.54	U	ug/L	1	0.54	1.0	0C26045	EPA 8260D	03/27/20 02:47	KKW	
1,1,2-Trichloroethane [79-00-5]^	0.76	U	ug/L	1	0.76	1.0	0C26045	EPA 8260D	03/27/20 02:47	KKW	
1,1-Dichloroethane [75-34-3]^	0.62	U	ug/L	1	0.62	1.0	0C26045	EPA 8260D	03/27/20 02:47	KKW	
1,1-Dichloroethene [75-35-4]^	0.94	U	ug/L	1	0.94	1.0	0C26045	EPA 8260D	03/27/20 02:47	KKW	
1,2,3-Trichloropropane [96-18-4]^	0.64	U	ug/L	1	0.64	1.0	0C26045	EPA 8260D	03/27/20 02:47	KKW	
1,2-Dichlorobenzene [95-50-1]^	0.73	U	ug/L	1	0.73	1.0	0C26045	EPA 8260D	03/27/20 02:47	KKW	
1,2-Dichloroethane [107-06-2]^	0.63	U	ug/L	1	0.63	1.0	0C26045	EPA 8260D	03/27/20 02:47	KKW	
1,2-Dichloropropane [78-87-5]^	0.80	U	ug/L	1	0.80	1.0	0C26045	EPA 8260D	03/27/20 02:47	KKW	
1,4-Dichlorobenzene [106-46-7]^	0.76	U	ug/L	1	0.76	1.0	0C26045	EPA 8260D	03/27/20 02:47	KKW	
2-Butanone [78-93-3]^	4.5	U	ug/L	1	4.5	5.0	0C26045	EPA 8260D	03/27/20 02:47	KKW	
2-Hexanone [591-78-6]^	1.4	U	ug/L	1	1.4	5.0	0C26045	EPA 8260D	03/27/20 02:47	KKW	
4-Methyl-2-pentanone [108-10-1]^	0.79	U	ug/L	1	0.79	5.0	0C26045	EPA 8260D	03/27/20 02:47	KKW	
Acetone [67-64-1]^	10	U	ug/L	1	10	20	0C26045	EPA 8260D	03/27/20 02:47	KKW	
Acrylonitrile [107-13-1]^	3.2	U	ug/L	1	3.2	10	0C26045	EPA 8260D	03/27/20 02:47	KKW	QV-01
Benzene [71-43-2]^	0.71	U	ug/L	1	0.71	1.0	0C26045	EPA 8260D	03/27/20 02:47	KKW	
Bromochloromethane [74-97-5]^	0.94	U	ug/L	1	0.94	1.0	0C26045	EPA 8260D	03/27/20 02:47	KKW	
Bromodichloromethane [75-27-4]^	0.52	U	ug/L	1	0.52	1.0	0C26045	EPA 8260D	03/27/20 02:47	KKW	
Bromoform [75-25-2]^	0.75	U	ug/L	1	0.75	1.0	0C26045	EPA 8260D	03/27/20 02:47	KKW	
Bromomethane [74-83-9]^	0.95	U	ug/L	1	0.95	1.0	0C26045	EPA 8260D	03/27/20 02:47	KKW	
Carbon disulfide [75-15-0]^	2.6	U	ug/L	1	2.6	5.0	0C26045	EPA 8260D	03/27/20 02:47	KKW	
Carbon tetrachloride [56-23-5]^	0.94	U	ug/L	1	0.94	1.0	0C26045	EPA 8260D	03/27/20 02:47	KKW	
Chlorobenzene [108-90-7]^	0.72	U	ug/L	1	0.72	1.0	0C26045	EPA 8260D	03/27/20 02:47	KKW	
Chloroethane [75-00-3]^	0.98	U	ug/L	1	0.98	1.0	0C26045	EPA 8260D	03/27/20 02:47	KKW	
Chloroform [67-66-3]^	0.80	U	ug/L	1	0.80	1.0	0C26045	EPA 8260D	03/27/20 02:47	KKW	
Chloromethane [74-87-3]^	0.82	U	ug/L	1	0.82	1.0	0C26045	EPA 8260D	03/27/20 02:47	KKW	
cis-1,2-Dichloroethene [156-59-2]^	0.53	U	ug/L	1	0.53	1.0	0C26045	EPA 8260D	03/27/20 02:47	KKW	
cis-1,3-Dichloropropene [10061-01-5]^	0.59	U	ug/L	1	0.59	1.0	0C26045	EPA 8260D	03/27/20 02:47	KKW	
Dibromochloromethane [124-48-1]^	0.44	U	ug/L	1	0.44	1.0	0C26045	EPA 8260D	03/27/20 02:47	KKW	
Dibromomethane [74-95-3]^	0.84	U	ug/L	1	0.84	1.0	0C26045	EPA 8260D	03/27/20 02:47	KKW	
Ethylbenzene [100-41-4]^	0.69	U	ug/L	1	0.69	1.0	0C26045	EPA 8260D	03/27/20 02:47	KKW	
Iodomethane [74-88-4]^	0.72	U	ug/L	1	0.72	5.0	0C26045	EPA 8260D	03/27/20 02:47	KKW	
m,p-Xylenes [108-38-3/106-42-3]^	1.3	U	ug/L	1	1.3	2.0	0C26045	EPA 8260D	03/27/20 02:47	KKW	
Methylene chloride [75-09-2]^	2.0	U	ug/L	1	2.0	5.0	0C26045	EPA 8260D	03/27/20 02:47	KKW	
o-Xylene [95-47-6]^	0.53	U	ug/L	1	0.53	1.0	0C26045	EPA 8260D	03/27/20 02:47	KKW	
Styrene [100-42-5]^	0.61	U	ug/L	1	0.61	1.0	0C26045	EPA 8260D	03/27/20 02:47	KKW	
Tetrachloroethene [127-18-4]^	0.76	U	ug/L	1	0.76	1.0	0C26045	EPA 8260D	03/27/20 02:47	KKW	
Toluene [108-88-3]^	0.72	U	ug/L	1	0.72	1.0	0C26045	EPA 8260D	03/27/20 02:47	KKW	
trans-1,2-Dichloroethene [156-60-5]^	0.73	U	ug/L	1	0.73	1.0	0C26045	EPA 8260D	03/27/20 02:47	KKW	
trans-1,3-Dichloropropene [10061-02-6]^	0.73	U	ug/L	1	0.73	1.0	0C26045	EPA 8260D	03/27/20 02:47	KKW	
trans-1,4-Dichloro-2-butene [110-57-6]^	0.79	U	ug/L	1	0.79	1.0	0C26045	EPA 8260D	03/27/20 02:47	KKW	
Trichloroethene [79-01-6]^	0.89	U	ug/L	1	0.89	1.0	0C26045	EPA 8260D	03/27/20 02:47	KKW	
Trichlorofluoromethane [75-69-4]^	0.94	U	ug/L	1	0.94	1.0	0C26045	EPA 8260D	03/27/20 02:47	KKW	
Vinyl acetate [108-05-4]^	0.60	U	ug/L	1	0.60	5.0	0C26045	EPA 8260D	03/27/20 02:47	KKW	
Vinyl chloride [75-01-4]^	0.71	U	ug/L	1	0.71	1.0	0C26045	EPA 8260D	03/27/20 02:47	KKW	

This report relates only to the sample as received by the laboratory, and may only be reproduced in full.

www.encolabs.com

ANALYTICAL RESULTS

Description: MW-22A
Matrix: Ground Water
Project: ENTERPRISE LF & RECYC (FKA SID LARKIN & SON, INC.)

Lab Sample ID: AD02025-05
Sampled: 03/24/20 13:21
Sampled By: Chris Monaco

Received: 03/25/20 13:10
Work Order: AD02025

Volatile Organic Compounds by GCMS

^ - ENCO Orlando certified analyte [NELAC E83182]

Analyte [CAS Number]	Results	Flag	Units	DF	MDL	PQL	Batch	Method	Analyzed	By	Notes
Xylenes (Total) [1330-20-7]^	1.3	U	ug/L	1	1.3	2.0	0C26045	EPA 8260D	03/27/20 02:47	KKW	

Surrogates	*Results*	*DF*	*Spike Lvl*	*% Rec*	*% Rec Limits*	*Batch*	*Method*	*Analyzed*	*By*	Notes
4-Bromofluorobenzene	*47*	*1*	*50.0*	*95 %*	*41-142*	*0C26045*	*EPA 8260D*	*03/27/20 02:47*	*KKW*	
Dibromofluoromethane	*49*	*1*	*50.0*	*98 %*	*53-146*	*0C26045*	*EPA 8260D*	*03/27/20 02:47*	*KKW*	
Toluene-d8	*52*	*1*	*50.0*	*103 %*	*41-146*	*0C26045*	*EPA 8260D*	*03/27/20 02:47*	*KKW*	

Semivolatile Organic Compounds by GC

^ - ENCO Orlando certified analyte [NELAC E83182]

Analyte [CAS Number]	Results	Flag	Units	DF	MDL	PQL	Batch	Method	Analyzed	By	Notes
1,2-Dibromo-3-chloropropane [96-12-8]^	0.012	U	ug/L	1	0.012	0.020	0C31018	EPA 8011	04/01/20 21:25	RGG	
1,2-Dibromoethane [106-93-4]^	0.010	U	ug/L	1	0.010	0.020	0C31018	EPA 8011	04/01/20 21:25	RGG	

Surrogates	*Results*	*DF*	*Spike Lvl*	*% Rec*	*% Rec Limits*	*Batch*	*Method*	*Analyzed*	*By*	Notes
1,1,1,2-Tetrachloroethane	*0.27*	*1*	*0.250*	*107 %*	*70-130*	*0C31018*	*EPA 8011*	*04/01/20 21:25*	*RGG*	

Metals by EPA 6000/7000 Series Methods

^ - ENCO Orlando certified analyte [NELAC E83182]

Analyte [CAS Number]	Results	Flag	Units	DF	MDL	PQL	Batch	Method	Analyzed	By	Notes
Mercury [7439-97-6]^	0.0230	U	ug/L	1	0.0230	0.200	0C27019	EPA 7470A	03/30/20 10:12	SSE	

Metals (total recoverable) by EPA 6000/7000 Series Methods

Analyte [CAS Number]	Results	Flag	Units	DF	MDL	PQL	Batch	Method	Analyzed	By	Notes
Antimony [7440-36-0]	2.50	U	ug/L	1	2.50	5.00	0C26022	EPA 6020B	03/27/20 13:07	JMA	
Arsenic [7440-38-2]	5.00	U	ug/L	1	5.00	10.0	0C26022	EPA 6020B	03/27/20 13:07	JMA	
Barium [7440-39-3]	50.0	U	ug/L	1	50.0	100	0C26022	EPA 6020B	03/27/20 13:07	JMA	
Beryllium [7440-41-7]	0.500	U	ug/L	1	0.500	1.00	0C26022	EPA 6020B	03/27/20 13:07	JMA	
Cadmium [7440-43-9]	0.500	U	ug/L	1	0.500	3.00	0C26022	EPA 6020B	03/27/20 13:07	JMA	
Chromium [7440-47-3]	5.00	U	ug/L	1	5.00	10.0	0C26022	EPA 6020B	03/27/20 13:07	JMA	
Cobalt [7440-48-4]	5.00	U	ug/L	1	5.00	10.0	0C26022	EPA 6020B	03/27/20 13:07	JMA	
Copper [7440-50-8]	2.50	U	ug/L	1	2.50	10.0	0C26022	EPA 6020B	03/27/20 13:07	JMA	
Iron [7439-89-6]	**59.1**		ug/L	1	25.0	50.0	0C26022	EPA 6020B	03/27/20 13:07	JMA	
Lead [7439-92-1]	2.50	U	ug/L	1	2.50	5.00	0C26022	EPA 6020B	03/27/20 13:07	JMA	
Nickel [7440-02-0]	5.00	U	ug/L	1	5.00	10.0	0C26022	EPA 6020B	03/27/20 13:07	JMA	
Selenium [7782-49-2]	5.00	U	ug/L	1	5.00	10.0	0C26022	EPA 6020B	03/27/20 13:07	JMA	
Silver [7440-22-4]	0.500	U	ug/L	1	0.500	1.00	0C26022	EPA 6020B	03/27/20 13:07	JMA	
Sodium [7440-23-5]	**4.44**		mg/L	1	0.320	1.00	0C26022	EPA 6020B	03/27/20 13:07	JMA	
Thallium [7440-28-0]	0.500	U	ug/L	1	0.500	1.00	0C26022	EPA 6020B	03/27/20 13:07	JMA	
Vanadium [7440-62-2]	5.00	U	ug/L	1	5.00	10.0	0C26022	EPA 6020B	03/27/20 13:07	JMA	
Zinc [7440-66-6]	75.0	U	ug/L	1	75.0	200	0C26022	EPA 6020B	03/27/20 13:07	JMA	

This report relates only to the sample as received by the laboratory, and may only be reproduced in full.

www.encolabs.com

ANALYTICAL RESULTS

Description: MW-22A
Matrix: Ground Water
Project: ENTERPRISE LF & RECYC (FKA SID LARKIN & SON, INC.)

Lab Sample ID: AD02025-05
Sampled: 03/24/20 13:21
Sampled By: Chris Monaco

Received: 03/25/20 13:10
Work Order: AD02025

Classical Chemistry Parameters

^ - ENCO Orlando certified analyte [NELAC E83182]

Analyte [CAS Number]	Results	Flag	Units	DF	MDL	PQL	Batch	Method	Analyzed	By	Notes
Ammonia as N [7664-41-7]^	0.0098	U	mg/L	1	0.0098	0.020	0C26008	EPA 350.1	03/26/20 13:32	kgonz	
Chloride [16887-00-6]^	**3.3**	I	mg/L	1	0.29	5.0	0C25009	EPA 300.0	03/25/20 18:55	RSA	
Nitrate as N [14797-55-8]^	**1.3**		mg/L	1	0.052	1.0	0C25009	EPA 300.0	03/25/20 18:55	RSA	
Total Dissolved Solids^	**140**		mg/L	1	10	10	0C30015	SM 2540C-2011	04/01/20 09:11	AMP	

Field Parameters

Analyte [CAS Number]	Results	Flag	Units	DF	MDL	PQL	Batch	Method	Analyzed	By	Notes
Depth to Water	**26.66**		Ft	1			0D02027	Field	03/24/20 13:21	CSP	
Dissolved Oxygen	**3.31**		mg/L	1	0	0	0D02027	Field	03/24/20 13:21	CSP	
Oxidation/Reduction Potential	**97.7**		mV	1	-999	-999	0D02027	Field	03/24/20 13:21	CSP	
pH	**6.62**		pH Units	1			0D02027	Field	03/24/20 13:21	CSP	
Specific Conductance (EC)	**229.2**		umhos/cm	1	0	0	0D02027	Field	03/24/20 13:21	CSP	
Temperature	**25.6**		°C	1	0	0	0D02027	Field	03/24/20 13:21	CSP	
Turbidity	**7**		NTU	1	0	0	0D02027	Field	03/24/20 13:21	CSP	
Water Elevation	**70.45**		Ft	1			0D02027	Field	03/24/20 13:21	CSP	

This report relates only to the sample as received by the laboratory, and may only be reproduced in full.

www.encolabs.com

ANALYTICAL RESULTS

Description: MW-21A
Matrix: Ground Water
Project: ENTERPRISE LF & RECYC (FKA SID LARKIN & SON, INC.)

Lab Sample ID: AD02025-06
Sampled: 03/24/20 14:00
Sampled By: Chris Monaco

Received: 03/25/20 13:10
Work Order: AD02025

Volatile Organic Compounds by GCMS

^ - ENCO Orlando certified analyte [NELAC E83182]

Analyte [CAS Number]	Results	Flag	Units	DF	MDL	PQL	Batch	Method	Analyzed	By	Notes
1,1,1,2-Tetrachloroethane [630-20-6]^	0.61	U	ug/L	1	0.61	1.0	0C26045	EPA 8260D	03/27/20 03:18	KKW	
1,1,1-Trichloroethane [71-55-6]^	0.80	U	ug/L	1	0.80	1.0	0C26045	EPA 8260D	03/27/20 03:18	KKW	
1,1,2,2-Tetrachloroethane [79-34-5]^	0.54	U	ug/L	1	0.54	1.0	0C26045	EPA 8260D	03/27/20 03:18	KKW	
1,1,2-Trichloroethane [79-00-5]^	0.76	U	ug/L	1	0.76	1.0	0C26045	EPA 8260D	03/27/20 03:18	KKW	
1,1-Dichloroethane [75-34-3]^	0.62	U	ug/L	1	0.62	1.0	0C26045	EPA 8260D	03/27/20 03:18	KKW	
1,1-Dichloroethene [75-35-4]^	0.94	U	ug/L	1	0.94	1.0	0C26045	EPA 8260D	03/27/20 03:18	KKW	
1,2,3-Trichloropropane [96-18-4]^	0.64	U	ug/L	1	0.64	1.0	0C26045	EPA 8260D	03/27/20 03:18	KKW	
1,2-Dichlorobenzene [95-50-1]^	0.73	U	ug/L	1	0.73	1.0	0C26045	EPA 8260D	03/27/20 03:18	KKW	
1,2-Dichloroethane [107-06-2]^	0.63	U	ug/L	1	0.63	1.0	0C26045	EPA 8260D	03/27/20 03:18	KKW	
1,2-Dichloropropane [78-87-5]^	0.80	U	ug/L	1	0.80	1.0	0C26045	EPA 8260D	03/27/20 03:18	KKW	
1,4-Dichlorobenzene [106-46-7]^	0.76	U	ug/L	1	0.76	1.0	0C26045	EPA 8260D	03/27/20 03:18	KKW	
2-Butanone [78-93-3]^	4.5	U	ug/L	1	4.5	5.0	0C26045	EPA 8260D	03/27/20 03:18	KKW	
2-Hexanone [591-78-6]^	1.4	U	ug/L	1	1.4	5.0	0C26045	EPA 8260D	03/27/20 03:18	KKW	
4-Methyl-2-pentanone [108-10-1]^	0.79	U	ug/L	1	0.79	5.0	0C26045	EPA 8260D	03/27/20 03:18	KKW	
Acetone [67-64-1]^	10	U	ug/L	1	10	20	0C26045	EPA 8260D	03/27/20 03:18	KKW	
Acrylonitrile [107-13-1]^	3.2	U	ug/L	1	3.2	10	0C26045	EPA 8260D	03/27/20 03:18	KKW	QV-01
Benzene [71-43-2]^	0.71	U	ug/L	1	0.71	1.0	0C26045	EPA 8260D	03/27/20 03:18	KKW	
Bromochloromethane [74-97-5]^	0.94	U	ug/L	1	0.94	1.0	0C26045	EPA 8260D	03/27/20 03:18	KKW	
Bromodichloromethane [75-27-4]^	0.52	U	ug/L	1	0.52	1.0	0C26045	EPA 8260D	03/27/20 03:18	KKW	
Bromoform [75-25-2]^	0.75	U	ug/L	1	0.75	1.0	0C26045	EPA 8260D	03/27/20 03:18	KKW	
Bromomethane [74-83-9]^	0.95	U	ug/L	1	0.95	1.0	0C26045	EPA 8260D	03/27/20 03:18	KKW	
Carbon disulfide [75-15-0]^	2.6	U	ug/L	1	2.6	5.0	0C26045	EPA 8260D	03/27/20 03:18	KKW	
Carbon tetrachloride [56-23-5]^	0.94	U	ug/L	1	0.94	1.0	0C26045	EPA 8260D	03/27/20 03:18	KKW	
Chlorobenzene [108-90-7]^	0.72	U	ug/L	1	0.72	1.0	0C26045	EPA 8260D	03/27/20 03:18	KKW	
Chloroethane [75-00-3]^	0.98	U	ug/L	1	0.98	1.0	0C26045	EPA 8260D	03/27/20 03:18	KKW	
Chloroform [67-66-3]^	0.80	U	ug/L	1	0.80	1.0	0C26045	EPA 8260D	03/27/20 03:18	KKW	
Chloromethane [74-87-3]^	0.82	U	ug/L	1	0.82	1.0	0C26045	EPA 8260D	03/27/20 03:18	KKW	
cis-1,2-Dichloroethene [156-59-2]^	0.53	U	ug/L	1	0.53	1.0	0C26045	EPA 8260D	03/27/20 03:18	KKW	
cis-1,3-Dichloropropene [10061-01-5]^	0.59	U	ug/L	1	0.59	1.0	0C26045	EPA 8260D	03/27/20 03:18	KKW	
Dibromochloromethane [124-48-1]^	0.44	U	ug/L	1	0.44	1.0	0C26045	EPA 8260D	03/27/20 03:18	KKW	
Dibromomethane [74-95-3]^	0.84	U	ug/L	1	0.84	1.0	0C26045	EPA 8260D	03/27/20 03:18	KKW	
Ethylbenzene [100-41-4]^	0.69	U	ug/L	1	0.69	1.0	0C26045	EPA 8260D	03/27/20 03:18	KKW	
Iodomethane [74-88-4]^	0.72	U	ug/L	1	0.72	5.0	0C26045	EPA 8260D	03/27/20 03:18	KKW	
m,p-Xylenes [108-38-3/106-42-3]^	1.3	U	ug/L	1	1.3	2.0	0C26045	EPA 8260D	03/27/20 03:18	KKW	
Methylene chloride [75-09-2]^	2.0	U	ug/L	1	2.0	5.0	0C26045	EPA 8260D	03/27/20 03:18	KKW	
o-Xylene [95-47-6]^	0.53	U	ug/L	1	0.53	1.0	0C26045	EPA 8260D	03/27/20 03:18	KKW	
Styrene [100-42-5]^	0.61	U	ug/L	1	0.61	1.0	0C26045	EPA 8260D	03/27/20 03:18	KKW	
Tetrachloroethene [127-18-4]^	0.76	U	ug/L	1	0.76	1.0	0C26045	EPA 8260D	03/27/20 03:18	KKW	
Toluene [108-88-3]^	0.72	U	ug/L	1	0.72	1.0	0C26045	EPA 8260D	03/27/20 03:18	KKW	
trans-1,2-Dichloroethene [156-60-5]^	0.73	U	ug/L	1	0.73	1.0	0C26045	EPA 8260D	03/27/20 03:18	KKW	
trans-1,3-Dichloropropene [10061-02-6]^	0.73	U	ug/L	1	0.73	1.0	0C26045	EPA 8260D	03/27/20 03:18	KKW	
trans-1,4-Dichloro-2-butene [110-57-6]^	0.79	U	ug/L	1	0.79	1.0	0C26045	EPA 8260D	03/27/20 03:18	KKW	
Trichloroethene [79-01-6]^	0.89	U	ug/L	1	0.89	1.0	0C26045	EPA 8260D	03/27/20 03:18	KKW	
Trichlorofluoromethane [75-69-4]^	0.94	U	ug/L	1	0.94	1.0	0C26045	EPA 8260D	03/27/20 03:18	KKW	
Vinyl acetate [108-05-4]^	0.60	U	ug/L	1	0.60	5.0	0C26045	EPA 8260D	03/27/20 03:18	KKW	
Vinyl chloride [75-01-4]^	0.71	U	ug/L	1	0.71	1.0	0C26045	EPA 8260D	03/27/20 03:18	KKW	

This report relates only to the sample as received by the laboratory, and may only be reproduced in full.

www.encolabs.com

ANALYTICAL RESULTS

Description: MW-21A
Matrix: Ground Water
Project: ENTERPRISE LF & RECYC (FKA SID LARKIN & SON, INC.)

Lab Sample ID: AD02025-06
Sampled: 03/24/20 14:00
Sampled By: Chris Monaco

Received: 03/25/20 13:10
Work Order: AD02025

Volatile Organic Compounds by GCMS

^ - ENCO Orlando certified analyte [NELAC E83182]

Analyte [CAS Number]	Results	Flag	Units	DF	MDL	PQL	Batch	Method	Analyzed	By	Notes
Xylenes (Total) [1330-20-7]^	1.3	U	ug/L	1	1.3	2.0	0C26045	EPA 8260D	03/27/20 03:18	KKW	

Surrogates	*Results*	*DF*	*Spike Lvl*	*% Rec*	*% Rec Limits*	*Batch*	*Method*	*Analyzed*	*By*	Notes
4-Bromofluorobenzene	*47*	*1*	*50.0*	*94 %*	*41-142*	*0C26045*	*EPA 8260D*	*03/27/20 03:18*	*KKW*	
Dibromofluoromethane	*52*	*1*	*50.0*	*104 %*	*53-146*	*0C26045*	*EPA 8260D*	*03/27/20 03:18*	*KKW*	
Toluene-d8	*52*	*1*	*50.0*	*103 %*	*41-146*	*0C26045*	*EPA 8260D*	*03/27/20 03:18*	*KKW*	

Semivolatile Organic Compounds by GC

^ - ENCO Orlando certified analyte [NELAC E83182]

Analyte [CAS Number]	Results	Flag	Units	DF	MDL	PQL	Batch	Method	Analyzed	By	Notes
1,2-Dibromo-3-chloropropane [96-12-8]^	0.012	U	ug/L	1	0.012	0.020	0C31018	EPA 8011	04/01/20 21:41	RGG	
1,2-Dibromoethane [106-93-4]^	0.010	U	ug/L	1	0.010	0.020	0C31018	EPA 8011	04/01/20 21:41	RGG	

Surrogates	*Results*	*DF*	*Spike Lvl*	*% Rec*	*% Rec Limits*	*Batch*	*Method*	*Analyzed*	*By*	Notes
1,1,1,2-Tetrachloroethane	*0.26*	*1*	*0.250*	*105 %*	*70-130*	*0C31018*	*EPA 8011*	*04/01/20 21:41*	*RGG*	

Metals by EPA 6000/7000 Series Methods

^ - ENCO Orlando certified analyte [NELAC E83182]

Analyte [CAS Number]	Results	Flag	Units	DF	MDL	PQL	Batch	Method	Analyzed	By	Notes
Mercury [7439-97-6]^	0.0230	U	ug/L	1	0.0230	0.200	0C27019	EPA 7470A	03/30/20 10:15	SSE	

Metals (total recoverable) by EPA 6000/7000 Series Methods

Analyte [CAS Number]	Results	Flag	Units	DF	MDL	PQL	Batch	Method	Analyzed	By	Notes
Antimony [7440-36-0]	2.50	U	ug/L	1	2.50	5.00	0C26022	EPA 6020B	03/27/20 13:15	JMA	
Arsenic [7440-38-2]	5.00	U	ug/L	1	5.00	10.0	0C26022	EPA 6020B	03/27/20 13:15	JMA	
Barium [7440-39-3]	50.0	U	ug/L	1	50.0	100	0C26022	EPA 6020B	03/27/20 13:15	JMA	
Beryllium [7440-41-7]	0.500	U	ug/L	1	0.500	1.00	0C26022	EPA 6020B	03/27/20 13:15	JMA	
Cadmium [7440-43-9]	0.500	U	ug/L	1	0.500	3.00	0C26022	EPA 6020B	03/27/20 13:15	JMA	
Chromium [7440-47-3]	5.00	U	ug/L	1	5.00	10.0	0C26022	EPA 6020B	03/27/20 13:15	JMA	
Cobalt [7440-48-4]	5.00	U	ug/L	1	5.00	10.0	0C26022	EPA 6020B	03/27/20 13:15	JMA	
Copper [7440-50-8]	2.50	U	ug/L	1	2.50	10.0	0C26022	EPA 6020B	03/27/20 13:15	JMA	
Iron [7439-89-6]	**435**		ug/L	1	25.0	50.0	0C26022	EPA 6020B	03/27/20 13:15	JMA	
Lead [7439-92-1]	2.50	U	ug/L	1	2.50	5.00	0C26022	EPA 6020B	03/27/20 13:15	JMA	
Nickel [7440-02-0]	5.00	U	ug/L	1	5.00	10.0	0C26022	EPA 6020B	03/27/20 13:15	JMA	
Selenium [7782-49-2]	5.00	U	ug/L	1	5.00	10.0	0C26022	EPA 6020B	03/27/20 13:15	JMA	
Silver [7440-22-4]	0.500	U	ug/L	1	0.500	1.00	0C26022	EPA 6020B	03/27/20 13:15	JMA	
Sodium [7440-23-5]	**4.49**		mg/L	1	0.320	1.00	0C26022	EPA 6020B	03/27/20 13:15	JMA	
Thallium [7440-28-0]	0.500	U	ug/L	1	0.500	1.00	0C26022	EPA 6020B	03/27/20 13:15	JMA	
Vanadium [7440-62-2]	5.00	U	ug/L	1	5.00	10.0	0C26022	EPA 6020B	03/27/20 13:15	JMA	
Zinc [7440-66-6]	75.0	U	ug/L	1	75.0	200	0C26022	EPA 6020B	03/27/20 13:15	JMA	

This report relates only to the sample as received by the laboratory, and may only be reproduced in full.

www.encolabs.com

ANALYTICAL RESULTS

Description: MW-21A
Matrix: Ground Water
Project: ENTERPRISE LF & RECYC (FKA SID LARKIN & SON, INC.)

Lab Sample ID: AD02025-06
Sampled: 03/24/20 14:00
Sampled By: Chris Monaco

Received: 03/25/20 13:10
Work Order: AD02025

Classical Chemistry Parameters

^ - ENCO Orlando certified analyte [NELAC E83182]

Analyte [CAS Number]	Results	Flag	Units	DF	MDL	PQL	Batch	Method	Analyzed	By	Notes
Ammonia as N [7664-41-7]^	0.0098	U	mg/L	1	0.0098	0.020	0C26008	EPA 350.1	03/26/20 13:36	kgonz	
Chloride [16887-00-6]^	**4.6**	I	mg/L	1	0.29	5.0	0C25009	EPA 300.0	03/25/20 19:11	RSA	
Nitrate as N [14797-55-8]^	**0.44**	I	mg/L	1	0.052	1.0	0C25009	EPA 300.0	03/25/20 19:11	RSA	
Total Dissolved Solids^	**72**		mg/L	1	10	10	0C30015	SM 2540C-2011	04/01/20 09:11	AMP	

Field Parameters

Analyte [CAS Number]	Results	Flag	Units	DF	MDL	PQL	Batch	Method	Analyzed	By	Notes
Depth to Water	**23.26**		Ft	1			0D02027	Field	03/24/20 14:00	CSP	
Dissolved Oxygen	**2.57**		mg/L	1	0	0	0D02027	Field	03/24/20 14:00	CSP	
Oxidation/Reduction Potential	**-83.4**		mV	1	-999	-999	0D02027	Field	03/24/20 14:00	CSP	
pH	**7.17**		pH Units	1			0D02027	Field	03/24/20 14:00	CSP	
Specific Conductance (EC)	**79.8**		umhos/cm	1	0	0	0D02027	Field	03/24/20 14:00	CSP	
Temperature	**24**		°C	1	0	0	0D02027	Field	03/24/20 14:00	CSP	
Turbidity	**1**		NTU	1	0	0	0D02027	Field	03/24/20 14:00	CSP	
Water Elevation	**70.68**		Ft	1			0D02027	Field	03/24/20 14:00	CSP	

This report relates only to the sample as received by the laboratory, and may only be reproduced in full.

www.encolabs.com

ANALYTICAL RESULTS

Description: DUPLICATE
Lab Sample ID: AD02025-07
Received: 03/25/20 13:10
Matrix: Ground Water
Sampled: 03/24/20 14:00
Work Order: AD02025
Project: ENTERPRISE LF & RECYC (FKA SID LARKIN & SON, INC.)
Sampled By: Chris Monaco

Volatile Organic Compounds by GCMS

^ - ENCO Orlando certified analyte [NELAC E83182]

Analyte [CAS Number]	Results	Flag	Units	DF	MDL	PQL	Batch	Method	Analyzed	By	Notes
1,1,1,2-Tetrachloroethane [630-20-6]^	0.61	U	ug/L	1	0.61	1.0	0C26045	EPA 8260D	03/27/20 03:48	KKW	
1,1,1-Trichloroethane [71-55-6]^	0.80	U	ug/L	1	0.80	1.0	0C26045	EPA 8260D	03/27/20 03:48	KKW	
1,1,2,2-Tetrachloroethane [79-34-5]^	0.54	U	ug/L	1	0.54	1.0	0C26045	EPA 8260D	03/27/20 03:48	KKW	
1,1,2-Trichloroethane [79-00-5]^	0.76	U	ug/L	1	0.76	1.0	0C26045	EPA 8260D	03/27/20 03:48	KKW	
1,1-Dichloroethane [75-34-3]^	0.62	U	ug/L	1	0.62	1.0	0C26045	EPA 8260D	03/27/20 03:48	KKW	
1,1-Dichloroethene [75-35-4]^	0.94	U	ug/L	1	0.94	1.0	0C26045	EPA 8260D	03/27/20 03:48	KKW	
1,2,3-Trichloropropane [96-18-4]^	0.64	U	ug/L	1	0.64	1.0	0C26045	EPA 8260D	03/27/20 03:48	KKW	
1,2-Dichlorobenzene [95-50-1]^	0.73	U	ug/L	1	0.73	1.0	0C26045	EPA 8260D	03/27/20 03:48	KKW	
1,2-Dichloroethane [107-06-2]^	0.63	U	ug/L	1	0.63	1.0	0C26045	EPA 8260D	03/27/20 03:48	KKW	
1,2-Dichloropropane [78-87-5]^	0.80	U	ug/L	1	0.80	1.0	0C26045	EPA 8260D	03/27/20 03:48	KKW	
1,4-Dichlorobenzene [106-46-7]^	0.76	U	ug/L	1	0.76	1.0	0C26045	EPA 8260D	03/27/20 03:48	KKW	
2-Butanone [78-93-3]^	4.5	U	ug/L	1	4.5	5.0	0C26045	EPA 8260D	03/27/20 03:48	KKW	
2-Hexanone [591-78-6]^	1.4	U	ug/L	1	1.4	5.0	0C26045	EPA 8260D	03/27/20 03:48	KKW	
4-Methyl-2-pentanone [108-10-1]^	0.79	U	ug/L	1	0.79	5.0	0C26045	EPA 8260D	03/27/20 03:48	KKW	
Acetone [67-64-1]^	10	U	ug/L	1	10	20	0C26045	EPA 8260D	03/27/20 03:48	KKW	
Acrylonitrile [107-13-1]^	3.2	U	ug/L	1	3.2	10	0C26045	EPA 8260D	03/27/20 03:48	KKW	QV-01
Benzene [71-43-2]^	0.71	U	ug/L	1	0.71	1.0	0C26045	EPA 8260D	03/27/20 03:48	KKW	
Bromochloromethane [74-97-5]^	0.94	U	ug/L	1	0.94	1.0	0C26045	EPA 8260D	03/27/20 03:48	KKW	
Bromodichloromethane [75-27-4]^	0.52	U	ug/L	1	0.52	1.0	0C26045	EPA 8260D	03/27/20 03:48	KKW	
Bromoform [75-25-2]^	0.75	U	ug/L	1	0.75	1.0	0C26045	EPA 8260D	03/27/20 03:48	KKW	
Bromomethane [74-83-9]^	0.95	U	ug/L	1	0.95	1.0	0C26045	EPA 8260D	03/27/20 03:48	KKW	
Carbon disulfide [75-15-0]^	2.6	U	ug/L	1	2.6	5.0	0C26045	EPA 8260D	03/27/20 03:48	KKW	
Carbon tetrachloride [56-23-5]^	0.94	U	ug/L	1	0.94	1.0	0C26045	EPA 8260D	03/27/20 03:48	KKW	
Chlorobenzene [108-90-7]^	0.72	U	ug/L	1	0.72	1.0	0C26045	EPA 8260D	03/27/20 03:48	KKW	
Chloroethane [75-00-3]^	0.98	U	ug/L	1	0.98	1.0	0C26045	EPA 8260D	03/27/20 03:48	KKW	
Chloroform [67-66-3]^	0.80	U	ug/L	1	0.80	1.0	0C26045	EPA 8260D	03/27/20 03:48	KKW	
Chloromethane [74-87-3]^	0.82	U	ug/L	1	0.82	1.0	0C26045	EPA 8260D	03/27/20 03:48	KKW	
cis-1,2-Dichloroethene [156-59-2]^	0.53	U	ug/L	1	0.53	1.0	0C26045	EPA 8260D	03/27/20 03:48	KKW	
cis-1,3-Dichloropropene [10061-01-5]^	0.59	U	ug/L	1	0.59	1.0	0C26045	EPA 8260D	03/27/20 03:48	KKW	
Dibromochloromethane [124-48-1]^	0.44	U	ug/L	1	0.44	1.0	0C26045	EPA 8260D	03/27/20 03:48	KKW	
Dibromomethane [74-95-3]^	0.84	U	ug/L	1	0.84	1.0	0C26045	EPA 8260D	03/27/20 03:48	KKW	
Ethylbenzene [100-41-4]^	0.69	U	ug/L	1	0.69	1.0	0C26045	EPA 8260D	03/27/20 03:48	KKW	
Iodomethane [74-88-4]^	0.72	U	ug/L	1	0.72	5.0	0C26045	EPA 8260D	03/27/20 03:48	KKW	
m,p-Xylenes [108-38-3/106-42-3]^	1.3	U	ug/L	1	1.3	2.0	0C26045	EPA 8260D	03/27/20 03:48	KKW	
Methylene chloride [75-09-2]^	2.0	U	ug/L	1	2.0	5.0	0C26045	EPA 8260D	03/27/20 03:48	KKW	
o-Xylene [95-47-6]^	0.53	U	ug/L	1	0.53	1.0	0C26045	EPA 8260D	03/27/20 03:48	KKW	
Styrene [100-42-5]^	0.61	U	ug/L	1	0.61	1.0	0C26045	EPA 8260D	03/27/20 03:48	KKW	
Tetrachloroethene [127-18-4]^	0.76	U	ug/L	1	0.76	1.0	0C26045	EPA 8260D	03/27/20 03:48	KKW	
Toluene [108-88-3]^	0.72	U	ug/L	1	0.72	1.0	0C26045	EPA 8260D	03/27/20 03:48	KKW	
trans-1,2-Dichloroethene [156-60-5]^	0.73	U	ug/L	1	0.73	1.0	0C26045	EPA 8260D	03/27/20 03:48	KKW	
trans-1,3-Dichloropropene [10061-02-6]^	0.73	U	ug/L	1	0.73	1.0	0C26045	EPA 8260D	03/27/20 03:48	KKW	
trans-1,4-Dichloro-2-butene [110-57-6]^	0.79	U	ug/L	1	0.79	1.0	0C26045	EPA 8260D	03/27/20 03:48	KKW	
Trichloroethene [79-01-6]^	0.89	U	ug/L	1	0.89	1.0	0C26045	EPA 8260D	03/27/20 03:48	KKW	
Trichlorofluoromethane [75-69-4]^	0.94	U	ug/L	1	0.94	1.0	0C26045	EPA 8260D	03/27/20 03:48	KKW	
Vinyl acetate [108-05-4]^	0.60	U	ug/L	1	0.60	5.0	0C26045	EPA 8260D	03/27/20 03:48	KKW	
Vinyl chloride [75-01-4]^	0.71	U	ug/L	1	0.71	1.0	0C26045	EPA 8260D	03/27/20 03:48	KKW	

This report relates only to the sample as received by the laboratory, and may only be reproduced in full.

www.encolabs.com

ANALYTICAL RESULTS

Description: DUPLICATE
Matrix: Ground Water
Project: ENTERPRISE LF & RECYC (FKA SID LARKIN & SON, INC.)

Lab Sample ID: AD02025-07
Sampled: 03/24/20 14:00
Sampled By: Chris Monaco

Received: 03/25/20 13:10
Work Order: AD02025

Volatile Organic Compounds by GCMS

^ - ENCO Orlando certified analyte [NELAC E83182]

Analyte [CAS Number]	Results	Flag	Units	DF	MDL	PQL	Batch	Method	Analyzed	By	Notes
Xylenes (Total) [1330-20-7]^	1.3	U	ug/L	1	1.3	2.0	0C26045	EPA 8260D	03/27/20 03:48	KKW	

Surrogates	*Results*	*DF*	*Spike Lvl*	*% Rec*	*% Rec Limits*	*Batch*	*Method*	*Analyzed*	*By*	Notes
4-Bromofluorobenzene	*49*	*1*	*50.0*	*97 %*	*41-142*	*0C26045*	*EPA 8260D*	*03/27/20 03:48*	*KKW*	
Dibromofluoromethane	*49*	*1*	*50.0*	*99 %*	*53-146*	*0C26045*	*EPA 8260D*	*03/27/20 03:48*	*KKW*	
Toluene-d8	*51*	*1*	*50.0*	*103 %*	*41-146*	*0C26045*	*EPA 8260D*	*03/27/20 03:48*	*KKW*	

Semivolatile Organic Compounds by GC

^ - ENCO Orlando certified analyte [NELAC E83182]

Analyte [CAS Number]	Results	Flag	Units	DF	MDL	PQL	Batch	Method	Analyzed	By	Notes
1,2-Dibromo-3-chloropropane [96-12-8]^	0.012	U	ug/L	1	0.012	0.020	0C31018	EPA 8011	04/02/20 04:57	RGG	
1,2-Dibromoethane [106-93-4]^	0.010	U	ug/L	1	0.010	0.020	0C31018	EPA 8011	04/02/20 04:57	RGG	

Surrogates	*Results*	*DF*	*Spike Lvl*	*% Rec*	*% Rec Limits*	*Batch*	*Method*	*Analyzed*	*By*	Notes
1,1,1,2-Tetrachloroethane	*0.26*	*1*	*0.250*	*106 %*	*70-130*	*0C31018*	*EPA 8011*	*04/02/20 04:57*	*RGG*	

Metals by EPA 6000/7000 Series Methods

^ - ENCO Orlando certified analyte [NELAC E83182]

Analyte [CAS Number]	Results	Flag	Units	DF	MDL	PQL	Batch	Method	Analyzed	By	Notes
Mercury [7439-97-6]^	0.0230	U	ug/L	1	0.0230	0.200	0C27019	EPA 7470A	03/30/20 10:18	SSE	

Metals (total recoverable) by EPA 6000/7000 Series Methods

Analyte [CAS Number]	Results	Flag	Units	DF	MDL	PQL	Batch	Method	Analyzed	By	Notes
Antimony [7440-36-0]	2.50	U	ug/L	1	2.50	5.00	0C26022	EPA 6020B	03/27/20 13:19	JMA	
Arsenic [7440-38-2]	5.00	U	ug/L	1	5.00	10.0	0C26022	EPA 6020B	03/27/20 13:19	JMA	
Barium [7440-39-3]	50.0	U	ug/L	1	50.0	100	0C26022	EPA 6020B	03/27/20 13:19	JMA	
Beryllium [7440-41-7]	0.500	U	ug/L	1	0.500	1.00	0C26022	EPA 6020B	03/27/20 13:19	JMA	
Cadmium [7440-43-9]	0.500	U	ug/L	1	0.500	3.00	0C26022	EPA 6020B	03/27/20 13:19	JMA	
Chromium [7440-47-3]	5.00	U	ug/L	1	5.00	10.0	0C26022	EPA 6020B	03/27/20 13:19	JMA	
Cobalt [7440-48-4]	5.00	U	ug/L	1	5.00	10.0	0C26022	EPA 6020B	03/27/20 13:19	JMA	
Copper [7440-50-8]	2.50	U	ug/L	1	2.50	10.0	0C26022	EPA 6020B	03/27/20 13:19	JMA	
Iron [7439-89-6]	**439**		ug/L	1	25.0	50.0	0C26022	EPA 6020B	03/27/20 13:19	JMA	
Lead [7439-92-1]	2.50	U	ug/L	1	2.50	5.00	0C26022	EPA 6020B	03/27/20 13:19	JMA	
Nickel [7440-02-0]	5.00	U	ug/L	1	5.00	10.0	0C26022	EPA 6020B	03/27/20 13:19	JMA	
Selenium [7782-49-2]	5.00	U	ug/L	1	5.00	10.0	0C26022	EPA 6020B	03/27/20 13:19	JMA	
Silver [7440-22-4]	0.500	U	ug/L	1	0.500	1.00	0C26022	EPA 6020B	03/27/20 13:19	JMA	
Sodium [7440-23-5]	**4.56**		mg/L	1	0.320	1.00	0C26022	EPA 6020B	03/27/20 13:19	JMA	
Thallium [7440-28-0]	0.500	U	ug/L	1	0.500	1.00	0C26022	EPA 6020B	03/27/20 13:19	JMA	
Vanadium [7440-62-2]	5.00	U	ug/L	1	5.00	10.0	0C26022	EPA 6020B	03/27/20 13:19	JMA	
Zinc [7440-66-6]	75.0	U	ug/L	1	75.0	200	0C26022	EPA 6020B	03/27/20 13:19	JMA	

This report relates only to the sample as received by the laboratory, and may only be reproduced in full.

www.encolabs.com

ANALYTICAL RESULTS

Description: DUPLICATE
Matrix: Ground Water
Project: ENTERPRISE LF & RECYC (FKA SID LARKIN & SON, INC.)

Lab Sample ID: AD02025-07
Sampled: 03/24/20 14:00
Sampled By: Chris Monaco

Received: 03/25/20 13:10
Work Order: AD02025

Classical Chemistry Parameters

^ - ENCO Orlando certified analyte [NELAC E83182]

Analyte [CAS Number]	Results	Flag	Units	DF	MDL	PQL	Batch	Method	Analyzed	By	Notes
Ammonia as N [7664-41-7]^	**0.011**	I	mg/L	1	0.0098	0.020	0C26008	EPA 350.1	03/26/20 13:37	kgonz	
Chloride [16887-00-6]^	**4.9**	I	mg/L	1	0.29	5.0	0C25009	EPA 300.0	03/25/20 20:32	RSA	
Nitrate as N [14797-55-8]^	**0.43**	I	mg/L	1	0.052	1.0	0C25009	EPA 300.0	03/25/20 20:32	RSA	
Total Dissolved Solids^	**64**		mg/L	1	10	10	0C30015	SM 2540C-2011	04/01/20 09:11	AMP	

Field Parameters

Analyte [CAS Number]	Results	Flag	Units	DF	MDL	PQL	Batch	Method	Analyzed	By	Notes
Depth to Water	**23.26**		Ft	1			0D02027	Field	03/24/20 14:00	CSP	
Dissolved Oxygen	**2.57**		mg/L	1	0	0	0D02027	Field	03/24/20 14:00	CSP	
Oxidation/Reduction Potential	**-83.4**		mV	1	-999	-999	0D02027	Field	03/24/20 14:00	CSP	
pH	**7.17**		pH Units	1			0D02027	Field	03/24/20 14:00	CSP	
Specific Conductance (EC)	**79.8**		umhos/cm	1	0	0	0D02027	Field	03/24/20 14:00	CSP	
Temperature	**24**		°C	1	0	0	0D02027	Field	03/24/20 14:00	CSP	
Turbidity	**1**		NTU	1	0	0	0D02027	Field	03/24/20 14:00	CSP	
Water Elevation	**70.68**		Ft	1			0D02027	Field	03/24/20 14:00	CSP	

This report relates only to the sample as received by the laboratory, and may only be reproduced in full.

www.encolabs.com

ANALYTICAL RESULTS

Description: MW-24B
Matrix: Ground Water
Project: ENTERPRISE LF & RECYC (FKA SID LARKIN & SON, INC.)

Lab Sample ID: AD02025-08
Sampled: 03/24/20 14:29
Sampled By: Chris Monaco

Received: 03/25/20 13:10
Work Order: AD02025

Volatile Organic Compounds by GCMS

^ - ENCO Orlando certified analyte [NELAC E83182]

Analyte [CAS Number]	Results	Flag	Units	DF	MDL	PQL	Batch	Method	Analyzed	By	Notes
1,1,1,2-Tetrachloroethane [630-20-6]^	0.61	U	ug/L	1	0.61	1.0	0C26045	EPA 8260D	03/27/20 04:19	KKW	
1,1,1-Trichloroethane [71-55-6]^	0.80	U	ug/L	1	0.80	1.0	0C26045	EPA 8260D	03/27/20 04:19	KKW	
1,1,2,2-Tetrachloroethane [79-34-5]^	0.54	U	ug/L	1	0.54	1.0	0C26045	EPA 8260D	03/27/20 04:19	KKW	
1,1,2-Trichloroethane [79-00-5]^	0.76	U	ug/L	1	0.76	1.0	0C26045	EPA 8260D	03/27/20 04:19	KKW	
1,1-Dichloroethane [75-34-3]^	0.62	U	ug/L	1	0.62	1.0	0C26045	EPA 8260D	03/27/20 04:19	KKW	
1,1-Dichloroethene [75-35-4]^	0.94	U	ug/L	1	0.94	1.0	0C26045	EPA 8260D	03/27/20 04:19	KKW	
1,2,3-Trichloropropane [96-18-4]^	0.64	U	ug/L	1	0.64	1.0	0C26045	EPA 8260D	03/27/20 04:19	KKW	
1,2-Dichlorobenzene [95-50-1]^	0.73	U	ug/L	1	0.73	1.0	0C26045	EPA 8260D	03/27/20 04:19	KKW	
1,2-Dichloroethane [107-06-2]^	0.63	U	ug/L	1	0.63	1.0	0C26045	EPA 8260D	03/27/20 04:19	KKW	
1,2-Dichloropropane [78-87-5]^	0.80	U	ug/L	1	0.80	1.0	0C26045	EPA 8260D	03/27/20 04:19	KKW	
1,4-Dichlorobenzene [106-46-7]^	0.76	U	ug/L	1	0.76	1.0	0C26045	EPA 8260D	03/27/20 04:19	KKW	
2-Butanone [78-93-3]^	4.5	U	ug/L	1	4.5	5.0	0C26045	EPA 8260D	03/27/20 04:19	KKW	
2-Hexanone [591-78-6]^	1.4	U	ug/L	1	1.4	5.0	0C26045	EPA 8260D	03/27/20 04:19	KKW	
4-Methyl-2-pentanone [108-10-1]^	0.79	U	ug/L	1	0.79	5.0	0C26045	EPA 8260D	03/27/20 04:19	KKW	
Acetone [67-64-1]^	10	U	ug/L	1	10	20	0C26045	EPA 8260D	03/27/20 04:19	KKW	
Acrylonitrile [107-13-1]^	3.2	U	ug/L	1	3.2	10	0C26045	EPA 8260D	03/27/20 04:19	KKW	QV-01
Benzene [71-43-2]^	0.71	U	ug/L	1	0.71	1.0	0C26045	EPA 8260D	03/27/20 04:19	KKW	
Bromochloromethane [74-97-5]^	0.94	U	ug/L	1	0.94	1.0	0C26045	EPA 8260D	03/27/20 04:19	KKW	
Bromodichloromethane [75-27-4]^	0.52	U	ug/L	1	0.52	1.0	0C26045	EPA 8260D	03/27/20 04:19	KKW	
Bromoform [75-25-2]^	0.75	U	ug/L	1	0.75	1.0	0C26045	EPA 8260D	03/27/20 04:19	KKW	
Bromomethane [74-83-9]^	0.95	U	ug/L	1	0.95	1.0	0C26045	EPA 8260D	03/27/20 04:19	KKW	
Carbon disulfide [75-15-0]^	2.6	U	ug/L	1	2.6	5.0	0C26045	EPA 8260D	03/27/20 04:19	KKW	
Carbon tetrachloride [56-23-5]^	0.94	U	ug/L	1	0.94	1.0	0C26045	EPA 8260D	03/27/20 04:19	KKW	
Chlorobenzene [108-90-7]^	0.72	U	ug/L	1	0.72	1.0	0C26045	EPA 8260D	03/27/20 04:19	KKW	
Chloroethane [75-00-3]^	0.98	U	ug/L	1	0.98	1.0	0C26045	EPA 8260D	03/27/20 04:19	KKW	
Chloroform [67-66-3]^	**2.8**		ug/L	1	0.80	1.0	0C26045	EPA 8260D	03/27/20 04:19	KKW	
Chloromethane [74-87-3]^	0.82	U	ug/L	1	0.82	1.0	0C26045	EPA 8260D	03/27/20 04:19	KKW	
cis-1,2-Dichloroethene [156-59-2]^	0.53	U	ug/L	1	0.53	1.0	0C26045	EPA 8260D	03/27/20 04:19	KKW	
cis-1,3-Dichloropropene [10061-01-5]^	0.59	U	ug/L	1	0.59	1.0	0C26045	EPA 8260D	03/27/20 04:19	KKW	
Dibromochloromethane [124-48-1]^	0.44	U	ug/L	1	0.44	1.0	0C26045	EPA 8260D	03/27/20 04:19	KKW	
Dibromomethane [74-95-3]^	0.84	U	ug/L	1	0.84	1.0	0C26045	EPA 8260D	03/27/20 04:19	KKW	
Ethylbenzene [100-41-4]^	0.69	U	ug/L	1	0.69	1.0	0C26045	EPA 8260D	03/27/20 04:19	KKW	
Iodomethane [74-88-4]^	0.72	U	ug/L	1	0.72	5.0	0C26045	EPA 8260D	03/27/20 04:19	KKW	
m,p-Xylenes [108-38-3/106-42-3]^	1.3	U	ug/L	1	1.3	2.0	0C26045	EPA 8260D	03/27/20 04:19	KKW	
Methylene chloride [75-09-2]^	2.0	U	ug/L	1	2.0	5.0	0C26045	EPA 8260D	03/27/20 04:19	KKW	
o-Xylene [95-47-6]^	0.53	U	ug/L	1	0.53	1.0	0C26045	EPA 8260D	03/27/20 04:19	KKW	
Styrene [100-42-5]^	0.61	U	ug/L	1	0.61	1.0	0C26045	EPA 8260D	03/27/20 04:19	KKW	
Tetrachloroethene [127-18-4]^	0.76	U	ug/L	1	0.76	1.0	0C26045	EPA 8260D	03/27/20 04:19	KKW	
Toluene [108-88-3]^	0.72	U	ug/L	1	0.72	1.0	0C26045	EPA 8260D	03/27/20 04:19	KKW	
trans-1,2-Dichloroethene [156-60-5]^	0.73	U	ug/L	1	0.73	1.0	0C26045	EPA 8260D	03/27/20 04:19	KKW	
trans-1,3-Dichloropropene [10061-02-6]^	0.73	U	ug/L	1	0.73	1.0	0C26045	EPA 8260D	03/27/20 04:19	KKW	
trans-1,4-Dichloro-2-butene [110-57-6]^	0.79	U	ug/L	1	0.79	1.0	0C26045	EPA 8260D	03/27/20 04:19	KKW	
Trichloroethene [79-01-6]^	0.89	U	ug/L	1	0.89	1.0	0C26045	EPA 8260D	03/27/20 04:19	KKW	
Trichlorofluoromethane [75-69-4]^	0.94	U	ug/L	1	0.94	1.0	0C26045	EPA 8260D	03/27/20 04:19	KKW	
Vinyl acetate [108-05-4]^	0.60	U	ug/L	1	0.60	5.0	0C26045	EPA 8260D	03/27/20 04:19	KKW	
Vinyl chloride [75-01-4]^	0.71	U	ug/L	1	0.71	1.0	0C26045	EPA 8260D	03/27/20 04:19	KKW	

This report relates only to the sample as received by the laboratory, and may only be reproduced in full.

www.encolabs.com

ANALYTICAL RESULTS

Description: MW-24B
Matrix: Ground Water
Project: ENTERPRISE LF & RECYC (FKA SID LARKIN & SON, INC.)

Lab Sample ID: AD02025-08
Sampled: 03/24/20 14:29
Sampled By: Chris Monaco

Received: 03/25/20 13:10
Work Order: AD02025

Volatile Organic Compounds by GCMS

^ - ENCO Orlando certified analyte [NELAC E83182]

Analyte [CAS Number]	Results	Flag	Units	DF	MDL	PQL	Batch	Method	Analyzed	By	Notes
Xylenes (Total) [1330-20-7]^	1.3	U	ug/L	1	1.3	2.0	0C26045	EPA 8260D	03/27/20 04:19	KKW	

Surrogates	*Results*	*DF*	*Spike Lvl*	*% Rec*	*% Rec Limits*	*Batch*	*Method*	*Analyzed*	*By*	Notes
4-Bromofluorobenzene	*48*	*1*	*50.0*	*96 %*	*41-142*	*0C26045*	*EPA 8260D*	*03/27/20 04:19*	*KKW*	
Dibromofluoromethane	*51*	*1*	*50.0*	*101 %*	*53-146*	*0C26045*	*EPA 8260D*	*03/27/20 04:19*	*KKW*	
Toluene-d8	*51*	*1*	*50.0*	*102 %*	*41-146*	*0C26045*	*EPA 8260D*	*03/27/20 04:19*	*KKW*	

Semivolatile Organic Compounds by GC

^ - ENCO Orlando certified analyte [NELAC E83182]

Analyte [CAS Number]	Results	Flag	Units	DF	MDL	PQL	Batch	Method	Analyzed	By	Notes
1,2-Dibromo-3-chloropropane [96-12-8]^	0.012	U	ug/L	1	0.012	0.020	0C31018	EPA 8011	04/02/20 05:29	RGG	
1,2-Dibromoethane [106-93-4]^	0.010	U	ug/L	1	0.010	0.020	0C31018	EPA 8011	04/02/20 05:29	RGG	

Surrogates	*Results*	*DF*	*Spike Lvl*	*% Rec*	*% Rec Limits*	*Batch*	*Method*	*Analyzed*	*By*	Notes
1,1,1,2-Tetrachloroethane	*0.28*	*1*	*0.250*	*110 %*	*70-130*	*0C31018*	*EPA 8011*	*04/02/20 05:29*	*RGG*	

Metals by EPA 6000/7000 Series Methods

^ - ENCO Orlando certified analyte [NELAC E83182]

Analyte [CAS Number]	Results	Flag	Units	DF	MDL	PQL	Batch	Method	Analyzed	By	Notes
Mercury [7439-97-6]^	0.0230	U	ug/L	1	0.0230	0.200	0C27020	EPA 7470A	03/30/20 10:02	SSE	

Metals (total recoverable) by EPA 6000/7000 Series Methods

Analyte [CAS Number]	Results	Flag	Units	DF	MDL	PQL	Batch	Method	Analyzed	By	Notes
Antimony [7440-36-0]	2.50	U	ug/L	1	2.50	5.00	0C26022	EPA 6020B	03/27/20 13:23	JMA	
Arsenic [7440-38-2]	5.00	U	ug/L	1	5.00	10.0	0C26022	EPA 6020B	03/27/20 13:23	JMA	
Barium [7440-39-3]	50.0	U	ug/L	1	50.0	100	0C26022	EPA 6020B	03/27/20 13:23	JMA	
Beryllium [7440-41-7]	0.500	U	ug/L	1	0.500	1.00	0C26022	EPA 6020B	03/27/20 13:23	JMA	
Cadmium [7440-43-9]	0.500	U	ug/L	1	0.500	3.00	0C26022	EPA 6020B	03/27/20 13:23	JMA	
Chromium [7440-47-3]	**11.3**		ug/L	1	5.00	10.0	0C26022	EPA 6020B	03/27/20 13:23	JMA	
Cobalt [7440-48-4]	5.00	U	ug/L	1	5.00	10.0	0C26022	EPA 6020B	03/27/20 13:23	JMA	
Copper [7440-50-8]	2.50	U	ug/L	1	2.50	10.0	0C26022	EPA 6020B	03/27/20 13:23	JMA	
Iron [7439-89-6]	25.0	U	ug/L	1	25.0	50.0	0C26022	EPA 6020B	03/27/20 13:23	JMA	
Lead [7439-92-1]	2.50	U	ug/L	1	2.50	5.00	0C26022	EPA 6020B	03/27/20 13:23	JMA	
Nickel [7440-02-0]	5.00	U	ug/L	1	5.00	10.0	0C26022	EPA 6020B	03/27/20 13:23	JMA	
Selenium [7782-49-2]	5.00	U	ug/L	1	5.00	10.0	0C26022	EPA 6020B	03/27/20 13:23	JMA	
Silver [7440-22-4]	0.500	U	ug/L	1	0.500	1.00	0C26022	EPA 6020B	03/27/20 13:23	JMA	
Sodium [7440-23-5]	**9.48**		mg/L	1	0.320	1.00	0C26022	EPA 6020B	03/27/20 13:23	JMA	
Thallium [7440-28-0]	0.500	U	ug/L	1	0.500	1.00	0C26022	EPA 6020B	03/27/20 13:23	JMA	
Vanadium [7440-62-2]	5.00	U	ug/L	1	5.00	10.0	0C26022	EPA 6020B	03/27/20 13:23	JMA	
Zinc [7440-66-6]	75.0	U	ug/L	1	75.0	200	0C26022	EPA 6020B	03/27/20 13:23	JMA	

This report relates only to the sample as received by the laboratory, and may only be reproduced in full.

www.encolabs.com

ANALYTICAL RESULTS

Description: MW-24B
Matrix: Ground Water
Project: ENTERPRISE LF & RECYC (FKA SID LARKIN & SON, INC.)

Lab Sample ID: AD02025-08
Sampled: 03/24/20 14:29
Sampled By: Chris Monaco

Received: 03/25/20 13:10
Work Order: AD02025

Classical Chemistry Parameters

^ - ENCO Orlando certified analyte [NELAC E83182]

Analyte [CAS Number]	Results	Flag	Units	DF	MDL	PQL	Batch	Method	Analyzed	By	Notes
Ammonia as N [7664-41-7]^	0.0098	U	mg/L	1	0.0098	0.020	0C26008	EPA 350.1	03/26/20 13:38	kgonz	
Chloride [16887-00-6]^	**10**		mg/L	1	0.29	5.0	0C25009	EPA 300.0	03/25/20 20:48	RSA	
Nitrate as N [14797-55-8]^	**2.4**		mg/L	1	0.052	1.0	0C25009	EPA 300.0	03/25/20 20:48	RSA	
Total Dissolved Solids^	**160**		mg/L	1	10	10	0C30015	SM 2540C-2011	04/01/20 09:11	AMP	

Field Parameters

Analyte [CAS Number]	Results	Flag	Units	DF	MDL	PQL	Batch	Method	Analyzed	By	Notes
Depth to Water	**25.45**		Ft	1			0D02027	Field	03/24/20 14:29	CSP	
Dissolved Oxygen	**3.35**		mg/L	1	0	0	0D02027	Field	03/24/20 14:29	CSP	
Oxidation/Reduction Potential	**52.4**		mV	1	-999	-999	0D02027	Field	03/24/20 14:29	CSP	
pH	**7.74**		pH Units	1			0D02027	Field	03/24/20 14:29	CSP	
Specific Conductance (EC)	**242.2**		umhos/cm	1	0	0	0D02027	Field	03/24/20 14:29	CSP	
Temperature	**24.7**		°C	1	0	0	0D02027	Field	03/24/20 14:29	CSP	
Turbidity	**6.3**		NTU	1	0	0	0D02027	Field	03/24/20 14:29	CSP	
Water Elevation	**69.59**		Ft	1			0D02027	Field	03/24/20 14:29	CSP	

This report relates only to the sample as received by the laboratory, and may only be reproduced in full.

www.encolabs.com

ANALYTICAL RESULTS

Description: MW-24A
Matrix: Ground Water
Project: ENTERPRISE LF & RECYC (FKA SID LARKIN & SON, INC.)

Lab Sample ID: AD02025-09
Sampled: 03/24/20 15:23
Sampled By: Chris Monaco

Received: 03/25/20 13:10
Work Order: AD02025

Volatile Organic Compounds by GCMS

^ - ENCO Orlando certified analyte [NELAC E83182]

Analyte [CAS Number]	Results	Flag	Units	DF	MDL	PQL	Batch	Method	Analyzed	By	Notes
1,1,1,2-Tetrachloroethane [630-20-6]^	0.61	U	ug/L	1	0.61	1.0	0C26045	EPA 8260D	03/27/20 04:50	KKW	
1,1,1-Trichloroethane [71-55-6]^	0.80	U	ug/L	1	0.80	1.0	0C26045	EPA 8260D	03/27/20 04:50	KKW	
1,1,2,2-Tetrachloroethane [79-34-5]^	0.54	U	ug/L	1	0.54	1.0	0C26045	EPA 8260D	03/27/20 04:50	KKW	
1,1,2-Trichloroethane [79-00-5]^	0.76	U	ug/L	1	0.76	1.0	0C26045	EPA 8260D	03/27/20 04:50	KKW	
1,1-Dichloroethane [75-34-3]^	0.62	U	ug/L	1	0.62	1.0	0C26045	EPA 8260D	03/27/20 04:50	KKW	
1,1-Dichloroethene [75-35-4]^	0.94	U	ug/L	1	0.94	1.0	0C26045	EPA 8260D	03/27/20 04:50	KKW	
1,2,3-Trichloropropane [96-18-4]^	0.64	U	ug/L	1	0.64	1.0	0C26045	EPA 8260D	03/27/20 04:50	KKW	
1,2-Dichlorobenzene [95-50-1]^	0.73	U	ug/L	1	0.73	1.0	0C26045	EPA 8260D	03/27/20 04:50	KKW	
1,2-Dichloroethane [107-06-2]^	0.63	U	ug/L	1	0.63	1.0	0C26045	EPA 8260D	03/27/20 04:50	KKW	
1,2-Dichloropropane [78-87-5]^	0.80	U	ug/L	1	0.80	1.0	0C26045	EPA 8260D	03/27/20 04:50	KKW	
1,4-Dichlorobenzene [106-46-7]^	0.76	U	ug/L	1	0.76	1.0	0C26045	EPA 8260D	03/27/20 04:50	KKW	
2-Butanone [78-93-3]^	4.5	U	ug/L	1	4.5	5.0	0C26045	EPA 8260D	03/27/20 04:50	KKW	
2-Hexanone [591-78-6]^	1.4	U	ug/L	1	1.4	5.0	0C26045	EPA 8260D	03/27/20 04:50	KKW	
4-Methyl-2-pentanone [108-10-1]^	0.79	U	ug/L	1	0.79	5.0	0C26045	EPA 8260D	03/27/20 04:50	KKW	
Acetone [67-64-1]^	10	U	ug/L	1	10	20	0C26045	EPA 8260D	03/27/20 04:50	KKW	
Acrylonitrile [107-13-1]^	3.2	U	ug/L	1	3.2	10	0C26045	EPA 8260D	03/27/20 04:50	KKW	QV-01
Benzene [71-43-2]^	0.71	U	ug/L	1	0.71	1.0	0C26045	EPA 8260D	03/27/20 04:50	KKW	
Bromochloromethane [74-97-5]^	0.94	U	ug/L	1	0.94	1.0	0C26045	EPA 8260D	03/27/20 04:50	KKW	
Bromodichloromethane [75-27-4]^	0.52	U	ug/L	1	0.52	1.0	0C26045	EPA 8260D	03/27/20 04:50	KKW	
Bromoform [75-25-2]^	0.75	U	ug/L	1	0.75	1.0	0C26045	EPA 8260D	03/27/20 04:50	KKW	
Bromomethane [74-83-9]^	0.95	U	ug/L	1	0.95	1.0	0C26045	EPA 8260D	03/27/20 04:50	KKW	
Carbon disulfide [75-15-0]^	2.6	U	ug/L	1	2.6	5.0	0C26045	EPA 8260D	03/27/20 04:50	KKW	
Carbon tetrachloride [56-23-5]^	0.94	U	ug/L	1	0.94	1.0	0C26045	EPA 8260D	03/27/20 04:50	KKW	
Chlorobenzene [108-90-7]^	0.72	U	ug/L	1	0.72	1.0	0C26045	EPA 8260D	03/27/20 04:50	KKW	
Chloroethane [75-00-3]^	0.98	U	ug/L	1	0.98	1.0	0C26045	EPA 8260D	03/27/20 04:50	KKW	
Chloroform [67-66-3]^	0.80	U	ug/L	1	0.80	1.0	0C26045	EPA 8260D	03/27/20 04:50	KKW	
Chloromethane [74-87-3]^	0.82	U	ug/L	1	0.82	1.0	0C26045	EPA 8260D	03/27/20 04:50	KKW	
cis-1,2-Dichloroethene [156-59-2]^	0.53	U	ug/L	1	0.53	1.0	0C26045	EPA 8260D	03/27/20 04:50	KKW	
cis-1,3-Dichloropropene [10061-01-5]^	0.59	U	ug/L	1	0.59	1.0	0C26045	EPA 8260D	03/27/20 04:50	KKW	
Dibromochloromethane [124-48-1]^	0.44	U	ug/L	1	0.44	1.0	0C26045	EPA 8260D	03/27/20 04:50	KKW	
Dibromomethane [74-95-3]^	0.84	U	ug/L	1	0.84	1.0	0C26045	EPA 8260D	03/27/20 04:50	KKW	
Ethylbenzene [100-41-4]^	0.69	U	ug/L	1	0.69	1.0	0C26045	EPA 8260D	03/27/20 04:50	KKW	
Iodomethane [74-88-4]^	0.72	U	ug/L	1	0.72	5.0	0C26045	EPA 8260D	03/27/20 04:50	KKW	
m,p-Xylenes [108-38-3/106-42-3]^	1.3	U	ug/L	1	1.3	2.0	0C26045	EPA 8260D	03/27/20 04:50	KKW	
Methylene chloride [75-09-2]^	2.0	U	ug/L	1	2.0	5.0	0C26045	EPA 8260D	03/27/20 04:50	KKW	
o-Xylene [95-47-6]^	0.53	U	ug/L	1	0.53	1.0	0C26045	EPA 8260D	03/27/20 04:50	KKW	
Styrene [100-42-5]^	0.61	U	ug/L	1	0.61	1.0	0C26045	EPA 8260D	03/27/20 04:50	KKW	
Tetrachloroethene [127-18-4]^	0.76	U	ug/L	1	0.76	1.0	0C26045	EPA 8260D	03/27/20 04:50	KKW	
Toluene [108-88-3]^	0.72	U	ug/L	1	0.72	1.0	0C26045	EPA 8260D	03/27/20 04:50	KKW	
trans-1,2-Dichloroethene [156-60-5]^	0.73	U	ug/L	1	0.73	1.0	0C26045	EPA 8260D	03/27/20 04:50	KKW	
trans-1,3-Dichloropropene [10061-02-6]^	0.73	U	ug/L	1	0.73	1.0	0C26045	EPA 8260D	03/27/20 04:50	KKW	
trans-1,4-Dichloro-2-butene [110-57-6]^	0.79	U	ug/L	1	0.79	1.0	0C26045	EPA 8260D	03/27/20 04:50	KKW	
Trichloroethene [79-01-6]^	0.89	U	ug/L	1	0.89	1.0	0C26045	EPA 8260D	03/27/20 04:50	KKW	
Trichlorofluoromethane [75-69-4]^	0.94	U	ug/L	1	0.94	1.0	0C26045	EPA 8260D	03/27/20 04:50	KKW	
Vinyl acetate [108-05-4]^	0.60	U	ug/L	1	0.60	5.0	0C26045	EPA 8260D	03/27/20 04:50	KKW	
Vinyl chloride [75-01-4]^	0.71	U	ug/L	1	0.71	1.0	0C26045	EPA 8260D	03/27/20 04:50	KKW	

This report relates only to the sample as received by the laboratory, and may only be reproduced in full.

www.encolabs.com

ANALYTICAL RESULTS

Description: MW-24A
Matrix: Ground Water
Project: ENTERPRISE LF & RECYC (FKA SID LARKIN & SON, INC.)

Lab Sample ID: AD02025-09
Sampled: 03/24/20 15:23
Sampled By: Chris Monaco

Received: 03/25/20 13:10
Work Order: AD02025

Volatile Organic Compounds by GCMS

^ - ENCO Orlando certified analyte [NELAC E83182]

Analyte [CAS Number]	Results	Flag	Units	DF	MDL	PQL	Batch	Method	Analyzed	By	Notes
Xylenes (Total) [1330-20-7]^	1.3	U	ug/L	1	1.3	2.0	0C26045	EPA 8260D	03/27/20 04:50	KKW	

Surrogates	*Results*	*DF*	*Spike Lvl*	*% Rec*	*% Rec Limits*	*Batch*	*Method*	*Analyzed*	*By*	Notes
4-Bromofluorobenzene	*47*	*1*	*50.0*	*94 %*	*41-142*	*0C26045*	*EPA 8260D*	*03/27/20 04:50*	*KKW*	
Dibromofluoromethane	*51*	*1*	*50.0*	*102 %*	*53-146*	*0C26045*	*EPA 8260D*	*03/27/20 04:50*	*KKW*	
Toluene-d8	*52*	*1*	*50.0*	*104 %*	*41-146*	*0C26045*	*EPA 8260D*	*03/27/20 04:50*	*KKW*	

Semivolatile Organic Compounds by GC

^ - ENCO Orlando certified analyte [NELAC E83182]

Analyte [CAS Number]	Results	Flag	Units	DF	MDL	PQL	Batch	Method	Analyzed	By	Notes
1,2-Dibromo-3-chloropropane [96-12-8]^	0.012	U	ug/L	1	0.012	0.020	0C31018	EPA 8011	04/02/20 05:44	RGG	
1,2-Dibromoethane [106-93-4]^	0.010	U	ug/L	1	0.010	0.020	0C31018	EPA 8011	04/02/20 05:44	RGG	

Surrogates	*Results*	*DF*	*Spike Lvl*	*% Rec*	*% Rec Limits*	*Batch*	*Method*	*Analyzed*	*By*	Notes
1,1,1,2-Tetrachloroethane	*0.28*	*1*	*0.250*	*111 %*	*70-130*	*0C31018*	*EPA 8011*	*04/02/20 05:44*	*RGG*	

Metals by EPA 6000/7000 Series Methods

^ - ENCO Orlando certified analyte [NELAC E83182]

Analyte [CAS Number]	Results	Flag	Units	DF	MDL	PQL	Batch	Method	Analyzed	By	Notes
Mercury [7439-97-6]^	0.0230	U	ug/L	1	0.0230	0.200	0C27019	EPA 7470A	03/30/20 10:21	SSE	

Metals (total recoverable) by EPA 6000/7000 Series Methods

Analyte [CAS Number]	Results	Flag	Units	DF	MDL	PQL	Batch	Method	Analyzed	By	Notes
Antimony [7440-36-0]	2.50	U	ug/L	1	2.50	5.00	0C26022	EPA 6020B	03/27/20 13:27	JMA	
Arsenic [7440-38-2]	5.00	U	ug/L	1	5.00	10.0	0C26022	EPA 6020B	03/27/20 13:27	JMA	
Barium [7440-39-3]	50.0	U	ug/L	1	50.0	100	0C26022	EPA 6020B	03/27/20 13:27	JMA	
Beryllium [7440-41-7]	0.500	U	ug/L	1	0.500	1.00	0C26022	EPA 6020B	03/27/20 13:27	JMA	
Cadmium [7440-43-9]	0.500	U	ug/L	1	0.500	3.00	0C26022	EPA 6020B	03/27/20 13:27	JMA	
Chromium [7440-47-3]	5.00	U	ug/L	1	5.00	10.0	0C26022	EPA 6020B	03/27/20 13:27	JMA	
Cobalt [7440-48-4]	5.00	U	ug/L	1	5.00	10.0	0C26022	EPA 6020B	03/27/20 13:27	JMA	
Copper [7440-50-8]	2.50	U	ug/L	1	2.50	10.0	0C26022	EPA 6020B	03/27/20 13:27	JMA	
Iron [7439-89-6]	**156**		ug/L	1	25.0	50.0	0C26022	EPA 6020B	03/27/20 13:27	JMA	
Lead [7439-92-1]	2.50	U	ug/L	1	2.50	5.00	0C26022	EPA 6020B	03/27/20 13:27	JMA	
Nickel [7440-02-0]	5.00	U	ug/L	1	5.00	10.0	0C26022	EPA 6020B	03/27/20 13:27	JMA	
Selenium [7782-49-2]	5.00	U	ug/L	1	5.00	10.0	0C26022	EPA 6020B	03/27/20 13:27	JMA	
Silver [7440-22-4]	0.500	U	ug/L	1	0.500	1.00	0C26022	EPA 6020B	03/27/20 13:27	JMA	
Sodium [7440-23-5]	**3.36**		mg/L	1	0.320	1.00	0C26022	EPA 6020B	03/27/20 13:27	JMA	
Thallium [7440-28-0]	0.500	U	ug/L	1	0.500	1.00	0C26022	EPA 6020B	03/27/20 13:27	JMA	
Vanadium [7440-62-2]	5.00	U	ug/L	1	5.00	10.0	0C26022	EPA 6020B	03/27/20 13:27	JMA	
Zinc [7440-66-6]	75.0	U	ug/L	1	75.0	200	0C26022	EPA 6020B	03/27/20 13:27	JMA	

This report relates only to the sample as received by the laboratory, and may only be reproduced in full.

www.encolabs.com

ANALYTICAL RESULTS

Description: MW-24A
Matrix: Ground Water
Project: ENTERPRISE LF & RECYC (FKA SID LARKIN & SON, INC.)

Lab Sample ID: AD02025-09
Sampled: 03/24/20 15:23
Sampled By: Chris Monaco

Received: 03/25/20 13:10
Work Order: AD02025

Classical Chemistry Parameters

^ - ENCO Orlando certified analyte [NELAC E83182]

Analyte [CAS Number]	Results	Flag	Units	DF	MDL	PQL	Batch	Method	Analyzed	By	Notes
Ammonia as N [7664-41-7]^	0.0098	U	mg/L	1	0.0098	0.020	0C26008	EPA 350.1	03/26/20 13:39	kgonz	
Chloride [16887-00-6]^	**5.0**		mg/L	1	0.29	5.0	0C25009	EPA 300.0	03/25/20 21:04	RSA	
Nitrate as N [14797-55-8]^	**2.5**		mg/L	1	0.052	1.0	0C25009	EPA 300.0	03/25/20 21:04	RSA	
Total Dissolved Solids^	**56**		mg/L	1	10	10	0C30015	SM 2540C-2011	04/01/20 09:11	AMP	

Field Parameters

Analyte [CAS Number]	Results	Flag	Units	DF	MDL	PQL	Batch	Method	Analyzed	By	Notes
Depth to Water	**25.04**		Ft	1			0D02027	Field	03/24/20 15:23	CSP	
Dissolved Oxygen	**6.21**		mg/L	1	0	0	0D02027	Field	03/24/20 15:23	CSP	
Oxidation/Reduction Potential	**297.7**		mV	1	-999	-999	0D02027	Field	03/24/20 15:23	CSP	
pH	**4.78**		pH Units	1			0D02027	Field	03/24/20 15:23	CSP	
Specific Conductance (EC)	**54.9**		umhos/cm	1	0	0	0D02027	Field	03/24/20 15:23	CSP	
Temperature	**25.5**		°C	1	0	0	0D02027	Field	03/24/20 15:23	CSP	
Turbidity	**10.8**		NTU	1	0	0	0D02027	Field	03/24/20 15:23	CSP	
Water Elevation	**69.83**		Ft	1			0D02027	Field	03/24/20 15:23	CSP	

This report relates only to the sample as received by the laboratory, and may only be reproduced in full.

www.encolabs.com

ANALYTICAL RESULTS

Description: BW-1B
Matrix: Ground Water
Project: ENTERPRISE LF & RECYC (FKA SID LARKIN & SON, INC.)

Lab Sample ID: AD02025-10
Sampled: 03/24/20 16:09
Sampled By: Chris Monaco

Received: 03/25/20 13:10
Work Order: AD02025

Volatile Organic Compounds by GCMS

^ - ENCO Orlando certified analyte [NELAC E83182]

Analyte [CAS Number]	Results	Flag	Units	DF	MDL	PQL	Batch	Method	Analyzed	By	Notes
1,1,1,2-Tetrachloroethane [630-20-6]^	0.61	U	ug/L	1	0.61	1.0	0C26045	EPA 8260D	03/27/20 05:21	KKW	
1,1,1-Trichloroethane [71-55-6]^	0.80	U	ug/L	1	0.80	1.0	0C26045	EPA 8260D	03/27/20 05:21	KKW	
1,1,2,2-Tetrachloroethane [79-34-5]^	0.54	U	ug/L	1	0.54	1.0	0C26045	EPA 8260D	03/27/20 05:21	KKW	
1,1,2-Trichloroethane [79-00-5]^	0.76	U	ug/L	1	0.76	1.0	0C26045	EPA 8260D	03/27/20 05:21	KKW	
1,1-Dichloroethane [75-34-3]^	0.62	U	ug/L	1	0.62	1.0	0C26045	EPA 8260D	03/27/20 05:21	KKW	
1,1-Dichloroethene [75-35-4]^	0.94	U	ug/L	1	0.94	1.0	0C26045	EPA 8260D	03/27/20 05:21	KKW	
1,2,3-Trichloropropane [96-18-4]^	0.64	U	ug/L	1	0.64	1.0	0C26045	EPA 8260D	03/27/20 05:21	KKW	
1,2-Dichlorobenzene [95-50-1]^	0.73	U	ug/L	1	0.73	1.0	0C26045	EPA 8260D	03/27/20 05:21	KKW	
1,2-Dichloroethane [107-06-2]^	0.63	U	ug/L	1	0.63	1.0	0C26045	EPA 8260D	03/27/20 05:21	KKW	
1,2-Dichloropropane [78-87-5]^	0.80	U	ug/L	1	0.80	1.0	0C26045	EPA 8260D	03/27/20 05:21	KKW	
1,4-Dichlorobenzene [106-46-7]^	0.76	U	ug/L	1	0.76	1.0	0C26045	EPA 8260D	03/27/20 05:21	KKW	
2-Butanone [78-93-3]^	4.5	U	ug/L	1	4.5	5.0	0C26045	EPA 8260D	03/27/20 05:21	KKW	
2-Hexanone [591-78-6]^	1.4	U	ug/L	1	1.4	5.0	0C26045	EPA 8260D	03/27/20 05:21	KKW	
4-Methyl-2-pentanone [108-10-1]^	0.79	U	ug/L	1	0.79	5.0	0C26045	EPA 8260D	03/27/20 05:21	KKW	
Acetone [67-64-1]^	10	U	ug/L	1	10	20	0C26045	EPA 8260D	03/27/20 05:21	KKW	
Acrylonitrile [107-13-1]^	3.2	U	ug/L	1	3.2	10	0C26045	EPA 8260D	03/27/20 05:21	KKW	QV-01
Benzene [71-43-2]^	0.71	U	ug/L	1	0.71	1.0	0C26045	EPA 8260D	03/27/20 05:21	KKW	
Bromochloromethane [74-97-5]^	0.94	U	ug/L	1	0.94	1.0	0C26045	EPA 8260D	03/27/20 05:21	KKW	
Bromodichloromethane [75-27-4]^	0.52	U	ug/L	1	0.52	1.0	0C26045	EPA 8260D	03/27/20 05:21	KKW	
Bromoform [75-25-2]^	0.75	U	ug/L	1	0.75	1.0	0C26045	EPA 8260D	03/27/20 05:21	KKW	
Bromomethane [74-83-9]^	0.95	U	ug/L	1	0.95	1.0	0C26045	EPA 8260D	03/27/20 05:21	KKW	
Carbon disulfide [75-15-0]^	2.6	U	ug/L	1	2.6	5.0	0C26045	EPA 8260D	03/27/20 05:21	KKW	
Carbon tetrachloride [56-23-5]^	0.94	U	ug/L	1	0.94	1.0	0C26045	EPA 8260D	03/27/20 05:21	KKW	
Chlorobenzene [108-90-7]^	0.72	U	ug/L	1	0.72	1.0	0C26045	EPA 8260D	03/27/20 05:21	KKW	
Chloroethane [75-00-3]^	0.98	U	ug/L	1	0.98	1.0	0C26045	EPA 8260D	03/27/20 05:21	KKW	
Chloroform [67-66-3]^	0.80	U	ug/L	1	0.80	1.0	0C26045	EPA 8260D	03/27/20 05:21	KKW	
Chloromethane [74-87-3]^	0.82	U	ug/L	1	0.82	1.0	0C26045	EPA 8260D	03/27/20 05:21	KKW	
cis-1,2-Dichloroethene [156-59-2]^	0.53	U	ug/L	1	0.53	1.0	0C26045	EPA 8260D	03/27/20 05:21	KKW	
cis-1,3-Dichloropropene [10061-01-5]^	0.59	U	ug/L	1	0.59	1.0	0C26045	EPA 8260D	03/27/20 05:21	KKW	
Dibromochloromethane [124-48-1]^	0.44	U	ug/L	1	0.44	1.0	0C26045	EPA 8260D	03/27/20 05:21	KKW	
Dibromomethane [74-95-3]^	0.84	U	ug/L	1	0.84	1.0	0C26045	EPA 8260D	03/27/20 05:21	KKW	
Ethylbenzene [100-41-4]^	0.69	U	ug/L	1	0.69	1.0	0C26045	EPA 8260D	03/27/20 05:21	KKW	
Iodomethane [74-88-4]^	0.72	U	ug/L	1	0.72	5.0	0C26045	EPA 8260D	03/27/20 05:21	KKW	
m,p-Xylenes [108-38-3/106-42-3]^	1.3	U	ug/L	1	1.3	2.0	0C26045	EPA 8260D	03/27/20 05:21	KKW	
Methylene chloride [75-09-2]^	2.0	U	ug/L	1	2.0	5.0	0C26045	EPA 8260D	03/27/20 05:21	KKW	
o-Xylene [95-47-6]^	0.53	U	ug/L	1	0.53	1.0	0C26045	EPA 8260D	03/27/20 05:21	KKW	
Styrene [100-42-5]^	0.61	U	ug/L	1	0.61	1.0	0C26045	EPA 8260D	03/27/20 05:21	KKW	
Tetrachloroethene [127-18-4]^	0.76	U	ug/L	1	0.76	1.0	0C26045	EPA 8260D	03/27/20 05:21	KKW	
Toluene [108-88-3]^	0.72	U	ug/L	1	0.72	1.0	0C26045	EPA 8260D	03/27/20 05:21	KKW	
trans-1,2-Dichloroethene [156-60-5]^	0.73	U	ug/L	1	0.73	1.0	0C26045	EPA 8260D	03/27/20 05:21	KKW	
trans-1,3-Dichloropropene [10061-02-6]^	0.73	U	ug/L	1	0.73	1.0	0C26045	EPA 8260D	03/27/20 05:21	KKW	
trans-1,4-Dichloro-2-butene [110-57-6]^	0.79	U	ug/L	1	0.79	1.0	0C26045	EPA 8260D	03/27/20 05:21	KKW	
Trichloroethene [79-01-6]^	0.89	U	ug/L	1	0.89	1.0	0C26045	EPA 8260D	03/27/20 05:21	KKW	
Trichlorofluoromethane [75-69-4]^	0.94	U	ug/L	1	0.94	1.0	0C26045	EPA 8260D	03/27/20 05:21	KKW	
Vinyl acetate [108-05-4]^	0.60	U	ug/L	1	0.60	5.0	0C26045	EPA 8260D	03/27/20 05:21	KKW	
Vinyl chloride [75-01-4]^	0.71	U	ug/L	1	0.71	1.0	0C26045	EPA 8260D	03/27/20 05:21	KKW	

This report relates only to the sample as received by the laboratory, and may only be reproduced in full.

www.encolabs.com

ANALYTICAL RESULTS

Description: BW-1B
Matrix: Ground Water
Project: ENTERPRISE LF & RECYC (FKA SID LARKIN & SON, INC.)

Lab Sample ID: AD02025-10
Sampled: 03/24/20 16:09
Sampled By: Chris Monaco

Received: 03/25/20 13:10
Work Order: AD02025

Volatile Organic Compounds by GCMS

^ - ENCO Orlando certified analyte [NELAC E83182]

Analyte [CAS Number]	Results	Flag	Units	DF	MDL	PQL	Batch	Method	Analyzed	By	Notes
Xylenes (Total) [1330-20-7]^	1.3	U	ug/L	1	1.3	2.0	0C26045	EPA 8260D	03/27/20 05:21	KKW	

Surrogates	*Results*	*DF*	*Spike Lvl*	*% Rec*	*% Rec Limits*	*Batch*	*Method*	*Analyzed*	*By*	Notes
4-Bromofluorobenzene	*48*	*1*	*50.0*	*95 %*	*41-142*	*0C26045*	*EPA 8260D*	*03/27/20 05:21*	*KKW*	
Dibromofluoromethane	*52*	*1*	*50.0*	*103 %*	*53-146*	*0C26045*	*EPA 8260D*	*03/27/20 05:21*	*KKW*	
Toluene-d8	*53*	*1*	*50.0*	*105 %*	*41-146*	*0C26045*	*EPA 8260D*	*03/27/20 05:21*	*KKW*	

Semivolatile Organic Compounds by GC

^ - ENCO Orlando certified analyte [NELAC E83182]

Analyte [CAS Number]	Results	Flag	Units	DF	MDL	PQL	Batch	Method	Analyzed	By	Notes
1,2-Dibromo-3-chloropropane [96-12-8]^	0.012	U	ug/L	1	0.012	0.020	0C31018	EPA 8011	04/02/20 06:00	RGG	
1,2-Dibromoethane [106-93-4]^	0.010	U	ug/L	1	0.010	0.020	0C31018	EPA 8011	04/02/20 06:00	RGG	

Surrogates	*Results*	*DF*	*Spike Lvl*	*% Rec*	*% Rec Limits*	*Batch*	*Method*	*Analyzed*	*By*	Notes
1,1,1,2-Tetrachloroethane	*0.27*	*1*	*0.250*	*107 %*	*70-130*	*0C31018*	*EPA 8011*	*04/02/20 06:00*	*RGG*	

Metals by EPA 6000/7000 Series Methods

^ - ENCO Orlando certified analyte [NELAC E83182]

Analyte [CAS Number]	Results	Flag	Units	DF	MDL	PQL	Batch	Method	Analyzed	By	Notes
Mercury [7439-97-6]^	0.0230	U	ug/L	1	0.0230	0.200	0C27019	EPA 7470A	03/30/20 10:33	SSE	

Metals (total recoverable) by EPA 6000/7000 Series Methods

Analyte [CAS Number]	Results	Flag	Units	DF	MDL	PQL	Batch	Method	Analyzed	By	Notes
Antimony [7440-36-0]	2.50	U	ug/L	1	2.50	5.00	0C26022	EPA 6020B	03/27/20 13:51	SSE	
Arsenic [7440-38-2]	5.00	U	ug/L	1	5.00	10.0	0C26022	EPA 6020B	03/27/20 13:51	SSE	
Barium [7440-39-3]	50.0	U	ug/L	1	50.0	100	0C26022	EPA 6020B	03/27/20 13:51	SSE	
Beryllium [7440-41-7]	0.500	U	ug/L	1	0.500	1.00	0C26022	EPA 6020B	03/27/20 13:51	SSE	
Cadmium [7440-43-9]	0.500	U	ug/L	1	0.500	3.00	0C26022	EPA 6020B	03/27/20 13:51	SSE	
Chromium [7440-47-3]	5.00	U	ug/L	1	5.00	10.0	0C26022	EPA 6020B	03/27/20 13:51	SSE	
Cobalt [7440-48-4]	5.00	U	ug/L	1	5.00	10.0	0C26022	EPA 6020B	03/27/20 13:51	SSE	
Copper [7440-50-8]	2.50	U	ug/L	1	2.50	10.0	0C26022	EPA 6020B	03/27/20 13:51	SSE	
Iron [7439-89-6]	25.0	U	ug/L	1	25.0	50.0	0C26022	EPA 6020B	03/27/20 13:51	SSE	
Lead [7439-92-1]	2.50	U	ug/L	1	2.50	5.00	0C26022	EPA 6020B	03/27/20 13:51	SSE	
Nickel [7440-02-0]	5.00	U	ug/L	1	5.00	10.0	0C26022	EPA 6020B	03/27/20 13:51	SSE	
Selenium [7782-49-2]	5.00	U	ug/L	1	5.00	10.0	0C26022	EPA 6020B	03/27/20 13:51	SSE	
Silver [7440-22-4]	0.500	U	ug/L	1	0.500	1.00	0C26022	EPA 6020B	03/27/20 13:51	SSE	
Sodium [7440-23-5]	**8.21**		mg/L	1	0.320	1.00	0C26022	EPA 6020B	03/27/20 13:51	SSE	
Thallium [7440-28-0]	0.500	U	ug/L	1	0.500	1.00	0C26022	EPA 6020B	03/27/20 13:51	SSE	
Vanadium [7440-62-2]	5.00	U	ug/L	1	5.00	10.0	0C26022	EPA 6020B	03/27/20 13:51	SSE	
Zinc [7440-66-6]	75.0	U	ug/L	1	75.0	200	0C26022	EPA 6020B	03/27/20 13:51	SSE	

This report relates only to the sample as received by the laboratory, and may only be reproduced in full.

www.encolabs.com

ANALYTICAL RESULTS

Description: BW-1B
Matrix: Ground Water
Project: ENTERPRISE LF & RECYC (FKA SID LARKIN & SON, INC.)

Lab Sample ID: AD02025-10
Sampled: 03/24/20 16:09
Sampled By: Chris Monaco

Received: 03/25/20 13:10
Work Order: AD02025

Classical Chemistry Parameters

^ - ENCO Orlando certified analyte [NELAC E83182]

Analyte [CAS Number]	Results	Flag	Units	DF	MDL	PQL	Batch	Method	Analyzed	By	Notes
Ammonia as N [7664-41-7]^	0.0098	U	mg/L	1	0.0098	0.020	0C26008	EPA 350.1	03/26/20 13:40	kgonz	
Chloride [16887-00-6]^	**16**		mg/L	1	0.29	5.0	0C25009	EPA 300.0	03/25/20 21:20	RSA	
Nitrate as N [14797-55-8]^	**5.2**		mg/L	1	0.052	1.0	0C25009	EPA 300.0	03/25/20 21:20	RSA	
Total Dissolved Solids^	**180**		mg/L	1	10	10	0C30015	SM 2540C-2011	04/01/20 09:11	AMP	

Field Parameters

Analyte [CAS Number]	Results	Flag	Units	DF	MDL	PQL	Batch	Method	Analyzed	By	Notes
Depth to Water	**53.07**		Ft	1			0D02027	Field	03/24/20 16:09	CSP	
Dissolved Oxygen	**6.97**		mg/L	1	0	0	0D02027	Field	03/24/20 16:09	CSP	
Oxidation/Reduction Potential	**198.1**		mV	1	-999	-999	0D02027	Field	03/24/20 16:09	CSP	
pH	**6.5**		pH Units	1			0D02027	Field	03/24/20 16:09	CSP	
Specific Conductance (EC)	**248.3**		umhos/cm	1	0	0	0D02027	Field	03/24/20 16:09	CSP	
Temperature	**24.7**		°C	1	0	0	0D02027	Field	03/24/20 16:09	CSP	
Turbidity	**0.6**		NTU	1	0	0	0D02027	Field	03/24/20 16:09	CSP	
Water Elevation	**69.75**		Ft	1			0D02027	Field	03/24/20 16:09	CSP	

This report relates only to the sample as received by the laboratory, and may only be reproduced in full.

www.encolabs.com

ANALYTICAL RESULTS

Description: TRIP BLANK 2 | **Lab Sample ID:** AD02025-11 | **Received:** 03/25/20 13:10

Matrix: Water | **Sampled:** 03/24/20 00:00 | **Work Order:** AD02025

Project: ENTERPRISE LF & RECYC (FKA SID LARKIN & SON, INC.) | **Sampled By:** ENCO ORL

Volatile Organic Compounds by GCMS

^ - ENCO Orlando certified analyte [NELAC E83182]

Analyte [CAS Number]	Results	Flag	Units	DF	MDL	PQL	Batch	Method	Analyzed	By	Notes
1,1,1,2-Tetrachloroethane [630-20-6]^	0.61	U	ug/L	1	0.61	1.0	0C26045	EPA 8260D	03/27/20 05:51	KKW	
1,1,1-Trichloroethane [71-55-6]^	0.80	U	ug/L	1	0.80	1.0	0C26045	EPA 8260D	03/27/20 05:51	KKW	
1,1,2,2-Tetrachloroethane [79-34-5]^	0.54	U	ug/L	1	0.54	1.0	0C26045	EPA 8260D	03/27/20 05:51	KKW	
1,1,2-Trichloroethane [79-00-5]^	0.76	U	ug/L	1	0.76	1.0	0C26045	EPA 8260D	03/27/20 05:51	KKW	
1,1-Dichloroethane [75-34-3]^	0.62	U	ug/L	1	0.62	1.0	0C26045	EPA 8260D	03/27/20 05:51	KKW	
1,1-Dichloroethene [75-35-4]^	0.94	U	ug/L	1	0.94	1.0	0C26045	EPA 8260D	03/27/20 05:51	KKW	
1,2,3-Trichloropropane [96-18-4]^	0.64	U	ug/L	1	0.64	1.0	0C26045	EPA 8260D	03/27/20 05:51	KKW	
1,2-Dichlorobenzene [95-50-1]^	0.73	U	ug/L	1	0.73	1.0	0C26045	EPA 8260D	03/27/20 05:51	KKW	
1,2-Dichloroethane [107-06-2]^	0.63	U	ug/L	1	0.63	1.0	0C26045	EPA 8260D	03/27/20 05:51	KKW	
1,2-Dichloropropane [78-87-5]^	0.80	U	ug/L	1	0.80	1.0	0C26045	EPA 8260D	03/27/20 05:51	KKW	
1,4-Dichlorobenzene [106-46-7]^	0.76	U	ug/L	1	0.76	1.0	0C26045	EPA 8260D	03/27/20 05:51	KKW	
2-Butanone [78-93-3]^	4.5	U	ug/L	1	4.5	5.0	0C26045	EPA 8260D	03/27/20 05:51	KKW	
2-Hexanone [591-78-6]^	1.4	U	ug/L	1	1.4	5.0	0C26045	EPA 8260D	03/27/20 05:51	KKW	
4-Methyl-2-pentanone [108-10-1]^	0.79	U	ug/L	1	0.79	5.0	0C26045	EPA 8260D	03/27/20 05:51	KKW	
Acetone [67-64-1]^	10	U	ug/L	1	10	20	0C26045	EPA 8260D	03/27/20 05:51	KKW	
Acrylonitrile [107-13-1]^	3.2	U	ug/L	1	3.2	10	0C26045	EPA 8260D	03/27/20 05:51	KKW	QV-01
Benzene [71-43-2]^	0.71	U	ug/L	1	0.71	1.0	0C26045	EPA 8260D	03/27/20 05:51	KKW	
Bromochloromethane [74-97-5]^	0.94	U	ug/L	1	0.94	1.0	0C26045	EPA 8260D	03/27/20 05:51	KKW	
Bromodichloromethane [75-27-4]^	0.52	U	ug/L	1	0.52	1.0	0C26045	EPA 8260D	03/27/20 05:51	KKW	
Bromoform [75-25-2]^	0.75	U	ug/L	1	0.75	1.0	0C26045	EPA 8260D	03/27/20 05:51	KKW	
Bromomethane [74-83-9]^	0.95	U	ug/L	1	0.95	1.0	0C26045	EPA 8260D	03/27/20 05:51	KKW	
Carbon disulfide [75-15-0]^	2.6	U	ug/L	1	2.6	5.0	0C26045	EPA 8260D	03/27/20 05:51	KKW	
Carbon tetrachloride [56-23-5]^	0.94	U	ug/L	1	0.94	1.0	0C26045	EPA 8260D	03/27/20 05:51	KKW	
Chlorobenzene [108-90-7]^	0.72	U	ug/L	1	0.72	1.0	0C26045	EPA 8260D	03/27/20 05:51	KKW	
Chloroethane [75-00-3]^	0.98	U	ug/L	1	0.98	1.0	0C26045	EPA 8260D	03/27/20 05:51	KKW	
Chloroform [67-66-3]^	0.80	U	ug/L	1	0.80	1.0	0C26045	EPA 8260D	03/27/20 05:51	KKW	
Chloromethane [74-87-3]^	0.82	U	ug/L	1	0.82	1.0	0C26045	EPA 8260D	03/27/20 05:51	KKW	
cis-1,2-Dichloroethene [156-59-2]^	0.53	U	ug/L	1	0.53	1.0	0C26045	EPA 8260D	03/27/20 05:51	KKW	
cis-1,3-Dichloropropene [10061-01-5]^	0.59	U	ug/L	1	0.59	1.0	0C26045	EPA 8260D	03/27/20 05:51	KKW	
Dibromochloromethane [124-48-1]^	0.44	U	ug/L	1	0.44	1.0	0C26045	EPA 8260D	03/27/20 05:51	KKW	
Dibromomethane [74-95-3]^	0.84	U	ug/L	1	0.84	1.0	0C26045	EPA 8260D	03/27/20 05:51	KKW	
Ethylbenzene [100-41-4]^	0.69	U	ug/L	1	0.69	1.0	0C26045	EPA 8260D	03/27/20 05:51	KKW	
Iodomethane [74-88-4]^	0.72	U	ug/L	1	0.72	5.0	0C26045	EPA 8260D	03/27/20 05:51	KKW	
m,p-Xylenes [108-38-3/106-42-3]^	1.3	U	ug/L	1	1.3	2.0	0C26045	EPA 8260D	03/27/20 05:51	KKW	
Methylene chloride [75-09-2]^	2.0	U	ug/L	1	2.0	5.0	0C26045	EPA 8260D	03/27/20 05:51	KKW	
o-Xylene [95-47-6]^	0.53	U	ug/L	1	0.53	1.0	0C26045	EPA 8260D	03/27/20 05:51	KKW	
Styrene [100-42-5]^	0.61	U	ug/L	1	0.61	1.0	0C26045	EPA 8260D	03/27/20 05:51	KKW	
Tetrachloroethene [127-18-4]^	0.76	U	ug/L	1	0.76	1.0	0C26045	EPA 8260D	03/27/20 05:51	KKW	
Toluene [108-88-3]^	0.72	U	ug/L	1	0.72	1.0	0C26045	EPA 8260D	03/27/20 05:51	KKW	
trans-1,2-Dichloroethene [156-60-5]^	0.73	U	ug/L	1	0.73	1.0	0C26045	EPA 8260D	03/27/20 05:51	KKW	
trans-1,3-Dichloropropene [10061-02-6]^	0.73	U	ug/L	1	0.73	1.0	0C26045	EPA 8260D	03/27/20 05:51	KKW	
trans-1,4-Dichloro-2-butene [110-57-6]^	0.79	U	ug/L	1	0.79	1.0	0C26045	EPA 8260D	03/27/20 05:51	KKW	
Trichloroethene [79-01-6]^	0.89	U	ug/L	1	0.89	1.0	0C26045	EPA 8260D	03/27/20 05:51	KKW	
Trichlorofluoromethane [75-69-4]^	0.94	U	ug/L	1	0.94	1.0	0C26045	EPA 8260D	03/27/20 05:51	KKW	
Vinyl acetate [108-05-4]^	0.60	U	ug/L	1	0.60	5.0	0C26045	EPA 8260D	03/27/20 05:51	KKW	
Vinyl chloride [75-01-4]^	0.71	U	ug/L	1	0.71	1.0	0C26045	EPA 8260D	03/27/20 05:51	KKW	

This report relates only to the sample as received by the laboratory, and may only be reproduced in full.

www.encolabs.com

ANALYTICAL RESULTS

Description:	TRIP BLANK 2	**Lab Sample ID:**	AD02025-11	**Received:**	03/25/20 13:10
Matrix:	Water	**Sampled:**	03/24/20 00:00	**Work Order:**	AD02025
Project:	ENTERPRISE LF & RECYC (FKA SID LARKIN & SON, INC.)	**Sampled By:**	ENCO ORL		

Volatile Organic Compounds by GCMS

^ - ENCO Orlando certified analyte [NELAC E83182]

Analyte [CAS Number]	Results	Flag	Units	DF	MDL	PQL	Batch	Method	Analyzed	By	Notes
Xylenes (Total) [1330-20-7]^	1.3	U	ug/L	1	1.3	2.0	0C26045	EPA 8260D	03/27/20 05:51	KKW	

Surrogates	*Results*	*DF*	*Spike Lvl*	*% Rec*	*% Rec Limits*	*Batch*	*Method*	*Analyzed*	*By*	Notes
4-Bromofluorobenzene	*48*	*1*	*50.0*	*96 %*	*41-142*	*0C26045*	*EPA 8260D*	*03/27/20 05:51*	*KKW*	
Dibromofluoromethane	*50*	*1*	*50.0*	*101 %*	*53-146*	*0C26045*	*EPA 8260D*	*03/27/20 05:51*	*KKW*	
Toluene-d8	*51*	*1*	*50.0*	*101 %*	*41-146*	*0C26045*	*EPA 8260D*	*03/27/20 05:51*	*KKW*	

This report relates only to the sample as received by the laboratory, and may only be reproduced in full.

www.encolabs.com

ANALYTICAL RESULTS

Description: MW-4B
Matrix: Ground Water
Project: ENTERPRISE LF & RECYC (FKA SID LARKIN & SON, INC.)

Lab Sample ID: AD02025-12
Sampled: 03/24/20 09:58
Sampled By: Chris Monaco

Received: 03/25/20 13:10
Work Order: AD02025

Volatile Organic Compounds by GCMS

^ - ENCO Orlando certified analyte [NELAC E83182]

Analyte [CAS Number]	Results	Flag	Units	DF	MDL	PQL	Batch	Method	Analyzed	By	Notes
1,1,1,2-Tetrachloroethane [630-20-6]^	0.61	U	ug/L	1	0.61	1.0	0C26045	EPA 8260D	03/27/20 06:22	KKW	
1,1,1-Trichloroethane [71-55-6]^	0.80	U	ug/L	1	0.80	1.0	0C26045	EPA 8260D	03/27/20 06:22	KKW	
1,1,2,2-Tetrachloroethane [79-34-5]^	0.54	U	ug/L	1	0.54	1.0	0C26045	EPA 8260D	03/27/20 06:22	KKW	
1,1,2-Trichloroethane [79-00-5]^	0.76	U	ug/L	1	0.76	1.0	0C26045	EPA 8260D	03/27/20 06:22	KKW	
1,1-Dichloroethane [75-34-3]^	0.62	U	ug/L	1	0.62	1.0	0C26045	EPA 8260D	03/27/20 06:22	KKW	
1,1-Dichloroethene [75-35-4]^	0.94	U	ug/L	1	0.94	1.0	0C26045	EPA 8260D	03/27/20 06:22	KKW	
1,2,3-Trichloropropane [96-18-4]^	0.64	U	ug/L	1	0.64	1.0	0C26045	EPA 8260D	03/27/20 06:22	KKW	
1,2-Dichlorobenzene [95-50-1]^	0.73	U	ug/L	1	0.73	1.0	0C26045	EPA 8260D	03/27/20 06:22	KKW	
1,2-Dichloroethane [107-06-2]^	0.63	U	ug/L	1	0.63	1.0	0C26045	EPA 8260D	03/27/20 06:22	KKW	
1,2-Dichloropropane [78-87-5]^	0.80	U	ug/L	1	0.80	1.0	0C26045	EPA 8260D	03/27/20 06:22	KKW	
1,4-Dichlorobenzene [106-46-7]^	0.76	U	ug/L	1	0.76	1.0	0C26045	EPA 8260D	03/27/20 06:22	KKW	
2-Butanone [78-93-3]^	4.5	U	ug/L	1	4.5	5.0	0C26045	EPA 8260D	03/27/20 06:22	KKW	
2-Hexanone [591-78-6]^	1.4	U	ug/L	1	1.4	5.0	0C26045	EPA 8260D	03/27/20 06:22	KKW	
4-Methyl-2-pentanone [108-10-1]^	0.79	U	ug/L	1	0.79	5.0	0C26045	EPA 8260D	03/27/20 06:22	KKW	
Acetone [67-64-1]^	10	U	ug/L	1	10	20	0C26045	EPA 8260D	03/27/20 06:22	KKW	
Acrylonitrile [107-13-1]^	3.2	U	ug/L	1	3.2	10	0C26045	EPA 8260D	03/27/20 06:22	KKW	QV-01
Benzene [71-43-2]^	0.71	U	ug/L	1	0.71	1.0	0C26045	EPA 8260D	03/27/20 06:22	KKW	
Bromochloromethane [74-97-5]^	0.94	U	ug/L	1	0.94	1.0	0C26045	EPA 8260D	03/27/20 06:22	KKW	
Bromodichloromethane [75-27-4]^	0.52	U	ug/L	1	0.52	1.0	0C26045	EPA 8260D	03/27/20 06:22	KKW	
Bromoform [75-25-2]^	0.75	U	ug/L	1	0.75	1.0	0C26045	EPA 8260D	03/27/20 06:22	KKW	
Bromomethane [74-83-9]^	0.95	U	ug/L	1	0.95	1.0	0C26045	EPA 8260D	03/27/20 06:22	KKW	
Carbon disulfide [75-15-0]^	2.6	U	ug/L	1	2.6	5.0	0C26045	EPA 8260D	03/27/20 06:22	KKW	
Carbon tetrachloride [56-23-5]^	0.94	U	ug/L	1	0.94	1.0	0C26045	EPA 8260D	03/27/20 06:22	KKW	
Chlorobenzene [108-90-7]^	0.72	U	ug/L	1	0.72	1.0	0C26045	EPA 8260D	03/27/20 06:22	KKW	
Chloroethane [75-00-3]^	0.98	U	ug/L	1	0.98	1.0	0C26045	EPA 8260D	03/27/20 06:22	KKW	
Chloroform [67-66-3]^	0.80	U	ug/L	1	0.80	1.0	0C26045	EPA 8260D	03/27/20 06:22	KKW	
Chloromethane [74-87-3]^	0.82	U	ug/L	1	0.82	1.0	0C26045	EPA 8260D	03/27/20 06:22	KKW	
cis-1,2-Dichloroethene [156-59-2]^	0.53	U	ug/L	1	0.53	1.0	0C26045	EPA 8260D	03/27/20 06:22	KKW	
cis-1,3-Dichloropropene [10061-01-5]^	0.59	U	ug/L	1	0.59	1.0	0C26045	EPA 8260D	03/27/20 06:22	KKW	
Dibromochloromethane [124-48-1]^	0.44	U	ug/L	1	0.44	1.0	0C26045	EPA 8260D	03/27/20 06:22	KKW	
Dibromomethane [74-95-3]^	0.84	U	ug/L	1	0.84	1.0	0C26045	EPA 8260D	03/27/20 06:22	KKW	
Ethylbenzene [100-41-4]^	0.69	U	ug/L	1	0.69	1.0	0C26045	EPA 8260D	03/27/20 06:22	KKW	
Iodomethane [74-88-4]^	0.72	U	ug/L	1	0.72	5.0	0C26045	EPA 8260D	03/27/20 06:22	KKW	
m,p-Xylenes [108-38-3/106-42-3]^	1.3	U	ug/L	1	1.3	2.0	0C26045	EPA 8260D	03/27/20 06:22	KKW	
Methylene chloride [75-09-2]^	2.0	U	ug/L	1	2.0	5.0	0C26045	EPA 8260D	03/27/20 06:22	KKW	
o-Xylene [95-47-6]^	0.53	U	ug/L	1	0.53	1.0	0C26045	EPA 8260D	03/27/20 06:22	KKW	
Styrene [100-42-5]^	0.61	U	ug/L	1	0.61	1.0	0C26045	EPA 8260D	03/27/20 06:22	KKW	
Tetrachloroethene [127-18-4]^	0.76	U	ug/L	1	0.76	1.0	0C26045	EPA 8260D	03/27/20 06:22	KKW	
Toluene [108-88-3]^	0.72	U	ug/L	1	0.72	1.0	0C26045	EPA 8260D	03/27/20 06:22	KKW	
trans-1,2-Dichloroethene [156-60-5]^	0.73	U	ug/L	1	0.73	1.0	0C26045	EPA 8260D	03/27/20 06:22	KKW	
trans-1,3-Dichloropropene [10061-02-6]^	0.73	U	ug/L	1	0.73	1.0	0C26045	EPA 8260D	03/27/20 06:22	KKW	
trans-1,4-Dichloro-2-butene [110-57-6]^	0.79	U	ug/L	1	0.79	1.0	0C26045	EPA 8260D	03/27/20 06:22	KKW	
Trichloroethene [79-01-6]^	0.89	U	ug/L	1	0.89	1.0	0C26045	EPA 8260D	03/27/20 06:22	KKW	
Trichlorofluoromethane [75-69-4]^	0.94	U	ug/L	1	0.94	1.0	0C26045	EPA 8260D	03/27/20 06:22	KKW	
Vinyl acetate [108-05-4]^	0.60	U	ug/L	1	0.60	5.0	0C26045	EPA 8260D	03/27/20 06:22	KKW	
Vinyl chloride [75-01-4]^	0.71	U	ug/L	1	0.71	1.0	0C26045	EPA 8260D	03/27/20 06:22	KKW	

This report relates only to the sample as received by the laboratory, and may only be reproduced in full.

www.encolabs.com

ANALYTICAL RESULTS

Description: MW-4B
Matrix: Ground Water
Project: ENTERPRISE LF & RECYC (FKA SID LARKIN & SON, INC.)

Lab Sample ID: AD02025-12
Sampled: 03/24/20 09:58
Sampled By: Chris Monaco

Received: 03/25/20 13:10
Work Order: AD02025

Volatile Organic Compounds by GCMS

^ - ENCO Orlando certified analyte [NELAC E83182]

Analyte [CAS Number]	Results	Flag	Units	DF	MDL	PQL	Batch	Method	Analyzed	By	Notes
Xylenes (Total) [1330-20-7]^	1.3	U	ug/L	1	1.3	2.0	0C26045	EPA 8260D	03/27/20 06:22	KKW	

Surrogates	*Results*	*DF*	*Spike Lvl*	*% Rec*	*% Rec Limits*	*Batch*	*Method*	*Analyzed*	*By*	Notes
4-Bromofluorobenzene	*48*	*1*	*50.0*	*97 %*	*41-142*	*0C26045*	*EPA 8260D*	*03/27/20 06:22*	*KKW*	
Dibromofluoromethane	*51*	*1*	*50.0*	*102 %*	*53-146*	*0C26045*	*EPA 8260D*	*03/27/20 06:22*	*KKW*	
Toluene-d8	*53*	*1*	*50.0*	*107 %*	*41-146*	*0C26045*	*EPA 8260D*	*03/27/20 06:22*	*KKW*	

Semivolatile Organic Compounds by GC

^ - ENCO Orlando certified analyte [NELAC E83182]

Analyte [CAS Number]	Results	Flag	Units	DF	MDL	PQL	Batch	Method	Analyzed	By	Notes
1,2-Dibromo-3-chloropropane [96-12-8]^	0.012	U	ug/L	1	0.012	0.020	0C31018	EPA 8011	04/02/20 06:16	RGG	
1,2-Dibromoethane [106-93-4]^	0.010	U	ug/L	1	0.010	0.020	0C31018	EPA 8011	04/02/20 06:16	RGG	

Surrogates	*Results*	*DF*	*Spike Lvl*	*% Rec*	*% Rec Limits*	*Batch*	*Method*	*Analyzed*	*By*	Notes
1,1,1,2-Tetrachloroethane	*0.27*	*1*	*0.250*	*110 %*	*70-130*	*0C31018*	*EPA 8011*	*04/02/20 06:16*	*RGG*	

Metals by EPA 6000/7000 Series Methods

^ - ENCO Orlando certified analyte [NELAC E83182]

Analyte [CAS Number]	Results	Flag	Units	DF	MDL	PQL	Batch	Method	Analyzed	By	Notes
Mercury [7439-97-6]^	0.0230	U	ug/L	1	0.0230	0.200	0C27019	EPA 7470A	03/30/20 10:36	SSE	

Metals (total recoverable) by EPA 6000/7000 Series Methods

Analyte [CAS Number]	Results	Flag	Units	DF	MDL	PQL	Batch	Method	Analyzed	By	Notes
Antimony [7440-36-0]	2.50	U	ug/L	1	2.50	5.00	0C26022	EPA 6020B	03/27/20 13:55	SSE	
Arsenic [7440-38-2]	5.00	U	ug/L	1	5.00	10.0	0C26022	EPA 6020B	03/27/20 13:55	SSE	
Barium [7440-39-3]	50.0	U	ug/L	1	50.0	100	0C26022	EPA 6020B	03/27/20 13:55	SSE	
Beryllium [7440-41-7]	0.500	U	ug/L	1	0.500	1.00	0C26022	EPA 6020B	03/27/20 13:55	SSE	
Cadmium [7440-43-9]	0.500	U	ug/L	1	0.500	3.00	0C26022	EPA 6020B	03/27/20 13:55	SSE	
Chromium [7440-47-3]	5.00	U	ug/L	1	5.00	10.0	0C26022	EPA 6020B	03/27/20 13:55	SSE	
Cobalt [7440-48-4]	5.00	U	ug/L	1	5.00	10.0	0C26022	EPA 6020B	03/27/20 13:55	SSE	
Copper [7440-50-8]	2.50	U	ug/L	1	2.50	10.0	0C26022	EPA 6020B	03/27/20 13:55	SSE	
Iron [7439-89-6]	25.0	U	ug/L	1	25.0	50.0	0C26022	EPA 6020B	03/27/20 13:55	SSE	
Lead [7439-92-1]	2.50	U	ug/L	1	2.50	5.00	0C26022	EPA 6020B	03/27/20 13:55	SSE	
Nickel [7440-02-0]	5.00	U	ug/L	1	5.00	10.0	0C26022	EPA 6020B	03/27/20 13:55	SSE	
Selenium [7782-49-2]	5.00	U	ug/L	1	5.00	10.0	0C26022	EPA 6020B	03/27/20 13:55	SSE	
Silver [7440-22-4]	0.500	U	ug/L	1	0.500	1.00	0C26022	EPA 6020B	03/27/20 13:55	SSE	
Sodium [7440-23-5]	**4.06**		mg/L	1	0.320	1.00	0C26022	EPA 6020B	03/27/20 13:55	SSE	
Thallium [7440-28-0]	0.500	U	ug/L	1	0.500	1.00	0C26022	EPA 6020B	03/27/20 13:55	SSE	
Vanadium [7440-62-2]	5.00	U	ug/L	1	5.00	10.0	0C26022	EPA 6020B	03/27/20 13:55	SSE	
Zinc [7440-66-6]	75.0	U	ug/L	1	75.0	200	0C26022	EPA 6020B	03/27/20 13:55	SSE	

This report relates only to the sample as received by the laboratory, and may only be reproduced in full.

www.encolabs.com

ANALYTICAL RESULTS

Description: MW-4B
Matrix: Ground Water
Project: ENTERPRISE LF & RECYC (FKA SID LARKIN & SON, INC.)

Lab Sample ID: AD02025-12
Sampled: 03/24/20 09:58
Sampled By: Chris Monaco

Received: 03/25/20 13:10
Work Order: AD02025

Classical Chemistry Parameters

^ - ENCO Orlando certified analyte [NELAC E83182]

Analyte [CAS Number]	Results	Flag	Units	DF	MDL	PQL	Batch	Method	Analyzed	By	Notes
Ammonia as N [7664-41-7]^	0.0098	U	mg/L	1	0.0098	0.020	0C26008	EPA 350.1	03/26/20 13:42	kgonz	
Chloride [16887-00-6]^	**4.2**	I	mg/L	1	0.29	5.0	0C25009	EPA 300.0	03/25/20 21:36	RSA	
Nitrate as N [14797-55-8]^	**0.44**	I	mg/L	1	0.052	1.0	0C25009	EPA 300.0	03/25/20 21:36	RSA	
Total Dissolved Solids^	**170**		mg/L	1	10	10	0C30015	SM 2540C-2011	04/01/20 09:11	AMP	

Field Parameters

Analyte [CAS Number]	Results	Flag	Units	DF	MDL	PQL	Batch	Method	Analyzed	By	Notes
Depth to Water	**27.53**		Ft	1			0D02027	Field	03/24/20 09:58	CSP	
Dissolved Oxygen	**3.28**		mg/L	1	0	0	0D02027	Field	03/24/20 09:58	CSP	
Oxidation/Reduction Potential	**164.1**		mV	1	-999	-999	0D02027	Field	03/24/20 09:58	CSP	
pH	**7.48**		pH Units	1			0D02027	Field	03/24/20 09:58	CSP	
Specific Conductance (EC)	**293.1**		umhos/cm	1	0	0	0D02027	Field	03/24/20 09:58	CSP	
Temperature	**24.5**		°C	1	0	0	0D02027	Field	03/24/20 09:58	CSP	
Turbidity	**0.5**		NTU	1	0	0	0D02027	Field	03/24/20 09:58	CSP	
Water Elevation	**69.59**		Ft	1			0D02027	Field	03/24/20 09:58	CSP	

This report relates only to the sample as received by the laboratory, and may only be reproduced in full.

QUALITY CONTROL DATA

Volatile Organic Compounds by GCMS - Quality Control

Batch 0C26045 - EPA 5030B_MS

Blank (0C26045-BLK1) Prepared: 03/26/2020 14:04 Analyzed: 03/26/2020 23:43

Analyte	Result	Flag	PQL	Units	Spike Level	Source Result	%REC	%REC Limits	RPD	RPD Limit	Notes
1,1,1,2-Tetrachloroethane	0.61	U	1.0	ug/L							
1,1,1-Trichloroethane	0.80	U	1.0	ug/L							
1,1,2,2-Tetrachloroethane	0.54	U	1.0	ug/L							
1,1,2-Trichloroethane	0.76	U	1.0	ug/L							
1,1-Dichloroethane	0.62	U	1.0	ug/L							
1,1-Dichloroethene	0.94	U	1.0	ug/L							
1,2,3-Trichloropropane	0.64	U	1.0	ug/L							
1,2-Dichlorobenzene	0.73	U	1.0	ug/L							
1,2-Dichloroethane	0.63	U	1.0	ug/L							
1,2-Dichloropropane	0.80	U	1.0	ug/L							
1,4-Dichlorobenzene	0.76	U	1.0	ug/L							
2-Butanone	4.5	U	5.0	ug/L							
2-Hexanone	1.4	U	5.0	ug/L							
4-Methyl-2-pentanone	0.79	U	5.0	ug/L							
Acetone	10	U	20	ug/L							
Acrylonitrile	3.2	U	10	ug/L							
Benzene	0.71	U	1.0	ug/L							
Bromochloromethane	0.94	U	1.0	ug/L							
Bromodichloromethane	0.52	U	1.0	ug/L							
Bromoform	0.75	U	1.0	ug/L							
Bromomethane	0.95	U	1.0	ug/L							
Carbon disulfide	2.6	U	5.0	ug/L							
Carbon tetrachloride	0.94	U	1.0	ug/L							
Chlorobenzene	0.72	U	1.0	ug/L							
Chloroethane	0.98	U	1.0	ug/L							
Chloroform	0.80	U	1.0	ug/L							
Chloromethane	0.82	U	1.0	ug/L							
cis-1,2-Dichloroethene	0.53	U	1.0	ug/L							
cis-1,3-Dichloropropene	0.59	U	1.0	ug/L							
Dibromochloromethane	0.44	U	1.0	ug/L							
Dibromomethane	0.84	U	1.0	ug/L							
Ethylbenzene	0.69	U	1.0	ug/L							
Iodomethane	0.72	U	5.0	ug/L							
m,p-Xylenes	1.3	U	2.0	ug/L							
Methylene chloride	2.0	U	5.0	ug/L							
o-Xylene	0.53	U	1.0	ug/L							
Styrene	0.61	U	1.0	ug/L							
Tetrachloroethene	0.76	U	1.0	ug/L							
Toluene	0.72	U	1.0	ug/L							
trans-1,2-Dichloroethene	0.73	U	1.0	ug/L							
trans-1,3-Dichloropropene	0.73	U	1.0	ug/L							
trans-1,4-Dichloro-2-butene	0.79	U	1.0	ug/L							
Trichloroethene	0.89	U	1.0	ug/L							
Trichlorofluoromethane	0.94	U	1.0	ug/L							
Vinyl acetate	0.60	U	5.0	ug/L							
Vinyl chloride	0.71	U	1.0	ug/L							
Xylenes (Total)	1.3	U	2.0	ug/L							
4-Bromofluorobenzene	*47*			*ug/L*	*50.0*		*95*	*41-142*			
Dibromofluoromethane	*50*			*ug/L*	*50.0*		*100*	*53-146*			

This report relates only to the sample as received by the laboratory, and may only be reproduced in full.

QUALITY CONTROL DATA

Volatile Organic Compounds by GCMS - Quality Control

Batch 0C26045 - EPA 5030B_MS - Continued

Blank (0C26045-BLK1) Continued Prepared: 03/26/2020 14:04 Analyzed: 03/26/2020 23:43

Analyte	Result	Flag	POL	Units	Spike Level	Source Result	%REC	%REC Limits	RPD	RPD Limit	Notes
Toluene-d8	*51*			*ug/L*	*50.0*		*102*	*41-146*			

LCS (0C26045-BS1) Prepared: 03/26/2020 14:04 Analyzed: 03/26/2020 21:41

Analyte	Result	Flag	POL	Units	Spike Level	Source Result	%REC	%REC Limits	RPD	RPD Limit	Notes
1,1-Dichloroethene	20		1.0	ug/L	20.0		99	47-139			
Benzene	21		1.0	ug/L	20.0		103	56-136			
Chlorobenzene	19		1.0	ug/L	20.0		97	51-139			
Toluene	19		1.0	ug/L	20.0		97	64-131			
Trichloroethene	18		1.0	ug/L	20.0		90	62-135			
4-Bromofluorobenzene	*48*			*ug/L*	*50.0*		*95*	*41-142*			
Dibromofluoromethane	*52*			*ug/L*	*50.0*		*104*	*53-146*			
Toluene-d8	*52*			*ug/L*	*50.0*		*103*	*41-146*			

Matrix Spike (0C26045-MS1) Prepared: 03/26/2020 14:04 Analyzed: 03/26/2020 22:11

Source: AD02025-03

Analyte	Result	Flag	POL	Units	Spike Level	Source Result	%REC	%REC Limits	RPD	RPD Limit	Notes
1,1-Dichloroethene	25		1.0	ug/L	20.0	0.94 U	123	47-139			
Benzene	23		1.0	ug/L	20.0	0.71 U	117	56-136			
Chlorobenzene	22		1.0	ug/L	20.0	0.72 U	108	51-139			
Toluene	21		1.0	ug/L	20.0	0.72 U	105	64-131			
Trichloroethene	21		1.0	ug/L	20.0	0.89 U	107	62-135			
4-Bromofluorobenzene	*46*			*ug/L*	*50.0*		*93*	*41-142*			
Dibromofluoromethane	*52*			*ug/L*	*50.0*		*104*	*53-146*			
Toluene-d8	*53*			*ug/L*	*50.0*		*106*	*41-146*			

Matrix Spike Dup (0C26045-MSD1) Prepared: 03/26/2020 14:04 Analyzed: 03/26/2020 22:42

Source: AD02025-03

Analyte	Result	Flag	POL	Units	Spike Level	Source Result	%REC	%REC Limits	RPD	RPD Limit	Notes
1,1-Dichloroethene	24		1.0	ug/L	20.0	0.94 U	119	47-139	3	16	
Benzene	23		1.0	ug/L	20.0	0.71 U	113	56-136	4	14	
Chlorobenzene	22		1.0	ug/L	20.0	0.72 U	110	51-139	2	13	
Toluene	21		1.0	ug/L	20.0	0.72 U	106	64-131	0.1	16	
Trichloroethene	22		1.0	ug/L	20.0	0.89 U	111	62-135	4	20	
4-Bromofluorobenzene	*49*			*ug/L*	*50.0*		*97*	*41-142*			
Dibromofluoromethane	*53*			*ug/L*	*50.0*		*105*	*53-146*			
Toluene-d8	*52*			*ug/L*	*50.0*		*105*	*41-146*			

Semivolatile Organic Compounds by GC - Quality Control

Batch 0C27004 - EPA 504/8011

Blank (0C27004-BLK1) Prepared: 03/27/2020 06:12 Analyzed: 03/27/2020 09:18

Analyte	Result	Flag	POL	Units	Spike Level	Source Result	%REC	%REC Limits	RPD	RPD Limit	Notes
1,2-Dibromo-3-chloropropane	0.012	U	0.020	ug/L							
1,2-Dibromoethane	0.010	U	0.020	ug/L							

This report relates only to the sample as received by the laboratory, and may only be reproduced in full.

QUALITY CONTROL DATA

Semivolatile Organic Compounds by GC - Quality Control

Batch 0C27004 - EPA 504/8011 - Continued

Blank (0C27004-BLK1) Continued Prepared: 03/27/2020 06:12 Analyzed: 03/27/2020 09:18

Analyte	Result	Flag	PQL	Units	Spike Level	Source Result	%REC	%REC Limits	RPD	RPD Limit	Notes
1,1,1,2-Tetrachloroethane	*0.30*			*ug/L*	*0.250*		*122*	*70-130*			

LCS (0C27004-BS1) Prepared: 03/27/2020 06:12 Analyzed: 03/27/2020 09:34

Analyte	Result	Flag	PQL	Units	Spike Level	Source Result	%REC	%REC Limits	RPD	RPD Limit	Notes
1,2-Dibromo-3-chloropropane	0.20		0.020	ug/L	0.250		82	61-139			
1,2-Dibromoethane	0.24		0.020	ug/L	0.250		96	65-133			
1,1,1,2-Tetrachloroethane	*0.31*			*ug/L*	*0.250*		*125*	*70-130*			

Matrix Spike (0C27004-MS1) Prepared: 03/27/2020 06:12 Analyzed: 03/27/2020 09:50

Source: AD01907-01

Analyte	Result	Flag	PQL	Units	Spike Level	Source Result	%REC	%REC Limits	RPD	RPD Limit	Notes
1,2-Dibromo-3-chloropropane	0.22		0.020	ug/L	0.250	0.012 U	87	61-139			
1,2-Dibromoethane	0.23		0.020	ug/L	0.250	0.010 U	93	65-133			
1,1,1,2-Tetrachloroethane	*0.31*			*ug/L*	*0.250*		*123*	*70-130*			

Matrix Spike Dup (0C27004-MSD1) Prepared: 03/27/2020 06:12 Analyzed: 03/27/2020 10:06

Source: AD01907-01

Analyte	Result	Flag	PQL	Units	Spike Level	Source Result	%REC	%REC Limits	RPD	RPD Limit	Notes
1,2-Dibromo-3-chloropropane	0.20		0.020	ug/L	0.250	0.012 U	81	61-139	7	12	
1,2-Dibromoethane	0.24		0.020	ug/L	0.250	0.010 U	94	65-133	2	17	
1,1,1,2-Tetrachloroethane	*0.31*			*ug/L*	*0.250*		*126*	*70-130*			

Batch 0C31018 - EPA 504/8011

Blank (0C31018-BLK1) Prepared: 03/31/2020 10:36 Analyzed: 04/01/2020 18:07

Analyte	Result	Flag	PQL	Units	Spike Level	Source Result	%REC	%REC Limits	RPD	RPD Limit	Notes
1,2-Dibromo-3-chloropropane	0.012	U	0.020	ug/L							
1,2-Dibromoethane	0.010	U	0.020	ug/L							
1,1,1,2-Tetrachloroethane	*0.26*			*ug/L*	*0.250*		*105*	*70-130*			

LCS (0C31018-BS1) Prepared: 03/31/2020 10:36 Analyzed: 04/01/2020 18:23

Analyte	Result	Flag	PQL	Units	Spike Level	Source Result	%REC	%REC Limits	RPD	RPD Limit	Notes
1,2-Dibromo-3-chloropropane	0.22		0.020	ug/L	0.250		86	61-139			
1,2-Dibromoethane	0.21		0.020	ug/L	0.250		84	65-133			
1,1,1,2-Tetrachloroethane	*0.26*			*ug/L*	*0.250*		*104*	*70-130*			

Matrix Spike (0C31018-MS1) Prepared: 03/31/2020 10:36 Analyzed: 04/01/2020 18:39

Source: AD02048-01

Analyte	Result	Flag	PQL	Units	Spike Level	Source Result	%REC	%REC Limits	RPD	RPD Limit	Notes
1,2-Dibromo-3-chloropropane	0.22		0.020	ug/L	0.250	0.012 U	88	61-139			
1,2-Dibromoethane	0.22		0.020	ug/L	0.250	0.010 U	88	65-133			
1,1,1,2-Tetrachloroethane	*0.27*			*ug/L*	*0.250*		*108*	*70-130*			

This report relates only to the sample as received by the laboratory, and may only be reproduced in full.

QUALITY CONTROL DATA

Semivolatile Organic Compounds by GC - Quality Control

Batch 0C31018 - EPA 504/8011 - Continued

Matrix Spike Dup (0C31018-MSD1) Prepared: 03/31/2020 10:36 Analyzed: 04/01/2020 18:55

Source: AD02048-01

Analyte	Result	Flag	PQL	Units	Spike Level	Source Result	%REC	%REC Limits	RPD	RPD Limit	Notes
1,2-Dibromo-3-chloropropane	0.22		0.020	ug/L	0.250	0.012 U	86	61-139	2	12	
1,2-Dibromoethane	0.24		0.020	ug/L	0.250	0.010 U	94	65-133	7	17	
1,1,1,2-Tetrachloroethane	*0.25*			*ug/L*	*0.250*		*100*	*70-130*			

Metals by EPA 6000/7000 Series Methods - Quality Control

Batch 0C27019 - EPA 7470A

Blank (0C27019-BLK1) Prepared: 03/27/2020 11:57 Analyzed: 03/30/2020 09:19

Analyte	Result	Flag	PQL	Units	Spike Level	Source Result	%REC	%REC Limits	RPD	RPD Limit	Notes
Mercury	0.0230	U	0.200	ug/L							

LCS (0C27019-BS1) Prepared: 03/27/2020 11:57 Analyzed: 03/30/2020 09:22

Analyte	Result	Flag	PQL	Units	Spike Level	Source Result	%REC	%REC Limits	RPD	RPD Limit	Notes
Mercury	5.18		0.200	ug/L	5.00		104	80-120			

Matrix Spike (0C27019-MS1) Prepared: 03/27/2020 11:57 Analyzed: 03/30/2020 09:29

Source: AD01599-01

Analyte	Result	Flag	PQL	Units	Spike Level	Source Result	%REC	%REC Limits	RPD	RPD Limit	Notes
Mercury	5.57		0.200	ug/L	5.00	0.0230 U	111	75-125			

Matrix Spike Dup (0C27019-MSD1) Prepared: 03/27/2020 11:57 Analyzed: 03/30/2020 09:32

Source: AD01599-01

Analyte	Result	Flag	PQL	Units	Spike Level	Source Result	%REC	%REC Limits	RPD	RPD Limit	Notes
Mercury	5.52		0.200	ug/L	5.00	0.0230 U	110	75-125	0.9	20	

Batch 0C27020 - EPA 7470A

Blank (0C27020-BLK1) Prepared: 03/27/2020 11:57 Analyzed: 03/30/2020 09:56

Analyte	Result	Flag	PQL	Units	Spike Level	Source Result	%REC	%REC Limits	RPD	RPD Limit	Notes
Mercury	0.0230	U	0.200	ug/L							

Blank (0C27020-BLK2) Prepared: 03/27/2020 11:57 Analyzed: 03/30/2020 12:04

Analyte	Result	Flag	PQL	Units	Spike Level	Source Result	%REC	%REC Limits	RPD	RPD Limit	Notes
Mercury	0.0230	U	0.200	ug/L							

LCS (0C27020-BS1) Prepared: 03/27/2020 11:57 Analyzed: 03/30/2020 09:59

Analyte	Result	Flag	PQL	Units	Spike Level	Source Result	%REC	%REC Limits	RPD	RPD Limit	Notes
Mercury	5.27		0.200	ug/L	5.00		105	80-120			

This report relates only to the sample as received by the laboratory, and may only be reproduced in full.

QUALITY CONTROL DATA

Metals by EPA 6000/7000 Series Methods - Quality Control

Batch 0C27020 - EPA 7470A - Continued

LCS (0C27020-BS2) Prepared: 03/27/2020 11:57 Analyzed: 03/30/2020 12:07

Analyte	Result	Flag	POL	Units	Spike Level	Source Result	%REC	%REC Limits	RPD	RPD Limit	Notes
Mercury	5.27		0.200	ug/L	5.00		105	80-120			

Matrix Spike (0C27020-MS1) Prepared: 03/27/2020 11:57 Analyzed: 03/30/2020 10:05

Source: AD02025-08

Analyte	Result	Flag	POL	Units	Spike Level	Source Result	%REC	%REC Limits	RPD	RPD Limit	Notes
Mercury	5.55		0.200	ug/L	5.00	0.0230 U	111	75-125			

Matrix Spike Dup (0C27020-MSD1) Prepared: 03/27/2020 11:57 Analyzed: 03/30/2020 10:09

Source: AD02025-08

Analyte	Result	Flag	POL	Units	Spike Level	Source Result	%REC	%REC Limits	RPD	RPD Limit	Notes
Mercury	5.60		0.200	ug/L	5.00	0.0230 U	112	75-125	0.8	20	

Metals (total recoverable) by EPA 6000/7000 Series Methods - Quality Control

Batch 0C26022 - EPA 3005A

Blank (0C26022-BLK1) Prepared: 03/26/2020 15:00 Analyzed: 03/27/2020 11:07

Analyte	Result	Flag	POL	Units	Spike Level	Source Result	%REC	%REC Limits	RPD	RPD Limit	Notes
Antimony	0.250	U	0.500	ug/L							
Arsenic	0.500	U	1.00	ug/L							
Barium	5.00	U	10.0	ug/L							
Beryllium	0.0500	U	0.100	ug/L							
Cadmium	0.0500	U	0.300	ug/L							
Chromium	0.500	U	1.00	ug/L							
Cobalt	0.500	U	1.00	ug/L							
Copper	0.250	U	1.00	ug/L							
Iron	2.50	U	5.00	ug/L							
Lead	0.250	U	0.500	ug/L							
Nickel	0.500	U	1.00	ug/L							
Selenium	0.500	U	1.00	ug/L							
Silver	0.0500	U	0.100	ug/L							
Sodium	0.0500	U	0.100	mg/L							
Thallium	0.0500	U	0.100	ug/L							
Vanadium	0.500	U	1.00	ug/L							
Zinc	7.50	U	20.0	ug/L							

Blank (0C26022-BLK2) Prepared: 03/26/2020 15:00 Analyzed: 03/27/2020 11:11

Analyte	Result	Flag	POL	Units	Spike Level	Source Result	%REC	%REC Limits	RPD	RPD Limit	Notes
Antimony	2.50	U	5.00	ug/L							
Arsenic	5.00	U	10.0	ug/L							
Barium	50.0	U	100	ug/L							
Beryllium	0.500	U	1.00	ug/L							
Cadmium	0.500	U	3.00	ug/L							
Chromium	5.00	U	10.0	ug/L							
Cobalt	5.00	U	10.0	ug/L							
Copper	2.50	U	10.0	ug/L							

This report relates only to the sample as received by the laboratory, and may only be reproduced in full.

QUALITY CONTROL DATA

Metals (total recoverable) by EPA 6000/7000 Series Methods - Quality Control

Batch 0C26022 - EPA 3005A - Continued

Blank (0C26022-BLK2) Continued Prepared: 03/26/2020 15:00 Analyzed: 03/27/2020 11:11

Analyte	Result	Flag	PQL	Units	Spike Level	Source Result	%REC	%REC Limits	RPD	RPD Limit	Notes
Iron	25.0	U	50.0	ug/L							
Lead	2.50	U	5.00	ug/L							
Nickel	5.00	U	10.0	ug/L							
Selenium	5.00	U	10.0	ug/L							
Silver	0.500	U	1.00	ug/L							
Sodium	0.500	U	1.00	mg/L							
Thallium	0.500	U	1.00	ug/L							
Vanadium	5.00	U	10.0	ug/L							
Zinc	75.0	U	200	ug/L							

LCS (0C26022-BS1) Prepared: 03/26/2020 15:00 Analyzed: 03/27/2020 11:19

Analyte	Result	Flag	PQL	Units	Spike Level	Source Result	%REC	%REC Limits	RPD	RPD Limit	Notes
Antimony	4.71		0.500	ug/L	5.00		94	80-120			
Arsenic	47.1		1.00	ug/L	50.0		94	80-120			
Barium	46.0		10.0	ug/L	50.0		92	80-120			
Beryllium	4.66		0.100	ug/L	5.00		93	80-120			
Cadmium	4.79		0.300	ug/L	5.00		96	80-120			
Chromium	50.0		1.00	ug/L	50.0		100	80-120			
Cobalt	47.1		1.00	ug/L	50.0		94	80-120			
Copper	49.0		1.00	ug/L	50.0		98	80-120			
Iron	93.8		5.00	ug/L	100		94	80-120			
Lead	48.5		0.500	ug/L	50.0		97	80-120			
Nickel	48.8		1.00	ug/L	50.0		98	80-120			
Selenium	46.0		1.00	ug/L	50.0		92	80-120			
Silver	4.80		0.100	ug/L	5.00		96	80-120			
Sodium	2.53		0.100	mg/L	2.50		101	80-120			
Thallium	4.79		0.100	ug/L	5.00		96	80-120			
Vanadium	48.8		1.00	ug/L	50.0		98	80-120			
Zinc	47.5		20.0	ug/L	50.0		95	80-120			

Matrix Spike (0C26022-MS1) Prepared: 03/26/2020 15:00 Analyzed: 03/27/2020 11:39

Source: AD01990-02RE1

Analyte	Result	Flag	PQL	Units	Spike Level	Source Result	%REC	%REC Limits	RPD	RPD Limit	Notes
Antimony	5.65		0.500	ug/L	5.00	0.836	96	75-125			
Arsenic	50.0		1.00	ug/L	50.0	0.500 U	100	75-125			
Barium	150		10.0	ug/L	50.0	105	90	75-125			
Beryllium	4.72		0.100	ug/L	5.00	0.0500 U	94	75-125			
Cadmium	4.83		0.300	ug/L	5.00	0.0500 U	97	75-125			
Chromium	50.9		1.00	ug/L	50.0	0.500 U	102	75-125			
Cobalt	48.1		1.00	ug/L	50.0	1.54	93	75-125			
Copper	48.2		1.00	ug/L	50.0	1.60	93	75-125			
Iron	117		5.00	ug/L	100	14.0	103	75-125			
Lead	46.3		0.500	ug/L	50.0	0.250 U	93	75-125			
Nickel	51.0		1.00	ug/L	50.0	3.81	94	75-125			
Selenium	46.5		1.00	ug/L	50.0	0.500 U	93	75-125			
Silver	4.66		0.100	ug/L	5.00	0.0500 U	93	75-125			
Sodium	31.6	L	0.100	mg/L	2.50	29.6	80	75-125			

This report relates only to the sample as received by the laboratory, and may only be reproduced in full.

QUALITY CONTROL DATA

Metals (total recoverable) by EPA 6000/7000 Series Methods - Quality Control

Batch 0C26022 - EPA 3005A - Continued

Matrix Spike (0C26022-MS1) Continued Prepared: 03/26/2020 15:00 Analyzed: 03/27/2020 11:39

Source: AD01990-02RE1

Analyte	Result	Flag	PQL	Units	Spike Level	Source Result	%REC	%REC Limits	RPD	RPD Limit	Notes
Thallium	4.63		0.100	ug/L	5.00	0.0500 U	93	75-125			
Vanadium	48.9		1.00	ug/L	50.0	0.500 U	98	75-125			
Zinc	46.0		20.0	ug/L	50.0	7.50 U	92	75-125			

Matrix Spike Dup (0C26022-MSD1) Prepared: 03/26/2020 15:00 Analyzed: 03/27/2020 11:50

Source: AD01990-02RE1

Analyte	Result	Flag	PQL	Units	Spike Level	Source Result	%REC	%REC Limits	RPD	RPD Limit	Notes
Antimony	5.76		0.500	ug/L	5.00	0.836	98	75-125	2	20	
Arsenic	50.9		1.00	ug/L	50.0	0.500 U	102	75-125	2	20	
Barium	152		10.0	ug/L	50.0	105	94	75-125	1	20	
Beryllium	4.71		0.100	ug/L	5.00	0.0500 U	94	75-125	0.3	20	
Cadmium	4.92		0.300	ug/L	5.00	0.0500 U	98	75-125	2	20	
Chromium	51.7		1.00	ug/L	50.0	0.500 U	103	75-125	2	20	
Cobalt	48.8		1.00	ug/L	50.0	1.54	95	75-125	1	20	
Copper	48.6		1.00	ug/L	50.0	1.60	94	75-125	0.8	20	
Iron	118		5.00	ug/L	100	14.0	104	75-125	0.4	20	
Lead	47.0		0.500	ug/L	50.0	0.250 U	94	75-125	1	20	
Nickel	51.3		1.00	ug/L	50.0	3.81	95	75-125	0.7	20	
Selenium	47.2		1.00	ug/L	50.0	0.500 U	94	75-125	2	20	
Silver	4.77		0.100	ug/L	5.00	0.0500 U	95	75-125	2	20	
Sodium	32.0	L	0.100	mg/L	2.50	29.6	97	75-125	1	20	
Thallium	4.68		0.100	ug/L	5.00	0.0500 U	94	75-125	1	20	
Vanadium	49.0		1.00	ug/L	50.0	0.500 U	98	75-125	0.2	20	
Zinc	46.8		20.0	ug/L	50.0	7.50 U	94	75-125	2	20	

Classical Chemistry Parameters - Quality Control

Batch 0C25009 - NO PREP

Blank (0C25009-BLK1) Prepared: 03/25/2020 08:39 Analyzed: 03/25/2020 09:45

Analyte	Result	Flag	PQL	Units	Spike Level	Source Result	%REC	%REC Limits	RPD	RPD Limit	Notes
Chloride	0.29	U	5.0	mg/L							
Nitrate as N	0.052	U	1.0	mg/L							

LCS (0C25009-BS1) Prepared: 03/25/2020 08:39 Analyzed: 03/25/2020 10:02

Analyte	Result	Flag	PQL	Units	Spike Level	Source Result	%REC	%REC Limits	RPD	RPD Limit	Notes
Chloride	53		5.0	mg/L	50.0		106	90-110			
Nitrate as N	26		1.0	mg/L	25.0		106	90-110			

Matrix Spike (0C25009-MS1) Prepared: 03/25/2020 08:39 Analyzed: 03/25/2020 16:06

Source: AD02019-07

Analyte	Result	Flag	PQL	Units	Spike Level	Source Result	%REC	%REC Limits	RPD	RPD Limit	Notes
Chloride	58		5.0	mg/L	50.0	5.8	105	90-110			
Nitrate as N	27		1.0	mg/L	25.0	1.2	104	90-110			

This report relates only to the sample as received by the laboratory, and may only be reproduced in full.

QUALITY CONTROL DATA

Classical Chemistry Parameters - Quality Control

Batch 0C25009 - NO PREP - Continued

Matrix Spike (0C25009-MS2) Prepared: 03/25/2020 08:39 Analyzed: 03/25/2020 19:27

Source: AD02025-06

Analyte	Result	Flag	PQL	Units	Spike Level	Source Result	%REC	%REC Limits	RPD	RPD Limit	Notes
Chloride	58		5.0	mg/L	50.0	4.6	107	90-110			
Nitrate as N	27		1.0	mg/L	25.0	0.44	106	90-110			

Matrix Spike Dup (0C25009-MSD1) Prepared: 03/25/2020 08:39 Analyzed: 03/25/2020 16:22

Source: AD02019-07

Analyte	Result	Flag	PQL	Units	Spike Level	Source Result	%REC	%REC Limits	RPD	RPD Limit	Notes
Chloride	58		5.0	mg/L	50.0	5.8	105	90-110	0.4	10	
Nitrate as N	27		1.0	mg/L	25.0	1.2	104	90-110	0.4	10	

Matrix Spike Dup (0C25009-MSD2) Prepared: 03/25/2020 08:39 Analyzed: 03/25/2020 19:44

Source: AD02025-06

Analyte	Result	Flag	PQL	Units	Spike Level	Source Result	%REC	%REC Limits	RPD	RPD Limit	Notes
Chloride	56		5.0	mg/L	50.0	4.6	102	90-110	4	10	
Nitrate as N	25		1.0	mg/L	25.0	0.44	100	90-110	6	10	

Batch 0C26008 - NO PREP

Blank (0C26008-BLK1) Prepared: 03/26/2020 08:47 Analyzed: 03/26/2020 13:04

Analyte	Result	Flag	PQL	Units	Spike Level	Source Result	%REC	%REC Limits	RPD	RPD Limit	Notes
Ammonia as N	0.0098	U	0.020	mg/L							

LCS (0C26008-BS1) Prepared: 03/26/2020 08:47 Analyzed: 03/26/2020 13:12

Analyte	Result	Flag	PQL	Units	Spike Level	Source Result	%REC	%REC Limits	RPD	RPD Limit	Notes
Ammonia as N	0.98		0.020	mg/L	1.00		98	90-110			

Matrix Spike (0C26008-MS1) Prepared: 03/26/2020 08:47 Analyzed: 03/26/2020 13:17

Source: AD01700-06

Analyte	Result	Flag	PQL	Units	Spike Level	Source Result	%REC	%REC Limits	RPD	RPD Limit	Notes
Ammonia as N	1.0		0.020	mg/L	1.00	0.071	96	90-110			

Matrix Spike (0C26008-MS2) Prepared: 03/26/2020 08:47 Analyzed: 03/26/2020 13:27

Source: AD02025-01

Analyte	Result	Flag	PQL	Units	Spike Level	Source Result	%REC	%REC Limits	RPD	RPD Limit	Notes
Ammonia as N	0.96		0.020	mg/L	1.00	0.0098 U	96	90-110			

Matrix Spike Dup (0C26008-MSD1) Prepared: 03/26/2020 08:47 Analyzed: 03/26/2020 13:18

Source: AD01700-06

Analyte	Result	Flag	PQL	Units	Spike Level	Source Result	%REC	%REC Limits	RPD	RPD Limit	Notes
Ammonia as N	1.0		0.020	mg/L	1.00	0.071	96	90-110	0	10	

Batch 0C30015 - NO PREP

Blank (0C30015-BLK1) Prepared: 03/30/2020 10:38 Analyzed: 04/01/2020 09:11

Analyte	Result	Flag	PQL	Units	Spike Level	Source Result	%REC	%REC Limits	RPD	RPD Limit	Notes

This report relates only to the sample as received by the laboratory, and may only be reproduced in full.

QUALITY CONTROL DATA

Classical Chemistry Parameters - Quality Control

Batch 0C30015 - NO PREP - Continued

Blank (0C30015-BLK1) Continued Prepared: 03/30/2020 10:38 Analyzed: 04/01/2020 09:11

Analyte	Result	Flag	PQL	Units	Spike Level	Source Result	%REC	%REC Limits	RPD	RPD Limit	Notes
Total Dissolved Solids	10	U	10	mg/L							

LCS (0C30015-BS1) Prepared: 03/30/2020 10:38 Analyzed: 04/01/2020 09:11

Analyte	Result	Flag	PQL	Units	Spike Level	Source Result	%REC	%REC Limits	RPD	RPD Limit	Notes
Total Dissolved Solids	990		10	mg/L	1000		99	90-110			

Duplicate (0C30015-DUP1) Prepared: 03/30/2020 10:38 Analyzed: 04/01/2020 09:11

Source: AD01599-01

Analyte	Result	Flag	PQL	Units	Spike Level	Source Result	%REC	%REC Limits	RPD	RPD Limit	Notes
Total Dissolved Solids	52		10	mg/L		82			45	20	QM-12

This report relates only to the sample as received by the laboratory, and may only be reproduced in full.

FLAGS/NOTES AND DEFINITIONS

PQL	PQL: Practical Quantitation Limit. The PQL presented is the laboratory MRL.
B	Results are based upon membrane filter colony counts that are outside the method indicated ideal range.
I	The reported value is between the laboratory method detection limit (MDL) and the practical quantitation limit (PQL).
J	Estimated value.
K	Off-scale low; Actual value is known to be less than the value given.
L	Off-scale high; Actual value is known to be greater than value given.
M	Presence of analyte is verified but not quantified; the actual value is less than the MRL but greater than the MDL.
N	Presumptive evidence of presence of material.
O	Sampled, but analysis lost or not performed.
Q	Sample exceeded the accepted holding time.
T	Value reported is less than the laboratory method detection limit. The value is reported for informational purposes only and shall not be used in statistical analysis.
U	Indicates that the compound was analyzed for but not detected.
V	Indicates that the analyte was detected in both the sample and the associated method blank.
Y	The laboratory analysis was from an improperly preserved sample. The data may not be accurate.
Z	Too many colonies were present (TNTC); the numeric value represents the filtration volume.
?	Data are rejected and should not be used. Some or all of the quality control data for the analyte were outside criteria, and the presence or absence of the analyte cannot be determined from the data.
*****	Not reported due to interference.
[CALC]	Calculated analyte - MDL/MRL reported to the highest reporting limit of the component analyses.
QM-07	The spike recovery was outside acceptance limits for the MS and/or MSD. The batch was accepted based on acceptable LCS recovery.
QM-12	Precision between duplicate samples was outside acceptance limits.
QV-01	The associated continuing calibration verification standard exhibited high bias; since the result is ND, there is no impact.

This report relates only to the sample as received by the laboratory, and may only be reproduced in full.

ENVIRONMENTAL CONSERVATION LABORATORIES CHAIN-OF-CUSTODY RECORD www.encolabs.com

10775 Central Port Dr. Orlando, FL 32824 (407) 826-5314
4810 Executive Park Court, Suite 111 Jacksonville, FL 32216-6069 (904) 296-3007 Fax (904) 296-6210
102-A Woodwinds Industrial Ct. Cary, NC 27511 (919) 467-3090 Fax (919) 467-3515

Page 1 of 1

Client Name: Angelo's Recycled Materials (AN010)	Project Number: 87895
Address: 41111 Enterprise Road	Project Name/Desc: ENTERPRISE LF & RECYC (FKA SID LARKIN & SON,INC.)
City/ST/Zip: Dade City, FL 33525	PO # / Billing Info:
Tel: (352) 521-3607 Fax:	Reporting Contact: Walker Wrenn
Sampler(s) Name, Affiliation (Print): Chris Monaco Ideal Tech Services Inc.	Billing Contact: John Arnold
Sampler(s) Signature: [signature]	Site Location / Time Zone: FL EST

Requested Analyses: 8011; 8260D Appendix 1 FL; Chloride 300,Nitrate as N 300,TDS SM2540C; Ammonia 350.1; Ag As,Ba,Be,Cd,Co,Cr,Cu,Fe,Hg,Na,Ni,Pb,Sb,Se,Tl,V,Zn

Requested Turnaround Times
Note : Rush requests subject to acceptance by the facility
X Standard
___ Expedited
Due ___/___/___

Lab Workorder: AD02025 ~~AD01601~~ RMA 3/25/20

Preservation (See Codes) (Combine as necessary)

Item #	Sample ID (Field Identification)	Collection Date	Collection Time	Comp / Grab	Matrix (see codes)	Total # of Containers	I	IH	I	IS	N						Sample Comments
	MW-5BR	3/24/20	1104	Grab	GW	8	2	3	1	1	1						
	Equipment Blank	↑	1108	↑	↑	8	2	3	1	1	1						
	MW-23B		1145			8	2	3	1	1	1						
	MW-22B		1241			8	2	3	1	1	1						
	MW-22A		1321			8	2	3	1	1	1						
	MW-21A		~~1324~~ 1400			8	2	3	1	1	1						
	Duplicate		1400			8	2	3	1	1	1						
	MW-24B		1429			8	2	3	1	1	1						
	MW-24A	↓	1523		↓	8	2	3	1	1	1						
	~~MW~~-1B	3/24/20	1609	↓	GW	8	2	3	1	1	1						
	Trip 2	–	–	Grab	O	2	–	2	–	–	–						lab supplied D.I. water

<-- Total # of Containers

Sample Kit Prepared By: ECG	Date/Time: 03/11/20 14:55	Relinquished By: [signature]	Date/Time: 03/11/20 14:55
Comments/Special Reporting Requirements:		Received By: [signature]	Date/Time: 3/22/20 1600
		Relinquished By: [signature]	Date/Time: 3/25/20 1140
		Received By: Rosa Marval	Date/Time: 3/25/20 13:10
		Relinquished By:	Date/Time:
		Received By:	Date/Time:
		Cooler #'s & Temps on Receipt: Lg-369 0.1°C	Condition Upon Receipt: ___ Acceptable ___ Unacceptable

Matrix : **GW**-Groundwater **SO**-Soil **DW**-Drinking Water **SE**-Sediment **SW**-Surface Water **WW**-Wastewater **A**-Air **O**-Other (detail in comments) **Preservation:** **I**-Ice **H**-HCl **N**-HNO3 **S**-H2SO4 **NO**-NaOH **O**-Other (detail in comments)

Note : All samples submitted to ENCO Labs are in accordance with the terms and conditions listed on the reverse of this form, unless prior written agreements exist

ENVIRONMENTAL CONSERVATION LABORATORIES CHAIN-OF-CUSTODY RECORD

www.encolabs.com

10775 Central Port Dr.
Orlando, FL 32824
(407) 826-5314

4810 Executive Park Court, Suite 111
Jacksonville, FL 32216-6069
(904) 296-3007 Fax (904) 296-6210

102-A Woodwinds Industrial Ct.
Cary, NC 27511
(919) 467-3090 Fax (919) 467-3515

Page 1 of 1

Client Name: Angelo's Recycled Materials (AN010)	Project Number: 87895
Address: 41111 Enterprise Road	Project Name/Desc: ENTERPRISE LF & RECYC (FKA SID LARKIN & SON, INC.)
City/ST/Zip: Dade City, FL 33525	PO # / Billing Info:
Tel: (352) 521-3607 Fax:	Reporting Contact: Walker Wrenn
Sampler(s) Name, Affiliation (Print): Chris Monaco Ideal Tech Services, Inc.	Billing Contact: John Arnold
Sampler(s) Signature: [signature]	Site Location / Time Zone: FL EST

Requested Analyses: 8011; 8260D Appendix 1 FL; Chloride 300, Nitrate as N 300, TDS SM2540C; Ammonia 350.1; Ag,As,Ba,Be,Cd,Co,Cr,Cu,Fe,Hg,Na,Ni,Pb,Sb,Se,Tl,V,Zn

Requested Turnaround Times

Note : Rush requests subject to acceptance by the facility

X Standard

___ Expedited

Due ___/___/___

Lab Workorder: AD01601

Preservation (See Codes) (Combine as necessary)

Item #	Sample ID (Field Identification)	Collection Date	Collection Time	Comp / Grab	Matrix (see codes)	Total # of Containers	I	IH	I	IS	N						Sample Comments
	MW-5BR	3/24/20	1114	Grab	GW	8	2	3	1	1	1						
	Equipment Blank	↑	1103	↑	↑	8	2	3	1	1	1						
	MW-23B		1145			8	2	3	1	1	1						
	MW-22B		1241			8	2	3	1	1	1						
	MW-22A		1321			8	2	3	1	1	1						
	MW-21A		~~1400~~ 1354			8	2	3	1	1	1						
	Duplicate		1400			8	2	3	1	1	1						
	MW-24B		1429			8	2	3	1	1	1						
	MW-24A	↓	1523		↓	8	2	3	1	1	1						
	~~MW~~ BW-1B	3/24/20	1609	↓	GW	8	2	3	1	1	1						
	Trip 2	—	—	Grab	S	2	-	2	-	-	-						lab supplied D.I. water
	MW-4B	3/24/20	0958	Grab	GW	8	2	3	1	1	1						Added Clerical Error 3/25/20 [illegible]

<-- Total # of Containers

Sample Kit Prepared By: ECG	Date/Time: 03/11/20 14:55	Relinquished By: [signature]	Date/Time: 03/11/20 14:55	Received By: [signature]	Date/Time: 3/25/20 1600
Comments/Special Reporting Requirements		Relinquished By: [signature]	Date/Time: 3/25/20 1140	Received By	Date/Time
		Relinquished By	Date/Time	Received By	Date/Time
		Cooler #'s & Temps on Receipt		Condition Upon Receipt: ___ Acceptable ___ Unacceptable	

Matrix : **GW**-Groundwater **SO**-Soil **DW**-Drinking Water **SE**-Sediment **SW**-Surface Water **WW**-Wastewater **A**-Air **O**-Other (detail in comments)

Preservation: **I**-Ice **H**-HCl **N**-HNO3 **S**-H2SO4 **NO**-NaOH **O**-Other (detail in comments)

Note : All samples submitted to ENCO Labs are in accordance with the terms and conditions listed on the reverse of this form, unless prior written agreements exist