ENTERPRISE CLASS III LANDFILL
AND RECYCLING FACILITY
FIRST SEMIANNUAL COMPLIANCE MONITORING REPORT 2021

DEP PERMIT NO. 177982-028-SO/T3, WACS No. 87895

Prepared by:

LOCKLEAR AND ASSOCIATES, INC.
4140 NW 37th Place, Suite A
Gainesville, Florida 32606

C. WALKER WRENN
LICENSE
No. 2792
STATE OF
FLORIDA
PROFESSIONAL GEOLOGIST

5/27/21

C. Walker Wrenn
P.G. No. 2792

Florida Department of Environmental Protection

Bob Martinez Center
2600 Blair Stone Road
Tallahassee, Florida 32399-2400

DEP Form #: 62-701.900(31), F.A.C
Form Title: Water Quality Monitoring Certification
Effective Date: January 6, 2010
Incorporated in Rule 62-701.510(9), F.A.C.

WATER QUALITY MONITORING CERTIFICATION

PART I GENERAL INFORMATION

(1) Facility Name Enterprise Class III Landfill and Recycling Facility

Address 41111 Enterprise Road

City Dade City, Florida Zip 33525 County Pasco

Telephone Number (813) 477-1719

(2) WACS Facility ID 87895

(3) DEP Permit Number 177982-028-SO/T3

(4) Authorized Representative's Name Walker Wrenn, P.G. Title Environmental Division

Address 4140 NW 37th Place, Suite A

City Gainesville, Florida Zip 32606 County Alachua

Telephone Number (352) 672-6867

Email address (if available) walker@locklearconsulting.com

CERTIFICATION

I certify under penalty of law that I have personally examined and am familiar with the information submitted in this document and all attachments and that, based on my inquiry of those individuals immediately responsible for obtaining the information, I believe that the information is true, accurate, and complete. I am aware that there are significant penalties for submission of false information including the possibility of fine and imprisonment.

5/27/21
(Date)

(Owner or Authorized Representative's Signature)

PART II QUALITY ASSURANCE REQUIREMENTS

Sampling Organization Ideal Tech Services

Analytical Lab NELAC / HRS Certification # E83079

Lab Name Environmental Conservation Laboratories, Inc.

Address 10775 Central Port Drive, Orlando, Florida 32824

Phone Number (407) 826-5314

Email address (if available)

Locklear & Associates

TEL (352) 672-6867
FAX (352) 692-5930
4140 NW 37th Place, Suite A,
Gainesville, FL 32606
www.locklearconsulting.com

May 27, 2021

Justin Chamberlain, P.G.
Florida Department of Environmental Protection – Southwest District
13051 N. Telecom Parkway
Temple Terrace, Florida 33637

RE: Compliance Monitoring Report – First Semiannual 2021
Enterprise Class III Landfill and Recycling Facility
Permit No. 177982-020-SC/T3
WACS No. 87895

Dear Mr. Chamberlain:

This report presents data from the first 2021 (21S1) semiannual sampling event at the Enterprise Class III Landfill and Recycling Facility performed on March 15, 16 and 17, 2021.

All groundwater wells which require semiannual sampling were sampled and analyzed for the parameters listed in Appendix 3.4.c of the permit with the exception of MW-4, MW-6, MW-8, MW-9 and MW-10 which were dry or contained insufficient water for sampling. The supply well was sampled for parameters listed in Appendix 3.4.c of the permit. Quality Assurance/Quality Control samples were also collected. All sampling was performed by Ideal Tech Services, Inc. Samples were submitted to Environmental Conservation Laboratories, Inc. (ENCO) in Orlando, Florida.

Surficial monitoring wells MW-4, MW-6, MW-8, MW-9 and MW-10 routinely do not contain sufficient water for sampling and are therefore paired with Floridan aquifer wells. Groundwater samples were collected from each of the Floridan aquifer wells.

Parameters reported at or outside groundwater standards are presented in Attachment 2. Parameters outside groundwater standards are consistent with historical results. Parameters above the Method Detection Levels (MDL) are presented in Attachment 3. An assessment of Mercury in MW-5BR is discussed in Attachment 6. Sampling field forms are present in Attachment 4. All parameters in the QAQC samples collected during this sampling event fell below the laboratory MDL. Automated Data Processing Tool (ADaPT), Electronic Data Deliverable (EDDs), and Laboratory Reports digitally delivered in accordance with the facility permit. We recommend continued semiannual monitoring as specified in the facility permit.

If you have any questions regarding this report, please contact me or John Locklear at (352) 672-6867.

Sincerely,

C. Walker Wrenn

Environmental Services Division Director

\\LOCKLEARSERVER\Shared Folders\Projects\P Drive Files\ANGELOS (FLORIDA)\Enterprise Class III\COMPLIANCE MONITORING\2021\21S1\Figures\21S1 Text.docx

Xc: John Arnold, P.E.

Attachment 1: Groundwater Elevation Data, and Groundwater Contour Map
Attachment 2: Analysis Results Compared to Groundwater Standards
Attachment 3: Groundwater Parameters At or Above the Laboratory Detection Limit
Attachment 4: Field Forms
Attachment 5: Laboratory Reports
Attachment 6: Innovative Technical Solutions – Assessment of MW-5BR

Attachment 1
Groundwater Elevation Data and Groundwater Contour Maps

GROUNDWATER ELEVATION DATA

Enterprise Class III Landfill and Recycling Facility
2021 - First Semiannual Compliance Monitoring Event

WELL NAME	TOP OF CASING	CONTOUR MAP	
		DEPTH TO WATER	GROUDWATER ELEVATION
	(NGVD,FT)	(FT)	(NGVD,FT)
MW-1A	173.77	DRY	NA
BW-1A	122.50	52.91	69.59
MW-1B	174.11	105.06	69.05
BW-1B	122.82	53.62	69.20
MW-4	97.09	21.84	75.25
MW-4B	97.12	28.10	69.02
MW-5AR	94.91	18.57	76.34
MW-5BR	94.32	25.92	68.40
MW-6	88.65	28.71	59.94
MW-6B	89.10	29.17	59.93
MW-7A	100.72	31.65	69.07
MW-7BR	103.27	34.04	69.23
MW-8	100.10	35.33	64.77
MW-8B	108.52	39.22	69.30
MW-9	108.00	29.51	78.49
MW-9B	109.75	40.31	69.44
MW-10	111.62	37.24	74.38
MW-10B	110.00	40.54	69.46
MW-11	104.45	34.92	69.53
MW-11B	106.11	36.93	69.18
MW-12A	121.43	51.96	69.47
MW-12B	121.84	52.35	69.49
MW-18B	152.58	83.59	68.99
MW-19A	146.88	58.79	88.09
MW-20B	126.86	57.85	69.01
MW-21A	93.94	23.72	70.22
MW-22A	97.11	27.31	69.80
MW-22B	96.71	27.69	69.02
MW-23B	96.27	27.26	69.01
MW-24A	94.87	25.64	69.23
MW-24B	95.04	26.02	69.02
P-6	94.16	33.84	60.32
P-8	133.94	66.20	67.74
P-10	132.60	63.49	69.11
P-11	150.76	60.26	90.50
SUPPLY WELL	NM	NM	NM

* = new Top of Casing elevations due to riser pipe being cut
NS = Not sampled
NM = Not measured
NA = Not Available

LEGEND

MW-4B	MONITORING WELL LOCATION
69.02	GROUNDWATER ELEVATION
GP-1	GAS PROBE LOCATION
	SUPPLY WELL LOCATION
P-11	PIEZOMETER WELL LOCATION
MW-12A	WATER LEVEL ONLY WELL LOCATION
	PROPERTY BOUNDARY
	LANDFILL LIMITS
	CELL BOUNDARY
69.1	GROUNDWATER CONTOUR LINE (0.1' INTERVALS)
	GROUNDWATER FLOW DIRECTION
*	NOT USED IN CONTOURING

N

SCALE IN FEET

200 100 0 200 400

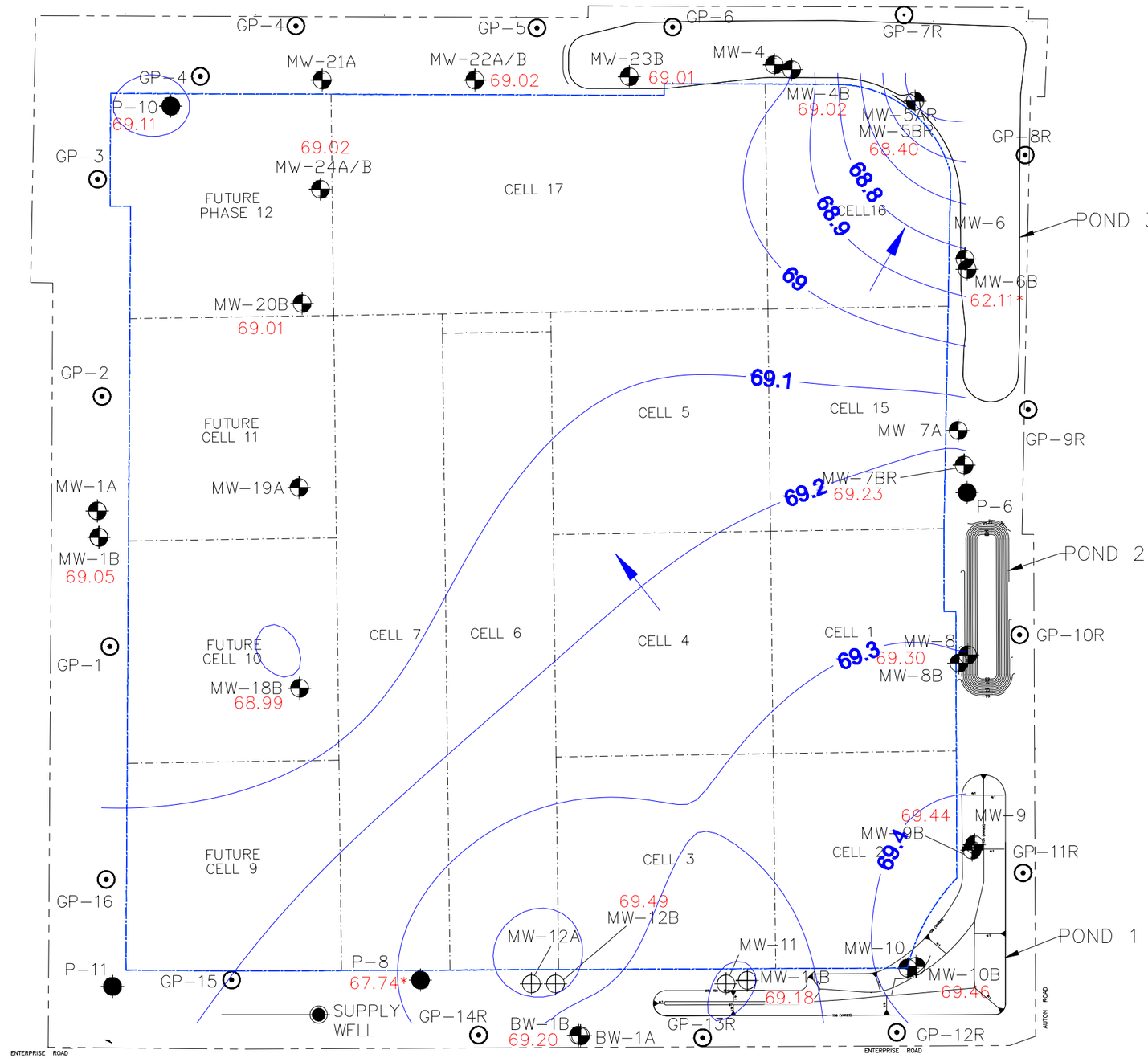

Locklear & Associates

PROJECT MANAGER	W. WRENN
DESIGNED	J. LOCKLEAR
CHECKED BY	W. WRENN
DRAWN BY	W. WRENN
PROJECT NUMBER	114-001

ENTERPRISE ROAD
RECYCLING AND DISPOSAL FACILITY
DADE CITY, FLORIDA

FLORIDAN AQUIFER
GROUNDWATER CONTOUR MAP

March 15, 2021

FILENAME

SCALE

SHEET

LEGEND

MW-4	MONITORING WELL LOCATION
75.25	GROUNDWATER ELEVATION
GP-1	GAS PROBE LOCATION
	SUPPLY WELL LOCATION
P-11	PIEZOMETER WELL LOCATION
— - - —	PROPERTY BOUNDARY
— — — —	LANDFILL LIMITS
	CELL BOUNDARY

Note: Elevations are not contoured as values represent laterally discontinuous water bearing sediments as well as perched water intervals. n some cases elevations may represent water contained within well sumps.

N

SCALE IN FEET

200 100 0 200 400

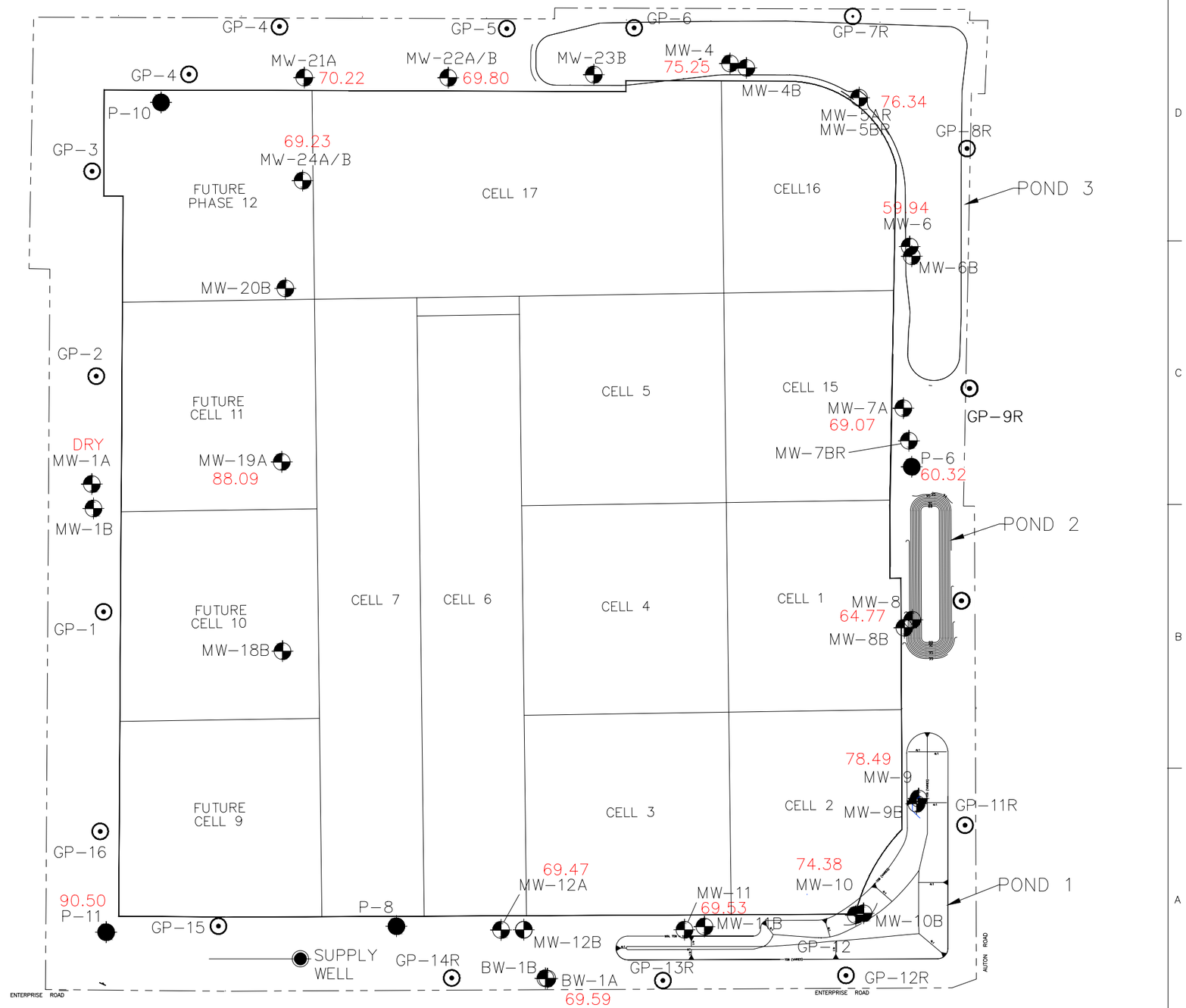

Locklear & Associates

PROJECT MANAGER	W. WRENN
DESIGNED	J. LOCKLEAR
CHECKED BY	J. LOCKLEAR
DRAWN BY	W. WRENN
PROJECT NUMBER	114-001

ENTERPRISE ROAD
RECYCLING AND DISPOSAL FACILITY
DADE CITY, FLORIDA

SHALLOW AQUIFER
GROUNDWATER ELEVATIONS

March 15, 2021

FILENAME

SCALE

SHEET

Attachment 2
Analysis Results Compared to Groundwater Standards

Enterprise Class III Landfill and Recycling Facility

Analysis Results Compared to Groundwater Standards

2021 - First Semiannual Compliance Monitoring Sampling Results

PARAMETER	COLLECTION	pH (FIELD)	IRON	MERCURY	NITRATE as N
STANDARD	DATE	6.5-8.5 s.u.**	300 µg/L**	2 µg/L*	10 mg/L*
UNITS	M/D/Y	S.U.	µg/L	µg/L	mg/L
Background					
BW-1B	3/17/2021	6.44	-	-	-
Detection					
MW-4B	3/16/2021	-	-	-	-
MW-5AR	3/16/2021	5.23	1710	-	-
MW-5BR	3/16/2021	-	-	2.24	-
MW-6B	3/16/2021	-	-	-	-
MW-7A	3/16/2021	5.36	8260	-	-
MW-7BR	3/16/2021	-	-	-	-
MW-8B	3/16/2021	-	5030	-	-
MW-9B	3/16/2021	-	-	-	-
MW-10B	3/16/2021	-	-	-	-
MW-18B	3/15/2021	-	1160	-	-
MW-19A	3/15/2021	4.88	-	-	13
MW-20B	3/15/2021	-	-	-	-
MW-21A DUP	3/15/2021	-	-	-	-
MW-21A	3/15/2021	NM	-		
MW-22A	3/15/2021	-	-	-	-
MW-22B	3/15/2021	-	-	-	-
MW-23B	3/15/2021	-	-	-	-
MW-24A	3/15/2021	5.01	-	-	-
MW-24B	3/15/2021	-	-	-	-
Other, Water Supply					
Supply well	3/17/2021	-	-	-	-
QAQC					
EQUBLK	3/15/2021	NM	-	-	-
TRIP 1	3/15/2021	NM	NM	NM	NM
TRIP 2	3/16/2021	NM	NM	NM	NM
TRIP 3	3/17/2021	NM	NM	NM	NM

LEGEND

* = primary drinking water standard
** = secondary drinking water standard
*** = Chapter 62-777-Groundwater Cleanup Target Level (GCTL)
A = Analysis Result is at Groundwater Standard
- = Analysis Result is not at or outside Groundwater Standard
V = Analyte found in associated method blank
NS = Not Sampled
NM = Not Measured
S = initially sampling results previously submitted to the Department on May 10, 2018

Note: Analysis results which were reported above the laboratory detection limit, but not at or above the Groundwater Standard are not displayed in this table.

Attachment 3
Groundwater Parameters At or Above the Laboratory Detection Limit

Enterprise Class III Landfill and Recycling Facility

Parameters At or Above Laboratory Detection Limit

2021 - First Semiannual Compliance Monitoring Sampling Results

PARAMETER		CONDUCTIVITY	DISSOLVED OXYGEN	pH (FIELD)	TEMPERATURE	TURBIDITY (FIELD)	AMMONIA as NITROGEN	ARSENIC
STANDARD	COLLECTION	И	И	6.5-8.5 s.u.**	И	И	И	10 µg/L*
UNITS	DATE	umhos/cm	mg/L	S.U.	deg C	NTU	mg/L	µg/L
Background								
BW-1B	3/17/2021	255	6.69	6.44	25.2	0.4	<0.0098	<5.00
Detection								
MW-4B	3/16/2021	273	3.69	7.23	24.7	0.1	<0.0098	<5.00
MW-5AR	3/16/2021	247	0.2	5.23	25.8	0.8	<0.0098	<5.00
MW-5BR	3/16/2021	453	0.57	6.77	24.9	0.1	<0.0098	<5.00
MW-6B	3/16/2021	372	0.86	7.33	25.2	0.5	<0.0098	<5.00
MW-7A	3/16/2021	286	0.21	5.36	26.5	15.3	<0.0098	9.56 I
MW-7BR	3/16/2021	320	0.82	7.22	25.5	10.5	<0.0098	<5.00
MW-8B	3/16/2021	665	0.06	6.77	27.5	0.6	1.8	<5.00
MW-9B	3/16/2021	497	0.76	7.04	27.2	2.1	<0.0098	<5.00
MW-10B	3/16/2021	436	0.05	7.02	26.8	0.1	<0.0098	<5.00
MW-18B	3/15/2021	762	0.19	6.99	28.7	3.8	0.52	<5.00
MW-19A	3/15/2021	444	3.5	4.88	24.9	9.2	<0.0098	<5.00
MW-20B	3/15/2021	406	4.6	7.04	26	12.8	<0.0098	<5.00
MW-21A	3/15/2021	65	5.29	6.46	24.2	2.5	<0.0098	<5.00
MW-21A DUP	3/15/2021	-	-	-	-	-	<0.0098	<5.00
MW-22A	3/15/2021	222	3.34	6.76	26.2	6	<0.0098	<5.00
MW-22B	3/15/2021	253	3.28	7.47	24.9	10.6	<0.0098	<5.00
MW-23B	3/15/2021	657	3.53	6.68	25.3	0.6	<0.0098	<5.00
MW-24A	3/15/2021	62	6.21	5.01	25.3	14	<0.0098	<5.00
MW-24B	3/15/2021	211	4.87	7.58	24.9	8.4	<0.0098	<5.00
Other, Water Supply								
Supply well	3/17/2021	453	1.33	6.81	24.6	2	0.93	<5.00

LEGEND

* = primary drinking water standard
** = secondary drinking water standard
*** = Chapter 62-777-Groundwater Cleanup Target Level (GCTL)
И = No Standard
- = Not analyzed
I = Value is between the Method Detection Level (MDL) and the Reporting Detection Level (RDL
J = Estimated value
V = Analyte found in associated method blank
Q = Estimated value; analyte analyzed after acceptable holding time
U = Indicates that the compound was analyzed for but not detected

Enterprise Class III Landfill and Recycling Facility

Parameters At or Above Laboratory Detection Limit

2021 - First Semiannual Compliance Monitoring Sampling Results

PARAMETER	BARIUM	BENZENE	CADMIUM	CHLORIDE	CHLOROFORM	CHROMIUM	COBALT	COPPER
STANDARD	2000 µg/L*	1 µg/L*	5 µg/L*	250 mg/L**	70 µg/L***	100 µg/L*	140µg/L***	1000 µg/L**
UNITS	µg/L	µg/L	µg/L	mg/L	µg/L	µg/L	µg/L	µg/L
Background								
BW-1B	<50.0	<0.71	<0.500	14	<0.80	<5.00	<5.00	<2.50
Detection								
MW-4B	<50.0	<0.71	<0.500	4.4 I	<0.80	<5.00	<5.00	<2.50
MW-5AR	<50.0	<0.71	<0.500	33	<0.80	<5.00	<5.00	<2.50
MW-5BR	<50.0	<0.71	<0.500	15	<0.80	<5.00	<5.00	<2.50
MW-6B	<50.0	<0.71	<0.500	6.9	<0.80	<5.00	<5.00	<2.50
MW-7A	<50.0	0.74 I	0.549 I	10	<0.80	<5.00	5.76 I	<2.50
MW-7BR	<50.0	<0.71	<0.500	5.7	<0.80	<5.00	<5.00	<2.50
MW-8B	52.1 I	<0.71	<0.500	18	<0.80	<5.00	<5.00	<2.50
MW-9B	<50.0	<0.71	<0.500	7.4	<0.80	<5.00	<5.00	<2.50
MW-10B	<50.0	<0.71	<0.500	8.1	<0.80	<5.00	<5.00	<2.50
MW-18B	<50.0	<0.71	<0.500	14	<0.80	<5.00	<5.00	<2.50
MW-19A	<50.0	<0.71	0.888 I	85	<0.80	<5.00	6.16 I	<2.50
MW-20B	<50.0	<0.71	<0.500	16	<0.80	9.28 I	<5.00	<2.50
MW-21A	<50.0	<0.71	<0.500	4.0 I	<0.80	<5.00	<5.00	<2.50
MW-21A DUP	<50.0	<0.71	<0.500	4.0 I	<0.80	<5.00	<5.00	<2.50
MW-22A	<50.0	<0.71	<0.500	3.2 I	<0.80	<5.00	<5.00	<2.50
MW-22B	<50.0	<0.71	<0.500	5.5	<0.80	<5.00	<5.00	<2.50
MW-23B	<50.0	<0.71	<0.500	12	<0.80	<5.00	<5.00	<2.50
MW-24A	<50.0	<0.71	<0.500	6.5	<0.80	<5.00	<5.00	<2.50
MW-24B	<50.0	<0.71	<0.500	9.5	1.6	<5.00	<5.00	<2.50
Other, Water Supply								
Supply well	<50.0	<0.71	<0.500	14	<0.80	<5.00	<5.00	2.83 I

LEGEND

* = primary drinking water standard
** = secondary drinking water standard
*** = Chapter 62-777-Groundwater Cleanup Target Level (GCTL)
И = No Standard
- = Not analyzed
I = Value is between the Method Detection Level (MDL) and the Reporting Detection Level (RDL
J = Estimated value
V = Analyte found in associated method blank
Q = Estimated value; analyte analyzed after acceptable holding time
U = Indicates that the compound was analyzed for but not detected

Enterprise Class III Landfill and Recycling Facility

Parameters At or Above Laboratory Detection Limit

2021 - First Semiannual Compliance Monitoring Sampling Results

PARAMETER	IRON	MERCURY	NICKEL	NITRATE as N	SODIUM	TDS	VANADIUM
STANDARD	300 µg/L**	2 µg/L*	100 µg/L*	10 mg/L*	160 mg/L*	500 mg/L**	49 µg/L***
UNITS	µg/L	µg/L	µg/L	mg/L	mg/L	mg/L	µg/L
Background							
BW-1B	<25.0	<0.0230	<5.00	5.2	8.22	140	<5.00
Detection							
MW-4B	<25.0	<0.0230	<5.00	0.45 I	4.25	100	<5.00
MW-5AR	1710	<0.0230	<5.00	<0.052	12.8	100	<5.00
MW-5BR	<25.0	2.24	<5.00	0.49 I	5.42	220	<5.00
MW-6B	<25.0	<0.0230	<5.00	0.76 I	4.45	170	<5.00
MW-7A	8260	0.0325 I	<5.00	<0.052	9.59	110	<5.00
MW-7BR	34.7 I	<0.0230	<5.00	0.73 I	3.84	140	5.81 I
MW-8B	5030	<0.0230	<5.00	<0.052	15.3	320	<5.00
MW-9B	90.8	<0.0230	<5.00	3.0	5.74	250	<5.00
MW-10B	36.6 I	0.214	<5.00	2.0	6.94	220	<5.00
MW-18B	1160	<0.0230	14.1	<0.052	9.50	390	<5.00
MW-19A	189	0.0539 I	<5.00	13	14.5	200	<5.00
MW-20B	197	<0.0230	8.08 I	2.4	8.53	220	<5.00
MW-21A	68.5	<0.0230	<5.00	1.5	4.57	12	<5.00
MW-21A DUP	61.6	<0.0230	<5.00	1.5	4.66	<10	<5.00
MW-22A	94.3	<0.0230	<5.00	1.2	4.65	72	<5.00
MW-22B	57.5	<0.0230	<5.00	0.95 I	4.24	100	<5.00
MW-23B	<25.0	<0.0230	<5.00	0.28 I	8.22	320	<5.00
MW-24A	176	<0.0230	<5.00	2.3	4.74	12	<5.00
MW-24B	<25.0	<0.0230	<5.00	2.5	7.50	94	<5.00
Other, Water Supply							
Supply well	112	<0.0230	<5.00	0.36 I	9.23	230	<5.00

LEGEND

* = primary drinking water standard
** = secondary drinking water standard
*** = Chapter 62-777-Groundwater Cleanup Target Level (GCTL)
И = No Standard
- = Not analyzed
I = Value is between the Method Detection Level (MDL) and the Reporting Detection Level (RDL
J = Estimated value
V = Analyte found in associated method blank
Q = Estimated value; analyte analyzed after acceptable holding time
U = Indicates that the compound was analyzed for but not detected

Attachment 4
Field Forms

IDEAL TECH SERVICES, INC. GROUNDWATER SAMPLE LOG

Site Name: Angelo's Aggregate Materials, LTD Enterprise Class III Landfill	Site Location: Pasco County, Florida	
Well No: **BW-1A**	WACS Well Number: 28983	Date: 3/17/20

Purging Data

Well Diameter (inches):	Tubing Diameter (inches):	Well Screen Interval (ft):	Static Depth to Water (ft):	Purge Pump Type:
2	0.375	57.5 to 77.5	52.94	SS ESP

Well Volume Purge: 1 Well Volume = (Total Well Depth - Static Depth To Water) * Well Capacity (gal/ft)

= (77.50 Feet - 52.94 Feet) * 0.16 Gallons/Ft= 3.93 Gallons

Equipment Volume Purge: 1 Equipment Vol. = Pump Volume + (Tubing Capacity * Tubing Length) + Flow Cell Volume (FCV)

Gallons + (0.006 Gallons/Ft * Feet) + FCV = Gallons

Initial Pump or Tubing Depth In Well (ft):	Final Pump or Tubing Depth In Well (ft):	Purging Initiated At:	Purging Ended At:	Total Volume Purged (gal):
60.00	60.00	1034	1140	3.96

Time	Volume Purged (gallons)	Total Volume Purged (gallons)	Purge Rate (gpm)	Depth to Water (feet)	pH (standard units)	Temp (°C)	COND (µS/cm)	Dissolved Oxygen (mg/L)	Turbidity (NTUs)	COLOR (describe)	ODOR (describe)
1140	3.96	3.96	.06	59.29					137.50	cloudy grey	none

SAMPLING DATA

Sampled By: Ideal Tech Services, Inc. Chris Monaco or Karen LeBeau	Signature:	Sampling Initiated At: NA	Sampling Ended At: NA
Pump or Tubing Depth in Well (ft): 60.00	Tubing Material Code: PE	Field Filtered: ☐ YES ☑ NO Filtration Equipment Type: polyethersulphone	Filter Size: (µm)
Field Decontamination Pump: ☑ YES ☐ NO	Tubing Replaced: ☑ YES ☐ NO	Duplicate: ☐ YES ☑ NO	

Sample Container Specifications				Sample Preservation (including wet ice)			Intended Analysis and/or Method	Sampling Equipment Code	Sample Flow Rate (milliliters per minute)
Sample ID Code	# Containers	Material Code	Volume	Preservative	Total Volume Added In Field	Final pH			
BW-1A		CG	40 mL	HCl	None	Not Required	8260 (App. 1 FL)	SS ESP	0
BW-1A		CG	40 mL	6°C	None	Not Required	8011	SS ESP	0
BW-1A		PE	250 mL	6°C	None	Not Required	Chloride, Nitrate, TDS	SS ESP	227
BW-1A		PE	250 mL	H_2SO_4	None		Ammonia	SS ESP	227
BW-1A		PE	250 mL	HNO_3	None		Metals	SS ESP	227

Remarks: NO SAMPLE OBTAINED DUE TO ELEVATED TURBIDITY AND EXCESSIVE DRAW AT LOWEST ACHIEVABLE FLOW RATE
ORP=

MATERIAL CODES: AG = Amber Glass; **CG** = Clear Glass; **HDPE** = High Density Polyethylene; **LDPE** = Low Density Polyethylene; **PP** = Polypropylene; **S** = Silicone; **T** = Teflon; **O** = Other (Specify)

SAMPLING EQUIPMENT CODES: APP = After (Through) Peristaltic Pump; **B** = Bailer; **BP** = Bladder Pump; **ESP** = Electric Submersible Pump;
SS ESP = Stainless Steel Electric Submersible Pump; **RFPP** = Reverse Flow Peristaltic Pump; **SM** = Straw Method (Tubing Gravity Drain); **O** = Other (Specify)

WELL CAPACITY (Gallons Per Foot): 0.75" = 0.02; 1" = 0.04; 1.25" = 0.06; 2" = 0.16; 3" = 0.37; 4" = 0.65; 5" = 1.02; 6" = 1.47; 12" = 5.88

TUBING INSIDE DIA. CAPACITY (Gal./Ft.): 1/8" = 0.0006; 3/16" = 0.0014; 1/4" = 0.0026; 5/16" = 0.004; 3/8" = 0.006; 1/2" = 0.010; 5/8" = 0.016

NOTES: 1. The above do not constitute all of the information required by Chapter 62-160, F.A.C.
2. STABILIZATION CRITERIA FOR RANGE OF VARIATION OF LAST THREE CONSECUTIVE READINGS (SEE FS 2212, SECTION 3)
pH: ± 0.2 units **Temperature:** ± 0.2 °C **Specific Conductance**: ± 5% **Dissolved Oxygen:** all readings ≤ 20% saturation (see Table FS 2200-2); optionally, ± 0.2 mg/L or ± 10% (whichever is greater) **Turbidity:** all readings ≤ 20 NTU; optionally ± 5 NTU or ± 10% (whichever is greater)

ITS Revision 1.0 Date: 11/06/19

IDEAL TECH SERVICES, INC. GROUNDWATER SAMPLE LOG

Site Name: Angelo's Aggregate Materials, LTD Enterprise Class III Landfill	Site Location: Pasco County, Florida	
Well No: **BW-1B**	WACS Well Number: 28984	Date: 3/17/21

Purging Data

Well Diameter (inches):	Tubing Diameter (inches):	Well Screen Interval (ft):	Static Depth to Water (ft):	Purge Pump Type:
2	0.375	88.5 to 108.5	53.66	SS ESP

Well Volume Purge: 1 Well Volume = (Total Well Depth - Static Depth To Water) * Well Capacity (gal/ft)

= (108.50 Feet - 53.66 Feet) * 0.16 Gallons/Ft= 8.77 Gallons

Equipment Volume Purge: 1 Equipment Vol. = Pump Volume + (Tubing Capacity * Tubing Length) + Flow Cell Volume (FCV)

Gallons + (0.006 Gallons/Ft * Feet) + FCV = Gallons

Initial Pump or Tubing Depth In Well (ft):	Final Pump or Tubing Depth In Well (ft):	Purging Initiated At:	Purging Ended At:	Total Volume Purged (gal):
55.50	55.50	1148	1216	14.00

Time	Volume Purged (gallons)	Total Volume Purged (gallons)	Purge Rate (gpm)	Depth to Water (feet)	pH (standard units)	Temp (°C)	COND (µS/cm)	Dissolved Oxygen (mg/L)	Turbidity (NTUs)	COLOR (describe)	ODOR (describe)
1206	9.00	9.00	.50	54.71	6.26	25.2	244	6.89	.50	none	none
1211	2.50	11.50	.50	54.71	6.34	25.2	250	6.72	.50	none	none
1216	2.50	14.00	.50	54.71	6.44	25.2	255	6.69	.40	none	none

SAMPLING DATA

Sampled By: Ideal Tech Services, Inc. Chris Monaco or Karen LeBeau	Signature:	Sampling Initiated At: 1216	Sampling Ended At: 1220
Pump or Tubing Depth in Well (ft): 55.50	Tubing Material Code: PE	Field Filtered: ☐ YES ☑ NO Filtration Equipment Type: polyethersulphone	Filter Size: (µm)
Field Decontamination Pump: ☑ YES ☐ NO	Tubing Replaced: ☑ YES ☐ NO	Duplicate: ☐ YES ☑ NO	

Sample Container Specifications				Sample Preservation (including wet ice)			Intended Analysis and/or Method	Sampling Equipment Code	Sample Flow Rate (milliliters per minute)
Sample ID Code	# Containers	Material Code	Volume	Preservative	Total Volume Added In Field	Final pH			
BW-1B	3	CG	40 mL	HCl	None	Not Required	8260 (App. 1 FL)	SS ESP	100
BW-1B	2	CG	40 mL	6°C	None	Not Required	8011	SS ESP	100
BW-1B	1	PE	250 mL	6°C	None	Not Required	Chloride, Nitrate, TDS	SS ESP	1136
BW-1B	1	PE	250 mL	H_2SO_4	None	<2	Ammonia	SS ESP	1136
BW-1B	1	PE	250 mL	HNO_3	None	<2	Metals	SS ESP	1136

Remarks:

ORP= 319.7

MATERIAL CODES: AG = Amber Glass; **CG** = Clear Glass; **HDPE** = High Density Polyethylene; **LDPE** = Low Density Polyethylene; **PP** = Polypropylene; **S** = Silicone; **T** = Teflon; **O** = Other (Specify)

SAMPLING EQUIPMENT CODES: APP = After (Through) Peristaltic Pump; **B** = Bailer; **BP** = Bladder Pump; **ESP** = Electric Submersible Pump; **SS ESP** = Stainless Steel Electric Submersible Pump; **RFPP** = Reverse Flow Peristaltic Pump; **SM** = Straw Method (Tubing Gravity Drain); **O** = Other (Specify)

WELL CAPACITY (Gallons Per Foot): 0.75" = 0.02; 1" = 0.04; 1.25" = 0.06; 2" = 0.16; 3" = 0.37; 4" = 0.65; 5" = 1.02; 6" = 1.47; 12" = 5.88

TUBING INSIDE DIA. CAPACITY (Gal./Ft.): 1/8" = 0.0006; 3/16" = 0.0014; 1/4" = 0.0026; 5/16" = 0.004; 3/8" = 0.006; 1/2" = 0.010; 5/8" = 0.016

NOTES: 1. The above do not constitute all of the information required by Chapter 62-160, F.A.C.

2. STABILIZATION CRITERIA FOR RANGE OF VARIATION OF LAST THREE CONSECUTIVE READINGS (SEE FS 2212, SECTION 3)

pH: ± 0.2 units **Temperature:** ± 0.2 °C **Specific Conductance**: ± 5% **Dissolved Oxygen:** all readings ≤ 20% saturation (see Table FS 2200-2); optionally, ± 0.2 mg/L or ± 10% (whichever is greater) **Turbidity:** all readings ≤ 20 NTU; optionally ± 5 NTU or ± 10% (whichever is greater)

ITS Revision 1.0 Date: 11/06/19

IDEAL TECH SERVICES, INC. GROUNDWATER SAMPLE LOG

Site Name: Angelo's Aggregate Materials, LTD Enterprise Class III Landfill	Site Location: Pasco County, Florida	
Well No: **MW-4**	WACS Well Number: 19572	Date: 3/16/21

Purging Data

Well Diameter (inches): 2	Tubing Diameter (inches): 0.17	Well Screen Interval (ft): 3.5 to 23.5	Static Depth to Water (ft): 21.84	Purge Pump Type: PP

Well Volume Purge: 1 Well Volume = (Total Well Depth - Static Depth To Water) * Well Capacity (gal/ft)

= (23.42 Feet - 21.84 Feet) * 0.16 Gallons/Ft= Gallons

Equipment Volume Purge: 1 Equipment Vol. = Pump Volume + (Tubing Capacity * Tubing Length) + Flow Cell Volume (FCV)

Gallons + (0.0012 Gallons/Ft * 25 Feet) + 0.032 FCV = 0.062 Gallons

Initial Pump or Tubing Depth In Well (ft): 23.00	Final Pump or Tubing Depth In Well (ft): 23.00	Purging Initiated At:	Purging Ended At:	Total Volume Purged (gal):

Time	Volume Purged (gallons)	Total Volume Purged (gallons)	Purge Rate (gpm)	Depth to Water (feet)	pH (standard units)	Temp (°C)	COND (µS/cm)	Dissolved Oxygen (mg/L)	Turbidity (NTUs)	COLOR (describe)	ODOR (describe)

Dry Well

SAMPLING DATA

Sampled By: Ideal Tech Services, Inc. Chris Monaco or Karen LeBeau	Signature:	Sampling Initiated At:	Sampling Ended At:
Pump or Tubing Depth in Well (ft):	Tubing Material Code: PE	Field Filtered: ☐ YES ☑ NO Filtration Equipment Type: polyethersulphone	Filter Size: (µm)
Field Decontamination Pump: ☐ YES ☑ NO	Tubing Replaced: ☑ YES ☐ NO	Duplicate: ☐ YES ☑ NO	

Sample Container Specifications				Sample Preservation (including wet ice)			Intended Analysis and/or Method	Sampling Equipment Code	Sample Flow Rate (milliliters per minute)
Sample ID Code	# Containers	Material Code	Volume	Preservative	Total Volume Added In Field	Final pH			
MW-4		CG	40 mL	HCl	None	Not Required	8260 (App. 1 FL)	APP	0
MW-4		CG	40 mL	6°C	None	Not Required	8011	APP	0
MW-4		PE	250 mL	6°C	None	Not Required	Chloride, Nitrate, TDS	APP	0
MW-4		PE	250 mL	H_2SO_4	None		Ammonia	APP	0
MW-4		PE	250 mL	HNO_3	None		Metals	APP	0

Remarks: HISTORICAL RECORDS SHOW THAT A SAMPLE CAN NOT BE OBTAINED WHEN WATER LEVEL IS AT THIS DEPTH

ORP=

MATERIAL CODES: AG = Amber Glass; **CG** = Clear Glass; **HDPE** = High Density Polyethylene; **LDPE** = Low Density Polyethylene; **PP** = Polypropylene; **S** = Silicone; **T** = Teflon; **O** = Other (Specify)

SAMPLING EQUIPMENT CODES: APP = After (Through) Peristaltic Pump; **B** = Bailer; **BP** = Bladder Pump; **ESP** = Electric Submersible Pump; **SS ESP** = Stainless Steel Electric Submersible Pump; **RFPP** = Reverse Flow Peristaltic Pump; **SM** = Straw Method (Tubing Gravity Drain); **O** = Other (Specify)

WELL CAPACITY (Gallons Per Foot): 0.75" = 0.02; 1" = 0.04; 1.25" = 0.06; 2" = 0.16; 3" = 0.37; 4" = 0.65; 5" = 1.02; 6" = 1.47; 12" = 5.88

TUBING INSIDE DIA. CAPACITY (Gal./Ft.): 1/8" = 0.0006; 3/16" = 0.0014; 1/4" = 0.0026; 5/16" = 0.004; 3/8" = 0.006; 1/2" = 0.010; 5/8" = 0.016

NOTES: 1. The above do not constitute all of the information required by Chapter 62-160, F.A.C.

2. STABILIZATION CRITERIA FOR RANGE OF VARIATION OF LAST THREE CONSECUTIVE READINGS (SEE FS 2212, SECTION 3)

pH: ± 0.2 units **Temperature:** ± 0.2 °C **Specific Conductance**: ± 5% **Dissolved Oxygen:** all readings ≤ 20% saturation (see Table FS 2200-2); optionally, ± 0.2 mg/L or ± 10% (whichever is greater) **Turbidity:** all readings ≤ 20 NTU; optionally ± 5 NTU or ± 10% (whichever is greater)

ITS Revision 1.0 Date: 11/06/19

IDEAL TECH SERVICES, INC. GROUNDWATER SAMPLE LOG

Site Name: Angelo's Aggregate Materials, LTD Enterprise Class III Landfill | Site Location: Pasco County, Florida

Well No: **MW-4B** | WACS Well Number: 21965 | Date: 3/16/21

Purging Data

Well Diameter (inches):	Tubing Diameter (inches):	Well Screen Interval (ft):			Static Depth to Water (ft):	Purge Pump Type:
2	0.375	43.5	to	58.5	28.10	SS ESP

Well Volume Purge: 1 Well Volume = (Total Well Depth - Static Depth To Water) * Well Capacity (gal/ft)

= (54.95 Feet - 28.10 Feet) * 0.16 Gallons/Ft= 4.30 Gallons

Equipment Volume Purge: 1 Equipment Vol. = Pump Volume + (Tubing Capacity * Tubing Length) + Flow Cell Volume (FCV)

Gallons + (0.006 Gallons/Ft * Feet) + 0.032 FCV = Gallons

Initial Pump or Tubing Depth In Well (ft):	Final Pump or Tubing Depth In Well (ft):	Purging Initiated At:	Purging Ended At:	Total Volume Purged (gal):
29.0	29.0	1352	1405	6.50

Time	Volume Purged (gallons)	Total Volume Purged (gallons)	Purge Rate (gpm)	Depth to Water (feet)	pH (standard units)	Temp (°C)	COND (µS/cm)	Dissolved Oxygen (mg/L)	Turbidity (NTUs)	COLOR (describe)	ODOR (describe)
1401	4.50	4.50	.50	28.13	7.11	24.8	274	3.84	.10	NONE	NONE
1403	1.00	5.50	.50	28.13	7.16	24.8	274	3.83	.10	NONE	NONE
1405	1.00	6.50	.50	28.13	7.23	24.7	273	3.69	.10	NONE	NONE

SAMPLING DATA

Sampled By: Ideal Tech Services, Inc. Chris Monaco or Karen LeBeau | Signature: | Sampling Initiated At: 1405 | Sampling Ended At: 1408

Pump or Tubing Depth in Well (ft): 29.0 | Tubing Material Code: PE | Field Filtered: ☐ YES ☑ NO | Filtration Equipment Type: polyethersulphone | Filter Size: (µm)

Field Decontamination Pump: ☐ YES ☑ NO | Tubing Replaced: ☑ YES ☐ NO | Duplicate: ☐ YES ☑ NO

Sample Container Specifications				Sample Preservation (including wet ice)			Intended Analysis and/or Method	Sampling Equipment Code	Sample Flow Rate (milliliters per minute)
Sample ID Code	# Containers	Material Code	Volume	Preservative	Total Volume Added In Field	Final pH			
MW-4B	3	CG	40 mL	HCl	None	Not Required	8260 (App. 1 FL)	SS ESP	100
MW-4B	2	CG	40 mL	6°C	None	Not Required	8011	SS ESP	100
MW-4B	1	PE	250 mL	6°C	None	Not Required	Chloride, Nitrate, TDS	SS ESP	1136
MW-4B	1	PE	250 mL	H_2SO_4	None	<2	Ammonia	SS ESP	1136
MW-4B	1	PE	250 mL	HNO_3	None	<2	Metals	SS ESP	1136

Remarks:

ORP= 280

MATERIAL CODES: AG = Amber Glass; **CG** = Clear Glass; **HDPE** = High Density Polyethylene; **LDPE** = Low Density Polyethylene; **PP** = Polypropylene; **S** = Silicone; **T** = Teflon; **O** = Other (Specify)

SAMPLING EQUIPMENT CODES: APP = After (Through) Peristaltic Pump; **B** = Bailer; **BP** = Bladder Pump; **ESP** = Electric Submersible Pump; **SS ESP** = Stainless Steel Electric Submersible Pump; **RFPP** = Reverse Flow Peristaltic Pump; **SM** = Straw Method (Tubing Gravity Drain); **O** = Other (Specify)

WELL CAPACITY (Gallons Per Foot): 0.75" = 0.02; 1" = 0.04; 1.25" = 0.06; 2" = 0.16; 3" = 0.37; 4" = 0.65; 5" = 1.02; 6" = 1.47; 12" = 5.88

TUBING INSIDE DIA. CAPACITY (Gal./Ft.): 1/8" = 0.0006; 3/16" = 0.0014; 1/4" = 0.0026; 5/16" = 0.004; 3/8" = 0.006; 1/2" = 0.010; 5/8" = 0.016

NOTES: 1. The above do not constitute all of the information required by Chapter 62-160, F.A.C.

2. STABILIZATION CRITERIA FOR RANGE OF VARIATION OF LAST THREE CONSECUTIVE READINGS (SEE FS 2212, SECTION 3)

pH: ± 0.2 units **Temperature:** ± 0.2 °C **Specific Conductance**: ± 5% **Dissolved Oxygen:** all readings ≤ 20% saturation (see Table FS 2200-2); optionally, ± 0.2 mg/L or ± 10% (whichever is greater) **Turbidity:** all readings ≤ 20 NTU; optionally ± 5 NTU or ± 10% (whichever is greater)

ITS Revision 1.0 Date: 11/06/19

IDEAL TECH SERVICES, INC. GROUNDWATER SAMPLE LOG

Site Name: Angelo's Aggregate Materials, LTD Enterprise Class III Landfill	Site Location: Pasco County, Florida	
Well No: **MW-5AR**	WACS Well Number: 30178	Date: 3/16/21

Purging Data

Well Diameter (inches):	Tubing Diameter (inches):	Well Screen Interval (ft):	Static Depth to Water (ft):	Purge Pump Type:
2	0.17	15 to 25	18.56	PP

Well Volume Purge: 1 Well Volume = (Total Well Depth - Static Depth To Water) * Well Capacity (gal/ft)

= (25.18 Feet - 18.56 Feet) * 0.16 Gallons/Ft= Gallons

Equipment Volume Purge: 1 Equipment Vol. = Pump Volume + (Tubing Capacity * Tubing Length) + Flow Cell Volume (FCV)

Gallons + (0.006 Gallons/Ft * 29 Feet) + 0.032 FCV = 0.206 Gallons

Initial Pump or Tubing Depth In Well (ft):	Final Pump or Tubing Depth In Well (ft):	Purging Initiated At:	Purging Ended At:	Total Volume Purged (gal):
24.0	24.0	1320	1330	.50

Time	Volume Purged (gallons)	Total Volume Purged (gallons)	Purge Rate (gpm)	Depth to Water (feet)	pH (standard units)	Temp (°C)	COND (µS/cm)	Dissolved Oxygen (mg/L)	Turbidity (NTUs)	COLOR (describe)	ODOR (describe)
1330	0.50	0.50	.05	20.02	5.23	25.8	247	.20	.80	NONE	NONE

SAMPLING DATA

Sampled By: Ideal Tech Services, Inc. Chris Monaco or Karen LeBeau	Signature:	Sampling Initiated At: 1330	Sampling Ended At: 1338
Pump or Tubing Depth in Well (ft): 24.0	Tubing Material Code: PE	Field Filtered: ☐ YES ☑ NO Filtration Equipment Type: polyethersulphone	Filter Size: (µm)
Field Decontamination Pump: ☐ YES ☑ NO	Tubing Replaced: ☑ YES ☐ NO	Duplicate: ☐ YES ☑ NO	

Sample Container Specifications				Sample Preservation (including wet ice)			Intended Analysis and/or Method	Sampling Equipment Code	Sample Flow Rate (milliliters per minute)
Sample ID Code	# Containers	Material Code	Volume	Preservative	Total Volume Added In Field	Final pH			
MW-5AR	3	CG	40 mL	HCl	None	Not Required	8260 (App. 1 FL)	PP	100
MW-5AR	2	CG	40 mL	6°C	None	Not Required	8011	PP	100
MW-5AR	1	PE	250 mL	6°C	None	Not Required	Chloride, Nitrate, TDS	PP	189
MW-5AR	1	PE	250 mL	H_2SO_4	None	<2	Ammonia	PP	189
MW-5AR	1	PE	250 mL	HNO_3	None	<2	Metals	PP	189

Remarks: PURGE DRY METHOD USED. DTW AT SAMPLE END = 20.90

ORP= 216.4

MATERIAL CODES: AG = Amber Glass; **CG** = Clear Glass; **HDPE** = High Density Polyethylene; **LDPE** = Low Density Polyethylene; **PP** = Polypropylene; **S** = Silicone; **T** = Teflon; **O** = Other (Specify)

SAMPLING EQUIPMENT CODES: APP = After (Through) Peristaltic Pump; **B** = Bailer; **BP** = Bladder Pump; **ESP** = Electric Submersible Pump; **SS ESP** = Stainless Steel Electric Submersible Pump; **RFPP** = Reverse Flow Peristaltic Pump; **SM** = Straw Method (Tubing Gravity Drain); **O** = Other (Specify)

WELL CAPACITY (Gallons Per Foot): 0.75" = 0.02; 1" = 0.04; 1.25" = 0.06; 2" = 0.16; 3" = 0.37; 4" = 0.65; 5" = 1.02; 6" = 1.47; 12" = 5.88

TUBING INSIDE DIA. CAPACITY (Gal./Ft.): 1/8" = 0.0006; 3/16" = 0.0014; 1/4" = 0.0026; 5/16" = 0.004; 3/8" = 0.006; 1/2" = 0.010; 5/8" = 0.016

NOTES: 1. The above do not constitute all of the information required by Chapter 62-160, F.A.C.

2. STABILIZATION CRITERIA FOR RANGE OF VARIATION OF LAST THREE CONSECUTIVE READINGS (SEE FS 2212, SECTION 3)

pH: ± 0.2 units **Temperature:** ± 0.2 °C **Specific Conductance**: ± 5% **Dissolved Oxygen:** all readings ≤ 20% saturation (see Table FS 2200-2); optionally, ± 0.2 mg/L or ± 10% (whichever is greater) **Turbidity:** all readings ≤ 20 NTU; optionally ± 5 NTU or ± 10% (whichever is greater)

ITS Revision 1.0 Date: 11/06/19

IDEAL TECH SERVICES, INC. GROUNDWATER SAMPLE LOG

Site Name: Angelo's Aggregate Materials, LTD Enterprise Class III Landfill	Site Location: Pasco County, Florida	
Well No: **MW-5BR**	WACS Well Number: 30179	Date: 3/16/21

Purging Data

Well Diameter (inches):	Tubing Diameter (inches):	Well Screen Interval (ft):	Static Depth to Water (ft):	Purge Pump Type:
2	0.375	23 to 63	25.92	SS ESP

Well Volume Purge: 1 Well Volume = (Total Well Depth - Static Depth To Water) * Well Capacity (gal/ft)

= (63.63 Feet - 25.92 Feet) * 0.16 Gallons/Ft= 6.03 Gallons

Equipment Volume Purge: 1 Equipment Vol. = Pump Volume + (Tubing Capacity * Tubing Length) + Flow Cell Volume (FCV)

Gallons + (0.006 Gallons/Ft * Feet) + 0.032 FCV = Gallons

Initial Pump or Tubing Depth In Well (ft):	Final Pump or Tubing Depth In Well (ft):	Purging Initiated At:	Purging Ended At:	Total Volume Purged (gal):
27.00	27.00	1256	1310	8.40

Time	Volume Purged (gallons)	Total Volume Purged (gallons)	Purge Rate (gpm)	Depth to Water (feet)	pH (standard units)	Temp (°C)	COND (µS/cm)	Dissolved Oxygen (mg/L)	Turbidity (NTUs)	COLOR (describe)	ODOR (describe)
1306	6.00	6.00	.60	25.92	6.71	24.9	444	.63	.30	NONE	NONE
1308	1.20	7.20	.60	25.92	6.76	24.9	455	.56	.10	NONE	NONE
1310	1.20	8.40	.60	25.92	6.77	24.9	453	.57	.10	NONE	NONE

SAMPLING DATA

Sampled By: Ideal Tech Services, Inc. Chris Monaco or Karen LeBeau	Signature:	Sampling Initiated At: 1310	Sampling Ended At: 1314
Pump or Tubing Depth in Well (ft): 27.00	Tubing Material Code: PE	Field Filtered: ☐ YES ☑ NO Filtration Equipment Type: polyethersulphone	Filter Size: (µm)
Field Decontamination Pump: ☑ YES ☐ NO	Tubing Replaced: ☑ YES ☐ NO	Duplicate: ☐ YES ☑ NO	

Sample Container Specifications				Sample Preservation (including wet ice)			Intended Analysis and/or Method	Sampling Equipment Code	Sample Flow Rate (milliliters per minute)
Sample ID Code	# Containers	Material Code	Volume	Preservative	Total Volume Added In Field	Final pH			
MW-5BR	3	CG	40 mL	HCl	None	Not Required	8260 (App. 1 FL)	SS ESP	100
MW-5BR	2	CG	40 mL	6°C	None	Not Required	8011	SS ESP	100
MW-5BR	1	PE	250 mL	6°C	None	Not Required	Chloride, Nitrate, TDS	SS ESP	1136
MW-5BR	1	PE	250 mL	H_2SO_4	None	<2	Ammonia	SS ESP	1136
MW-5BR	1	PE	250 mL	HNO_3	None	<2	Metals	SS ESP	1136

Remarks:

ORP= 234

MATERIAL CODES: AG = Amber Glass; **CG** = Clear Glass; **HDPE** = High Density Polyethylene; **LDPE** = Low Density Polyethylene; **PP** = Polypropylene; **S** = Silicone; **T** = Teflon; **O** = Other (Specify)

SAMPLING EQUIPMENT CODES: APP = After (Through) Peristaltic Pump; **B** = Bailer; **BP** = Bladder Pump; **ESP** = Electric Submersible Pump; **SS ESP** = Stainless Steel Electric Submersible Pump; **RFPP** = Reverse Flow Peristaltic Pump; **SM** = Straw Method (Tubing Gravity Drain); **O** = Other (Specify)

WELL CAPACITY (Gallons Per Foot): 0.75" = 0.02; 1" = 0.04; 1.25" = 0.06; 2" = 0.16; 3" = 0.37; 4" = 0.65; 5" = 1.02; 6" = 1.47; 12" = 5.88

TUBING INSIDE DIA. CAPACITY (Gal./Ft.): 1/8" = 0.0006; 3/16" = 0.0014; 1/4" = 0.0026; 5/16" = 0.004; 3/8" = 0.006; 1/2" = 0.010; 5/8" = 0.016

NOTES: 1. The above do not constitute all of the information required by Chapter 62-160, F.A.C.

2. STABILIZATION CRITERIA FOR RANGE OF VARIATION OF LAST THREE CONSECUTIVE READINGS (SEE FS 2212, SECTION 3)

pH: ± 0.2 units **Temperature:** ± 0.2 °C **Specific Conductance**: ± 5% **Dissolved Oxygen:** all readings ≤ 20% saturation (see Table FS 2200-2); optionally, ± 0.2 mg/L or ± 10% (whichever is greater) **Turbidity:** all readings ≤ 20 NTU; optionally ± 5 NTU or ± 10% (whichever is greater)

ITS Revision 1.0 Date: 11/06/19

IDEAL TECH SERVICES, INC. GROUNDWATER SAMPLE LOG

Site Name: Angelo's Aggregate Materials, LTD Enterprise Class III Landfill	Site Location: Pasco County, Florida	
Well No: **MW-6**	WACS Well Number: 19575	Date: 3/16/21

Purging Data

Well Diameter (inches): 2	Tubing Diameter (inches): 0.375	Well Screen Interval (ft): 20 to 40	Static Depth to Water (ft): 28.71	Purge Pump Type: SS ESP

Well Volume Purge: 1 Well Volume = (Total Well Depth - Static Depth To Water) * Well Capacity (gal/ft)

= (39.86 Feet - 28.71 Feet) * 0.16 Gallons/Ft= Gallons

Equipment Volume Purge: 1 Equipment Vol. = Pump Volume + (Tubing Capacity * Tubing Length) + Flow Cell Volume (FCV)

Gallons + (0.006 Gallons/Ft * 45 Feet) + 0.032 FCV = 0.302 Gallons

Initial Pump or Tubing Depth In Well (ft):	Final Pump or Tubing Depth In Well (ft):	Purging Initiated At:	Purging Ended At:	Total Volume Purged (gal):

Time	Volume Purged (gallons)	Total Volume Purged (gallons)	Purge Rate (gpm)	Depth to Water (feet)	pH (standard units)	Temp (°C)	COND (µS/cm)	Dissolved Oxygen (mg/L)	Turbidity (NTUs)	COLOR (describe)	ODOR (describe)

Dry Well

SAMPLING DATA

Sampled By: Ideal Tech Services, Inc. Chris Monaco or Karen LeBeau	Signature:	Sampling Initiated At:	Sampling Ended At:
Pump or Tubing Depth in Well (ft):	Tubing Material Code: PE	Field Filtered: ☐ YES ☑ NO Filtration Equipment Type: polyethersulphone	Filter Size: (µm)

Field Decontamination Pump: ☑ YES ☐ NO Tubing Replaced: ☑ YES ☐ NO Duplicate: ☐ YES ☑ NO

Sample Container Specifications				Sample Preservation (including wet ice)			Intended Analysis and/or Method	Sampling Equipment Code	Sample Flow Rate (milliliters per minute)
Sample ID Code	# Containers	Material Code	Volume	Preservative	Total Volume Added In Field	Final pH			
MW-6		CG	40 mL	HCl	None	Not Required	8260 (App. 1 FL)	SS ESP	0
MW-6		CG	40 mL	6°C	None	Not Required	8011	SS ESP	0
MW-6		PE	250 mL	6°C	None	Not Required	Chloride, Nitrate, TDS	SS ESP	0
MW-6		PE	250 mL	H_2SO_4	None		Ammonia	SS ESP	0
MW-6		PE	250 mL	HNO_3	None		Metals	SS ESP	0

Remarks: HISTORICAL RECORD STATES NO SAMPLE CAN BE OBTAINED WHEN DTW IS THIS DEPTH

ORP=

MATERIAL CODES: AG = Amber Glass; **CG** = Clear Glass; **HDPE** = High Density Polyethylene; **LDPE** = Low Density Polyethylene; **PP** = Polypropylene; **S** = Silicone; **T** = Teflon; **O** = Other (Specify)

SAMPLING EQUIPMENT CODES: APP = After (Through) Peristaltic Pump; **B** = Bailer; **BP** = Bladder Pump; **ESP** = Electric Submersible Pump; **SS ESP** = Stainless Steel Electric Submersible Pump; **RFPP** = Reverse Flow Peristaltic Pump; **SM** = Straw Method (Tubing Gravity Drain); **O** = Other (Specify)

WELL CAPACITY (Gallons Per Foot): 0.75" = 0.02; 1" = 0.04; 1.25" = 0.06; 2" = 0.16; 3" = 0.37; 4" = 0.65; 5" = 1.02; 6" = 1.47; 12" = 5.88

TUBING INSIDE DIA. CAPACITY (Gal./Ft.): 1/8" = 0.0006; 3/16" = 0.0014; 1/4" = 0.0026; 5/16" = 0.004; 3/8" = 0.006; 1/2" = 0.010; 5/8" = 0.016

NOTES: 1. The above do not constitute all of the information required by Chapter 62-160, F.A.C.

2. STABILIZATION CRITERIA FOR RANGE OF VARIATION OF LAST THREE CONSECUTIVE READINGS (SEE FS 2212, SECTION 3)

pH: ± 0.2 units **Temperature:** ± 0.2 °C **Specific Conductance**: ± 5% **Dissolved Oxygen:** all readings ≤ 20% saturation (see Table FS 2200-2); optionally, ± 0.2 mg/L or ± 10% (whichever is greater) **Turbidity:** all readings ≤ 20 NTU; optionally ± 5 NTU or ± 10% (whichever is greater)

ITS Revision 1.0 Date: 11/06/19

IDEAL TECH SERVICES, INC. GROUNDWATER SAMPLE LOG

Site Name: Angelo's Aggregate Materials, LTD Enterprise Class III Landfill	Site Location: Pasco County, Florida	
Well No: **MW-6B**	WACS Well Number: 28982	Date: 3/16/21

Purging Data

Well Diameter (inches):	Tubing Diameter (inches):	Well Screen Interval (ft):	Static Depth to Water (ft):	Purge Pump Type:
2	0.375	47 to 67	29.20	SS ESP

Well Volume Purge: 1 Well Volume = (Total Well Depth - Static Depth To Water) * Well Capacity (gal/ft)

= (66.65 Feet - 29.20 Feet) * 0.16 Gallons/Ft= 5.99 Gallons

Equipment Volume Purge: 1 Equipment Vol. = Pump Volume + (Tubing Capacity * Tubing Length) + Flow Cell Volume (FCV)

Gallons + (0.006 Gallons/Ft * Feet) + 0.032 FCV = Gallons

Initial Pump or Tubing Depth In Well (ft):	Final Pump or Tubing Depth In Well (ft):	Purging Initiated At:	Purging Ended At:	Total Volume Purged (gal):
31.0	31.0	1217	1233	7.00

Time	Volume Purged (gallons)	Total Volume Purged (gallons)	Purge Rate (gpm)	Depth to Water (feet)	pH (standard units)	Temp (°C)	COND (µS/cm)	Dissolved Oxygen (mg/L)	Turbidity (NTUs)	COLOR (describe)	ODOR (describe)
1223	6.00	6.00	.50	29.35	7.33	25.1	372	.87	.20	NONE	NONE
1225	1.00	7.00	.50	29.35	7.33	25.1	372	.87	.30	NONE	NONE
1227	1.00	8.00	.50	29.35	7.33	25.2	372	.86	.50	NONE	NONE

SAMPLING DATA

Sampled By: Ideal Tech Services, Inc. Chris Monaco or Karen LeBeau	Signature:	Sampling Initiated At: 1227	Sampling Ended At: 1231
Pump or Tubing Depth in Well (ft): 31.0	Tubing Material Code: PE	Field Filtered: ☐ YES ☑ NO Filtration Equipment Type: polyethersulphone	Filter Size: (µm)
Field Decontamination Pump: ☑ YES ☐ NO	Tubing Replaced: ☑ YES ☐ NO	Duplicate: ☐ YES ☑ NO	

Sample Container Specifications				Sample Preservation (including wet ice)			Intended Analysis and/or Method	Sampling Equipment Code	Sample Flow Rate (milliliters per minute)
Sample ID Code	# Containers	Material Code	Volume	Preservative	Total Volume Added In Field	Final pH			
MW-6B	3	CG	40 mL	HCl	None	Not Required	8260 (App. 1 FL)	SS ESP	100
MW-6B	2	CG	40 mL	6°C	None	Not Required	8011	SS ESP	100
MW-6B	1	PE	250 mL	6°C	None	Not Required	Chloride, Nitrate, TDS	SS ESP	1136
MW-6B	1	PE	250 mL	H_2SO_4	None	<2	Ammonia	SS ESP	1136
MW-6B	1	PE	250 mL	HNO_3	None	<2	Metals	SS ESP	1136

Remarks:

ORP= 256

MATERIAL CODES: AG = Amber Glass; **CG** = Clear Glass; **HDPE** = High Density Polyethylene; **LDPE** = Low Density Polyethylene; **PP** = Polypropylene; **S** = Silicone; **T** = Teflon; **O** = Other (Specify)

SAMPLING EQUIPMENT CODES: APP = After (Through) Peristaltic Pump; **B** = Bailer; **BP** = Bladder Pump; **ESP** = Electric Submersible Pump; **SS ESP** = Stainless Steel Electric Submersible Pump; **RFPP** = Reverse Flow Peristaltic Pump; **SM** = Straw Method (Tubing Gravity Drain); **O** = Other (Specify)

WELL CAPACITY (Gallons Per Foot): 0.75" = 0.02; 1" = 0.04; 1.25" = 0.06; 2" = 0.16; 3" = 0.37; 4" = 0.65; 5" = 1.02; 6" = 1.47; 12" = 5.88

TUBING INSIDE DIA. CAPACITY (Gal./Ft.): 1/8" = 0.0006; 3/16" = 0.0014; 1/4" = 0.0026; 5/16" = 0.004; 3/8" = 0.006; 1/2" = 0.010; 5/8" = 0.016

NOTES: 1. The above do not constitute all of the information required by Chapter 62-160, F.A.C.

2. STABILIZATION CRITERIA FOR RANGE OF VARIATION OF LAST THREE CONSECUTIVE READINGS (SEE FS 2212, SECTION 3)

pH: ± 0.2 units **Temperature:** ± 0.2 °C **Specific Conductance**: ± 5% **Dissolved Oxygen:** all readings ≤ 20% saturation (see Table FS 2200-2); optionally, ± 0.2 mg/L or ± 10% (whichever is greater) **Turbidity:** all readings ≤ 20 NTU; optionally ± 5 NTU or ± 10% (whichever is greater)

ITS Revision 1.0 Date: 11/06/19

IDEAL TECH SERVICES, INC. GROUNDWATER SAMPLE LOG

Site Name: Angelo's Aggregate Materials, LTD Enterprise Class III Landfill	Site Location: Pasco County, Florida	
Well No: **MW-7A**	WACS Well Number: 19576	Date: 3/16/21

Purging Data

Well Diameter (inches):	Tubing Diameter (inches):	Well Screen Interval (ft):	Static Depth to Water (ft):	Purge Pump Type:
2	0.375	25.8 to 45.8	31.65	SS ESP

Well Volume Purge: 1 Well Volume = (Total Well Depth - Static Depth To Water) * Well Capacity (gal/ft)

= (45.80 Feet - 31.65 Feet) * 0.16 Gallons/Ft= Gallons

Equipment Volume Purge: 1 Equipment Vol. = Pump Volume + (Tubing Capacity * Tubing Length) + Flow Cell Volume (FCV)

Gallons + (0.006 Gallons/Ft * 39 Feet) + 0.032 FCV = 0.266 Gallons

Initial Pump or Tubing Depth In Well (ft):	Final Pump or Tubing Depth In Well (ft):	Purging Initiated At:	Purging Ended At:	Total Volume Purged (gal):
39.0	39.0	1106	1111	.50

Time	Volume Purged (gallons)	Total Volume Purged (gallons)	Purge Rate (gpm)	Depth to Water (feet)	pH (standard units)	Temp (°C)	COND (µS/cm)	Dissolved Oxygen (mg/L)	Turbidity (NTUs)	COLOR (describe)	ODOR (describe)
1111	0.50	0.50	.10	35.74	5.36	26.5	286	.21	15.30	none	none

SAMPLING DATA

Sampled By: Ideal Tech Services, Inc. Chris Monaco or Karen LeBeau	Signature:	Sampling Initiated At: 1111	Sampling Ended At: 1117
Pump or Tubing Depth in Well (ft): 39.0	Tubing Material Code: PE	Field Filtered: ☐ YES ☑ NO Filtration Equipment Type: polyethersulphone	Filter Size: (µm)
Field Decontamination Pump: ☑ YES ☐ NO	Tubing Replaced: ☑ YES ☐ NO	Duplicate: ☐ YES ☑ NO	

Sample Container Specifications				Sample Preservation (including wet ice)			Intended Analysis and/or Method	Sampling Equipment Code	Sample Flow Rate (milliliters per minute)
Sample ID Code	# Containers	Material Code	Volume	Preservative	Total Volume Added In Field	Final pH			
MW-7A	3	CG	40 mL	HCl	None	Not Required	8260 (App. 1 FL)	SS ESP	100
MW-7A	2	CG	40 mL	6°C	None	Not Required	8011	SS ESP	100
MW-7A	1	PE	250 mL	6°C	None	Not Required	Chloride, Nitrate, TDS	SS ESP	379
MW-7A	1	PE	250 mL	H_2SO_4	None	<2	Ammonia	SS ESP	379
MW-7A	1	PE	250 mL	HNO_3	None	<2	Metals	SS ESP	379

Remarks: UTILIZED PURGE DRY METHOD DTW AT SAMPLE END = 36.75

ORP= 190

MATERIAL CODES: AG = Amber Glass; **CG** = Clear Glass; **HDPE** = High Density Polyethylene; **LDPE** = Low Density Polyethylene; **PP** = Polypropylene; **S** = Silicone; **T** = Teflon; **O** = Other (Specify)

SAMPLING EQUIPMENT CODES: APP = After (Through) Peristaltic Pump; **B** = Bailer; **BP** = Bladder Pump; **ESP** = Electric Submersible Pump; **SS ESP** = Stainless Steel Electric Submersible Pump; **RFPP** = Reverse Flow Peristaltic Pump; **SM** = Straw Method (Tubing Gravity Drain); **O** = Other (Specify)

WELL CAPACITY (Gallons Per Foot): 0.75" = 0.02; 1" = 0.04; 1.25" = 0.06; 2" = 0.16; 3" = 0.37; 4" = 0.65; 5" = 1.02; 6" = 1.47; 12" = 5.88

TUBING INSIDE DIA. CAPACITY (Gal./Ft.): 1/8" = 0.0006; 3/16" = 0.0014; 1/4" = 0.0026; 5/16" = 0.004; 3/8" = 0.006; 1/2" = 0.010; 5/8" = 0.016

NOTES: 1. The above do not constitute all of the information required by Chapter 62-160, F.A.C.

2. STABILIZATION CRITERIA FOR RANGE OF VARIATION OF LAST THREE CONSECUTIVE READINGS (SEE FS 2212, SECTION 3)

pH: ± 0.2 units **Temperature:** ± 0.2 °C **Specific Conductance**: ± 5% **Dissolved Oxygen:** all readings ≤ 20% saturation (see Table FS 2200-2); optionally, ± 0.2 mg/L or ± 10% (whichever is greater) **Turbidity:** all readings ≤ 20 NTU; optionally ± 5 NTU or ± 10% (whichever is greater)

ITS Revision 1.0 Date: 11/06/19

IDEAL TECH SERVICES, INC. GROUNDWATER SAMPLE LOG

Site Name: Angelo's Aggregate Materials, LTD Enterprise Class III Landfill	Site Location: Pasco County, Florida	
Well No: **MW-7BR**	WACS Well Number: 22592	Date: 3/16/21

Purging Data

Well Diameter (inches):	Tubing Diameter (inches):	Well Screen Interval (ft):	Static Depth to Water (ft):	Purge Pump Type:
2	0.375	46 to 61	34.04	SS ESP

Well Volume Purge: 1 Well Volume = (Total Well Depth - Static Depth To Water) * Well Capacity (gal/ft)

= (61.00 Feet - 34.04 Feet) * 0.16 Gallons/Ft= 4.31 Gallons

Equipment Volume Purge: 1 Equipment Vol. = Pump Volume + (Tubing Capacity * Tubing Length) + Flow Cell Volume (FCV)

Gallons + (0.006 Gallons/Ft * Feet) + 0.032 FCV = Gallons

Initial Pump or Tubing Depth In Well (ft):	Final Pump or Tubing Depth In Well (ft):	Purging Initiated At:	Purging Ended At:	Total Volume Purged (gal):
35.0	35.0	1131	1150	5.70

Time	Volume Purged (gallons)	Total Volume Purged (gallons)	Purge Rate (gpm)	Depth to Water (feet)	pH (standard units)	Temp (°C)	COND (µS/cm)	Dissolved Oxygen (mg/L)	Turbidity (NTUs)	COLOR (describe)	ODOR (describe)
1146	4.50	4.50	.30	34.11	7.23	25.5	320	.87	14.20	none	none
1148	0.60	5.10	.30	34.11	7.19	25.5	320	.84	12.30	none	none
1150	0.60	5.70	.30	34.11	7.22	25.5	320	.82	10.50	none	none

SAMPLING DATA

Sampled By: Ideal Tech Services, Inc. Chris Monaco or Karen LeBeau	Signature:	Sampling Initiated At: 1150	Sampling Ended At: 1154
Pump or Tubing Depth in Well (ft): 35.0	Tubing Material Code: PE	Field Filtered: ☐ YES ☑ NO Filtration Equipment Type: polyethersulphone	Filter Size: (µm)
Field Decontamination Pump: ☑ YES ☐ NO	Tubing Replaced: ☑ YES ☐ NO	Duplicate: ☐ YES ☑ NO	

Sample Container Specifications				Sample Preservation (including wet ice)			Intended Analysis and/or Method	Sampling Equipment Code	Sample Flow Rate (milliliters per minute)
Sample ID Code	# Containers	Material Code	Volume	Preservative	Total Volume Added In Field	Final pH			
MW-7BR	3	CG	40 mL	HCl	None	Not Required	8260 (App. 1 FL)	SS ESP	100
MW-7BR	2	CG	40 mL	6°C	None	Not Required	8011	SS ESP	100
MW-7BR	1	PE	250 mL	6°C	None	Not Required	Chloride, Nitrate, TDS	SS ESP	1136
MW-7BR	1	PE	250 mL	H_2SO_4	None	<2	Ammonia	SS ESP	1136
MW-7BR	1	PE	250 mL	HNO_3	None	<2	Metals	SS ESP	1136

Remarks: NTU AT METALS SAMPLE = 6.10

ORP= 208

MATERIAL CODES: AG = Amber Glass; **CG** = Clear Glass; **HDPE** = High Density Polyethylene; **LDPE** = Low Density Polyethylene; **PP** = Polypropylene; **S** = Silicone; **T** = Teflon; **O** = Other (Specify)

SAMPLING EQUIPMENT CODES: APP = After (Through) Peristaltic Pump; **B** = Bailer; **BP** = Bladder Pump; **ESP** = Electric Submersible Pump; **SS ESP** = Stainless Steel Electric Submersible Pump; **RFPP** = Reverse Flow Peristaltic Pump; **SM** = Straw Method (Tubing Gravity Drain); **O** = Other (Specify)

WELL CAPACITY (Gallons Per Foot): 0.75" = 0.02; 1" = 0.04; 1.25" = 0.06; 2" = 0.16; 3" = 0.37; 4" = 0.65; 5" = 1.02; 6" = 1.47; 12" = 5.88

TUBING INSIDE DIA. CAPACITY (Gal./Ft.): 1/8" = 0.0006; 3/16" = 0.0014; 1/4" = 0.0026; 5/16" = 0.004; 3/8" = 0.006; 1/2" = 0.010; 5/8" = 0.016

NOTES: 1. The above do not constitute all of the information required by Chapter 62-160, F.A.C.

2. STABILIZATION CRITERIA FOR RANGE OF VARIATION OF LAST THREE CONSECUTIVE READINGS (SEE FS 2212, SECTION 3)

pH: ± 0.2 units **Temperature:** ± 0.2 °C **Specific Conductance**: ± 5% **Dissolved Oxygen:** all readings ≤ 20% saturation (see Table FS 2200-2); optionally, ± 0.2 mg/L or ± 10% (whichever is greater) **Turbidity:** all readings ≤ 20 NTU; optionally ± 5 NTU or ± 10% (whichever is greater)

ITS Revision 1.0 Date: 11/06/19

IDEAL TECH SERVICES, INC. GROUNDWATER SAMPLE LOG

Site Name: Angelo's Aggregate Materials, LTD Enterprise Class III Landfill	Site Location: Pasco County, Florida	
Well No: **MW-8**	WACS Well Number: 19578	Date: 3/16/21

Purging Data

Well Diameter (inches):	Tubing Diameter (inches):	Well Screen Interval (ft):	Static Depth to Water (ft):	Purge Pump Type:
2	0.375	15.9 to 35.9	35.33	SS ESP

Well Volume Purge: 1 Well Volume = (Total Well Depth - Static Depth To Water) * Well Capacity (gal/ft)

= (35.90 Feet - 35.33 Feet) * 0.16 Gallons/Ft= 0.09 Gallons

Equipment Volume Purge: 1 Equipment Vol. = Pump Volume + (Tubing Capacity * Tubing Length) + Flow Cell Volume (FCV)

Gallons + (0.006 Gallons/Ft * Feet) + 0.032 FCV = Gallons

Initial Pump or Tubing Depth In Well (ft):	Final Pump or Tubing Depth In Well (ft):	Purging Initiated At:	Purging Ended At:	Total Volume Purged (gal):

Time	Volume Purged (gallons)	Total Volume Purged (gallons)	Purge Rate (gpm)	Depth to Water (feet)	pH (standard units)	Temp (°C)	COND (µS/cm)	Dissolved Oxygen (mg/L)	Turbidity (NTUs)	COLOR (describe)	ODOR (describe)

Dry Well

SAMPLING DATA

Sampled By: Ideal Tech Services, Inc. Chris Monaco or Karen LeBeau	Signature:	Sampling Initiated At:	Sampling Ended At:
Pump or Tubing Depth in Well (ft):	Tubing Material Code: PE	Field Filtered: ☐ YES ☑ NO Filtration Equipment Type: polyethersulphone	Filter Size: (µm)
Field Decontamination Pump: ☑ YES ☐ NO	Tubing Replaced: ☑ YES ☐ NO	Duplicate: ☐ YES ☑ NO	

Sample Container Specifications				Sample Preservation (including wet ice)			Intended Analysis and/or Method	Sampling Equipment Code	Sample Flow Rate (milliliters per minute)
Sample ID Code	# Containers	Material Code	Volume	Preservative	Total Volume Added In Field	Final pH			
MW-8		CG	40 mL	HCl	None	Not Required	8260 (App. 1 FL)	SS ESP	0
MW-8		CG	40 mL	6°C	None	Not Required	8011	SS ESP	0
MW-8		PE	250 mL	6°C	None	Not Required	Chloride, Nitrate, TDS	SS ESP	0
MW-8		PE	250 mL	H_2SO_4	None		Ammonia	SS ESP	0
MW-8		PE	250 mL	HNO_3	None		Metals	SS ESP	0

Remarks: Not enough water to sustain flow

ORP=

MATERIAL CODES: AG = Amber Glass; **CG** = Clear Glass; **HDPE** = High Density Polyethylene; **LDPE** = Low Density Polyethylene; **PP** = Polypropylene; **S** = Silicone; **T** = Teflon; **O** = Other (Specify)

SAMPLING EQUIPMENT CODES: APP = After (Through) Peristaltic Pump; **B** = Bailer; **BP** = Bladder Pump; **ESP** = Electric Submersible Pump; **SS ESP** = Stainless Steel Electric Submersible Pump; **RFPP** = Reverse Flow Peristaltic Pump; **SM** = Straw Method (Tubing Gravity Drain); **O** = Other (Specify)

WELL CAPACITY (Gallons Per Foot): 0.75" = 0.02; 1" = 0.04; 1.25" = 0.06; 2" = 0.16; 3" = 0.37; 4" = 0.65; 5" = 1.02; 6" = 1.47; 12" = 5.88

TUBING INSIDE DIA. CAPACITY (Gal./Ft.): 1/8" = 0.0006; 3/16" = 0.0014; 1/4" = 0.0026; 5/16" = 0.004; 3/8" = 0.006; 1/2" = 0.010; 5/8" = 0.016

NOTES: 1. The above do not constitute all of the information required by Chapter 62-160, F.A.C.

2. STABILIZATION CRITERIA FOR RANGE OF VARIATION OF LAST THREE CONSECUTIVE READINGS (SEE FS 2212, SECTION 3)

pH: ± 0.2 units **Temperature:** ± 0.2 °C **Specific Conductance**: ± 5% **Dissolved Oxygen:** all readings ≤ 20% saturation (see Table FS 2200-2); optionally, ± 0.2 mg/L or ± 10% (whichever is greater) **Turbidity:** all readings ≤ 20 NTU; optionally ± 5 NTU or ± 10% (whichever is greater)

ITS Revision 1.0 Date: 11/06/19

IDEAL TECH SERVICES, INC. GROUNDWATER SAMPLE LOG

Site Name: Angelo's Aggregate Materials, LTD Enterprise Class III Landfill	Site Location: Pasco County, Florida	
Well No: **MW-8B**	WACS Well Number: 21323	Date: 3/16/21

Purging Data

Well Diameter (inches):	Tubing Diameter (inches):	Well Screen Interval (ft):	Static Depth to Water (ft):	Purge Pump Type:
2	0.375	42 to 57	39.22	SS ESP

Well Volume Purge: 1 Well Volume = (Total Well Depth - Static Depth To Water) * Well Capacity (gal/ft)

= (57.00 Feet - 39.22 Feet) * 0.16 Gallons/Ft= 2.84 Gallons

Equipment Volume Purge: 1 Equipment Vol. = Pump Volume + (Tubing Capacity * Tubing Length) + Flow Cell Volume (FCV)

Gallons + (0.006 Gallons/Ft * Feet) + 0.032 FCV = Gallons

Initial Pump or Tubing Depth In Well (ft):	Final Pump or Tubing Depth In Well (ft):	Purging Initiated At:	Purging Ended At:	Total Volume Purged (gal):
41.0	41.0	1032	1044	4.80

Time	Volume Purged (gallons)	Total Volume Purged (gallons)	Purge Rate (gpm)	Depth to Water (feet)	pH (standard units)	Temp (°C)	COND (µS/cm)	Dissolved Oxygen (mg/L)	Turbidity (NTUs)	COLOR (describe)	ODOR (describe)
1040	3.20	3.20	.40	39.28	6.77	27.6	667	.07	.80	none	none
1042	0.80	4.00	.40	39.28	6.77	27.5	666	.06	.60	none	none
1044	0.80	4.80	.40	39.28	6.77	27.5	665	.06	.60	none	none

SAMPLING DATA

Sampled By: Ideal Tech Services, Inc. Chris Monaco or Karen LeBeau	Signature:	Sampling Initiated At: 1044	Sampling Ended At: 1048
Pump or Tubing Depth in Well (ft): 41.0	Tubing Material Code: PE	Field Filtered: ☐ YES ☑ NO Filtration Equipment Type: polyethersulphone	Filter Size: (µm)
Field Decontamination Pump: ☑ YES ☐ NO	Tubing Replaced: ☑ YES ☐ NO	Duplicate: ☐ YES ☑ NO	

Sample Container Specifications				Sample Preservation (including wet ice)			Intended Analysis and/or Method	Sampling Equipment Code	Sample Flow Rate (milliliters per minute)
Sample ID Code	# Containers	Material Code	Volume	Preservative	Total Volume Added In Field	Final pH			
MW-8B	3	CG	40 mL	HCl	None	Not Required	8260 (App. 1 FL)	SS ESP	100
MW-8B	2	CG	40 mL	6°C	None	Not Required	8011	SS ESP	100
MW-8B	1	PE	250 mL	6°C	None	Not Required	Chloride, Nitrate, TDS	SS ESP	1136
MW-8B	1	PE	250 mL	H_2SO_4	None	<2	Ammonia	SS ESP	1136
MW-8B	1	PE	250 mL	HNO_3	None	<2	Metals	SS ESP	1136

Remarks:

ORP= -72.4

MATERIAL CODES: AG = Amber Glass; **CG** = Clear Glass; **HDPE** = High Density Polyethylene; **LDPE** = Low Density Polyethylene; **PP** = Polypropylene; **S** = Silicone; **T** = Teflon; **O** = Other (Specify)

SAMPLING EQUIPMENT CODES: APP = After (Through) Peristaltic Pump; **B** = Bailer; **BP** = Bladder Pump; **ESP** = Electric Submersible Pump; **SS ESP** = Stainless Steel Electric Submersible Pump; **RFPP** = Reverse Flow Peristaltic Pump; **SM** = Straw Method (Tubing Gravity Drain); **O** = Other (Specify)

WELL CAPACITY (Gallons Per Foot): 0.75" = 0.02; 1" = 0.04; 1.25" = 0.06; 2" = 0.16; 3" = 0.37; 4" = 0.65; 5" = 1.02; 6" = 1.47; 12" = 5.88

TUBING INSIDE DIA. CAPACITY (Gal./Ft.): 1/8" = 0.0006; 3/16" = 0.0014; 1/4" = 0.0026; 5/16" = 0.004; 3/8" = 0.006; 1/2" = 0.010; 5/8" = 0.016

NOTES: 1. The above do not constitute all of the information required by Chapter 62-160, F.A.C.

2. STABILIZATION CRITERIA FOR RANGE OF VARIATION OF LAST THREE CONSECUTIVE READINGS (SEE FS 2212, SECTION 3)

pH: ± 0.2 units **Temperature:** ± 0.2 °C **Specific Conductance**: ± 5% **Dissolved Oxygen:** all readings ≤ 20% saturation (see Table FS 2200-2); optionally, ± 0.2 mg/L or ± 10% (whichever is greater) **Turbidity:** all readings ≤ 20 NTU; optionally ± 5 NTU or ± 10% (whichever is greater)

ITS Revision 1.0 Date: 11/06/19

IDEAL TECH SERVICES, INC. GROUNDWATER SAMPLE LOG

Site Name: Angelo's Aggregate Materials, LTD Enterprise Class III Landfill	Site Location: Pasco County, Florida

Well No: **MW-9**	WACS Well Number: 19579	Date: 3/16/21

Purging Data

Well Diameter (inches):	Tubing Diameter (inches):	Well Screen Interval (ft):	Static Depth to Water (ft):	Purge Pump Type:
2	0.375	9.7 to 29.7	29.51	SS ESP

Well Volume Purge: 1 Well Volume = (Total Well Depth - Static Depth To Water) * Well Capacity (gal/ft)

= (29.70 Feet - 29.51 Feet) * 0.16 Gallons/Ft= 0.03 Gallons

Equipment Volume Purge: 1 Equipment Vol. = Pump Volume + (Tubing Capacity * Tubing Length) + Flow Cell Volume (FCV)

Gallons + (0.006 Gallons/Ft * Feet) + 0.032 FCV = Gallons

Initial Pump or Tubing Depth In Well (ft):	Final Pump or Tubing Depth In Well (ft):	Purging Initiated At:	Purging Ended At:	Total Volume Purged (gal):

Time	Volume Purged (gallons)	Total Volume Purged (gallons)	Purge Rate (gpm)	Depth to Water (feet)	pH (standard units)	Temp (°C)	COND (µS/cm)	Dissolved Oxygen (mg/L)	Turbidity (NTUs)	COLOR (describe)	ODOR (describe)

Dry Well

SAMPLING DATA

Sampled By: Ideal Tech Services, Inc. Chris Monaco or Karen LeBeau	Signature:	Sampling Initiated At:	Sampling Ended At:
Pump or Tubing Depth in Well (ft):	Tubing Material Code: PE	Field Filtered: ☐ YES ☑ NO Filtration Equipment Type: polyethersulphone	Filter Size: (µm)

Field Decontamination Pump: ☑ YES ☐ NO Tubing Replaced: ☑ YES ☐ NO Duplicate: ☐ YES ☑ NO

Sample Container Specifications				Sample Preservation (including wet ice)			Intended Analysis and/or Method	Sampling Equipment Code	Sample Flow Rate (milliliters per minute)
Sample ID Code	# Containers	Material Code	Volume	Preservative	Total Volume Added In Field	Final pH			
MW-9		CG	40 mL	HCl	None	Not Required	8260 (App. 1 FL)	SS ESP	0
MW-9		CG	40 mL	6°C	None	Not Required	8011	SS ESP	0
MW-9		PE	250 mL	6°C	None	Not Required	Chloride, Nitrate, TDS	SS ESP	0
MW-9		PE	250 mL	H_2SO_4	None		Ammonia	SS ESP	0
MW-9		PE	250 mL	HNO_3	None		Metals	SS ESP	0

Remarks: Not enough water to sustain flow

ORP=

MATERIAL CODES: AG = Amber Glass; **CG** = Clear Glass; **HDPE** = High Density Polyethylene; **LDPE** = Low Density Polyethylene; **PP** = Polypropylene; **S** = Silicone; **T** = Teflon; **O** = Other (Specify)

SAMPLING EQUIPMENT CODES: APP = After (Through) Peristaltic Pump; **B** = Bailer; **BP** = Bladder Pump; **ESP** = Electric Submersible Pump; **SS ESP** = Stainless Steel Electric Submersible Pump; **RFPP** = Reverse Flow Peristaltic Pump; **SM** = Straw Method (Tubing Gravity Drain); **O** = Other (Specify)

WELL CAPACITY (Gallons Per Foot): 0.75" = 0.02; 1" = 0.04; 1.25" = 0.06; 2" = 0.16; 3" = 0.37; 4" = 0.65; 5" = 1.02; 6" = 1.47; 12" = 5.88

TUBING INSIDE DIA. CAPACITY (Gal./Ft.): 1/8" = 0.0006; 3/16" = 0.0014; 1/4" = 0.0026; 5/16" = 0.004; 3/8" = 0.006; 1/2" = 0.010; 5/8" = 0.016

NOTES: 1. The above do not constitute all of the information required by Chapter 62-160, F.A.C.

2. STABILIZATION CRITERIA FOR RANGE OF VARIATION OF LAST THREE CONSECUTIVE READINGS (SEE FS 2212, SECTION 3)

pH: ± 0.2 units **Temperature:** ± 0.2 °C **Specific Conductance**: ± 5% **Dissolved Oxygen:** all readings ≤ 20% saturation (see Table FS 2200-2); optionally, ± 0.2 mg/L or ± 10% (whichever is greater) **Turbidity:** all readings ≤ 20 NTU; optionally ± 5 NTU or ± 10% (whichever is greater)

ITS Revision 1.0 Date: 11/06/19

IDEAL TECH SERVICES, INC. GROUNDWATER SAMPLE LOG

Site Name: Angelo's Aggregate Materials, LTD Enterprise Class III Landfill | Site Location: Pasco County, Florida

Well No: **MW-9B** | WACS Well Number: 21324 | Date: 3/16/21

Purging Data

Well Diameter (inches):	Tubing Diameter (inches):	Well Screen Interval (ft):			Static Depth to Water (ft):	Purge Pump Type:
2	0.375	33.9	to	48.9	40.31	SS ESP

Well Volume Purge: 1 Well Volume = (Total Well Depth - Static Depth To Water) * Well Capacity (gal/ft)

= (48.90 Feet - 40.31 Feet) * 0.16 Gallons/Ft= 1.37 Gallons

Equipment Volume Purge: 1 Equipment Vol. = Pump Volume + (Tubing Capacity * Tubing Length) + Flow Cell Volume (FCV)

Gallons + (0.006 Gallons/Ft * Feet) + 0.032 FCV = Gallons

Initial Pump or Tubing Depth In Well (ft):	Final Pump or Tubing Depth In Well (ft):	Purging Initiated At:	Purging Ended At:	Total Volume Purged (gal):
42.0	42.0	1012	1019	3.50

Time	Volume Purged (gallons)	Total Volume Purged (gallons)	Purge Rate (gpm)	Depth to Water (feet)	pH (standard units)	Temp (°C)	COND (µS/cm)	Dissolved Oxygen (mg/L)	Turbidity (NTUs)	COLOR (describe)	ODOR (describe)
1015	1.50	1.50	.50	40.43	7.08	27.2	502	.61	3.60	none	none
1017	1.00	2.50	.50	40.43	7.07	27.2	500	.64	3.20	none	none
1019	1.00	3.50	.50	40.43	7.04	27.2	497	.76	2.10	none	none

SAMPLING DATA

Sampled By: Ideal Tech Services, Inc. Chris Monaco or Karen LeBeau	Signature:	Sampling Initiated At:	Sampling Ended At:
		1019	1024

Pump or Tubing Depth in Well (ft):	Tubing Material Code:	Field Filtered: ☐ YES ☑ NO	Filter Size:
42.0	PE	Filtration Equipment Type: polyethersulphone	(µm)

Field Decontamination Pump: ☑ YES ☐ NO | Tubing Replaced: ☑ YES ☐ NO | Duplicate: ☐ YES ☑ NO

Sample Container Specifications				Sample Preservation (including wet ice)			Intended Analysis and/or Method	Sampling Equipment Code	Sample Flow Rate (milliliters per minute)
Sample ID Code	# Containers	Material Code	Volume	Preservative	Total Volume Added In Field	Final pH			
MW-9B	3	CG	40 mL	HCl	None	Not Required	8260 (App. 1 FL)	SS ESP	100
MW-9B	2	CG	40 mL	6°C	None	Not Required	8011	SS ESP	100
MW-9B	1	PE	250 mL	6°C	None	Not Required	Chloride, Nitrate, TDS	SS ESP	1136
MW-9B	1	PE	250 mL	H_2SO_4	None	<2	Ammonia	SS ESP	1136
MW-9B	1	PE	250 mL	HNO_3	None	<2	Metals	SS ESP	1136

Remarks:

ORP= 238

MATERIAL CODES: AG = Amber Glass; **CG** = Clear Glass; **HDPE** = High Density Polyethylene; **LDPE** = Low Density Polyethylene; **PP** = Polypropylene; **S** = Silicone; **T** = Teflon; **O** = Other (Specify)

SAMPLING EQUIPMENT CODES: APP = After (Through) Peristaltic Pump; **B** = Bailer; **BP** = Bladder Pump; **ESP** = Electric Submersible Pump; **SS ESP** = Stainless Steel Electric Submersible Pump; **RFPP** = Reverse Flow Peristaltic Pump; **SM** = Straw Method (Tubing Gravity Drain); **O** = Other (Specify)

WELL CAPACITY (Gallons Per Foot): 0.75" = 0.02; 1" = 0.04; 1.25" = 0.06; 2" = 0.16; 3" = 0.37; 4" = 0.65; 5" = 1.02; 6" = 1.47; 12" = 5.88

TUBING INSIDE DIA. CAPACITY (Gal./Ft.): 1/8" = 0.0006; 3/16" = 0.0014; 1/4" = 0.0026; 5/16" = 0.004; 3/8" = 0.006; 1/2" = 0.010; 5/8" = 0.016

NOTES: 1. The above do not constitute all of the information required by Chapter 62-160, F.A.C.

2. STABILIZATION CRITERIA FOR RANGE OF VARIATION OF LAST THREE CONSECUTIVE READINGS (SEE FS 2212, SECTION 3)

pH: ± 0.2 units **Temperature:** ± 0.2 °C **Specific Conductance**: ± 5% **Dissolved Oxygen:** all readings ≤ 20% saturation (see Table FS 2200-2); optionally, ± 0.2 mg/L or ± 10% (whichever is greater) **Turbidity:** all readings ≤ 20 NTU; optionally ± 5 NTU or ± 10% (whichever is greater)

ITS Revision 1.0 Date: 11/06/19

IDEAL TECH SERVICES, INC. GROUNDWATER SAMPLE LOG

Site Name: Angelo's Aggregate Materials, LTD Enterprise Class III Landfill	Site Location: Pasco County, Florida

Well No: **MW-10**	WACS Well Number: 19580	Date: 3/16/21

Purging Data

Well Diameter (inches): 2	Tubing Diameter (inches): 0.375	Well Screen Interval (ft): 17.65 to 37.65	Static Depth to Water (ft): 37.24	Purge Pump Type: SS ESP

Well Volume Purge: 1 Well Volume = (Total Well Depth - Static Depth To Water) * Well Capacity (gal/ft)

= (37.65 Feet - 37.24 Feet) * 0.16 Gallons/Ft= 0.07 Gallons

Equipment Volume Purge: 1 Equipment Vol. = Pump Volume + (Tubing Capacity * Tubing Length) + Flow Cell Volume (FCV)

Gallons + (0.006 Gallons/Ft * Feet) + 0.032 FCV = Gallons

Initial Pump or Tubing Depth In Well (ft):	Final Pump or Tubing Depth In Well (ft):	Purging Initiated At:	Purging Ended At:	Total Volume Purged (gal):

Time	Volume Purged (gallons)	Total Volume Purged (gallons)	Purge Rate (gpm)	Depth to Water (feet)	pH (standard units)	Temp (°C)	COND (µS/cm)	Dissolved Oxygen (mg/L)	Turbidity (NTUs)	COLOR (describe)	ODOR (describe)

Dry Well

SAMPLING DATA

Sampled By: Ideal Tech Services, Inc. Chris Monaco or Karen LeBeau	Signature:	Sampling Initiated At:	Sampling Ended At:
Pump or Tubing Depth in Well (ft):	Tubing Material Code: PE	Field Filtered: ☐ YES ☑ NO Filtration Equipment Type: polyethersulphone	Filter Size: (µm)

Field Decontamination Pump: ☑ YES ☐ NO | Tubing Replaced: ☑ YES ☐ NO | Duplicate: ☐ YES ☑ NO

Sample Container Specifications				Sample Preservation (including wet ice)			Intended Analysis and/or Method	Sampling Equipment Code	Sample Flow Rate (milliliters per minute)
Sample ID Code	# Containers	Material Code	Volume	Preservative	Total Volume Added In Field	Final pH			
MW-10		CG	40 mL	HCl	None	Not Required	8260 (App. 1 FL)	SS ESP	0
MW-10		CG	40 mL	6°C	None	Not Required	8011	SS ESP	0
MW-10		PE	250 mL	6°C	None	Not Required	Chloride, Nitrate, TDS	SS ESP	0
MW-10		PE	250 mL	H_2SO_4	None		Ammonia	SS ESP	0
MW-10		PE	250 mL	HNO_3	None		Metals	SS ESP	0

Remarks: Not enough water to sustain flow

ORP=

MATERIAL CODES: AG = Amber Glass; **CG** = Clear Glass; **HDPE** = High Density Polyethylene; **LDPE** = Low Density Polyethylene; **PP** = Polypropylene; **S** = Silicone; **T** = Teflon; **O** = Other (Specify)

SAMPLING EQUIPMENT CODES: APP = After (Through) Peristaltic Pump; **B** = Bailer; **BP** = Bladder Pump; **ESP** = Electric Submersible Pump; **SS ESP** = Stainless Steel Electric Submersible Pump; **RFPP** = Reverse Flow Peristaltic Pump; **SM** = Straw Method (Tubing Gravity Drain); **O** = Other (Specify)

WELL CAPACITY (Gallons Per Foot): 0.75" = 0.02; 1" = 0.04; 1.25" = 0.06; 2" = 0.16; 3" = 0.37; 4" = 0.65; 5" = 1.02; 6" = 1.47; 12" = 5.88

TUBING INSIDE DIA. CAPACITY (Gal./Ft.): 1/8" = 0.0006; 3/16" = 0.0014; 1/4" = 0.0026; 5/16" = 0.004; 3/8" = 0.006; 1/2" = 0.010; 5/8" = 0.016

NOTES: 1. The above do not constitute all of the information required by Chapter 62-160, F.A.C.

2. STABILIZATION CRITERIA FOR RANGE OF VARIATION OF LAST THREE CONSECUTIVE READINGS (SEE FS 2212, SECTION 3)

pH: ± 0.2 units **Temperature:** ± 0.2 °C **Specific Conductance**: ± 5% **Dissolved Oxygen:** all readings ≤ 20% saturation (see Table FS 2200-2); optionally, ± 0.2 mg/L or ± 10% (whichever is greater) **Turbidity:** all readings ≤ 20 NTU; optionally ± 5 NTU or ± 10% (whichever is greater)

ITS Revision 1.0 Date: 11/06/19

IDEAL TECH SERVICES, INC. GROUNDWATER SAMPLE LOG

Site Name: Angelo's Aggregate Materials, LTD Enterprise Class III Landfill	Site Location: Pasco County, Florida	
Well No: **MW-10B**	WACS Well Number: 21325	Date: 3/16/21

Purging Data

Well Diameter (inches):	Tubing Diameter (inches):	Well Screen Interval (ft):	Static Depth to Water (ft):	Purge Pump Type:
2	0.375	unknown to unknown	40.54	SS ESP

Well Volume Purge: 1 Well Volume = (Total Well Depth - Static Depth To Water) * Well Capacity (gal/ft)

= (61.90 Feet - 40.54 Feet) * 0.16 Gallons/Ft= 3.42 Gallons

Equipment Volume Purge: 1 Equipment Vol. = Pump Volume + (Tubing Capacity * Tubing Length) + Flow Cell Volume (FCV)

Gallons + (0.006 Gallons/Ft * Feet) + 0.032 FCV = Gallons

Initial Pump or Tubing Depth In Well (ft):	Final Pump or Tubing Depth In Well (ft):	Purging Initiated At:	Purging Ended At:	Total Volume Purged (gal):
42.0	42.0	0943	0952	18.00

Time	Volume Purged (gallons)	Total Volume Purged (gallons)	Purge Rate (gpm)	Depth to Water (feet)	pH (standard units)	Temp (°C)	COND (µS/cm)	Dissolved Oxygen (mg/L)	Turbidity (NTUs)	COLOR (describe)	ODOR (describe)
0948	10.00	10.00	2.0	40.98	7.10	26.8	433	.05	.30	none	none
0950	4.00	14.00	2.0	40.98	7.12	26.8	434	.05	.30	none	none
0952	4.00	18.00	2.0	40.98	7.02	26.8	436	.05	.10	none	none

SAMPLING DATA

Sampled By: Ideal Tech Services, Inc. Chris Monaco or Karen LeBeau	Signature:	Sampling Initiated At: 0952	Sampling Ended At: 0955
Pump or Tubing Depth in Well (ft): 42.0	Tubing Material Code: PE	Field Filtered: ☐ YES ☑ NO Filtration Equipment Type: polyethersulphone	Filter Size: (µm)
Field Decontamination Pump: ☑ YES ☐ NO	Tubing Replaced: ☑ YES ☐ NO	Duplicate: ☐ YES ☑ NO	

Sample Container Specifications				Sample Preservation (including wet ice)			Intended Analysis and/or Method	Sampling Equipment Code	Sample Flow Rate (milliliters per minute)
Sample ID Code	# Containers	Material Code	Volume	Preservative	Total Volume Added In Field	Final pH			
MW-10B	3	CG	40 mL	HCl	None	Not Required	8260 (App. 1 FL)	SS ESP	100
MW-10B	2	CG	40 mL	6°C	None	Not Required	8011	SS ESP	100
MW-10B	1	PE	250 mL	6°C	None	Not Required	Chloride, Nitrate, TDS	SS ESP	1136
MW-10B	1	PE	250 mL	H_2SO_4	None	<2	Ammonia	SS ESP	1136
MW-10B	1	PE	250 mL	HNO_3	None	<2	Metals	SS ESP	1136

Remarks:

ORP= 263

MATERIAL CODES: AG = Amber Glass; **CG** = Clear Glass; **HDPE** = High Density Polyethylene; **LDPE** = Low Density Polyethylene; **PP** = Polypropylene; **S** = Silicone; **T** = Teflon; **O** = Other (Specify)

SAMPLING EQUIPMENT CODES: APP = After (Through) Peristaltic Pump; **B** = Bailer; **BP** = Bladder Pump; **ESP** = Electric Submersible Pump; **SS ESP** = Stainless Steel Electric Submersible Pump; **RFPP** = Reverse Flow Peristaltic Pump; **SM** = Straw Method (Tubing Gravity Drain); **O** = Other (Specify)

WELL CAPACITY (Gallons Per Foot): 0.75" = 0.02; 1" = 0.04; 1.25" = 0.06; 2" = 0.16; 3" = 0.37; 4" = 0.65; 5" = 1.02; 6" = 1.47; 12" = 5.88

TUBING INSIDE DIA. CAPACITY (Gal./Ft.): 1/8" = 0.0006; 3/16" = 0.0014; 1/4" = 0.0026; 5/16" = 0.004; 3/8" = 0.006; 1/2" = 0.010; 5/8" = 0.016

NOTES: 1. The above do not constitute all of the information required by Chapter 62-160, F.A.C.

2. STABILIZATION CRITERIA FOR RANGE OF VARIATION OF LAST THREE CONSECUTIVE READINGS (SEE FS 2212, SECTION 3)

pH: ± 0.2 units **Temperature:** ± 0.2 °C **Specific Conductance**: ± 5% **Dissolved Oxygen:** all readings ≤ 20% saturation (see Table FS 2200-2); optionally, ± 0.2 mg/L or ± 10% (whichever is greater) **Turbidity:** all readings ≤ 20 NTU; optionally ± 5 NTU or ± 10% (whichever is greater)

ITS Revision 1.0 Date: 11/06/19

IDEAL TECH SERVICES, INC. GROUNDWATER SAMPLE LOG

Site Name: Angelo's Aggregate Materials, LTD Enterprise Class III Landfill	Site Location: Pasco County, Florida	
Well No: **MW-18B**	WACS Well Number: 28986	Date: 3/15/21

Purging Data

Well Diameter (inches):	Tubing Diameter (inches):	Well Screen Interval (ft):	Static Depth to Water (ft):	Purge Pump Type:
2	0.375	83.5 to 103.5	83.59	SS ESP

Well Volume Purge: 1 Well Volume = (Total Well Depth - Static Depth To Water) * Well Capacity (gal/ft)

= (108.48 Feet - 83.59 Feet) * 0.16 Gallons/Ft= 3.98 Gallons

Equipment Volume Purge: 1 Equipment Vol. = Pump Volume + (Tubing Capacity * Tubing Length) + Flow Cell Volume (FCV)

Gallons + (0.006 Gallons/Ft * Feet) + 0.032 FCV = Gallons

Initial Pump or Tubing Depth In Well (ft):	Final Pump or Tubing Depth In Well (ft):	Purging Initiated At:	Purging Ended At:	Total Volume Purged (gal):
85.00	85.00	1043	1059	6.40

Time	Volume Purged (gallons)	Total Volume Purged (gallons)	Purge Rate (gpm)	Depth to Water (feet)	pH (standard units)	Temp (°C)	COND (µS/cm)	Dissolved Oxygen (mg/L)	Turbidity (NTUs)	COLOR (describe)	ODOR (describe)
1053	4.00	4.00	.40	83.71	7.13	28.7	765	.25	5.60	none	none
1056	1.20	5.20	.40	83.71	7.08	28.7	763	.20	4.60	none	none
1059	1.20	6.40	.40	83.71	6.99	28.7	762	.19	3.80	none	none

SAMPLING DATA

Sampled By: Ideal Tech Services, Inc. Chris Monaco or Karen LeBeau	Signature:	Sampling Initiated At: 1059	Sampling Ended At: 1103
Pump or Tubing Depth in Well (ft): 85.00	Tubing Material Code: PE	Field Filtered: ☐ YES ☑ NO Filtration Equipment Type: polyethersulphone	Filter Size: (µm)
Field Decontamination Pump: ☑ YES ☐ NO	Tubing Replaced: ☑ YES ☐ NO	Duplicate: ☐ YES ☑ NO	

Sample Container Specifications				Sample Preservation (including wet ice)			Intended Analysis and/or Method	Sampling Equipment Code	Sample Flow Rate (milliliters per minute)
Sample ID Code	# Containers	Material Code	Volume	Preservative	Total Volume Added In Field	Final pH			
MW-18B	3	CG	40 mL	HCl	None	Not Required	8260 (App. 1 FL)	SS ESP	100
MW-18B	2	CG	40 mL	6°C	None	Not Required	8011	SS ESP	100
MW-18B	1	PE	250 mL	6°C	None	Not Required	Chloride, Nitrate, TDS	SS ESP	1136
MW-18B	1	PE	250 mL	H_2SO_4	None	<2	Ammonia	SS ESP	1136
MW-18B	1	PE	250 mL	HNO_3	None	<2	Metals	SS ESP	1136

Remarks:

ORP= 32.4

MATERIAL CODES: AG = Amber Glass; **CG** = Clear Glass; **HDPE** = High Density Polyethylene; **LDPE** = Low Density Polyethylene; **PP** = Polypropylene; **S** = Silicone; **T** = Teflon; **O** = Other (Specify)

SAMPLING EQUIPMENT CODES: APP = After (Through) Peristaltic Pump; **B** = Bailer; **BP** = Bladder Pump; **ESP** = Electric Submersible Pump;
SS ESP = Stainless Steel Electric Submersible Pump; **RFPP** = Reverse Flow Peristaltic Pump; **SM** = Straw Method (Tubing Gravity Drain); **O** = Other (Specify)

WELL CAPACITY (Gallons Per Foot): 0.75" = 0.02; 1" = 0.04; 1.25" = 0.06; 2" = 0.16; 3" = 0.37; 4" = 0.65; 5" = 1.02; 6" = 1.47; 12" = 5.88

TUBING INSIDE DIA. CAPACITY (Gal./Ft.): 1/8" = 0.0006; 3/16" = 0.0014; 1/4" = 0.0026; 5/16" = 0.004; 3/8" = 0.006; 1/2" = 0.010; 5/8" = 0.016

NOTES: 1. The above do not constitute all of the information required by Chapter 62-160, F.A.C.

2. STABILIZATION CRITERIA FOR RANGE OF VARIATION OF LAST THREE CONSECUTIVE READINGS (SEE FS 2212, SECTION 3)

pH: ± 0.2 units **Temperature:** ± 0.2 °C **Specific Conductance**: ± 5% **Dissolved Oxygen:** all readings ≤ 20% saturation (see Table FS 2200-2); optionally, ± 0.2 mg/L or ± 10% (whichever is greater) **Turbidity:** all readings ≤ 20 NTU; optionally ± 5 NTU or ± 10% (whichever is greater)

ITS Revision 1.0 Date: 11/06/19

IDEAL TECH SERVICES, INC. GROUNDWATER SAMPLE LOG

Site Name: Angelo's Aggregate Materials, LTD Enterprise Class III Landfill	Site Location: Pasco County, Florida	
Well No: **MW-19A**	WACS Well Number: 28987	Date: 3/15/21

Purging Data

Well Diameter (inches):	Tubing Diameter (inches):	Well Screen Interval (ft):	Static Depth to Water (ft):	Purge Pump Type:
2	0.375	74 to 94	58.79	SS ESP

Well Volume Purge: 1 Well Volume = (Total Well Depth - Static Depth To Water) * Well Capacity (gal/ft)

= (99.03 Feet - 58.79 Feet) * 0.16 Gallons/Ft= 6.44 Gallons

Equipment Volume Purge: 1 Equipment Vol. = Pump Volume + (Tubing Capacity * Tubing Length) + Flow Cell Volume (FCV)

Gallons + (0.006 Gallons/Ft * Feet) + 0.032 FCV = Gallons

Initial Pump or Tubing Depth In Well (ft):	Final Pump or Tubing Depth In Well (ft):	Purging Initiated At:	Purging Ended At:	Total Volume Purged (gal):
61.00	61.00	1111	1136	10.00

Time	Volume Purged (gallons)	Total Volume Purged (gallons)	Purge Rate (gpm)	Depth to Water (feet)	pH (standard units)	Temp (°C)	COND (µS/cm)	Dissolved Oxygen (mg/L)	Turbidity (NTUs)	COLOR (describe)	ODOR (describe)
1128	6.80	6.80	.40	59.96	5.06	24.8	442	3.63	8.80	none	none
1132	1.60	8.40	.40	59.96	4.96	24.8	442	3.58	11.70	none	none
1136	1.60	10.00	.40	59.96	4.88	24.9	444	3.50	9.20	none	none

SAMPLING DATA

Sampled By: Ideal Tech Services, Inc. Chris Monaco or Karen LeBeau	Signature:	Sampling Initiated At: 1136	Sampling Ended At: 1140
Pump or Tubing Depth in Well (ft): 61.00	Tubing Material Code: PE	Field Filtered: ☐ YES ☑ NO Filtration Equipment Type: polyethersulphone	Filter Size: (µm)
Field Decontamination Pump: ☑ YES ☐ NO	Tubing Replaced: ☑ YES ☐ NO	Duplicate: ☐ YES ☑ NO	

Sample Container Specifications				Sample Preservation (including wet ice)			Intended Analysis and/or Method	Sampling Equipment Code	Sample Flow Rate (milliliters per minute)
Sample ID Code	# Containers	Material Code	Volume	Preservative	Total Volume Added In Field	Final pH			
MW-19A	3	CG	40 mL	HCl	None	Not Required	8260 (App. 1 FL)	SS ESP	100
MW-19A	2	CG	40 mL	6°C	None	Not Required	8011	SS ESP	100
MW-19A	1	PE	250 mL	6°C	None	Not Required	Chloride, Nitrate, TDS	SS ESP	1136
MW-19A	1	PE	250 mL	H_2SO_4	None	<2	Ammonia	SS ESP	1136
MW-19A	1	PE	250 mL	HNO_3	None	<2	Metals	SS ESP	1136

Remarks:

ORP= 369.6

MATERIAL CODES: AG = Amber Glass; **CG** = Clear Glass; **HDPE** = High Density Polyethylene; **LDPE** = Low Density Polyethylene; **PP** = Polypropylene; **S** = Silicone; **T** = Teflon; **O** = Other (Specify)

SAMPLING EQUIPMENT CODES: APP = After (Through) Peristaltic Pump; **B** = Bailer; **BP** = Bladder Pump; **ESP** = Electric Submersible Pump; **SS ESP** = Stainless Steel Electric Submersible Pump; **RFPP** = Reverse Flow Peristaltic Pump; **SM** = Straw Method (Tubing Gravity Drain); **O** = Other (Specify)

WELL CAPACITY (Gallons Per Foot): 0.75" = 0.02; 1" = 0.04; 1.25" = 0.06; 2" = 0.16; 3" = 0.37; 4" = 0.65; 5" = 1.02; 6" = 1.47; 12" = 5.88

TUBING INSIDE DIA. CAPACITY (Gal./Ft.): 1/8" = 0.0006; 3/16" = 0.0014; 1/4" = 0.0026; 5/16" = 0.004; 3/8" = 0.006; 1/2" = 0.010; 5/8" = 0.016

NOTES: 1. The above do not constitute all of the information required by Chapter 62-160, F.A.C.

2. STABILIZATION CRITERIA FOR RANGE OF VARIATION OF LAST THREE CONSECUTIVE READINGS (SEE FS 2212, SECTION 3)

pH: ± 0.2 units **Temperature:** ± 0.2 °C **Specific Conductance**: ± 5% **Dissolved Oxygen:** all readings ≤ 20% saturation (see Table FS 2200-2); optionally, ± 0.2 mg/L or ± 10% (whichever is greater) **Turbidity:** all readings ≤ 20 NTU; optionally ± 5 NTU or ± 10% (whichever is greater)

ITS Revision 1.0 Date: 11/06/19

IDEAL TECH SERVICES, INC. GROUNDWATER SAMPLE LOG

Site Name: Angelo's Aggregate Materials, LTD Enterprise Class III Landfill	Site Location: Pasco County, Florida
Well No: **MW-20B**	WACS Well Number: 28990
Date: 3/15/21	

Purging Data

Well Diameter (inches):	Tubing Diameter (inches):	Well Screen Interval (ft):	Static Depth to Water (ft):	Purge Pump Type:
2	0.375	52.84 to 72.84	57.85	SS ESP

Well Volume Purge: 1 Well Volume = (Total Well Depth - Static Depth To Water) * Well Capacity (gal/ft)

= (72.84 Feet - 57.85 Feet) * 0.16 Gallons/Ft= 2.40 Gallons

Equipment Volume Purge: 1 Equipment Vol. = Pump Volume + (Tubing Capacity * Tubing Length) + Flow Cell Volume (FCV)

Gallons + (0.006 Gallons/Ft * Feet) + 0.032 FCV = Gallons

Initial Pump or Tubing Depth In Well (ft):	Final Pump or Tubing Depth In Well (ft):	Purging Initiated At:	Purging Ended At:	Total Volume Purged (gal):
59.00	59.00	1150	1224	6.80

Time	Volume Purged (gallons)	Total Volume Purged (gallons)	Purge Rate (gpm)	Depth to Water (feet)	pH (standard units)	Temp (°C)	COND (µS/cm)	Dissolved Oxygen (mg/L)	Turbidity (NTUs)	COLOR (describe)	ODOR (describe)
1218	5.60	5.60	.20	57.89	6.85	25.9	407	4.66	19.00	none	none
1221	0.60	6.20	.20	57.89	6.97	25.9	406	4.62	16.90	none	none
1224	0.60	6.80	.20	57.89	7.04	26.0	406	4.60	12.80	none	none

SAMPLING DATA

Sampled By: Ideal Tech Services, Inc. Chris Monaco or Karen LeBeau	Signature:	Sampling Initiated At: 1224	Sampling Ended At: 1228
Pump or Tubing Depth in Well (ft): 59.00	Tubing Material Code: PE	Field Filtered: ☐ YES ☑ NO Filtration Equipment Type: polyethersulphone	Filter Size: (µm)
Field Decontamination Pump: ☑ YES ☐ NO	Tubing Replaced: ☑ YES ☐ NO	Duplicate: ☐ YES ☑ NO	

Sample Container Specifications				Sample Preservation (including wet ice)			Intended Analysis and/or Method	Sampling Equipment Code	Sample Flow Rate (milliliters per minute)
Sample ID Code	# Containers	Material Code	Volume	Preservative	Total Volume Added In Field	Final pH			
MW-20B	3	CG	40 mL	HCl	None	Not Required	8260 (App. 1 FL)	SS ESP	100
MW-20B	2	CG	40 mL	6°C	None	Not Required	8011	SS ESP	100
MW-20B	1	PE	250 mL	6°C	None	Not Required	Chloride, Nitrate, TDS	SS ESP	757
MW-20B	1	PE	250 mL	H_2SO_4	None	<2	Ammonia	SS ESP	757
MW-20B	1	PE	250 mL	HNO_3	None	<2	Metals	SS ESP	757

Remarks: NTU @ metals = 11.50

ORP= 265.1

MATERIAL CODES: AG = Amber Glass; **CG** = Clear Glass; **HDPE** = High Density Polyethylene; **LDPE** = Low Density Polyethylene; **PP** = Polypropylene; **S** = Silicone; **T** = Teflon; **O** = Other (Specify)

SAMPLING EQUIPMENT CODES: APP = After (Through) Peristaltic Pump; **B** = Bailer; **BP** = Bladder Pump; **ESP** = Electric Submersible Pump; **SS ESP** = Stainless Steel Electric Submersible Pump; **RFPP** = Reverse Flow Peristaltic Pump; **SM** = Straw Method (Tubing Gravity Drain); **O** = Other (Specify)

WELL CAPACITY (Gallons Per Foot): 0.75" = 0.02; 1" = 0.04; 1.25" = 0.06; 2" = 0.16; 3" = 0.37; 4" = 0.65; 5" = 1.02; 6" = 1.47; 12" = 5.88

TUBING INSIDE DIA. CAPACITY (Gal./Ft.): 1/8" = 0.0006; 3/16" = 0.0014; 1/4" = 0.0026; 5/16" = 0.004; 3/8" = 0.006; 1/2" = 0.010; 5/8" = 0.016

NOTES: 1. The above do not constitute all of the information required by Chapter 62-160, F.A.C.

2. STABILIZATION CRITERIA FOR RANGE OF VARIATION OF LAST THREE CONSECUTIVE READINGS (SEE FS 2212, SECTION 3)

pH: ± 0.2 units **Temperature:** ± 0.2 °C **Specific Conductance**: ± 5% **Dissolved Oxygen:** all readings ≤ 20% saturation (see Table FS 2200-2); optionally, ± 0.2 mg/L or ± 10% (whichever is greater) **Turbidity:** all readings ≤ 20 NTU; optionally ± 5 NTU or ± 10% (whichever is greater)

ITS Revision 1.0 Date: 11/06/19

IDEAL TECH SERVICES, INC. GROUNDWATER SAMPLE LOG

Site Name: Angelo's Aggregate Materials, LTD Enterprise Class III Landfill	Site Location: Pasco County, Florida	
Well No: **MW-21A**	WACS Well Number: 30530	Date: 3/15/21

Purging Data

Well Diameter (inches):	Tubing Diameter (inches):	Well Screen Interval (ft):	Static Depth to Water (ft):	Purge Pump Type:
2	0.375	78 to 98	23.72	SS ESP

Well Volume Purge: 1 Well Volume = (Total Well Depth - Static Depth To Water) * Well Capacity (gal/ft)

= (98.10 Feet - 23.72 Feet) * 0.16 Gallons/Ft= 11.90 Gallons

Equipment Volume Purge: 1 Equipment Vol. = Pump Volume + (Tubing Capacity * Tubing Length) + Flow Cell Volume (FCV)

Gallons + (0.006 Gallons/Ft * Feet) + 0.032 FCV = Gallons

Initial Pump or Tubing Depth In Well (ft):	Final Pump or Tubing Depth In Well (ft):	Purging Initiated At:	Purging Ended At:	Total Volume Purged (gal):
25.50	26.50	1411	1427	20.00

Time	Volume Purged (gallons)	Total Volume Purged (gallons)	Purge Rate (gpm)	Depth to Water (feet)	pH (standard units)	Temp (°C)	COND (µS/cm)	Dissolved Oxygen (mg/L)	Turbidity (NTUs)	COLOR (describe)	ODOR (describe)
1421	12.50	12.50	1.25	25.19	6.36	24.2	66	5.00	2.00	none	none
1424	3.75	16.25	1.25	25.19	6.40	24.2	66	5.11	2.50	none	none
1427	3.75	20.00	1.25	25.19	6.46	24.2	65	5.29	2.50	none	none

SAMPLING DATA

Sampled By: Ideal Tech Services, Inc. Chris Monaco or Karen LeBeau	Signature:	Sampling Initiated At: 1427	Sampling Ended At: 1435
Pump or Tubing Depth in Well (ft): 26.50	Tubing Material Code: PE	Field Filtered: ☐ YES ☑ NO Filtration Equipment Type: polyethersulphone	Filter Size: (µm)
Field Decontamination Pump: ☑ YES ☐ NO	Tubing Replaced: ☑ YES ☐ NO	Duplicate: ☑ YES ☐ NO	

Sample Container Specifications				Sample Preservation (including wet ice)			Intended Analysis and/or Method	Sampling Equipment Code	Sample Flow Rate (milliliters per minute)
Sample ID Code	# Containers	Material Code	Volume	Preservative	Total Volume Added In Field	Final pH			
MW-21A	6	CG	40 mL	HCl	None	Not Required	8260 (App. 1 FL)	SS ESP	100
MW-21A	4	CG	40 mL	6°C	None	Not Required	8011	SS ESP	100
MW-21A	2	PE	250 mL	6°C	None	Not Required	Chloride, Nitrate, TDS	SS ESP	1136
MW-21A	2	PE	250 mL	H_2SO_4	None	<2	Ammonia	SS ESP	1136
MW-21A	2	PE	250 mL	HNO_3	None	<2	Metals	SS ESP	1136

Remarks:

ORP= 312.8

MATERIAL CODES: AG = Amber Glass; **CG** = Clear Glass; **HDPE** = High Density Polyethylene; **LDPE** = Low Density Polyethylene; **PP** = Polypropylene; **S** = Silicone; **T** = Teflon; **O** = Other (Specify)

SAMPLING EQUIPMENT CODES: APP = After (Through) Peristaltic Pump; **B** = Bailer; **BP** = Bladder Pump; **ESP** = Electric Submersible Pump; **SS ESP** = Stainless Steel Electric Submersible Pump; **RFPP** = Reverse Flow Peristaltic Pump; **SM** = Straw Method (Tubing Gravity Drain); **O** = Other (Specify)

WELL CAPACITY (Gallons Per Foot): 0.75" = 0.02; 1" = 0.04; 1.25" = 0.06; 2" = 0.16; 3" = 0.37; 4" = 0.65; 5" = 1.02; 6" = 1.47; 12" = 5.88

TUBING INSIDE DIA. CAPACITY (Gal./Ft.): 1/8" = 0.0006; 3/16" = 0.0014; 1/4" = 0.0026; 5/16" = 0.004; 3/8" = 0.006; 1/2" = 0.010; 5/8" = 0.016

NOTES: 1. The above do not constitute all of the information required by Chapter 62-160, F.A.C.

2. STABILIZATION CRITERIA FOR RANGE OF VARIATION OF LAST THREE CONSECUTIVE READINGS (SEE FS 2212, SECTION 3)

pH: ± 0.2 units **Temperature:** ± 0.2 °C **Specific Conductance**: ± 5% **Dissolved Oxygen:** all readings ≤ 20% saturation (see Table FS 2200-2); optionally, ± 0.2 mg/L or ± 10% (whichever is greater) **Turbidity:** all readings ≤ 20 NTU; optionally ± 5 NTU or ± 10% (whichever is greater)

ITS Revision 1.0 Date: 11/06/19

IDEAL TECH SERVICES, INC. GROUNDWATER SAMPLE LOG

Site Name: Angelo's Aggregate Materials, LTD Enterprise Class III Landfill	Site Location: Pasco County, Florida	
Well No: **MW-22A**	WACS Well Number: 30532	Date: 3/15/21

Purging Data

Well Diameter (inches):	Tubing Diameter (inches):	Well Screen Interval (ft):	Static Depth to Water (ft):	Purge Pump Type:
2	0.375	31 to 41	27.31	SS ESP

Well Volume Purge: 1 Well Volume = (Total Well Depth - Static Depth To Water) * Well Capacity (gal/ft)

= (41.21 Feet - 27.31 Feet) * 0.16 Gallons/Ft= Gallons

Equipment Volume Purge: 1 Equipment Vol. = Pump Volume + (Tubing Capacity * Tubing Length) + Flow Cell Volume (FCV)

Gallons + (0.006 Gallons/Ft * 41 Feet) + 0.032 FCV = 0.278 Gallons

Initial Pump or Tubing Depth In Well (ft):	Final Pump or Tubing Depth In Well (ft):	Purging Initiated At:	Purging Ended At:	Total Volume Purged (gal):
36.00	36.00	1536	1548	1.20

Time	Volume Purged (gallons)	Total Volume Purged (gallons)	Purge Rate (gpm)	Depth to Water (feet)	pH (standard units)	Temp (°C)	COND (µS/cm)	Dissolved Oxygen (mg/L)	Turbidity (NTUs)	COLOR (describe)	ODOR (describe)
1544	0.80	0.80	.10	28.44	6.84	26.1	226	3.38	9.10	none	none
1546	0.20	1.00	.10	28.44	6.82	26.2	224	3.35	6.90	none	none
1548	0.20	1.20	.10	28.45	6.76	26.2	222	3.34	6.00	none	none

SAMPLING DATA

Sampled By: Ideal Tech Services, Inc. Chris Monaco or Karen LeBeau	Signature:	Sampling Initiated At: 1548	Sampling Ended At: 1552
Pump or Tubing Depth in Well (ft): 36.00	Tubing Material Code: PE	Field Filtered: ☐ YES ☑ NO Filtration Equipment Type: polyethersulphone	Filter Size: (µm)
Field Decontamination Pump: ☑ YES ☐ NO	Tubing Replaced: ☑ YES ☐ NO	Duplicate: ☐ YES ☑ NO	

Sample Container Specifications				Sample Preservation (including wet ice)			Intended Analysis and/or Method	Sampling Equipment Code	Sample Flow Rate (milliliters per minute)
Sample ID Code	# Containers	Material Code	Volume	Preservative	Total Volume Added In Field	Final pH			
MW-22A	3	CG	40 mL	HCl	None	Not Required	8260 (App. 1 FL)	SS ESP	100
MW-22A	2	CG	40 mL	6°C	None	Not Required	8011	SS ESP	100
MW-22A	1	PE	250 mL	6°C	None	Not Required	Chloride, Nitrate, TDS	SS ESP	379
MW-22A	1	PE	250 mL	H_2SO_4	None	<2	Ammonia	SS ESP	379
MW-22A	1	PE	250 mL	HNO_3	None	<2	Metals	SS ESP	379

Remarks:

ORP= 122.8

MATERIAL CODES: AG = Amber Glass; **CG** = Clear Glass; **HDPE** = High Density Polyethylene; **LDPE** = Low Density Polyethylene; **PP** = Polypropylene; **S** = Silicone; **T** = Teflon; **O** = Other (Specify)

SAMPLING EQUIPMENT CODES: APP = After (Through) Peristaltic Pump; **B** = Bailer; **BP** = Bladder Pump; **ESP** = Electric Submersible Pump; **SS ESP** = Stainless Steel Electric Submersible Pump; **RFPP** = Reverse Flow Peristaltic Pump; **SM** = Straw Method (Tubing Gravity Drain); **O** = Other (Specify)

WELL CAPACITY (Gallons Per Foot): 0.75" = 0.02; 1" = 0.04; 1.25" = 0.06; 2" = 0.16; 3" = 0.37; 4" = 0.65; 5" = 1.02; 6" = 1.47; 12" = 5.88

TUBING INSIDE DIA. CAPACITY (Gal./Ft.): 1/8" = 0.0006; 3/16" = 0.0014; 1/4" = 0.0026; 5/16" = 0.004; 3/8" = 0.006; 1/2" = 0.010; 5/8" = 0.016

NOTES: 1. The above do not constitute all of the information required by Chapter 62-160, F.A.C.

2. STABILIZATION CRITERIA FOR RANGE OF VARIATION OF LAST THREE CONSECUTIVE READINGS (SEE FS 2212, SECTION 3)

pH: ± 0.2 units **Temperature:** ± 0.2 °C **Specific Conductance**: ± 5% **Dissolved Oxygen:** all readings ≤ 20% saturation (see Table FS 2200-2); optionally, ± 0.2 mg/L or ± 10% (whichever is greater) **Turbidity:** all readings ≤ 20 NTU; optionally ± 5 NTU or ± 10% (whichever is greater)

ITS Revision 1.0 Date: 11/06/19

IDEAL TECH SERVICES, INC. GROUNDWATER SAMPLE LOG

Site Name: Angelo's Aggregate Materials, LTD Enterprise Class III Landfill	Site Location: Pasco County, Florida
Well No: **MW-22B**	WACS Well Number: 30533
Date: 3/15/21	

Purging Data

Well Diameter (inches):	Tubing Diameter (inches):	Well Screen Interval (ft):	Static Depth to Water (ft):	Purge Pump Type:
2	0.375	84 to 94	27.69	SS ESP

Well Volume Purge: 1 Well Volume = (Total Well Depth - Static Depth To Water) * Well Capacity (gal/ft)

= (94.20 Feet - 27.69 Feet) * 0.16 Gallons/Ft= Gallons

Equipment Volume Purge: 1 Equipment Vol. = Pump Volume + (Tubing Capacity * Tubing Length) + Flow Cell Volume (FCV)

Gallons + (0.006 Gallons/Ft * 95 Feet) + 0.032 FCV = 0.602 Gallons

Initial Pump or Tubing Depth In Well (ft):	Final Pump or Tubing Depth In Well (ft):	Purging Initiated At:	Purging Ended At:	Total Volume Purged (gal):
89.00	89.00	1443	1524	10.25

Time	Volume Purged (gallons)	Total Volume Purged (gallons)	Purge Rate (gpm)	Depth to Water (feet)	pH (standard units)	Temp (°C)	COND (µS/cm)	Dissolved Oxygen (mg/L)	Turbidity (NTUs)	COLOR (describe)	ODOR (describe)
1518	8.75	8.75	.25	27.79	7.42	24.8	251	3.28	19.90	none	none
1521	0.75	9.50	.25	27.79	7.45	24.9	251	3.31	14.90	none	none
1524	0.75	10.25	.25	27.79	7.47	24.9	253	3.28	10.60	none	none

SAMPLING DATA

Sampled By: Ideal Tech Services, Inc. Chris Monaco or Karen LeBeau	Signature:	Sampling Initiated At: 1524	Sampling Ended At: 1528
Pump or Tubing Depth in Well (ft): 89.00	Tubing Material Code: PE	Field Filtered: ☐ YES ☑ NO Filtration Equipment Type: polyethersulphone	Filter Size: (µm)
Field Decontamination Pump: ☑ YES ☐ NO	Tubing Replaced: ☑ YES ☐ NO	Duplicate: ☐ YES ☑ NO	

Sample Container Specifications				Sample Preservation (including wet ice)			Intended Analysis and/or Method	Sampling Equipment Code	Sample Flow Rate (milliliters per minute)
Sample ID Code	# Containers	Material Code	Volume	Preservative	Total Volume Added In Field	Final pH			
MW-22B	3	CG	40 mL	HCl	None	Not Required	8260 (App. 1 FL)	SS ESP	100
MW-22B	2	CG	40 mL	6°C	None	Not Required	8011	SS ESP	100
MW-22B	1	PE	250 mL	6°C	None	Not Required	Chloride, Nitrate, TDS	SS ESP	946
MW-22B	1	PE	250 mL	H_2SO_4	None	<2	Ammonia	SS ESP	946
MW-22B	1	PE	250 mL	HNO_3	None	<2	Metals	SS ESP	946

Remarks:

ORP= 250.8

MATERIAL CODES: AG = Amber Glass; **CG** = Clear Glass; **HDPE** = High Density Polyethylene; **LDPE** = Low Density Polyethylene; **PP** = Polypropylene; **S** = Silicone; **T** = Teflon; **O** = Other (Specify)

SAMPLING EQUIPMENT CODES: APP = After (Through) Peristaltic Pump; **B** = Bailer; **BP** = Bladder Pump; **ESP** = Electric Submersible Pump; **SS ESP** = Stainless Steel Electric Submersible Pump; **RFPP** = Reverse Flow Peristaltic Pump; **SM** = Straw Method (Tubing Gravity Drain); **O** = Other (Specify)

WELL CAPACITY (Gallons Per Foot): 0.75" = 0.02; 1" = 0.04; 1.25" = 0.06; 2" = 0.16; 3" = 0.37; 4" = 0.65; 5" = 1.02; 6" = 1.47; 12" = 5.88

TUBING INSIDE DIA. CAPACITY (Gal./Ft.): 1/8" = 0.0006; 3/16" = 0.0014; 1/4" = 0.0026; 5/16" = 0.004; 3/8" = 0.006; 1/2" = 0.010; 5/8" = 0.016

NOTES: 1. The above do not constitute all of the information required by Chapter 62-160, F.A.C.

2. STABILIZATION CRITERIA FOR RANGE OF VARIATION OF LAST THREE CONSECUTIVE READINGS (SEE FS 2212, SECTION 3)

pH: ± 0.2 units **Temperature:** ± 0.2 °C **Specific Conductance**: ± 5% **Dissolved Oxygen:** all readings ≤ 20% saturation (see Table FS 2200-2); optionally, ± 0.2 mg/L or ± 10% (whichever is greater) **Turbidity:** all readings ≤ 20 NTU; optionally ± 5 NTU or ± 10% (whichever is greater)

ITS Revision 1.0 Date: 11/06/19

IDEAL TECH SERVICES, INC. GROUNDWATER SAMPLE LOG

Site Name: Angelo's Aggregate Materials, LTD Enterprise Class III Landfill	Site Location: Pasco County, Florida	
Well No: **MW-23B**	WACS Well Number: 30535	Date: 3/15/21

Purging Data

Well Diameter (inches):	Tubing Diameter (inches):	Well Screen Interval (ft):	Static Depth to Water (ft):	Purge Pump Type:
2	0.375	29 to 49	27.26	SS ESP

Well Volume Purge: 1 Well Volume = (Total Well Depth - Static Depth To Water) * Well Capacity (gal/ft)

= (49.30 Feet - 27.26 Feet) * 0.16 Gallons/Ft= 3.53 Gallons

Equipment Volume Purge: 1 Equipment Vol. = Pump Volume + (Tubing Capacity * Tubing Length) + Flow Cell Volume (FCV)

Gallons + (0.006 Gallons/Ft * Feet) + 0.032 FCV = Gallons

Initial Pump or Tubing Depth In Well (ft):	Final Pump or Tubing Depth In Well (ft):	Purging Initiated At:	Purging Ended At:	Total Volume Purged (gal):
28.50	28.50	1610	1622	6.00

Time	Volume Purged (gallons)	Total Volume Purged (gallons)	Purge Rate (gpm)	Depth to Water (feet)	pH (standard units)	Temp (°C)	COND (µS/cm)	Dissolved Oxygen (mg/L)	Turbidity (NTUs)	COLOR (describe)	ODOR (describe)
1618	4.00	4.00	.50	27.54	6.69	25.4	658	3.50	.40	none	none
1620	1.00	5.00	.50	27.55	6.68	25.3	660	3.48	.70	none	none
1622	1.00	6.00	.50	27.55	6.68	25.3	657	3.53	.60	none	none

SAMPLING DATA

Sampled By: Ideal Tech Services, Inc. Chris Monaco or Karen LeBeau	Signature:	Sampling Initiated At: 1622	Sampling Ended At: 1627
Pump or Tubing Depth in Well (ft): 28.50	Tubing Material Code: PE	Field Filtered: ☐ YES ☑ NO Filtration Equipment Type: polyethersulphone	Filter Size: (µm)
Field Decontamination Pump: ☑ YES ☐ NO	Tubing Replaced: ☑ YES ☐ NO	Duplicate: ☐ YES ☑ NO	

Sample Container Specifications				Sample Preservation (including wet ice)			Intended Analysis and/or Method	Sampling Equipment Code	Sample Flow Rate (milliliters per minute)
Sample ID Code	# Containers	Material Code	Volume	Preservative	Total Volume Added In Field	Final pH			
MW-23B	3	CG	40 mL	HCl	None	Not Required	8260 (App. 1 FL)	SS ESP	100
MW-23B	2	CG	40 mL	6°C	None	Not Required	8011	SS ESP	100
MW-23B	1	PE	250 mL	6°C	None	Not Required	Chloride, Nitrate, TDS	SS ESP	1136
MW-23B	1	PE	250 mL	H_2SO_4	None	<2	Ammonia	SS ESP	1136
MW-23B	1	PE	250 mL	HNO_3	None	<2	Metals	SS ESP	1136

Remarks:

ORP= 279.3

MATERIAL CODES: AG = Amber Glass; **CG** = Clear Glass; **HDPE** = High Density Polyethylene; **LDPE** = Low Density Polyethylene; **PP** = Polypropylene; **S** = Silicone; **T** = Teflon; **O** = Other (Specify)

SAMPLING EQUIPMENT CODES: APP = After (Through) Peristaltic Pump; **B** = Bailer; **BP** = Bladder Pump; **ESP** = Electric Submersible Pump; **SS ESP** = Stainless Steel Electric Submersible Pump; **RFPP** = Reverse Flow Peristaltic Pump; **SM** = Straw Method (Tubing Gravity Drain); **O** = Other (Specify)

WELL CAPACITY (Gallons Per Foot): 0.75" = 0.02; 1" = 0.04; 1.25" = 0.06; 2" = 0.16; 3" = 0.37; 4" = 0.65; 5" = 1.02; 6" = 1.47; 12" = 5.88

TUBING INSIDE DIA. CAPACITY (Gal./Ft.): 1/8" = 0.0006; 3/16" = 0.0014; 1/4" = 0.0026; 5/16" = 0.004; 3/8" = 0.006; 1/2" = 0.010; 5/8" = 0.016

NOTES: 1. The above do not constitute all of the information required by Chapter 62-160, F.A.C.

2. STABILIZATION CRITERIA FOR RANGE OF VARIATION OF LAST THREE CONSECUTIVE READINGS (SEE FS 2212, SECTION 3)

pH: ± 0.2 units **Temperature:** ± 0.2 °C **Specific Conductance**: ± 5% **Dissolved Oxygen:** all readings ≤ 20% saturation (see Table FS 2200-2); optionally, ± 0.2 mg/L or ± 10% (whichever is greater) **Turbidity:** all readings ≤ 20 NTU; optionally ± 5 NTU or ± 10% (whichever is greater)

ITS Revision 1.0 Date: 11/06/19

IDEAL TECH SERVICES, INC. GROUNDWATER SAMPLE LOG

Site Name: Angelo's Aggregate Materials, LTD Enterprise Class III Landfill	Site Location: Pasco County, Florida	
Well No: **MW-24A**	WACS Well Number: 30607	Date: 3/15/21

Purging Data

Well Diameter (inches):	Tubing Diameter (inches):	Well Screen Interval (ft):	Static Depth to Water (ft):	Purge Pump Type:
2	0.375	23 to 43	25.64	SS ESP

Well Volume Purge: 1 Well Volume = (Total Well Depth - Static Depth To Water) * Well Capacity (gal/ft)

= (43.75 Feet - 25.64 Feet) * 0.16 Gallons/Ft= 2.90 Gallons

Equipment Volume Purge: 1 Equipment Vol. = Pump Volume + (Tubing Capacity * Tubing Length) + Flow Cell Volume (FCV)

Gallons + (0.006 Gallons/Ft * Feet) + 0.032 FCV = Gallons

Initial Pump or Tubing Depth In Well (ft):	Final Pump or Tubing Depth In Well (ft):	Purging Initiated At:	Purging Ended At:	Total Volume Purged (gal):
30.00	31.50	1309	1357	7.20

Time	Volume Purged (gallons)	Total Volume Purged (gallons)	Purge Rate (gpm)	Depth to Water (feet)	pH (standard units)	Temp (°C)	COND (µS/cm)	Dissolved Oxygen (mg/L)	Turbidity (NTUs)	COLOR (describe)	ODOR (describe)
1347	5.70	5.70	.15	30.03	4.97	25.2	61	6.19	16.80	none	none
1352	0.75	6.45	.15	30.18	4.95	25.3	62	6.18	12.50	none	none
1357	0.75	7.20	.15	30.33	5.01	25.3	62	6.21	14.00	none	none

SAMPLING DATA

Sampled By: Ideal Tech Services, Inc. Chris Monaco or Karen LeBeau	Signature:	Sampling Initiated At: 1357	Sampling Ended At: 1401
Pump or Tubing Depth in Well (ft): 31.50	Tubing Material Code: PE	Field Filtered: ☐ YES ☑ NO Filtration Equipment Type: polyethersulphone	Filter Size: (µm)
Field Decontamination Pump: ☑ YES ☐ NO	Tubing Replaced: ☑ YES ☐ NO	Duplicate: ☐ YES ☑ NO	

Sample Container Specifications				Sample Preservation (including wet ice)			Intended Analysis and/or Method	Sampling Equipment Code	Sample Flow Rate (milliliters per minute)
Sample ID Code	# Containers	Material Code	Volume	Preservative	Total Volume Added In Field	Final pH			
MW-24A	3	CG	40 mL	HCl	None	Not Required	8260 (App. 1 FL)	SS ESP	100
MW-24A	2	CG	40 mL	6°C	None	Not Required	8011	SS ESP	100
MW-24A	1	PE	250 mL	6°C	None	Not Required	Chloride, Nitrate, TDS	SS ESP	568
MW-24A	1	PE	250 mL	H_2SO_4	None	<2	Ammonia	SS ESP	568
MW-24A	1	PE	250 mL	HNO_3	None	<2	Metals	SS ESP	568

Remarks: NTU @ metals = 13.50

ORP= 403.3

MATERIAL CODES: AG = Amber Glass; **CG** = Clear Glass; **HDPE** = High Density Polyethylene; **LDPE** = Low Density Polyethylene; **PP** = Polypropylene; **S** = Silicone; **T** = Teflon; **O** = Other (Specify)

SAMPLING EQUIPMENT CODES: APP = After (Through) Peristaltic Pump; **B** = Bailer; **BP** = Bladder Pump; **ESP** = Electric Submersible Pump; **SS ESP** = Stainless Steel Electric Submersible Pump; **RFPP** = Reverse Flow Peristaltic Pump; **SM** = Straw Method (Tubing Gravity Drain); **O** = Other (Specify)

WELL CAPACITY (Gallons Per Foot): 0.75" = 0.02; 1" = 0.04; 1.25" = 0.06; 2" = 0.16; 3" = 0.37; 4" = 0.65; 5" = 1.02; 6" = 1.47; 12" = 5.88

TUBING INSIDE DIA. CAPACITY (Gal./Ft.): 1/8" = 0.0006; 3/16" = 0.0014; 1/4" = 0.0026; 5/16" = 0.004; 3/8" = 0.006; 1/2" = 0.010; 5/8" = 0.016

NOTES: 1. The above do not constitute all of the information required by Chapter 62-160, F.A.C.

2. STABILIZATION CRITERIA FOR RANGE OF VARIATION OF LAST THREE CONSECUTIVE READINGS (SEE FS 2212, SECTION 3)

pH: ± 0.2 units **Temperature:** ± 0.2 °C **Specific Conductance**: ± 5% **Dissolved Oxygen:** all readings ≤ 20% saturation (see Table FS 2200-2); optionally, ± 0.2 mg/L or ± 10% (whichever is greater) **Turbidity:** all readings ≤ 20 NTU; optionally ± 5 NTU or ± 10% (whichever is greater)

ITS Revision 1.0 Date: 11/06/19

IDEAL TECH SERVICES, INC. GROUNDWATER SAMPLE LOG

Site Name: Angelo's Aggregate Materials, LTD Enterprise Class III Landfill	Site Location: Pasco County, Florida	
Well No: **MW-24B**	WACS Well Number: 30608	Date: 3/15/21

Purging Data

Well Diameter (inches):	Tubing Diameter (inches):	Well Screen Interval (ft):	Static Depth to Water (ft):	Purge Pump Type:
2	0.375	84 to 94	26.02	SS ESP

Well Volume Purge: 1 Well Volume = (Total Well Depth - Static Depth To Water) * Well Capacity (gal/ft)

= (94.11 Feet - 26.02 Feet) * 0.16 Gallons/Ft= Gallons

Equipment Volume Purge: 1 Equipment Vol. = Pump Volume + (Tubing Capacity * Tubing Length) + Flow Cell Volume (FCV)

Gallons + (0.006 Gallons/Ft * 97 Feet) + 0.032 FCV = 0.614 Gallons

Initial Pump or Tubing Depth In Well (ft):	Final Pump or Tubing Depth In Well (ft):	Purging Initiated At:	Purging Ended At:	Total Volume Purged (gal):
89.00	89.00	1239	1258	3.80

Time	Volume Purged (gallons)	Total Volume Purged (gallons)	Purge Rate (gpm)	Depth to Water (feet)	pH (standard units)	Temp (°C)	COND (µS/cm)	Dissolved Oxygen (mg/L)	Turbidity (NTUs)	COLOR (describe)	ODOR (describe)
1254	3.00	3.00	.20	26.83	7.50	24.8	213	4.75	16.30	none	none
1256	0.40	3.40	.20	26.83	7.55	24.8	212	4.83	10.60	none	none
1258	0.40	3.80	.20	26.83	7.58	24.9	211	4.87	8.40	none	none

SAMPLING DATA

Sampled By: Ideal Tech Services, Inc. Chris Monaco or Louis Contento	Signature:	Sampling Initiated At: 1258	Sampling Ended At: 1303
Pump or Tubing Depth in Well (ft): 89.00	Tubing Material Code: PE	Field Filtered: ☐ YES ☑ NO Filtration Equipment Type: polyethersulphone	Filter Size: (µm)
Field Decontamination Pump: ☑ YES ☐ NO	Tubing Replaced: ☑ YES ☐ NO	Duplicate: ☐ YES ☑ NO	

Sample Container Specifications				Sample Preservation (including wet ice)			Intended Analysis and/or Method	Sampling Equipment Code	Sample Flow Rate (milliliters per minute)
Sample ID Code	# Containers	Material Code	Volume	Preservative	Total Volume Added In Field	Final pH			
MW-24B	3	CG	40 mL	HCl	None	Not Required	8260 (App. 1 FL)	SS ESP	100
MW-24B	2	CG	40 mL	6°C	None	Not Required	8011	SS ESP	100
MW-24B	1	PE	250 mL	6°C	None	Not Required	Chloride, Nitrate, TDS	SS ESP	757
MW-24B	1	PE	250 mL	H_2SO_4	None	<2	Ammonia	SS ESP	757
MW-24B	1	PE	250 mL	HNO_3	None	<2	Metals	SS ESP	757

Remarks:

ORP= 244.1

MATERIAL CODES: AG = Amber Glass; **CG** = Clear Glass; **HDPE** = High Density Polyethylene; **LDPE** = Low Density Polyethylene; **PP** = Polypropylene; **S** = Silicone; **T** = Teflon; **O** = Other (Specify)

SAMPLING EQUIPMENT CODES: APP = After (Through) Peristaltic Pump; **B** = Bailer; **BP** = Bladder Pump; **ESP** = Electric Submersible Pump; **SS ESP** = Stainless Steel Electric Submersible Pump; **RFPP** = Reverse Flow Peristaltic Pump; **SM** = Straw Method (Tubing Gravity Drain); **O** = Other (Specify)

WELL CAPACITY (Gallons Per Foot): 0.75" = 0.02; 1" = 0.04; 1.25" = 0.06; 2" = 0.16; 3" = 0.37; 4" = 0.65; 5" = 1.02; 6" = 1.47; 12" = 5.88

TUBING INSIDE DIA. CAPACITY (Gal./Ft.): 1/8" = 0.0006; 3/16" = 0.0014; 1/4" = 0.0026; 5/16" = 0.004; 3/8" = 0.006; 1/2" = 0.010; 5/8" = 0.016

NOTES: 1. The above do not constitute all of the information required by Chapter 62-160, F.A.C.

2. STABILIZATION CRITERIA FOR RANGE OF VARIATION OF LAST THREE CONSECUTIVE READINGS (SEE FS 2212, SECTION 3)

pH: ± 0.2 units **Temperature:** ± 0.2 °C **Specific Conductance**: ± 5% **Dissolved Oxygen:** all readings ≤ 20% saturation (see Table FS 2200-2); optionally, ± 0.2 mg/L or ± 10% (whichever is greater) **Turbidity:** all readings ≤ 20 NTU; optionally ± 5 NTU or ± 10% (whichever is greater)

ITS Revision 1.0 Date: 11/06/19

IDEAL TECH SERVICES, INC. GROUNDWATER SAMPLE LOG

Site Name: Angelo's Aggregate Materials, LTD Enterprise Class III Landfill	Site Location: Pasco County, Florida
Well No: **Supply Well**	WACS Well Number: 21326
Date: 3/17/21	

Purging Data

Well Diameter (inches):	Tubing Diameter (inches):	Well Screen Interval (ft):	Static Depth to Water (ft):	Purge Pump Type:
6	0.375	unknown to unknown	NM	in place plumbing

Well Volume Purge: 1 Well Volume = (Total Well Depth - Static Depth To Water) * Well Capacity (gal/ft)

= (Feet - NM Feet) * 0.16 Gallons/Ft= Gallons

Equipment Volume Purge: 1 Equipment Vol. = Pump Volume + (Tubing Capacity * Tubing Length) + Flow Cell Volume (FCV)

Gallons + (Gallons/Ft * Feet) + 0.032 FCV = Gallons

Initial Pump or Tubing Depth In Well (ft):	Final Pump or Tubing Depth In Well (ft):	Purging Initiated At:	Purging Ended At:	Total Volume Purged (gal):
In place plumbing	In place plumbing	1231	1239	8.00

Time	Volume Purged (gallons)	Total Volume Purged (gallons)	Purge Rate (gpm)	Depth to Water (feet)	pH (standard units)	Temp (°C)	COND (µS/cm)	Dissolved Oxygen (mg/L)	Turbidity (NTUs)	COLOR (describe)	ODOR (describe)
1235	4.00	4.00	1.00	In	6.69	24.6	453	1.50	2.40	none	none
1237	2.00	6.00	1.00	Place	6.79	24.6	452	1.41	2.20	none	none
1239	2.00	8.00	1.00	Plumbing	6.81	24.6	453	1.33	2.00	none	none

SAMPLING DATA

Sampled By: Ideal Tech Services, Inc. Chris Monaco or Karen LeBeau	Signature:	Sampling Initiated At: 1239	Sampling Ended At: 1243

Pump or Tubing Depth in Well (ft):	Tubing Material Code:	Field Filtered: ☐ YES ☑ NO	Filter Size:
In place plumbing	PE	Filtration Equipment Type: polyethersulphone	(µm)

Field Decontamination Pump: ☑ YES ☐ NO Tubing Replaced: ☑ YES ☐ NO Duplicate: ☐ YES ☑ NO

Sample Container Specifications				Sample Preservation (including wet ice)			Intended Analysis and/or Method	Sampling Equipment Code	Sample Flow Rate (milliliters per minute)
Sample ID Code	# Containers	Material Code	Volume	Preservative	Total Volume Added In Field	Final pH			
Supply Well	3	CG	40 mL	HCl	None	Not Required	8260 (App. 1 FL)	in place plumbing	100
Supply Well	2	CG	40 mL	6°C	None	Not Required	8011	in place plumbing	100
Supply Well	1	PE	250 mL	6°C	None	Not Required	Chloride, Nitrate, TDS	in place plumbing	1136
Supply Well	1	PE	250 mL	H_2SO_4	None	<2	Ammonia	in place plumbing	1136
Supply Well	1	PE	250 mL	HNO_3	None	<2	Metals	in place plumbing	1136

Remarks:

ORP= 282.2

MATERIAL CODES: AG = Amber Glass; **CG** = Clear Glass; **HDPE** = High Density Polyethylene; **LDPE** = Low Density Polyethylene; **PP** = Polypropylene; **S** = Silicone; **T** = Teflon; **O** = Other (Specify)

SAMPLING EQUIPMENT CODES: APP = After (Through) Peristaltic Pump; **B** = Bailer; **BP** = Bladder Pump; **ESP** = Electric Submersible Pump; **SS ESP** = Stainless Steel Electric Submersible Pump; **RFPP** = Reverse Flow Peristaltic Pump; **SM** = Straw Method (Tubing Gravity Drain); **O** = Other (Specify)

WELL CAPACITY (Gallons Per Foot): 0.75" = 0.02; 1" = 0.04; 1.25" = 0.06; 2" = 0.16; 3" = 0.37; 4" = 0.65; 5" = 1.02; 6" = 1.47; 12" = 5.88

TUBING INSIDE DIA. CAPACITY (Gal./Ft.): 1/8" = 0.0006; 3/16" = 0.0014; 1/4" = 0.0026; 5/16" = 0.004; 3/8" = 0.006; 1/2" = 0.010; 5/8" = 0.016

NOTES: 1. The above do not constitute all of the information required by Chapter 62-160, F.A.C.

2. STABILIZATION CRITERIA FOR RANGE OF VARIATION OF LAST THREE CONSECUTIVE READINGS (SEE FS 2212, SECTION 3)

pH: ± 0.2 units **Temperature:** ± 0.2 °C **Specific Conductance**: ± 5% **Dissolved Oxygen:** all readings ≤ 20% saturation (see Table FS 2200-2); optionally, ± 0.2 mg/L or ± 10% (whichever is greater) **Turbidity:** all readings ≤ 20 NTU; optionally ± 5 NTU or ± 10% (whichever is greater)

ITS Revision 1.0 Date: 11/06/19

GROUNDWATER DATA FIRST SEMIANNUAL 2021

WELL NAME	CONTOUR MAP	TIME OF SAMPLING
	STATIC DEPTH TO WATER	DEPTH TO WATER
	(FT)	(FT)
MW-1A	DRY	NA
BW-1A	52.91	52.94
MW-1B	105.06	NA
BW-1B	53.62	53.66
MW-4	21.84	NS
MW-4B	28.10	28.10
MW-5AR	18.57	18.56
MW-5BR	25.92	25.92
MW-6	28.71	NS
MW-6B	29.17	29.20
MW-7A	31.65	31.65
MW-7BR	34.04	34.04
MW-8	35.33	NS
MW-8B	39.22	39.22
MW-9	29.51	NS
MW-9B	40.31	40.31
MW-10	37.24	NS
MW-10B	40.54	40.54
MW-11	34.92	NA
MW-11B	36.93	NA
MW-12A	51.96	NA
MW-12B	52.35	NA
MW-18B	83.59	83.59
MW-19A	58.79	58.79
MW-20B	57.85	57.85
MW-21A	23.72	23.72
MW-22A	27.31	27.31
MW-22B	27.69	27.69
MW-23B	27.26	27.26
MW-24A	25.64	25.64
MW-24B	26.02	26.02
P-6	33.84	NA
P-8	66.20	NA
P-10	63.49	NA
P-11	60.26	NA
SUPPLY WELL	NM	NM
MWC-1	NM	NM
MWC-2	NM	NM
MWC-3	NM	NM
MWB-11	34.92	34.91 (monthly event)

NA = Not Applicable NM = Not Measured NS = Not Sampled 3/15/21

CALIBRATION LOG

ITS Work Order Number: ARM-EL-76-031521

CLIENT: Angelo's Recycled Materials
ADDRESS: 41111 Enterprise Road
CITY, STATE: Dade City, FL 33525-1539
INITIAL CAL DATE @ TIME: 3/15/21 @ 0700

Site: Enterprice Class III Landfill
CCV CALIBRATION DATE @ TIME: 3/15/21 @ 1800

YSI Multi Parameter Meter: YSI-PRO+ ITS #4

pH Sensor Per DEP-SOP-001/01 FT 1100

STANDARD Standard Units	METER READING INITIAL	ICV (± 0.2 SU)	CCV (± 0.2 SU)	LOT NUMBER	EXP DATE
4.005	4.00	4.00	3.99	CC641962	Sep-21
7.000	7.00	7.00	6.97	CC642263	Sep-21
10.012	10.00	9.98	9.98	CC676281	Aug-22
Liquid Temp °C	20.9	20.9	24.3	Standards prepared by USA Blue Book	

Dissolved Oxygen Sensor Per DEP-SOP-001/01 FT 1500

Initial Calibration and CCV Daily for D.O. Date:

STANDARD (mg/L)	METER READING INITIAL	CCV (± 0.3 mg/L)	LOT NUMBER	EXPIRATION DATE
Barometer mm/Hg	761.8		No CCV Limit	
0.00	.04	.05	0GH1024	Aug-21
Ambient Air Temperature				
20.8 °C	8.93			
24.2 °C		8.31		

Zero D.O. standard is Sodium Sulfite, Cobalt Chloride Hexahydrate, Water prepared by USA Blue Book. Limit is ± 0.3 mg/L of theoretical value (see Table FT 1500-1)

ORP Sensor Per DEP-SOP-001/01 FT 2100

Start: **End:**

STANDARD (mV)	METER READING INITIAL	CCV	LOT NUMBER	EXPIRATION DATE
200	200	200	0GG036	Apr-21
400	401	402	0GG243	Jul-21

Standard is ORP solution, prepared by USA Blue Book. Cal Limit is ± 5% @ 25° C

Conductivity Sensor Per DEP-SOP-001/01 FT 1200

STANDARD µmhos/cm	METER READING INITIAL	CCV (± 5%)	LOT NUMBER	EXPIRATION DATE
8,974	NM	NM	0GA408	Jan-21
2,764	2,764	2,768	0GD229	Apr-21
84	90	91	0GC1010	Mar-21

Standards prepared by USA Blue Book. All standards are potassium chloride solutions.

YSI Temperature Sensor Check Per DEP-SOP-001/01 FT 1400

STANDARD °C ERTCO Thermometer ± .5 °C		YSI METER TEMP READING °C LOW	HIGH	METER NUMBER	DATE PERFORMED (Quarterly)
LOW	5.70	5.70		ITS YSI #2	01/02/21
HIGH	29.10		29.10	ITS YSI #2	01/02/21
LOW	5.70	5.70		ITS YSI #4	01/02/21
HIGH	29.30		29.30	ITS YSI #4	01/02/21

Thermometer is N.I.S.T. certified and manufactured by ERTCO, S/N 2206. YSI is checked against ERTCO

Fluke Infrared Thermoneter S.N. 1370781 | Certified By Aqua Pure Once Per Year 3/31/20 | +0.1°C

HF SCIENTIFIC MICRO TPW TURBIDITY METER - MODEL # 20000 SN 2021010003 Per DEP-SOP-001/01 FT 1600 ITS-3-NTU

STANDARD (ntu)	METER READING INITIAL	CCV	CCV Acceptance % of standard value
1,000	1000	1000	± 5.0%
100	N/A	N/A	± 6.5%
10	10	10	± 10%
0.02	.02	.02	± 10%

Nephelometric Turbidity Unit (NTU) Standards are prepared by Pro Cal Set# 39845, Lot# 210249 EXP: Jan / 2023, 10.00 EXP: Feb / 2023, .02 and 1000.

HACH POCKET COLORIMETER II S/N 06070D052733

STANDARD ID	BLANK	1	2	3
MFGR VALUE mg/L	0.00	.21	0.90	1.61
VERIFIED VALUE mg/L	0.00	.19	.93	1.59
CCV METER mg/L (± 10%)	NM	NM	NM	NM

Standard is HACH DPD Chlorine LR secondary GEL Standard. Lot A5318 Verified 03/02/20

Remarks:

Weather Conditions: clear sunny 80° - 85° F breezy

Equipment Blank with D.I. water
Zephyrhills brand Lot # 012621026WF2331450
Exp Date 07/31/22
Equipment Blank Collected @ 1234

Notes: **NA** - **N**ot **A**pplicable, **NM** - **N**ot **M**easured, **ICV** - **I**nitial **C**alibration **V**erification, **CCV** - **C**ontinuing **C**alibration **V**erification

Revision 9.00 02/22/2021 NEW NTU Meter and Cal Standards Updated

All equipment used to obtain data at this site is owned, operated, and maintained by Ideal Tech Services Inc., unless otherwise noted. All equipment was purchased new from the manufacturers or authorized distributors. Preventative maintenance will be performed at the intervals specified by the manufacturer of each piece of equipment, or when equipment calibration results are out of tolerance. Equipment maintenance logs will be maintained by Ideal Tech Services Inc.

COPY TO: John Arnold, P.E.

SIGNED:

Chris Monaco or Karen LeBeau

CALIBRATION LOG

ITS Work Order Number: ARM-EL-76-031621

CLIENT: Angelo's Recycled Materials
ADDRESS: 41111 Enterprise Road
CITY, STATE: Dade City, FL 33525-1539
Site: Enterprice Class III Landfill
INITIAL CAL DATE @ TIME: 3/16/21 @ 0700
CCV CALIBRATION DATE @ TIME: 3/16/21 @ 1645

YSI Multi Parameter Meter: YSI-PRO+ ITS #4

pH Sensor Per DEP-SOP-001/01 FT 1100

STANDARD Standard Units	METER READING INITIAL	ICV (± 0.2 SU)	CCV (± 0.2 SU)	LOT NUMBER	EXP DATE
4.005	4.00	4.00	3.99	CC641962	Sep-21
7.000	7.00	7.00	6.99	CC642263	Sep-21
10.012	9.99	9.99	9.98	CC676281	Aug-22
Liquid Temp °C	22.5	22.5	27.6	Standards prepared by USA Blue Book	

Dissolved Oxygen Sensor Per DEP-SOP-001/01 FT 1500

Initial Calibration and CCV Daily for D.O. Date:

STANDARD (mg/L)	METER READING INITIAL	CCV (± 0.3 mg/L)	LOT NUMBER	EXPIRATION DATE
Barometer mm/Hg	760.5	759.4	No CCV Limit	
0.00	.05	.05	0GH1024	Aug-21
Ambient Air Temperature				
22.5 °C	8.66			
27.6 °C		7.89		

Zero D.O. standard is Sodium Sulfite, Cobalt Chloride Hexahydrate, Water prepared by USA Blue Book. Limit is ± 0.3 mg/L of theoretical value (see Table FT 1500-1)

Start: ORP Sensor Per DEP-SOP-001/01 FT 2100 End:

STANDARD (mV)	METER READING INITIAL	CCV	LOT NUMBER	EXPIRATION DATE
200	200	201	0GG036	Apr-21
400	400	403	0GG243	Jul-21

Standard is ORP solution, prepared by USA Blue Book. Cal Limit is ± 5% @ 25° C

Conductivity Sensor Per DEP-SOP-001/01 FT 1200

STANDARD µmhos/cm	METER READING INITIAL	CCV (± 5%)	LOT NUMBER	EXPIRATION DATE
8,974	NM	NM	0GA408	Jan-21
2,764	2,764	2,770	0GD229	Apr-21
84	90	91	0GC1010	Mar-21

Standards prepared by USA Blue Book. All standards are potassium chloride solutions.

YSI Temperature Sensor Check Per DEP-SOP-001/01 FT 1400

STANDARD °C ERTCO Thermometer ± .5 °C		YSI METER TEMP READING °C LOW	HIGH	METER NUMBER	DATE PERFORMED (Quarterly)
LOW	5.70	5.70		ITS YSI #2	01/02/21
HIGH	29.10		29.10	ITS YSI #2	01/02/21
LOW	5.70	5.70		ITS YSI #4	01/02/21
HIGH	29.30		29.30	ITS YSI #4	01/02/21

Thermometer is N.I.S.T. certified and manufactured by ERTCO, S/N 2206. YSI is checked against ERTCO

Fluke Infrared Thermoneter S.N. 1370781 | Certified By Aqua Pure Once Per Year 3/31/20 | +0.1°C

HF SCIENTIFIC MICRO TPW TURBIDITY METER - MODEL # 20000 SN 2021010003
Per DEP-SOP-001/01 FT 1600 ITS-3-NTU

STANDARD (ntu)	METER READING INITIAL	CCV	CCV Acceptance % of standard value
1,000	1000	1000	± 5.0%
100	N/A	N/A	± 6.5%
10	10	10	± 10%
0.02	.02	.02	± 10%

Nephelometric Turbidity Unit (NTU) Standards are prepared by Pro Cal Set# 39845, Lot# 210249 EXP: Jan / 2023, 10.00 EXP: Feb / 2023, .02 and 1000.

HACH POCKET COLORIMETER II S/N 06070D052733

STANDARD ID	BLANK	1	2	3
MFGR VALUE mg/L	0.00	.21	0.90	1.61
VERIFIED VALUE mg/L	0.00	.19	.93	1.59
CCV METER mg/L (± 10%)	NM	NM	NM	NM

Standard is HACH DPD Chlorine LR secondary GEL Standard. Lot A5318 Verified 03/02/20

Remarks:

Weather Conditions: clear sunny 80° - 85° F windy

Equipment Blank with D.I. water
Zephyrhills brand Lot # 012621026WF2331450
Exp Date 07/31/22
Equipment Blank Collected @ none collected

Notes: **NA** - **N**ot **A**pplicable, **NM** - **N**ot **M**easured, **ICV** - **I**nitial **C**alibration **V**erification, **CCV** - **C**ontinuing **C**alibration **V**erification

Revision 9.00 02/22/2021 NEW NTU Meter and Cal Standards Updated

All equipment used to obtain data at this site is owned, operated, and maintained by Ideal Tech Services Inc., unless otherwise noted. All equipment was purchased new from the manufacturers or authorized distributors. Preventative maintenance will be performed at the intervals specified by the manufacturer of each piece of equipment, or when equipment calibration results are out of tolerance. Equipment maintenance logs will be maintained by Ideal Tech Services Inc.

COPY TO: John Arnold, P.E.

SIGNED:

Chris Monaco or Karen LeBeau

CALIBRATION LOG

ITS Work Order Number: ARM-EL-76-031721

CLIENT: Angelo's Recycled Materials
ADDRESS: 41111 Enterprise Road
CITY, STATE: Dade City, FL 33525-1539
INITIAL CAL DATE @ TIME: 3/17/21 @ 0830

Site: Enterprice Class III Landfill
CCV CALIBRATION DATE @ TIME: 3/17/21 @ 1700

YSI Multi Parameter Meter: YSI-PRO+ ITS #4

pH Sensor Per DEP-SOP-001/01 FT 1100

STANDARD Standard Units	METER READING INITIAL	ICV (± 0.2 SU)	CCV (± 0.2 SU)	LOT NUMBER	EXP DATE
4.005	4.00	4.00	4.00	CC641962	Sep-21
7.000	7.00	7.00	7.00	CC642263	Sep-21
10.012	9.99	9.99	9.98	CC676281	Aug-22
Liquid Temp °C	23.0	23.0	30.0	Standards prepared by USA Blue Book	

Dissolved Oxygen Sensor Per DEP-SOP-001/01 FT 1500

Initial Calibration and CCV Daily for D.O. **Date:**

STANDARD (mg/L)	METER READING INITIAL	CCV (± 0.3 mg/L)	LOT NUMBER	EXPIRATION DATE
Barometer mm/Hg	760.3	757.8	No CCV Limit	
0.00	.04	.04	0GH1024	Aug-21
Ambient Air Temperature				
22.9 °C	8.61			
29.9 °C		7.57		

Zero D.O. standard is Sodium Sulfite, Cobalt Chloride Hexahydrate, Water prepared by USA Blue Book. Limit is ± 0.3 mg/L of theoretical value (see Table FT 1500-1)

Start: **ORP Sensor Per DEP-SOP-001/01 FT 2100** **End:**

STANDARD (mV)	METER READING INITIAL	CCV	LOT NUMBER	EXPIRATION DATE
200	200	202	0GG036	Apr-21
400	400	402	0GG243	Jul-21

Standard is ORP solution, prepared by USA Blue Book. Cal Limit is ± 5% @ 25° C

Conductivity Sensor Per DEP-SOP-001/01 FT 1200

STANDARD µmhos/cm	METER READING INITIAL	CCV (± 5%)	LOT NUMBER	EXPIRATION DATE
8,974	NM	NM	0GA408	Jan-21
2,764	2,764	2,770	0GD229	Apr-21
84	91	91	0GC1010	Mar-21

Standards prepared by USA Blue Book. All standards are potassium chloride solutions.

YSI Temperature Sensor Check Per DEP-SOP-001/01 FT 1400

STANDARD °C ERTCO Thermometer ± .5 °C		YSI METER TEMP READING °C LOW	HIGH	METER NUMBER	DATE PERFORMED (Quarterly)
LOW	5.70	5.70		ITS YSI #2	01/02/21
HIGH	29.10		29.10	ITS YSI #2	01/02/21
LOW	5.70	5.70		ITS YSI #4	01/02/21
HIGH	29.30		29.30	ITS YSI #4	01/02/21

Thermometer is N.I.S.T. certified and manufactured by ERTCO, S/N 2206. YSI is checked against ERTCO

Fluke Infrared Thermoneter S.N. 1370781 | Certified By Aqua Pure Once Per Year 3/31/20 | +0.1°C

HF SCIENTIFIC MICRO TPW TURBIDITY METER - MODEL # 20000 SN 2021010003
Per DEP-SOP-001/01 FT 1600 ITS-3-NTU

STANDARD (ntu)	METER READING INITIAL	CCV	CCV Acceptance % of standard value
1,000	1000	1000	± 5.0%
100	N/A	N/A	± 6.5%
10	10	10	± 10%
0.02	.02	.02	± 10%

Nephelometric Turbidity Unit (NTU) Standards are prepared by Pro Cal Set# 39845, Lot# 210249 EXP: Jan / 2023, 10.00 EXP: Feb / 2023, .02 and 1000.

HACH POCKET COLORIMETER II S/N 06070D052733

STANDARD ID	BLANK	1	2	3
MFGR VALUE mg/L	0.00	.21	0.90	1.61
VERIFIED VALUE mg/L	0.00	.19	.93	1.59
CCV METER mg/L (± 10%)	NM	NM	NM	NM

Standard is HACH DPD Chlorine LR secondary GEL Standard. Lot A5318 Verified 03/02/20

Remarks:

Weather Conditions: clear sunny 80° - 85° F windy

Equipment Blank with D.I. water
Zephyrhills brand Lot # 012621026WF2331450
Exp Date 07/31/22
Equipment Blank Collected @ none collected

Notes: **NA** - **N**ot **A**pplicable, **NM** - **N**ot **M**easured, **ICV** - **I**nitial **C**alibration **V**erification, **CCV** - **C**ontinuing **C**alibration **V**erification

Revision 9.00 02/22/2021 NEW NTU Meter and Cal Standards Updated

All equipment used to obtain data at this site is owned, operated, and maintained by Ideal Tech Services Inc., unless otherwise noted. All equipment was purchased new from the manufacturers or authorized distributors. Preventative maintenance will be performed at the intervals specified by the manufacturer of each piece of equipment, or when equipment calibration results are out of tolerance. Equipment maintenance logs will be maintained by Ideal Tech Services Inc.

COPY TO: John Arnold, P.E.

SIGNED:

Chris Monaco or Karen LeBeau

Attachment 5
Laboratory Reports

ENCO Laboratories

Accurate. Timely. Responsive. Innovative.

10775 Central Port Drive
Orlando FL, 32824
Phone: 407.826.5314 FAX: 407.850.6945

Tuesday, March 30, 2021
Angelo's Recycled Materials (AN010)
Attn: Walker Wrenn
4140 NW 37th Place, Suite A
Gainesville, FL 32606

RE: Laboratory Results for
Project Number: 87895, Project Name/Desc: ENTERPRISE LF & RECYC (FKA SID LARKIN & SON, INC.)
ENCO Workorder(s): AE01380

Dear Walker Wrenn,

Enclosed is a copy of your laboratory report for test samples received by our laboratory on Tuesday, March 16, 2021.

Unless otherwise noted in an attached project narrative, all samples were received in acceptable condition and processed in accordance with the referenced methods/procedures. Results for these procedures apply only to the samples as submitted.

The analytical results contained in this report are in compliance with NELAC standards, except as noted in the project narrative if applicable. This report shall not be reproduced except in full, without the written approval of the Laboratory.

This report contains only those analyses performed by Environmental Conservation Laboratories. Unless otherwise noted, all analyses were performed at ENCO Orlando. Data from outside organizations will be reported under separate cover.

If you have any questions or require further information, please do not hesitate to contact me.

Sincerely,

Carlene S. Pasipanki

Carlene S Pasipanki

Project Manager

Enclosure(s)

www.encolabs.com

SAMPLE SUMMARY/LABORATORY CHRONICLE

Client ID: MW-18B | **Lab ID: AE01380-01** | **Sampled: 03/15/21 11:03** | **Received: 03/16/21 12:55**

Parameter	Preparation	Hold Date/Time(s)				Prep Date/Time(s)		Analysis Date/Time(s)
EPA 300.0	NO PREP	03/17/21	11:03			03/16/21	08:46	03/16/21 13:49
EPA 300.0	NO PREP	04/12/21				03/16/21	08:46	03/16/21 13:49
EPA 350.1	NO PREP	04/12/21				03/17/21	06:16	03/17/21 09:58
EPA 6020B	EPA 3005A	09/11/21				03/17/21	10:34	03/18/21 11:22
EPA 7470A	EPA 7470A	04/12/21				03/17/21	12:58	03/18/21 10:21
EPA 8011	EPA 504/8011	03/29/21				03/22/21	13:23	03/23/21 14:01
EPA 8260D	EPA 5030B_MS	03/29/21				03/17/21	09:51	03/17/21 16:07
Field	*** DEFAULT PREP ***	03/15/21	11:17			03/15/21	11:03	03/15/21 11:03
Field	*** DEFAULT PREP ***	03/16/21	11:03	03/16/21	11:03	03/15/21	11:03	03/15/21 11:03
Field	*** DEFAULT PREP ***	03/17/21	11:03			03/15/21	11:03	03/15/21 11:03
SM 2540C-2011	NO PREP	03/22/21				03/22/21	09:17	03/24/21 11:32

Client ID: MW-19A | **Lab ID: AE01380-02** | **Sampled: 03/15/21 11:40** | **Received: 03/16/21 12:55**

Parameter	Preparation	Hold Date/Time(s)				Prep Date/Time(s)		Analysis Date/Time(s)
EPA 300.0	NO PREP	03/17/21	11:40			03/16/21	08:46	03/16/21 14:03
EPA 300.0	NO PREP	04/12/21				03/16/21	08:46	03/16/21 14:03
EPA 350.1	NO PREP	04/12/21				03/17/21	06:16	03/17/21 09:59
EPA 6020B	EPA 3005A	09/11/21				03/17/21	10:34	03/18/21 14:39
EPA 7470A	EPA 7470A	04/12/21				03/17/21	12:58	03/18/21 10:24
EPA 8011	EPA 504/8011	03/29/21				03/22/21	13:23	03/23/21 14:17
EPA 8260D	EPA 5030B_MS	03/29/21				03/17/21	09:51	03/17/21 16:35
Field	*** DEFAULT PREP ***	03/15/21	11:54			03/15/21	11:40	03/15/21 11:40
Field	*** DEFAULT PREP ***	03/16/21	11:40	03/16/21	11:40	03/15/21	11:40	03/15/21 11:40
Field	*** DEFAULT PREP ***	03/17/21	11:40			03/15/21	11:40	03/15/21 11:40
SM 2540C-2011	NO PREP	03/22/21				03/22/21	09:17	03/24/21 11:32

Client ID: MW-20B | **Lab ID: AE01380-03** | **Sampled: 03/15/21 12:28** | **Received: 03/16/21 12:55**

Parameter	Preparation	Hold Date/Time(s)				Prep Date/Time(s)		Analysis Date/Time(s)
EPA 300.0	NO PREP	03/17/21	12:28			03/16/21	08:46	03/16/21 14:17
EPA 300.0	NO PREP	04/12/21				03/16/21	08:46	03/16/21 14:17
EPA 350.1	NO PREP	04/12/21				03/17/21	06:16	03/17/21 10:00
EPA 6020B	EPA 3005A	09/11/21				03/17/21	10:34	03/18/21 14:42
EPA 7470A	EPA 7470A	04/12/21				03/17/21	12:58	03/18/21 10:28
EPA 8011	EPA 504/8011	03/29/21				03/22/21	13:23	03/23/21 14:32
EPA 8260D	EPA 5030B_MS	03/29/21				03/17/21	09:51	03/17/21 17:02
Field	*** DEFAULT PREP ***	03/15/21	12:42			03/15/21	12:28	03/15/21 12:28
Field	*** DEFAULT PREP ***	03/16/21	12:28	03/16/21	12:28	03/15/21	12:28	03/15/21 12:28
Field	*** DEFAULT PREP ***	03/17/21	12:28			03/15/21	12:28	03/15/21 12:28
SM 2540C-2011	NO PREP	03/22/21				03/22/21	09:17	03/24/21 11:32

This report relates only to the sample as received by the laboratory, and may only be reproduced in full.

www.encolabs.com

SAMPLE SUMMARY/LABORATORY CHRONICLE

Client ID: MW-24B | **Lab ID: AE01380-04** | **Sampled: 03/15/21 13:03** | **Received: 03/16/21 12:55**

Parameter	Preparation	Hold Date/Time(s)				Prep Date/Time(s)		Analysis Date/Time(s)
EPA 300.0	NO PREP	03/17/21	13:03			03/16/21	08:46	03/16/21 14:31
EPA 300.0	NO PREP	04/12/21				03/16/21	08:46	03/16/21 14:31
EPA 350.1	NO PREP	04/12/21				03/17/21	06:16	03/17/21 10:01
EPA 6020B	EPA 3005A	09/11/21				03/17/21	10:34	03/18/21 14:45
EPA 7470A	EPA 7470A	04/12/21				03/17/21	12:58	03/18/21 10:31
EPA 8011	EPA 504/8011	03/29/21				03/22/21	13:23	03/23/21 14:48
EPA 8260D	EPA 5030B_MS	03/29/21				03/17/21	09:51	03/17/21 17:30
Field	*** DEFAULT PREP ***	03/15/21	13:17			03/15/21	13:03	03/15/21 13:03
Field	*** DEFAULT PREP ***	03/16/21	13:03	03/16/21	13:03	03/15/21	13:03	03/15/21 13:03
Field	*** DEFAULT PREP ***	03/17/21	13:03			03/15/21	13:03	03/15/21 13:03
SM 2540C-2011	NO PREP	03/22/21				03/22/21	09:17	03/24/21 11:32

Client ID: MW-24A | **Lab ID: AE01380-05** | **Sampled: 03/15/21 14:01** | **Received: 03/16/21 12:55**

Parameter	Preparation	Hold Date/Time(s)				Prep Date/Time(s)		Analysis Date/Time(s)
EPA 300.0	NO PREP	03/17/21	14:01			03/16/21	08:46	03/16/21 14:46
EPA 300.0	NO PREP	04/12/21				03/16/21	08:46	03/16/21 14:46
EPA 350.1	NO PREP	04/12/21				03/17/21	06:16	03/17/21 10:02
EPA 6020B	EPA 3005A	09/11/21				03/17/21	10:34	03/18/21 14:51
EPA 7470A	EPA 7470A	04/12/21				03/17/21	12:58	03/18/21 10:35
EPA 8011	EPA 504/8011	03/29/21				03/22/21	13:23	03/23/21 15:04
EPA 8260D	EPA 5030B_MS	03/29/21				03/17/21	09:57	03/17/21 16:06
Field	*** DEFAULT PREP ***	03/15/21	14:15			03/15/21	14:01	03/15/21 14:01
Field	*** DEFAULT PREP ***	03/16/21	14:01	03/16/21	14:01	03/15/21	14:01	03/15/21 14:01
Field	*** DEFAULT PREP ***	03/17/21	14:01			03/15/21	14:01	03/15/21 14:01
SM 2540C-2011	NO PREP	03/22/21				03/22/21	09:17	03/24/21 11:32

Client ID: MW-21A | **Lab ID: AE01380-06** | **Sampled: 03/15/21 14:35** | **Received: 03/16/21 12:55**

Parameter	Preparation	Hold Date/Time(s)				Prep Date/Time(s)		Analysis Date/Time(s)
EPA 300.0	NO PREP	03/17/21	14:35			03/16/21	08:46	03/16/21 15:28
EPA 300.0	NO PREP	04/12/21				03/16/21	08:46	03/16/21 15:28
EPA 350.1	NO PREP	04/12/21				03/17/21	06:16	03/17/21 10:04
EPA 6020B	EPA 3005A	09/11/21				03/17/21	10:34	03/18/21 14:54
EPA 7470A	EPA 7470A	04/12/21				03/17/21	12:58	03/18/21 10:38
EPA 8011	EPA 504/8011	03/29/21				03/22/21	13:23	03/23/21 15:19
EPA 8260D	EPA 5030B_MS	03/29/21				03/17/21	09:57	03/17/21 16:35
Field	*** DEFAULT PREP ***	03/15/21	14:49			03/15/21	14:35	03/15/21 14:35
Field	*** DEFAULT PREP ***	03/16/21	14:35	03/16/21	14:35	03/15/21	14:35	03/15/21 14:35
Field	*** DEFAULT PREP ***	03/17/21	14:35			03/15/21	14:35	03/15/21 14:35
SM 2540C-2011	NO PREP	03/22/21				03/22/21	09:17	03/24/21 11:32

This report relates only to the sample as received by the laboratory, and may only be reproduced in full.

www.encolabs.com

SAMPLE SUMMARY/LABORATORY CHRONICLE

Client ID: DUPLICATE | **Lab ID: AE01380-07** | **Sampled: 03/15/21 14:35** | **Received: 03/16/21 12:55**

Parameter	Preparation	Hold Date/Time(s)				Prep Date/Time(s)		Analysis Date/Time(s)	
EPA 300.0	NO PREP	03/17/21	14:35			03/16/21	08:46	03/16/21	15:42
EPA 300.0	NO PREP	04/12/21				03/16/21	08:46	03/16/21	15:42
EPA 350.1	NO PREP	04/12/21				03/17/21	06:16	03/17/21	10:05
EPA 6020B	EPA 3005A	09/11/21				03/17/21	10:34	03/18/21	14:57
EPA 7470A	EPA 7470A	04/12/21				03/17/21	12:58	03/18/21	10:42
EPA 8011	EPA 504/8011	03/29/21				03/22/21	13:23	03/23/21	15:35
EPA 8260D	EPA 5030B_MS	03/29/21				03/17/21	09:57	03/17/21	17:03
SM 2540C-2011	NO PREP	03/22/21				03/22/21	09:17	03/24/21	11:32

Client ID: EQUIPMENT BLANK | **Lab ID: AE01380-08** | **Sampled: 03/15/21 12:34** | **Received: 03/16/21 12:55**

Parameter	Preparation	Hold Date/Time(s)				Prep Date/Time(s)		Analysis Date/Time(s)	
EPA 300.0	NO PREP	03/17/21	12:34			03/16/21	08:46	03/16/21	15:56
EPA 300.0	NO PREP	04/12/21				03/16/21	08:46	03/16/21	15:56
EPA 350.1	NO PREP	04/12/21				03/17/21	06:16	03/17/21	10:06
EPA 6020B	EPA 3005A	09/11/21				03/17/21	10:34	03/18/21	11:48
EPA 7470A	EPA 7470A	04/12/21				03/17/21	12:58	03/18/21	10:49
EPA 8011	EPA 504/8011	03/29/21				03/22/21	13:23	03/23/21	16:06
EPA 8260D	EPA 5030B_MS	03/29/21				03/17/21	09:57	03/17/21	17:32
SM 2540C-2011	NO PREP	03/22/21				03/22/21	09:17	03/24/21	11:32

Client ID: MW-22B | **Lab ID: AE01380-09** | **Sampled: 03/15/21 15:28** | **Received: 03/16/21 12:55**

Parameter	Preparation	Hold Date/Time(s)				Prep Date/Time(s)		Analysis Date/Time(s)	
EPA 300.0	NO PREP	03/17/21	15:28			03/16/21	08:46	03/16/21	16:10
EPA 300.0	NO PREP	04/12/21				03/16/21	08:46	03/16/21	16:10
EPA 350.1	NO PREP	04/12/21				03/17/21	06:16	03/17/21	10:09
EPA 6020B	EPA 3005A	09/11/21				03/17/21	10:34	03/18/21	15:00
EPA 7470A	EPA 7470A	04/12/21				03/17/21	12:58	03/18/21	10:46
EPA 8011	EPA 504/8011	03/29/21				03/22/21	13:23	03/23/21	16:21
EPA 8260D	EPA 5030B_MS	03/29/21				03/17/21	09:57	03/17/21	18:00
Field	*** DEFAULT PREP ***	03/15/21	15:42			03/15/21	15:28	03/15/21	15:28
Field	*** DEFAULT PREP ***	03/16/21	15:28	03/16/21	15:28	03/15/21	15:28	03/15/21	15:28
Field	*** DEFAULT PREP ***	03/17/21	15:28			03/15/21	15:28	03/15/21	15:28
SM 2540C-2011	NO PREP	03/22/21				03/22/21	09:17	03/24/21	11:32

Client ID: MW-22A | **Lab ID: AE01380-10** | **Sampled: 03/15/21 15:52** | **Received: 03/16/21 12:55**

Parameter	Preparation	Hold Date/Time(s)				Prep Date/Time(s)		Analysis Date/Time(s)	
EPA 300.0	NO PREP	03/17/21	15:52			03/16/21	08:46	03/16/21	16:24
EPA 300.0	NO PREP	04/12/21				03/16/21	08:46	03/16/21	16:24
EPA 350.1	NO PREP	04/12/21				03/17/21	06:16	03/17/21	10:11
EPA 6020B	EPA 3005A	09/11/21				03/17/21	10:34	03/18/21	11:42
EPA 7470A	EPA 7470A	04/12/21				03/17/21	12:58	03/18/21	10:59
EPA 8011	EPA 504/8011	03/29/21				03/22/21	13:23	03/23/21	16:37
EPA 8260D	EPA 5030B_MS	03/29/21				03/17/21	09:57	03/17/21	18:29
Field	*** DEFAULT PREP ***	03/15/21	16:06			03/15/21	15:52	03/15/21	15:52
Field	*** DEFAULT PREP ***	03/16/21	15:52	03/16/21	15:52	03/15/21	15:52	03/15/21	15:52
Field	*** DEFAULT PREP ***	03/17/21	15:52			03/15/21	15:52	03/15/21	15:52
SM 2540C-2011	NO PREP	03/22/21				03/22/21	09:17	03/24/21	11:32

This report relates only to the sample as received by the laboratory, and may only be reproduced in full.

www.encolabs.com

SAMPLE SUMMARY/LABORATORY CHRONICLE

Client ID: MW-23B | **Lab ID: AE01380-11** | **Sampled: 03/15/21 16:27** | **Received: 03/16/21 12:55**

Parameter	Preparation	Hold Date/Time(s)				Prep Date/Time(s)		Analysis Date/Time(s)
EPA 300.0	NO PREP	03/17/21	16:27			03/16/21	08:46	03/16/21 16:38
EPA 300.0	NO PREP	04/12/21				03/16/21	08:46	03/16/21 16:38
EPA 350.1	NO PREP	04/12/21				03/16/21	13:37	03/17/21 09:00
EPA 6020B	EPA 3005A	09/11/21				03/18/21	10:43	03/19/21 15:44
EPA 7470A	EPA 7470A	04/12/21				03/17/21	12:58	03/18/21 11:03
EPA 8011	EPA 504/8011	03/29/21				03/22/21	13:23	03/23/21 16:53
EPA 8260D	EPA 5030B_MS	03/29/21				03/17/21	09:57	03/17/21 18:57
Field	*** DEFAULT PREP ***	03/15/21	16:41			03/15/21	16:27	03/15/21 16:27
Field	*** DEFAULT PREP ***	03/16/21	16:27	03/16/21	16:27	03/15/21	16:27	03/15/21 16:27
Field	*** DEFAULT PREP ***	03/17/21	16:27			03/15/21	16:27	03/15/21 16:27
SM 2540C-2011	NO PREP	03/22/21				03/22/21	09:17	03/24/21 11:32

Client ID: TRIP BLANK 3 | **Lab ID: AE01380-12** | **Sampled: 03/15/21 00:00** | **Received: 03/16/21 12:55**

Parameter	Preparation	Hold Date/Time(s)	Prep Date/Time(s)	Analysis Date/Time(s)
EPA 8260D	EPA 5030B_MS	03/29/21	03/17/21 09:57	03/17/21 19:26

Client ID: MW-10B | **Lab ID: AE01380-13** | **Sampled: 03/16/21 09:55** | **Received: 03/16/21 12:55**

Parameter	Preparation	Hold Date/Time(s)				Prep Date/Time(s)		Analysis Date/Time(s)
EPA 300.0	NO PREP	03/18/21	09:55			03/16/21	13:46	03/16/21 16:52
EPA 300.0	NO PREP	04/13/21				03/16/21	13:46	03/16/21 16:52
EPA 350.1	NO PREP	04/13/21				03/16/21	13:37	03/17/21 09:01
EPA 6020B	EPA 3005A	09/12/21				03/18/21	10:43	03/19/21 15:48
EPA 7470A	EPA 7470A	04/13/21				03/17/21	12:58	03/18/21 11:06
EPA 8011	EPA 504/8011	03/30/21				03/22/21	13:23	03/23/21 17:08
EPA 8260D	EPA 5030B_MS	03/30/21				03/17/21	09:57	03/17/21 19:54
Field	*** DEFAULT PREP ***	03/16/21	10:09			03/16/21	09:55	03/16/21 09:55
Field	*** DEFAULT PREP ***	03/17/21	09:55	03/17/21	09:55	03/16/21	09:55	03/16/21 09:55
Field	*** DEFAULT PREP ***	03/18/21	09:55			03/16/21	09:55	03/16/21 09:55
SM 2540C-2011	NO PREP	03/23/21				03/18/21	09:17	03/22/21 16:53

Client ID: MW-9B | **Lab ID: AE01380-14** | **Sampled: 03/16/21 10:24** | **Received: 03/16/21 12:55**

Parameter	Preparation	Hold Date/Time(s)				Prep Date/Time(s)		Analysis Date/Time(s)
EPA 300.0	NO PREP	03/18/21	10:24			03/16/21	15:08	03/16/21 21:12
EPA 300.0	NO PREP	04/13/21				03/16/21	15:08	03/16/21 21:12
EPA 350.1	NO PREP	04/13/21				03/16/21	13:37	03/17/21 09:02
EPA 6020B	EPA 3005A	09/12/21				03/18/21	10:43	03/19/21 15:52
EPA 7470A	EPA 7470A	04/13/21				03/17/21	12:58	03/18/21 11:10
EPA 8011	EPA 504/8011	03/30/21				03/22/21	13:31	03/23/21 20:30
EPA 8260D	EPA 5030B_MS	03/30/21				03/17/21	13:00	03/17/21 23:03
Field	*** DEFAULT PREP ***	03/16/21	10:38			03/16/21	10:24	03/16/21 10:24
Field	*** DEFAULT PREP ***	03/17/21	10:24	03/17/21	10:24	03/16/21	10:24	03/16/21 10:24
Field	*** DEFAULT PREP ***	03/18/21	10:24			03/16/21	10:24	03/16/21 10:24
SM 2540C-2011	NO PREP	03/23/21				03/18/21	09:17	03/22/21 16:53

This report relates only to the sample as received by the laboratory, and may only be reproduced in full.

SAMPLE SUMMARY/LABORATORY CHRONICLE

Client ID: MW-8B **Lab ID: AE01380-15** **Sampled: 03/16/21 10:48** **Received: 03/16/21 12:55**

Parameter	Preparation	Hold Date/Time(s)				Prep Date/Time(s)		Analysis Date/Time(s)	
EPA 300.0	NO PREP	03/18/21	10:48			03/16/21	15:08	03/16/21	21:26
EPA 300.0	NO PREP	04/13/21				03/16/21	15:08	03/16/21	21:26
EPA 350.1	NO PREP	04/13/21				03/16/21	13:37	03/17/21	09:07
EPA 6020B	EPA 3005A	09/12/21				03/18/21	10:43	03/19/21	15:57
EPA 7470A	EPA 7470A	04/13/21				03/17/21	12:58	03/18/21	11:13
EPA 8011	EPA 504/8011	03/30/21				03/22/21	13:31	03/23/21	20:45
EPA 8260D	EPA 5030B_MS	03/30/21				03/17/21	13:00	03/17/21	23:31
Field	*** DEFAULT PREP ***	03/16/21	11:02			03/16/21	10:48	03/16/21	10:48
Field	*** DEFAULT PREP ***	03/17/21	10:48	03/17/21	10:48	03/16/21	10:48	03/16/21	10:48
Field	*** DEFAULT PREP ***	03/18/21	10:48			03/16/21	10:48	03/16/21	10:48
SM 2540C-2011	NO PREP	03/23/21				03/18/21	09:17	03/22/21	16:53

Client ID: TRIP BLANK 2 **Lab ID: AE01380-16** **Sampled: 03/16/21 00:00** **Received: 03/16/21 12:55**

Parameter	Preparation	Hold Date/Time(s)		Prep Date/Time(s)		Analysis Date/Time(s)	
EPA 8260D	EPA 5030B_MS	03/30/21		03/17/21	09:51	03/17/21	17:58

This report relates only to the sample as received by the laboratory, and may only be reproduced in full.

www.encolabs.com

SAMPLE DETECTION SUMMARY

Client ID: MW-18B **Lab ID: AE01380-01**

Analyte	Results	Flag	MDL	PQL	Units	Method	Notes
Ammonia as N	0.52		0.0098	0.020	mg/L	EPA 350.1	
Chloride	14		0.29	5.0	mg/L	EPA 300.0	
Depth to Water	83.59				Ft	Field	
Dissolved Oxygen	0.19		0	0	mg/L	Field	
Iron - Total	1160		25.0	50.0	ug/L	EPA 6020B	
Nickel - Total	14.1		5.00	10.0	ug/L	EPA 6020B	
Oxidation/Reduction Potential	32.4		-999	-999	mV	Field	
pH	6.99				pH Units	Field	
Sodium - Total	9.50		0.320	1.00	mg/L	EPA 6020B	
Specific Conductance (EC)	762		0	0	umhos/cm	Field	
Temperature	28.7		0	0	°C	Field	
Total Dissolved Solids	390		10	10	mg/L	SM 2540C-2011	
Turbidity	3.8		0	0	NTU	Field	
Water Elevation	68.99				Ft	Field	

Client ID: MW-19A **Lab ID: AE01380-02**

Analyte	Results	Flag	MDL	PQL	Units	Method	Notes
Cadmium - Total	0.888	I	0.500	3.00	ug/L	EPA 6020B	
Chloride	85		0.29	5.0	mg/L	EPA 300.0	
Cobalt - Total	6.16	I	5.00	10.0	ug/L	EPA 6020B	
Depth to Water	58.79				Ft	Field	
Dissolved Oxygen	3.5		0	0	mg/L	Field	
Iron - Total	189		25.0	50.0	ug/L	EPA 6020B	
Mercury - Total	0.0539	I	0.0230	0.200	ug/L	EPA 7470A	
Nitrate as N	13		0.052	1.0	mg/L	EPA 300.0	
Oxidation/Reduction Potential	369.6		-999	-999	mV	Field	
pH	4.88				pH Units	Field	
Sodium - Total	14.5		0.320	1.00	mg/L	EPA 6020B	
Specific Conductance (EC)	444		0	0	umhos/cm	Field	
Temperature	24.9		0	0	°C	Field	
Total Dissolved Solids	200		10	10	mg/L	SM 2540C-2011	
Turbidity	9.2		0	0	NTU	Field	
Water Elevation	88.09				Ft	Field	

Client ID: MW-20B **Lab ID: AE01380-03**

Analyte	Results	Flag	MDL	PQL	Units	Method	Notes
Chloride	16		0.29	5.0	mg/L	EPA 300.0	
Chromium - Total	9.28	I	5.00	10.0	ug/L	EPA 6020B	
Depth to Water	57.85				Ft	Field	
Dissolved Oxygen	4.6		0	0	mg/L	Field	
Iron - Total	197		25.0	50.0	ug/L	EPA 6020B	
Nickel - Total	8.08	I	5.00	10.0	ug/L	EPA 6020B	
Nitrate as N	2.4		0.052	1.0	mg/L	EPA 300.0	
Oxidation/Reduction Potential	265.1		-999	-999	mV	Field	
pH	7.04				pH Units	Field	
Sodium - Total	8.53		0.320	1.00	mg/L	EPA 6020B	
Specific Conductance (EC)	406		0	0	umhos/cm	Field	
Temperature	26		0	0	°C	Field	
Total Dissolved Solids	220		10	10	mg/L	SM 2540C-2011	
Turbidity	12.8		0	0	NTU	Field	
Water Elevation	69.01				Ft	Field	

This report relates only to the sample as received by the laboratory, and may only be reproduced in full.

SAMPLE DETECTION SUMMARY

Client ID: MW-24B **Lab ID: AE01380-04**

Analyte	Results	Flag	MDL	PQL	Units	Method	Notes
Chloride	9.5		0.29	5.0	mg/L	EPA 300.0	
Chloroform	1.6		0.80	1.0	ug/L	EPA 8260D	
Depth to Water	26.02				Ft	Field	
Dissolved Oxygen	4.87		0	0	mg/L	Field	
Nitrate as N	2.5		0.052	1.0	mg/L	EPA 300.0	
Oxidation/Reduction Potential	244.1		-999	-999	mV	Field	
pH	7.58				pH Units	Field	
Sodium - Total	7.50		0.320	1.00	mg/L	EPA 6020B	
Specific Conductance (EC)	211		0	0	umhos/cm	Field	
Temperature	24.9		0	0	°C	Field	
Total Dissolved Solids	94		10	10	mg/L	SM 2540C-2011	
Turbidity	8.4		0	0	NTU	Field	
Water Elevation	69.02				Ft	Field	

Client ID: MW-24A **Lab ID: AE01380-05**

Analyte	Results	Flag	MDL	PQL	Units	Method	Notes
Chloride	6.5		0.29	5.0	mg/L	EPA 300.0	
Depth to Water	25.64				Ft	Field	
Dissolved Oxygen	6.21		0	0	mg/L	Field	
Iron - Total	176		25.0	50.0	ug/L	EPA 6020B	
Nitrate as N	2.3		0.052	1.0	mg/L	EPA 300.0	
Oxidation/Reduction Potential	403.3		-999	-999	mV	Field	
pH	5.01				pH Units	Field	
Sodium - Total	4.74		0.320	1.00	mg/L	EPA 6020B	
Specific Conductance (EC)	62		0	0	umhos/cm	Field	
Temperature	25.3		0	0	°C	Field	
Total Dissolved Solids	12		10	10	mg/L	SM 2540C-2011	
Turbidity	14		0	0	NTU	Field	
Water Elevation	69.23				Ft	Field	

Client ID: MW-21A **Lab ID: AE01380-06**

Analyte	Results	Flag	MDL	PQL	Units	Method	Notes
Chloride	4.0	I	0.29	5.0	mg/L	EPA 300.0	
Depth to Water	23.72				Ft	Field	
Dissolved Oxygen	5.29		0	0	mg/L	Field	
Iron - Total	68.5		25.0	50.0	ug/L	EPA 6020B	
Nitrate as N	1.5		0.052	1.0	mg/L	EPA 300.0	
Oxidation/Reduction Potential	312.8		-999	-999	mV	Field	
pH	6.46				pH Units	Field	
Sodium - Total	4.57		0.320	1.00	mg/L	EPA 6020B	
Specific Conductance (EC)	65		0	0	umhos/cm	Field	
Temperature	24.2		0	0	°C	Field	
Total Dissolved Solids	12		10	10	mg/L	SM 2540C-2011	
Turbidity	2.5		0	0	NTU	Field	
Water Elevation	70.22				Ft	Field	

Client ID: DUPLICATE **Lab ID: AE01380-07**

Analyte	Results	Flag	MDL	PQL	Units	Method	Notes
Chloride	4.0	I	0.29	5.0	mg/L	EPA 300.0	
Iron - Total	61.6		25.0	50.0	ug/L	EPA 6020B	
Nitrate as N	1.5		0.052	1.0	mg/L	EPA 300.0	
Sodium - Total	4.66		0.320	1.00	mg/L	EPA 6020B	

This report relates only to the sample as received by the laboratory, and may only be reproduced in full.

www.encolabs.com

SAMPLE DETECTION SUMMARY

Client ID: MW-22B **Lab ID: AE01380-09**

Analyte	Results	Flag	MDL	PQL	Units	Method	Notes
Chloride	5.5		0.29	5.0	mg/L	EPA 300.0	
Depth to Water	27.69				Ft	Field	
Dissolved Oxygen	3.28		0	0	mg/L	Field	
Iron - Total	57.5		25.0	50.0	ug/L	EPA 6020B	
Nitrate as N	0.95	I	0.052	1.0	mg/L	EPA 300.0	
Oxidation/Reduction Potential	250.8		-999	-999	mV	Field	
pH	7.47				pH Units	Field	
Sodium - Total	4.24		0.320	1.00	mg/L	EPA 6020B	
Specific Conductance (EC)	253		0	0	umhos/cm	Field	
Temperature	24.9		0	0	°C	Field	
Total Dissolved Solids	100		10	10	mg/L	SM 2540C-2011	
Turbidity	10.6		0	0	NTU	Field	
Water Elevation	69.02				Ft	Field	

Client ID: MW-22A **Lab ID: AE01380-10**

Analyte	Results	Flag	MDL	PQL	Units	Method	Notes
Chloride	3.2	I	0.29	5.0	mg/L	EPA 300.0	
Depth to Water	27.31				Ft	Field	
Dissolved Oxygen	3.34		0	0	mg/L	Field	
Iron - Total	94.3		25.0	50.0	ug/L	EPA 6020B	
Nitrate as N	1.2		0.052	1.0	mg/L	EPA 300.0	
Oxidation/Reduction Potential	122.8		-999	-999	mV	Field	
pH	6.76				pH Units	Field	
Sodium - Total	4.65		0.320	1.00	mg/L	EPA 6020B	
Specific Conductance (EC)	222		0	0	umhos/cm	Field	
Temperature	26.2		0	0	°C	Field	
Total Dissolved Solids	72		10	10	mg/L	SM 2540C-2011	
Turbidity	6		0	0	NTU	Field	
Water Elevation	69.8				Ft	Field	

Client ID: MW-23B **Lab ID: AE01380-11**

Analyte	Results	Flag	MDL	PQL	Units	Method	Notes
Chloride	12		0.29	5.0	mg/L	EPA 300.0	
Depth to Water	27.26				Ft	Field	
Dissolved Oxygen	3.53		0	0	mg/L	Field	
Nitrate as N	0.28	I	0.052	1.0	mg/L	EPA 300.0	
Oxidation/Reduction Potential	279.3		-999	-999	mV	Field	
pH	6.68				pH Units	Field	
Sodium - Total	8.22		0.320	1.00	mg/L	EPA 6020B	
Specific Conductance (EC)	657		0	0	umhos/cm	Field	
Temperature	25.3		0	0	°C	Field	
Total Dissolved Solids	320		10	10	mg/L	SM 2540C-2011	
Turbidity	0.6		0	0	NTU	Field	
Water Elevation	69.01				Ft	Field	

This report relates only to the sample as received by the laboratory, and may only be reproduced in full.

www.encolabs.com

SAMPLE DETECTION SUMMARY

Client ID: MW-10B **Lab ID: AE01380-13**

Analyte	Results	Flag	MDL	PQL	Units	Method	Notes
Chloride	8.1		0.29	5.0	mg/L	EPA 300.0	
Depth to Water	40.54				Ft	Field	
Dissolved Oxygen	0.05		0	0	mg/L	Field	
Iron - Total	36.6	I	25.0	50.0	ug/L	EPA 6020B	
Mercury - Total	0.214		0.0230	0.200	ug/L	EPA 7470A	
Nitrate as N	2.0		0.052	1.0	mg/L	EPA 300.0	
Oxidation/Reduction Potential	263		-999	-999	mV	Field	
pH	7.02				pH Units	Field	
Sodium - Total	6.94		0.320	1.00	mg/L	EPA 6020B	
Specific Conductance (EC)	436		0	0	umhos/cm	Field	
Temperature	26.8		0	0	°C	Field	
Total Dissolved Solids	220		10	10	mg/L	SM 2540C-2011	
Turbidity	0.1		0	0	NTU	Field	
Water Elevation	69.46				Ft	Field	

Client ID: MW-9B **Lab ID: AE01380-14**

Analyte	Results	Flag	MDL	PQL	Units	Method	Notes
Chloride	7.4		0.29	5.0	mg/L	EPA 300.0	
Depth to Water	40.31				Ft	Field	
Dissolved Oxygen	0.76		0	0	mg/L	Field	
Iron - Total	90.8		25.0	50.0	ug/L	EPA 6020B	
Nitrate as N	3.0		0.052	1.0	mg/L	EPA 300.0	
Oxidation/Reduction Potential	238		-999	-999	mV	Field	
pH	7.04				pH Units	Field	
Sodium - Total	5.74		0.320	1.00	mg/L	EPA 6020B	
Specific Conductance (EC)	497		0	0	umhos/cm	Field	
Temperature	27.2		0	0	°C	Field	
Total Dissolved Solids	250		10	10	mg/L	SM 2540C-2011	
Turbidity	2.1		0	0	NTU	Field	
Water Elevation	69.44				Ft	Field	

Client ID: MW-8B **Lab ID: AE01380-15**

Analyte	Results	Flag	MDL	PQL	Units	Method	Notes
Ammonia as N	1.8		0.0098	0.020	mg/L	EPA 350.1	
Barium - Total	52.1	I	50.0	100	ug/L	EPA 6020B	
Chloride	18		0.29	5.0	mg/L	EPA 300.0	
Depth to Water	39.22				Ft	Field	
Dissolved Oxygen	0.06		0	0	mg/L	Field	
Iron - Total	5030		25.0	50.0	ug/L	EPA 6020B	
pH	6.77				pH Units	Field	
Sodium - Total	15.3		0.320	1.00	mg/L	EPA 6020B	
Specific Conductance (EC)	665		0	0	umhos/cm	Field	
Temperature	27.5		0	0	°C	Field	
Total Dissolved Solids	320		10	10	mg/L	SM 2540C-2011	
Turbidity	0.6		0	0	NTU	Field	
Water Elevation	69.3				Ft	Field	

This report relates only to the sample as received by the laboratory, and may only be reproduced in full.

www.encolabs.com

ANALYTICAL RESULTS

Description: MW-18B
Matrix: Ground Water
Project: ENTERPRISE LF & RECYC (FKA SID LARKIN & SON, INC.)

Lab Sample ID: AE01380-01
Sampled: 03/15/21 11:03
Sampled By: Chris Monaco

Received: 03/16/21 12:55
Work Order: AE01380

Volatile Organic Compounds by GCMS

^ - ENCO Orlando certified analyte [NELAC E83182]

Analyte [CAS Number]	Results	Flag	Units	DF	MDL	PQL	Batch	Method	Analyzed	By	Notes
1,1,1,2-Tetrachloroethane [630-20-6]^	0.61	U	ug/L	1	0.61	1.0	1C17009	EPA 8260D	03/17/21 16:07	KKW	
1,1,1-Trichloroethane [71-55-6]^	0.80	U	ug/L	1	0.80	1.0	1C17009	EPA 8260D	03/17/21 16:07	KKW	
1,1,2,2-Tetrachloroethane [79-34-5]^	0.54	U	ug/L	1	0.54	1.0	1C17009	EPA 8260D	03/17/21 16:07	KKW	
1,1,2-Trichloroethane [79-00-5]^	0.76	U	ug/L	1	0.76	1.0	1C17009	EPA 8260D	03/17/21 16:07	KKW	
1,1-Dichloroethane [75-34-3]^	0.62	U	ug/L	1	0.62	1.0	1C17009	EPA 8260D	03/17/21 16:07	KKW	
1,1-Dichloroethene [75-35-4]^	0.94	U	ug/L	1	0.94	1.0	1C17009	EPA 8260D	03/17/21 16:07	KKW	
1,2,3-Trichloropropane [96-18-4]^	0.64	U	ug/L	1	0.64	1.0	1C17009	EPA 8260D	03/17/21 16:07	KKW	
1,2-Dichlorobenzene [95-50-1]^	0.73	U	ug/L	1	0.73	1.0	1C17009	EPA 8260D	03/17/21 16:07	KKW	
1,2-Dichloroethane [107-06-2]^	0.63	U	ug/L	1	0.63	1.0	1C17009	EPA 8260D	03/17/21 16:07	KKW	
1,2-Dichloropropane [78-87-5]^	0.80	U	ug/L	1	0.80	1.0	1C17009	EPA 8260D	03/17/21 16:07	KKW	
1,4-Dichlorobenzene [106-46-7]^	0.76	U	ug/L	1	0.76	1.0	1C17009	EPA 8260D	03/17/21 16:07	KKW	
2-Butanone [78-93-3]^	4.5	U	ug/L	1	4.5	5.0	1C17009	EPA 8260D	03/17/21 16:07	KKW	QV-01
2-Hexanone [591-78-6]^	2.5	U	ug/L	1	2.5	5.0	1C17009	EPA 8260D	03/17/21 16:07	KKW	
4-Methyl-2-pentanone [108-10-1]^	2.5	U	ug/L	1	2.5	5.0	1C17009	EPA 8260D	03/17/21 16:07	KKW	
Acetone [67-64-1]^	10	U	ug/L	1	10	20	1C17009	EPA 8260D	03/17/21 16:07	KKW	QV-01
Acrylonitrile [107-13-1]^	5.0	U	ug/L	1	5.0	10	1C17009	EPA 8260D	03/17/21 16:07	KKW	
Benzene [71-43-2]^	0.71	U	ug/L	1	0.71	1.0	1C17009	EPA 8260D	03/17/21 16:07	KKW	
Bromochloromethane [74-97-5]^	0.94	U	ug/L	1	0.94	1.0	1C17009	EPA 8260D	03/17/21 16:07	KKW	
Bromodichloromethane [75-27-4]^	0.52	U	ug/L	1	0.52	1.0	1C17009	EPA 8260D	03/17/21 16:07	KKW	
Bromoform [75-25-2]^	0.75	U	ug/L	1	0.75	1.0	1C17009	EPA 8260D	03/17/21 16:07	KKW	
Bromomethane [74-83-9]^	0.95	U	ug/L	1	0.95	1.0	1C17009	EPA 8260D	03/17/21 16:07	KKW	QV-01
Carbon disulfide [75-15-0]^	2.5	U	ug/L	1	2.5	5.0	1C17009	EPA 8260D	03/17/21 16:07	KKW	QV-01
Carbon tetrachloride [56-23-5]^	0.94	U	ug/L	1	0.94	1.0	1C17009	EPA 8260D	03/17/21 16:07	KKW	
Chlorobenzene [108-90-7]^	0.72	U	ug/L	1	0.72	1.0	1C17009	EPA 8260D	03/17/21 16:07	KKW	
Chloroethane [75-00-3]^	0.98	U	ug/L	1	0.98	1.0	1C17009	EPA 8260D	03/17/21 16:07	KKW	QV-01
Chloroform [67-66-3]^	0.80	U	ug/L	1	0.80	1.0	1C17009	EPA 8260D	03/17/21 16:07	KKW	
Chloromethane [74-87-3]^	0.82	U	ug/L	1	0.82	1.0	1C17009	EPA 8260D	03/17/21 16:07	KKW	QV-01
cis-1,2-Dichloroethene [156-59-2]^	0.53	U	ug/L	1	0.53	1.0	1C17009	EPA 8260D	03/17/21 16:07	KKW	
cis-1,3-Dichloropropene [10061-01-5]^	0.59	U	ug/L	1	0.59	1.0	1C17009	EPA 8260D	03/17/21 16:07	KKW	
Dibromochloromethane [124-48-1]^	0.50	U	ug/L	1	0.50	1.0	1C17009	EPA 8260D	03/17/21 16:07	KKW	
Dibromomethane [74-95-3]^	0.84	U	ug/L	1	0.84	1.0	1C17009	EPA 8260D	03/17/21 16:07	KKW	
Ethylbenzene [100-41-4]^	0.69	U	ug/L	1	0.69	1.0	1C17009	EPA 8260D	03/17/21 16:07	KKW	
Iodomethane [74-88-4]^	2.5	U	ug/L	1	2.5	5.0	1C17009	EPA 8260D	03/17/21 16:07	KKW	QL-02, QV-01
m,p-Xylenes [108-38-3/106-42-3]^	1.3	U	ug/L	1	1.3	2.0	1C17009	EPA 8260D	03/17/21 16:07	KKW	
Methylene chloride [75-09-2]^	2.5	U	ug/L	1	2.5	5.0	1C17009	EPA 8260D	03/17/21 16:07	KKW	
o-Xylene [95-47-6]^	0.53	U	ug/L	1	0.53	1.0	1C17009	EPA 8260D	03/17/21 16:07	KKW	
Styrene [100-42-5]^	0.61	U	ug/L	1	0.61	1.0	1C17009	EPA 8260D	03/17/21 16:07	KKW	
Tetrachloroethene [127-18-4]^	0.76	U	ug/L	1	0.76	1.0	1C17009	EPA 8260D	03/17/21 16:07	KKW	
Toluene [108-88-3]^	0.72	U	ug/L	1	0.72	1.0	1C17009	EPA 8260D	03/17/21 16:07	KKW	
trans-1,2-Dichloroethene [156-60-5]^	0.73	U	ug/L	1	0.73	1.0	1C17009	EPA 8260D	03/17/21 16:07	KKW	
trans-1,3-Dichloropropene [10061-02-6]^	0.73	U	ug/L	1	0.73	1.0	1C17009	EPA 8260D	03/17/21 16:07	KKW	
trans-1,4-Dichloro-2-butene [110-57-6]^	0.79	U	ug/L	1	0.79	1.0	1C17009	EPA 8260D	03/17/21 16:07	KKW	
Trichloroethene [79-01-6]^	0.89	U	ug/L	1	0.89	1.0	1C17009	EPA 8260D	03/17/21 16:07	KKW	
Trichlorofluoromethane [75-69-4]^	0.94	U	ug/L	1	0.94	1.0	1C17009	EPA 8260D	03/17/21 16:07	KKW	
Vinyl acetate [108-05-4]^	2.5	U	ug/L	1	2.5	5.0	1C17009	EPA 8260D	03/17/21 16:07	KKW	QL-02, QV-01

This report relates only to the sample as received by the laboratory, and may only be reproduced in full.

www.encolabs.com

ANALYTICAL RESULTS

Description: MW-18B
Matrix: Ground Water
Project: ENTERPRISE LF & RECYC (FKA SID LARKIN & SON, INC.)

Lab Sample ID: AE01380-01
Sampled: 03/15/21 11:03
Sampled By: Chris Monaco

Received: 03/16/21 12:55
Work Order: AE01380

Volatile Organic Compounds by GCMS

^ - ENCO Orlando certified analyte [NELAC E83182]

Analyte [CAS Number]	Results	Flag	Units	DF	MDL	PQL	Batch	Method	Analyzed	By	Notes
Vinyl chloride [75-01-4]^	0.71	U	ug/L	1	0.71	1.0	1C17009	EPA 8260D	03/17/21 16:07	KKW	
Xylenes (Total) [1330-20-7]^	1.3	U	ug/L	1	1.3	2.0	1C17009	EPA 8260D	03/17/21 16:07	KKW	

Surrogates	*Results*	*DF*	*Spike Lvl*	*% Rec*	*% Rec Limits*	*Batch*	*Method*	*Analyzed*	*By*	Notes
4-Bromofluorobenzene	*45*	*1*	*50.0*	*89 %*	*41-142*	*1C17009*	*EPA 8260D*	*03/17/21 16:07*	*KKW*	
Dibromofluoromethane	*54*	*1*	*50.0*	*108 %*	*53-146*	*1C17009*	*EPA 8260D*	*03/17/21 16:07*	*KKW*	
Toluene-d8	*54*	*1*	*50.0*	*108 %*	*41-146*	*1C17009*	*EPA 8260D*	*03/17/21 16:07*	*KKW*	

Semivolatile Organic Compounds by GC

^ - ENCO Orlando certified analyte [NELAC E83182]

Analyte [CAS Number]	Results	Flag	Units	DF	MDL	PQL	Batch	Method	Analyzed	By	Notes
1,2-Dibromo-3-chloropropane [96-12-8]^	0.012	U	ug/L	1	0.012	0.020	1C22028	EPA 8011	03/23/21 14:01	fcv	
1,2-Dibromoethane [106-93-4]^	0.010	U	ug/L	1	0.010	0.020	1C22028	EPA 8011	03/23/21 14:01	fcv	

Surrogates	*Results*	*DF*	*Spike Lvl*	*% Rec*	*% Rec Limits*	*Batch*	*Method*	*Analyzed*	*By*	Notes
1,1,1,2-Tetrachloroethane	*0.25*	*1*	*0.250*	*98 %*	*70-130*	*1C22028*	*EPA 8011*	*03/23/21 14:01*	*fcv*	

Metals by EPA 6000/7000 Series Methods

^ - ENCO Orlando certified analyte [NELAC E83182]

Analyte [CAS Number]	Results	Flag	Units	DF	MDL	PQL	Batch	Method	Analyzed	By	Notes
Mercury [7439-97-6]^	0.0230	U	ug/L	1	0.0230	0.200	1C17020	EPA 7470A	03/18/21 10:21	SSE	

Metals (total recoverable) by EPA 6000/7000 Series Methods

^ - ENCO Orlando certified analyte [NELAC E83182]

Analyte [CAS Number]	Results	Flag	Units	DF	MDL	PQL	Batch	Method	Analyzed	By	Notes
Antimony [7440-36-0]^	2.50	U	ug/L	1	2.50	5.00	1C17011	EPA 6020B	03/18/21 11:22	JMA	
Arsenic [7440-38-2]^	5.00	U	ug/L	1	5.00	10.0	1C17011	EPA 6020B	03/18/21 11:22	JMA	
Barium [7440-39-3]^	50.0	U	ug/L	1	50.0	100	1C17011	EPA 6020B	03/18/21 11:22	JMA	
Beryllium [7440-41-7]^	0.500	U	ug/L	1	0.500	1.00	1C17011	EPA 6020B	03/18/21 11:22	JMA	
Cadmium [7440-43-9]^	0.500	U	ug/L	1	0.500	3.00	1C17011	EPA 6020B	03/18/21 11:22	JMA	
Chromium [7440-47-3]^	5.00	U	ug/L	1	5.00	10.0	1C17011	EPA 6020B	03/18/21 11:22	JMA	
Cobalt [7440-48-4]^	5.00	U	ug/L	1	5.00	10.0	1C17011	EPA 6020B	03/18/21 11:22	JMA	
Copper [7440-50-8]^	2.50	U	ug/L	1	2.50	10.0	1C17011	EPA 6020B	03/18/21 11:22	JMA	
Iron [7439-89-6]^	**1160**		ug/L	1	25.0	50.0	1C17011	EPA 6020B	03/18/21 11:22	JMA	
Lead [7439-92-1]^	2.50	U	ug/L	1	2.50	5.00	1C17011	EPA 6020B	03/18/21 11:22	JMA	
Nickel [7440-02-0]^	**14.1**		ug/L	1	5.00	10.0	1C17011	EPA 6020B	03/18/21 11:22	JMA	
Selenium [7782-49-2]^	5.00	U	ug/L	1	5.00	10.0	1C17011	EPA 6020B	03/18/21 11:22	JMA	
Silver [7440-22-4]^	0.500	U	ug/L	1	0.500	1.00	1C17011	EPA 6020B	03/18/21 11:22	JMA	
Sodium [7440-23-5]^	**9.50**		mg/L	1	0.320	1.00	1C17011	EPA 6020B	03/18/21 11:22	JMA	
Thallium [7440-28-0]^	0.500	U	ug/L	1	0.500	1.00	1C17011	EPA 6020B	03/18/21 11:22	JMA	
Vanadium [7440-62-2]^	5.00	U	ug/L	1	5.00	10.0	1C17011	EPA 6020B	03/18/21 11:22	JMA	
Zinc [7440-66-6]^	75.0	U	ug/L	1	75.0	200	1C17011	EPA 6020B	03/18/21 11:22	JMA	

This report relates only to the sample as received by the laboratory, and may only be reproduced in full.

www.encolabs.com

ANALYTICAL RESULTS

Description: MW-18B
Matrix: Ground Water
Project: ENTERPRISE LF & RECYC (FKA SID LARKIN & SON, INC.)

Lab Sample ID: AE01380-01
Sampled: 03/15/21 11:03
Sampled By: Chris Monaco

Received: 03/16/21 12:55
Work Order: AE01380

Classical Chemistry Parameters

^ - ENCO Orlando certified analyte [NELAC E83182]

Analyte [CAS Number]	Results	Flag	Units	DF	MDL	PQL	Batch	Method	Analyzed	By	Notes
Ammonia as N [7664-41-7]^	**0.52**		mg/L	1	0.0098	0.020	1C17002	EPA 350.1	03/17/21 09:58	cbarr	
Chloride [16887-00-6]^	**14**		mg/L	1	0.29	5.0	1C16015	EPA 300.0	03/16/21 13:49	ASR	
Nitrate as N [14797-55-8]^	0.052	U	mg/L	1	0.052	1.0	1C16015	EPA 300.0	03/16/21 13:49	ASR	
Total Dissolved Solids^	**390**		mg/L	1	10	10	1C19015	SM 2540C-2011	03/24/21 11:32	AAL	

Field Parameters

Analyte [CAS Number]	Results	Flag	Units	DF	MDL	PQL	Batch	Method	Analyzed	By	Notes
Depth to Water	**83.59**		Ft	1			1C30060	Field	03/15/21 11:03	CSP	
Dissolved Oxygen	**0.19**		mg/L	1	0	0	1C30060	Field	03/15/21 11:03	CSP	
Oxidation/Reduction Potential	**32.4**		mV	1	-999	-999	1C30060	Field	03/15/21 11:03	CSP	
pH	**6.99**		pH Units	1			1C30060	Field	03/15/21 11:03	CSP	
Specific Conductance (EC)	**762**		umhos/cm	1	0	0	1C30060	Field	03/15/21 11:03	CSP	
Temperature	**28.7**		°C	1	0	0	1C30060	Field	03/15/21 11:03	CSP	
Turbidity	**3.8**		NTU	1	0	0	1C30060	Field	03/15/21 11:03	CSP	
Water Elevation	**68.99**		Ft	1			1C30060	Field	03/15/21 11:03	CSP	

This report relates only to the sample as received by the laboratory, and may only be reproduced in full.

www.encolabs.com

ANALYTICAL RESULTS

Description: MW-19A
Matrix: Ground Water
Project: ENTERPRISE LF & RECYC (FKA SID LARKIN & SON, INC.)

Lab Sample ID: AE01380-02
Sampled: 03/15/21 11:40
Sampled By: Chris Monaco

Received: 03/16/21 12:55
Work Order: AE01380

Volatile Organic Compounds by GCMS

^ - ENCO Orlando certified analyte [NELAC E83182]

Analyte [CAS Number]	Results	Flag	Units	DF	MDL	PQL	Batch	Method	Analyzed	By	Notes
1,1,1,2-Tetrachloroethane [630-20-6]^	0.61	U	ug/L	1	0.61	1.0	1C17009	EPA 8260D	03/17/21 16:35	KKW	
1,1,1-Trichloroethane [71-55-6]^	0.80	U	ug/L	1	0.80	1.0	1C17009	EPA 8260D	03/17/21 16:35	KKW	
1,1,2,2-Tetrachloroethane [79-34-5]^	0.54	U	ug/L	1	0.54	1.0	1C17009	EPA 8260D	03/17/21 16:35	KKW	
1,1,2-Trichloroethane [79-00-5]^	0.76	U	ug/L	1	0.76	1.0	1C17009	EPA 8260D	03/17/21 16:35	KKW	
1,1-Dichloroethane [75-34-3]^	0.62	U	ug/L	1	0.62	1.0	1C17009	EPA 8260D	03/17/21 16:35	KKW	
1,1-Dichloroethene [75-35-4]^	0.94	U	ug/L	1	0.94	1.0	1C17009	EPA 8260D	03/17/21 16:35	KKW	
1,2,3-Trichloropropane [96-18-4]^	0.64	U	ug/L	1	0.64	1.0	1C17009	EPA 8260D	03/17/21 16:35	KKW	
1,2-Dichlorobenzene [95-50-1]^	0.73	U	ug/L	1	0.73	1.0	1C17009	EPA 8260D	03/17/21 16:35	KKW	
1,2-Dichloroethane [107-06-2]^	0.63	U	ug/L	1	0.63	1.0	1C17009	EPA 8260D	03/17/21 16:35	KKW	
1,2-Dichloropropane [78-87-5]^	0.80	U	ug/L	1	0.80	1.0	1C17009	EPA 8260D	03/17/21 16:35	KKW	
1,4-Dichlorobenzene [106-46-7]^	0.76	U	ug/L	1	0.76	1.0	1C17009	EPA 8260D	03/17/21 16:35	KKW	
2-Butanone [78-93-3]^	4.5	U	ug/L	1	4.5	5.0	1C17009	EPA 8260D	03/17/21 16:35	KKW	QV-01
2-Hexanone [591-78-6]^	2.5	U	ug/L	1	2.5	5.0	1C17009	EPA 8260D	03/17/21 16:35	KKW	
4-Methyl-2-pentanone [108-10-1]^	2.5	U	ug/L	1	2.5	5.0	1C17009	EPA 8260D	03/17/21 16:35	KKW	
Acetone [67-64-1]^	10	U	ug/L	1	10	20	1C17009	EPA 8260D	03/17/21 16:35	KKW	QV-01
Acrylonitrile [107-13-1]^	5.0	U	ug/L	1	5.0	10	1C17009	EPA 8260D	03/17/21 16:35	KKW	
Benzene [71-43-2]^	0.71	U	ug/L	1	0.71	1.0	1C17009	EPA 8260D	03/17/21 16:35	KKW	
Bromochloromethane [74-97-5]^	0.94	U	ug/L	1	0.94	1.0	1C17009	EPA 8260D	03/17/21 16:35	KKW	
Bromodichloromethane [75-27-4]^	0.52	U	ug/L	1	0.52	1.0	1C17009	EPA 8260D	03/17/21 16:35	KKW	
Bromoform [75-25-2]^	0.75	U	ug/L	1	0.75	1.0	1C17009	EPA 8260D	03/17/21 16:35	KKW	
Bromomethane [74-83-9]^	0.95	U	ug/L	1	0.95	1.0	1C17009	EPA 8260D	03/17/21 16:35	KKW	QV-01
Carbon disulfide [75-15-0]^	2.5	U	ug/L	1	2.5	5.0	1C17009	EPA 8260D	03/17/21 16:35	KKW	QV-01
Carbon tetrachloride [56-23-5]^	0.94	U	ug/L	1	0.94	1.0	1C17009	EPA 8260D	03/17/21 16:35	KKW	
Chlorobenzene [108-90-7]^	0.72	U	ug/L	1	0.72	1.0	1C17009	EPA 8260D	03/17/21 16:35	KKW	
Chloroethane [75-00-3]^	0.98	U	ug/L	1	0.98	1.0	1C17009	EPA 8260D	03/17/21 16:35	KKW	QV-01
Chloroform [67-66-3]^	0.80	U	ug/L	1	0.80	1.0	1C17009	EPA 8260D	03/17/21 16:35	KKW	
Chloromethane [74-87-3]^	0.82	U	ug/L	1	0.82	1.0	1C17009	EPA 8260D	03/17/21 16:35	KKW	QV-01
cis-1,2-Dichloroethene [156-59-2]^	0.53	U	ug/L	1	0.53	1.0	1C17009	EPA 8260D	03/17/21 16:35	KKW	
cis-1,3-Dichloropropene [10061-01-5]^	0.59	U	ug/L	1	0.59	1.0	1C17009	EPA 8260D	03/17/21 16:35	KKW	
Dibromochloromethane [124-48-1]^	0.50	U	ug/L	1	0.50	1.0	1C17009	EPA 8260D	03/17/21 16:35	KKW	
Dibromomethane [74-95-3]^	0.84	U	ug/L	1	0.84	1.0	1C17009	EPA 8260D	03/17/21 16:35	KKW	
Ethylbenzene [100-41-4]^	0.69	U	ug/L	1	0.69	1.0	1C17009	EPA 8260D	03/17/21 16:35	KKW	
Iodomethane [74-88-4]^	2.5	U	ug/L	1	2.5	5.0	1C17009	EPA 8260D	03/17/21 16:35	KKW	QL-02, QV-01
m,p-Xylenes [108-38-3/106-42-3]^	1.3	U	ug/L	1	1.3	2.0	1C17009	EPA 8260D	03/17/21 16:35	KKW	
Methylene chloride [75-09-2]^	2.5	U	ug/L	1	2.5	5.0	1C17009	EPA 8260D	03/17/21 16:35	KKW	
o-Xylene [95-47-6]^	0.53	U	ug/L	1	0.53	1.0	1C17009	EPA 8260D	03/17/21 16:35	KKW	
Styrene [100-42-5]^	0.61	U	ug/L	1	0.61	1.0	1C17009	EPA 8260D	03/17/21 16:35	KKW	
Tetrachloroethene [127-18-4]^	0.76	U	ug/L	1	0.76	1.0	1C17009	EPA 8260D	03/17/21 16:35	KKW	
Toluene [108-88-3]^	0.72	U	ug/L	1	0.72	1.0	1C17009	EPA 8260D	03/17/21 16:35	KKW	
trans-1,2-Dichloroethene [156-60-5]^	0.73	U	ug/L	1	0.73	1.0	1C17009	EPA 8260D	03/17/21 16:35	KKW	
trans-1,3-Dichloropropene [10061-02-6]^	0.73	U	ug/L	1	0.73	1.0	1C17009	EPA 8260D	03/17/21 16:35	KKW	
trans-1,4-Dichloro-2-butene [110-57-6]^	0.79	U	ug/L	1	0.79	1.0	1C17009	EPA 8260D	03/17/21 16:35	KKW	
Trichloroethene [79-01-6]^	0.89	U	ug/L	1	0.89	1.0	1C17009	EPA 8260D	03/17/21 16:35	KKW	
Trichlorofluoromethane [75-69-4]^	0.94	U	ug/L	1	0.94	1.0	1C17009	EPA 8260D	03/17/21 16:35	KKW	
Vinyl acetate [108-05-4]^	2.5	U	ug/L	1	2.5	5.0	1C17009	EPA 8260D	03/17/21 16:35	KKW	QL-02, QV-01

This report relates only to the sample as received by the laboratory, and may only be reproduced in full.

www.encolabs.com

ANALYTICAL RESULTS

Description: MW-19A
Matrix: Ground Water
Project: ENTERPRISE LF & RECYC (FKA SID LARKIN & SON, INC.)

Lab Sample ID: AE01380-02
Sampled: 03/15/21 11:40
Sampled By: Chris Monaco

Received: 03/16/21 12:55
Work Order: AE01380

Volatile Organic Compounds by GCMS

^ - ENCO Orlando certified analyte [NELAC E83182]

Analyte [CAS Number]	Results	Flag	Units	DF	MDL	PQL	Batch	Method	Analyzed	By	Notes
Vinyl chloride [75-01-4]^	0.71	U	ug/L	1	0.71	1.0	1C17009	EPA 8260D	03/17/21 16:35	KKW	
Xylenes (Total) [1330-20-7]^	1.3	U	ug/L	1	1.3	2.0	1C17009	EPA 8260D	03/17/21 16:35	KKW	

Surrogates	*Results*	*DF*	*Spike Lvl*	*% Rec*	*% Rec Limits*	*Batch*	*Method*	*Analyzed*	*By*	Notes
4-Bromofluorobenzene	*47*	*1*	*50.0*	*94 %*	*41-142*	*1C17009*	*EPA 8260D*	*03/17/21 16:35*	*KKW*	
Dibromofluoromethane	*54*	*1*	*50.0*	*108 %*	*53-146*	*1C17009*	*EPA 8260D*	*03/17/21 16:35*	*KKW*	
Toluene-d8	*54*	*1*	*50.0*	*109 %*	*41-146*	*1C17009*	*EPA 8260D*	*03/17/21 16:35*	*KKW*	

Semivolatile Organic Compounds by GC

^ - ENCO Orlando certified analyte [NELAC E83182]

Analyte [CAS Number]	Results	Flag	Units	DF	MDL	PQL	Batch	Method	Analyzed	By	Notes
1,2-Dibromo-3-chloropropane [96-12-8]^	0.012	U	ug/L	1	0.012	0.020	1C22028	EPA 8011	03/23/21 14:17	fcv	
1,2-Dibromoethane [106-93-4]^	0.010	U	ug/L	1	0.010	0.020	1C22028	EPA 8011	03/23/21 14:17	fcv	

Surrogates	*Results*	*DF*	*Spike Lvl*	*% Rec*	*% Rec Limits*	*Batch*	*Method*	*Analyzed*	*By*	Notes
1,1,1,2-Tetrachloroethane	*0.23*	*1*	*0.250*	*92 %*	*70-130*	*1C22028*	*EPA 8011*	*03/23/21 14:17*	*fcv*	

Metals by EPA 6000/7000 Series Methods

^ - ENCO Orlando certified analyte [NELAC E83182]

Analyte [CAS Number]	Results	Flag	Units	DF	MDL	PQL	Batch	Method	Analyzed	By	Notes
Mercury [7439-97-6]^	**0.0539**	I	ug/L	1	0.0230	0.200	1C17020	EPA 7470A	03/18/21 10:24	SSE	

Metals (total recoverable) by EPA 6000/7000 Series Methods

^ - ENCO Orlando certified analyte [NELAC E83182]

Analyte [CAS Number]	Results	Flag	Units	DF	MDL	PQL	Batch	Method	Analyzed	By	Notes
Antimony [7440-36-0]^	2.50	U	ug/L	1	2.50	5.00	1C17011	EPA 6020B	03/18/21 14:39	JMA	
Arsenic [7440-38-2]^	5.00	U	ug/L	1	5.00	10.0	1C17011	EPA 6020B	03/18/21 14:39	JMA	
Barium [7440-39-3]^	50.0	U	ug/L	1	50.0	100	1C17011	EPA 6020B	03/18/21 14:39	JMA	
Beryllium [7440-41-7]^	0.500	U	ug/L	1	0.500	1.00	1C17011	EPA 6020B	03/18/21 14:39	JMA	
Cadmium [7440-43-9]^	**0.888**	I	ug/L	1	0.500	3.00	1C17011	EPA 6020B	03/18/21 14:39	JMA	
Chromium [7440-47-3]^	5.00	U	ug/L	1	5.00	10.0	1C17011	EPA 6020B	03/18/21 14:39	JMA	
Cobalt [7440-48-4]^	**6.16**	I	ug/L	1	5.00	10.0	1C17011	EPA 6020B	03/18/21 14:39	JMA	
Copper [7440-50-8]^	2.50	U	ug/L	1	2.50	10.0	1C17011	EPA 6020B	03/18/21 14:39	JMA	
Iron [7439-89-6]^	**189**		ug/L	1	25.0	50.0	1C17011	EPA 6020B	03/18/21 14:39	JMA	
Lead [7439-92-1]^	2.50	U	ug/L	1	2.50	5.00	1C17011	EPA 6020B	03/18/21 14:39	JMA	
Nickel [7440-02-0]^	5.00	U	ug/L	1	5.00	10.0	1C17011	EPA 6020B	03/18/21 14:39	JMA	
Selenium [7782-49-2]^	5.00	U	ug/L	1	5.00	10.0	1C17011	EPA 6020B	03/18/21 14:39	JMA	
Silver [7440-22-4]^	0.500	U	ug/L	1	0.500	1.00	1C17011	EPA 6020B	03/18/21 14:39	JMA	
Sodium [7440-23-5]^	**14.5**		mg/L	1	0.320	1.00	1C17011	EPA 6020B	03/18/21 14:39	JMA	
Thallium [7440-28-0]^	0.500	U	ug/L	1	0.500	1.00	1C17011	EPA 6020B	03/18/21 14:39	JMA	
Vanadium [7440-62-2]^	5.00	U	ug/L	1	5.00	10.0	1C17011	EPA 6020B	03/18/21 14:39	JMA	
Zinc [7440-66-6]^	75.0	U	ug/L	1	75.0	200	1C17011	EPA 6020B	03/18/21 14:39	JMA	

This report relates only to the sample as received by the laboratory, and may only be reproduced in full.

www.encolabs.com

ANALYTICAL RESULTS

Description: MW-19A
Matrix: Ground Water
Project: ENTERPRISE LF & RECYC (FKA SID LARKIN & SON, INC.)

Lab Sample ID: AE01380-02
Sampled: 03/15/21 11:40
Sampled By: Chris Monaco

Received: 03/16/21 12:55
Work Order: AE01380

Classical Chemistry Parameters

^ - ENCO Orlando certified analyte [NELAC E83182]

Analyte [CAS Number]	Results	Flag	Units	DF	MDL	PQL	Batch	Method	Analyzed	By	Notes
Ammonia as N [7664-41-7]^	0.0098	U	mg/L	1	0.0098	0.020	1C17002	EPA 350.1	03/17/21 09:59	cbarr	
Chloride [16887-00-6]^	**85**		mg/L	1	0.29	5.0	1C16015	EPA 300.0	03/16/21 14:03	ASR	
Nitrate as N [14797-55-8]^	**13**		mg/L	1	0.052	1.0	1C16015	EPA 300.0	03/16/21 14:03	ASR	
Total Dissolved Solids^	**200**		mg/L	1	10	10	1C19015	SM 2540C-2011	03/24/21 11:32	AAL	

Field Parameters

Analyte [CAS Number]	Results	Flag	Units	DF	MDL	PQL	Batch	Method	Analyzed	By	Notes
Depth to Water	**58.79**		Ft	1			1C30060	Field	03/15/21 11:40	CSP	
Dissolved Oxygen	**3.5**		mg/L	1	0	0	1C30060	Field	03/15/21 11:40	CSP	
Oxidation/Reduction Potential	**369.6**		mV	1	-999	-999	1C30060	Field	03/15/21 11:40	CSP	
pH	**4.88**		pH Units	1			1C30060	Field	03/15/21 11:40	CSP	
Specific Conductance (EC)	**444**		umhos/cm	1	0	0	1C30060	Field	03/15/21 11:40	CSP	
Temperature	**24.9**		°C	1	0	0	1C30060	Field	03/15/21 11:40	CSP	
Turbidity	**9.2**		NTU	1	0	0	1C30060	Field	03/15/21 11:40	CSP	
Water Elevation	**88.09**		Ft	1			1C30060	Field	03/15/21 11:40	CSP	

This report relates only to the sample as received by the laboratory, and may only be reproduced in full.

www.encolabs.com

ANALYTICAL RESULTS

Description: MW-20B
Matrix: Ground Water
Project: ENTERPRISE LF & RECYC (FKA SID LARKIN & SON, INC.)

Lab Sample ID: AE01380-03
Sampled: 03/15/21 12:28
Sampled By: Chris Monaco

Received: 03/16/21 12:55
Work Order: AE01380

Volatile Organic Compounds by GCMS

^ - ENCO Orlando certified analyte [NELAC E83182]

Analyte [CAS Number]	Results	Flag	Units	DF	MDL	PQL	Batch	Method	Analyzed	By	Notes
1,1,1,2-Tetrachloroethane [630-20-6]^	0.61	U	ug/L	1	0.61	1.0	1C17009	EPA 8260D	03/17/21 17:02	KKW	
1,1,1-Trichloroethane [71-55-6]^	0.80	U	ug/L	1	0.80	1.0	1C17009	EPA 8260D	03/17/21 17:02	KKW	
1,1,2,2-Tetrachloroethane [79-34-5]^	0.54	U	ug/L	1	0.54	1.0	1C17009	EPA 8260D	03/17/21 17:02	KKW	
1,1,2-Trichloroethane [79-00-5]^	0.76	U	ug/L	1	0.76	1.0	1C17009	EPA 8260D	03/17/21 17:02	KKW	
1,1-Dichloroethane [75-34-3]^	0.62	U	ug/L	1	0.62	1.0	1C17009	EPA 8260D	03/17/21 17:02	KKW	
1,1-Dichloroethene [75-35-4]^	0.94	U	ug/L	1	0.94	1.0	1C17009	EPA 8260D	03/17/21 17:02	KKW	
1,2,3-Trichloropropane [96-18-4]^	0.64	U	ug/L	1	0.64	1.0	1C17009	EPA 8260D	03/17/21 17:02	KKW	
1,2-Dichlorobenzene [95-50-1]^	0.73	U	ug/L	1	0.73	1.0	1C17009	EPA 8260D	03/17/21 17:02	KKW	
1,2-Dichloroethane [107-06-2]^	0.63	U	ug/L	1	0.63	1.0	1C17009	EPA 8260D	03/17/21 17:02	KKW	
1,2-Dichloropropane [78-87-5]^	0.80	U	ug/L	1	0.80	1.0	1C17009	EPA 8260D	03/17/21 17:02	KKW	
1,4-Dichlorobenzene [106-46-7]^	0.76	U	ug/L	1	0.76	1.0	1C17009	EPA 8260D	03/17/21 17:02	KKW	
2-Butanone [78-93-3]^	4.5	U	ug/L	1	4.5	5.0	1C17009	EPA 8260D	03/17/21 17:02	KKW	QV-01
2-Hexanone [591-78-6]^	2.5	U	ug/L	1	2.5	5.0	1C17009	EPA 8260D	03/17/21 17:02	KKW	
4-Methyl-2-pentanone [108-10-1]^	2.5	U	ug/L	1	2.5	5.0	1C17009	EPA 8260D	03/17/21 17:02	KKW	
Acetone [67-64-1]^	10	U	ug/L	1	10	20	1C17009	EPA 8260D	03/17/21 17:02	KKW	QV-01
Acrylonitrile [107-13-1]^	5.0	U	ug/L	1	5.0	10	1C17009	EPA 8260D	03/17/21 17:02	KKW	
Benzene [71-43-2]^	0.71	U	ug/L	1	0.71	1.0	1C17009	EPA 8260D	03/17/21 17:02	KKW	
Bromochloromethane [74-97-5]^	0.94	U	ug/L	1	0.94	1.0	1C17009	EPA 8260D	03/17/21 17:02	KKW	
Bromodichloromethane [75-27-4]^	0.52	U	ug/L	1	0.52	1.0	1C17009	EPA 8260D	03/17/21 17:02	KKW	
Bromoform [75-25-2]^	0.75	U	ug/L	1	0.75	1.0	1C17009	EPA 8260D	03/17/21 17:02	KKW	
Bromomethane [74-83-9]^	0.95	U	ug/L	1	0.95	1.0	1C17009	EPA 8260D	03/17/21 17:02	KKW	QV-01
Carbon disulfide [75-15-0]^	2.5	U	ug/L	1	2.5	5.0	1C17009	EPA 8260D	03/17/21 17:02	KKW	QV-01
Carbon tetrachloride [56-23-5]^	0.94	U	ug/L	1	0.94	1.0	1C17009	EPA 8260D	03/17/21 17:02	KKW	
Chlorobenzene [108-90-7]^	0.72	U	ug/L	1	0.72	1.0	1C17009	EPA 8260D	03/17/21 17:02	KKW	
Chloroethane [75-00-3]^	0.98	U	ug/L	1	0.98	1.0	1C17009	EPA 8260D	03/17/21 17:02	KKW	QV-01
Chloroform [67-66-3]^	0.80	U	ug/L	1	0.80	1.0	1C17009	EPA 8260D	03/17/21 17:02	KKW	
Chloromethane [74-87-3]^	0.82	U	ug/L	1	0.82	1.0	1C17009	EPA 8260D	03/17/21 17:02	KKW	QV-01
cis-1,2-Dichloroethene [156-59-2]^	0.53	U	ug/L	1	0.53	1.0	1C17009	EPA 8260D	03/17/21 17:02	KKW	
cis-1,3-Dichloropropene [10061-01-5]^	0.59	U	ug/L	1	0.59	1.0	1C17009	EPA 8260D	03/17/21 17:02	KKW	
Dibromochloromethane [124-48-1]^	0.50	U	ug/L	1	0.50	1.0	1C17009	EPA 8260D	03/17/21 17:02	KKW	
Dibromomethane [74-95-3]^	0.84	U	ug/L	1	0.84	1.0	1C17009	EPA 8260D	03/17/21 17:02	KKW	
Ethylbenzene [100-41-4]^	0.69	U	ug/L	1	0.69	1.0	1C17009	EPA 8260D	03/17/21 17:02	KKW	
Iodomethane [74-88-4]^	2.5	U	ug/L	1	2.5	5.0	1C17009	EPA 8260D	03/17/21 17:02	KKW	QL-02, QV-01
m,p-Xylenes [108-38-3/106-42-3]^	1.3	U	ug/L	1	1.3	2.0	1C17009	EPA 8260D	03/17/21 17:02	KKW	
Methylene chloride [75-09-2]^	2.5	U	ug/L	1	2.5	5.0	1C17009	EPA 8260D	03/17/21 17:02	KKW	
o-Xylene [95-47-6]^	0.53	U	ug/L	1	0.53	1.0	1C17009	EPA 8260D	03/17/21 17:02	KKW	
Styrene [100-42-5]^	0.61	U	ug/L	1	0.61	1.0	1C17009	EPA 8260D	03/17/21 17:02	KKW	
Tetrachloroethene [127-18-4]^	0.76	U	ug/L	1	0.76	1.0	1C17009	EPA 8260D	03/17/21 17:02	KKW	
Toluene [108-88-3]^	0.72	U	ug/L	1	0.72	1.0	1C17009	EPA 8260D	03/17/21 17:02	KKW	
trans-1,2-Dichloroethene [156-60-5]^	0.73	U	ug/L	1	0.73	1.0	1C17009	EPA 8260D	03/17/21 17:02	KKW	
trans-1,3-Dichloropropene [10061-02-6]^	0.73	U	ug/L	1	0.73	1.0	1C17009	EPA 8260D	03/17/21 17:02	KKW	
trans-1,4-Dichloro-2-butene [110-57-6]^	0.79	U	ug/L	1	0.79	1.0	1C17009	EPA 8260D	03/17/21 17:02	KKW	
Trichloroethene [79-01-6]^	0.89	U	ug/L	1	0.89	1.0	1C17009	EPA 8260D	03/17/21 17:02	KKW	
Trichlorofluoromethane [75-69-4]^	0.94	U	ug/L	1	0.94	1.0	1C17009	EPA 8260D	03/17/21 17:02	KKW	
Vinyl acetate [108-05-4]^	2.5	U	ug/L	1	2.5	5.0	1C17009	EPA 8260D	03/17/21 17:02	KKW	QL-02, QV-01

This report relates only to the sample as received by the laboratory, and may only be reproduced in full.

www.encolabs.com

ANALYTICAL RESULTS

Description: MW-20B
Matrix: Ground Water
Project: ENTERPRISE LF & RECYC (FKA SID LARKIN & SON, INC.)

Lab Sample ID: AE01380-03
Sampled: 03/15/21 12:28
Sampled By: Chris Monaco

Received: 03/16/21 12:55
Work Order: AE01380

Volatile Organic Compounds by GCMS

^ - ENCO Orlando certified analyte [NELAC E83182]

Analyte [CAS Number]	Results	Flag	Units	DF	MDL	PQL	Batch	Method	Analyzed	By	Notes
Vinyl chloride [75-01-4]^	0.71	U	ug/L	1	0.71	1.0	1C17009	EPA 8260D	03/17/21 17:02	KKW	
Xylenes (Total) [1330-20-7]^	1.3	U	ug/L	1	1.3	2.0	1C17009	EPA 8260D	03/17/21 17:02	KKW	

Surrogates	*Results*	*DF*	*Spike Lvl*	*% Rec*	*% Rec Limits*	*Batch*	*Method*	*Analyzed*	*By*	Notes
4-Bromofluorobenzene	*46*	*1*	*50.0*	*92 %*	*41-142*	*1C17009*	*EPA 8260D*	*03/17/21 17:02*	*KKW*	
Dibromofluoromethane	*55*	*1*	*50.0*	*109 %*	*53-146*	*1C17009*	*EPA 8260D*	*03/17/21 17:02*	*KKW*	
Toluene-d8	*53*	*1*	*50.0*	*107 %*	*41-146*	*1C17009*	*EPA 8260D*	*03/17/21 17:02*	*KKW*	

Semivolatile Organic Compounds by GC

^ - ENCO Orlando certified analyte [NELAC E83182]

Analyte [CAS Number]	Results	Flag	Units	DF	MDL	PQL	Batch	Method	Analyzed	By	Notes
1,2-Dibromo-3-chloropropane [96-12-8]^	0.012	U	ug/L	1	0.012	0.020	1C22028	EPA 8011	03/23/21 14:32	fcv	
1,2-Dibromoethane [106-93-4]^	0.010	U	ug/L	1	0.010	0.020	1C22028	EPA 8011	03/23/21 14:32	fcv	

Surrogates	*Results*	*DF*	*Spike Lvl*	*% Rec*	*% Rec Limits*	*Batch*	*Method*	*Analyzed*	*By*	Notes
1,1,1,2-Tetrachloroethane	*0.24*	*1*	*0.250*	*94 %*	*70-130*	*1C22028*	*EPA 8011*	*03/23/21 14:32*	*fcv*	

Metals by EPA 6000/7000 Series Methods

^ - ENCO Orlando certified analyte [NELAC E83182]

Analyte [CAS Number]	Results	Flag	Units	DF	MDL	PQL	Batch	Method	Analyzed	By	Notes
Mercury [7439-97-6]^	0.0230	U	ug/L	1	0.0230	0.200	1C17020	EPA 7470A	03/18/21 10:28	SSE	

Metals (total recoverable) by EPA 6000/7000 Series Methods

^ - ENCO Orlando certified analyte [NELAC E83182]

Analyte [CAS Number]	Results	Flag	Units	DF	MDL	PQL	Batch	Method	Analyzed	By	Notes
Antimony [7440-36-0]^	2.50	U	ug/L	1	2.50	5.00	1C17011	EPA 6020B	03/18/21 14:42	JMA	
Arsenic [7440-38-2]^	5.00	U	ug/L	1	5.00	10.0	1C17011	EPA 6020B	03/18/21 14:42	JMA	
Barium [7440-39-3]^	50.0	U	ug/L	1	50.0	100	1C17011	EPA 6020B	03/18/21 14:42	JMA	
Beryllium [7440-41-7]^	0.500	U	ug/L	1	0.500	1.00	1C17011	EPA 6020B	03/18/21 14:42	JMA	
Cadmium [7440-43-9]^	0.500	U	ug/L	1	0.500	3.00	1C17011	EPA 6020B	03/18/21 14:42	JMA	
Chromium [7440-47-3]^	**9.28**	I	ug/L	1	5.00	10.0	1C17011	EPA 6020B	03/18/21 14:42	JMA	
Cobalt [7440-48-4]^	5.00	U	ug/L	1	5.00	10.0	1C17011	EPA 6020B	03/18/21 14:42	JMA	
Copper [7440-50-8]^	2.50	U	ug/L	1	2.50	10.0	1C17011	EPA 6020B	03/18/21 14:42	JMA	
Iron [7439-89-6]^	**197**		ug/L	1	25.0	50.0	1C17011	EPA 6020B	03/18/21 14:42	JMA	
Lead [7439-92-1]^	2.50	U	ug/L	1	2.50	5.00	1C17011	EPA 6020B	03/18/21 14:42	JMA	
Nickel [7440-02-0]^	**8.08**	I	ug/L	1	5.00	10.0	1C17011	EPA 6020B	03/18/21 14:42	JMA	
Selenium [7782-49-2]^	5.00	U	ug/L	1	5.00	10.0	1C17011	EPA 6020B	03/18/21 14:42	JMA	
Silver [7440-22-4]^	0.500	U	ug/L	1	0.500	1.00	1C17011	EPA 6020B	03/18/21 14:42	JMA	
Sodium [7440-23-5]^	**8.53**		mg/L	1	0.320	1.00	1C17011	EPA 6020B	03/18/21 14:42	JMA	
Thallium [7440-28-0]^	0.500	U	ug/L	1	0.500	1.00	1C17011	EPA 6020B	03/18/21 14:42	JMA	
Vanadium [7440-62-2]^	5.00	U	ug/L	1	5.00	10.0	1C17011	EPA 6020B	03/18/21 14:42	JMA	
Zinc [7440-66-6]^	75.0	U	ug/L	1	75.0	200	1C17011	EPA 6020B	03/18/21 14:42	JMA	

This report relates only to the sample as received by the laboratory, and may only be reproduced in full.

www.encolabs.com

ANALYTICAL RESULTS

Description: MW-20B
Matrix: Ground Water
Project: ENTERPRISE LF & RECYC (FKA SID LARKIN & SON, INC.)

Lab Sample ID: AE01380-03
Sampled: 03/15/21 12:28
Sampled By: Chris Monaco

Received: 03/16/21 12:55
Work Order: AE01380

Classical Chemistry Parameters

^ - ENCO Orlando certified analyte [NELAC E83182]

Analyte [CAS Number]	Results	Flag	Units	DF	MDL	PQL	Batch	Method	Analyzed	By	Notes
Ammonia as N [7664-41-7]^	0.0098	U	mg/L	1	0.0098	0.020	1C17002	EPA 350.1	03/17/21 10:00	cbarr	
Chloride [16887-00-6]^	**16**		mg/L	1	0.29	5.0	1C16015	EPA 300.0	03/16/21 14:17	ASR	
Nitrate as N [14797-55-8]^	**2.4**		mg/L	1	0.052	1.0	1C16015	EPA 300.0	03/16/21 14:17	ASR	
Total Dissolved Solids^	**220**		mg/L	1	10	10	1C19015	SM 2540C-2011	03/24/21 11:32	AAL	

Field Parameters

Analyte [CAS Number]	Results	Flag	Units	DF	MDL	PQL	Batch	Method	Analyzed	By	Notes
Depth to Water	**57.85**		Ft	1			1C30060	Field	03/15/21 12:28	CSP	
Dissolved Oxygen	**4.6**		mg/L	1	0	0	1C30060	Field	03/15/21 12:28	CSP	
Oxidation/Reduction Potential	**265.1**		mV	1	-999	-999	1C30060	Field	03/15/21 12:28	CSP	
pH	**7.04**		pH Units	1			1C30060	Field	03/15/21 12:28	CSP	
Specific Conductance (EC)	**406**		umhos/cm	1	0	0	1C30060	Field	03/15/21 12:28	CSP	
Temperature	**26**		°C	1	0	0	1C30060	Field	03/15/21 12:28	CSP	
Turbidity	**12.8**		NTU	1	0	0	1C30060	Field	03/15/21 12:28	CSP	
Water Elevation	**69.01**		Ft	1			1C30060	Field	03/15/21 12:28	CSP	

This report relates only to the sample as received by the laboratory, and may only be reproduced in full.

www.encolabs.com

ANALYTICAL RESULTS

Description: MW-24B
Matrix: Ground Water
Project: ENTERPRISE LF & RECYC (FKA SID LARKIN & SON, INC.)

Lab Sample ID: AE01380-04
Sampled: 03/15/21 13:03
Sampled By: Chris Monaco

Received: 03/16/21 12:55
Work Order: AE01380

Volatile Organic Compounds by GCMS

^ - ENCO Orlando certified analyte [NELAC E83182]

Analyte [CAS Number]	Results	Flag	Units	DF	MDL	PQL	Batch	Method	Analyzed	By	Notes
1,1,1,2-Tetrachloroethane [630-20-6]^	0.61	U	ug/L	1	0.61	1.0	1C17009	EPA 8260D	03/17/21 17:30	KKW	
1,1,1-Trichloroethane [71-55-6]^	0.80	U	ug/L	1	0.80	1.0	1C17009	EPA 8260D	03/17/21 17:30	KKW	
1,1,2,2-Tetrachloroethane [79-34-5]^	0.54	U	ug/L	1	0.54	1.0	1C17009	EPA 8260D	03/17/21 17:30	KKW	
1,1,2-Trichloroethane [79-00-5]^	0.76	U	ug/L	1	0.76	1.0	1C17009	EPA 8260D	03/17/21 17:30	KKW	
1,1-Dichloroethane [75-34-3]^	0.62	U	ug/L	1	0.62	1.0	1C17009	EPA 8260D	03/17/21 17:30	KKW	
1,1-Dichloroethene [75-35-4]^	0.94	U	ug/L	1	0.94	1.0	1C17009	EPA 8260D	03/17/21 17:30	KKW	
1,2,3-Trichloropropane [96-18-4]^	0.64	U	ug/L	1	0.64	1.0	1C17009	EPA 8260D	03/17/21 17:30	KKW	
1,2-Dichlorobenzene [95-50-1]^	0.73	U	ug/L	1	0.73	1.0	1C17009	EPA 8260D	03/17/21 17:30	KKW	
1,2-Dichloroethane [107-06-2]^	0.63	U	ug/L	1	0.63	1.0	1C17009	EPA 8260D	03/17/21 17:30	KKW	
1,2-Dichloropropane [78-87-5]^	0.80	U	ug/L	1	0.80	1.0	1C17009	EPA 8260D	03/17/21 17:30	KKW	
1,4-Dichlorobenzene [106-46-7]^	0.76	U	ug/L	1	0.76	1.0	1C17009	EPA 8260D	03/17/21 17:30	KKW	
2-Butanone [78-93-3]^	4.5	U	ug/L	1	4.5	5.0	1C17009	EPA 8260D	03/17/21 17:30	KKW	QV-01
2-Hexanone [591-78-6]^	2.5	U	ug/L	1	2.5	5.0	1C17009	EPA 8260D	03/17/21 17:30	KKW	
4-Methyl-2-pentanone [108-10-1]^	2.5	U	ug/L	1	2.5	5.0	1C17009	EPA 8260D	03/17/21 17:30	KKW	
Acetone [67-64-1]^	10	U	ug/L	1	10	20	1C17009	EPA 8260D	03/17/21 17:30	KKW	QV-01
Acrylonitrile [107-13-1]^	5.0	U	ug/L	1	5.0	10	1C17009	EPA 8260D	03/17/21 17:30	KKW	
Benzene [71-43-2]^	0.71	U	ug/L	1	0.71	1.0	1C17009	EPA 8260D	03/17/21 17:30	KKW	
Bromochloromethane [74-97-5]^	0.94	U	ug/L	1	0.94	1.0	1C17009	EPA 8260D	03/17/21 17:30	KKW	
Bromodichloromethane [75-27-4]^	0.52	U	ug/L	1	0.52	1.0	1C17009	EPA 8260D	03/17/21 17:30	KKW	
Bromoform [75-25-2]^	0.75	U	ug/L	1	0.75	1.0	1C17009	EPA 8260D	03/17/21 17:30	KKW	
Bromomethane [74-83-9]^	0.95	U	ug/L	1	0.95	1.0	1C17009	EPA 8260D	03/17/21 17:30	KKW	QV-01
Carbon disulfide [75-15-0]^	2.5	U	ug/L	1	2.5	5.0	1C17009	EPA 8260D	03/17/21 17:30	KKW	QV-01
Carbon tetrachloride [56-23-5]^	0.94	U	ug/L	1	0.94	1.0	1C17009	EPA 8260D	03/17/21 17:30	KKW	
Chlorobenzene [108-90-7]^	0.72	U	ug/L	1	0.72	1.0	1C17009	EPA 8260D	03/17/21 17:30	KKW	
Chloroethane [75-00-3]^	0.98	U	ug/L	1	0.98	1.0	1C17009	EPA 8260D	03/17/21 17:30	KKW	QV-01
Chloroform [67-66-3]^	**1.6**		ug/L	1	0.80	1.0	1C17009	EPA 8260D	03/17/21 17:30	KKW	
Chloromethane [74-87-3]^	0.82	U	ug/L	1	0.82	1.0	1C17009	EPA 8260D	03/17/21 17:30	KKW	QV-01
cis-1,2-Dichloroethene [156-59-2]^	0.53	U	ug/L	1	0.53	1.0	1C17009	EPA 8260D	03/17/21 17:30	KKW	
cis-1,3-Dichloropropene [10061-01-5]^	0.59	U	ug/L	1	0.59	1.0	1C17009	EPA 8260D	03/17/21 17:30	KKW	
Dibromochloromethane [124-48-1]^	0.50	U	ug/L	1	0.50	1.0	1C17009	EPA 8260D	03/17/21 17:30	KKW	
Dibromomethane [74-95-3]^	0.84	U	ug/L	1	0.84	1.0	1C17009	EPA 8260D	03/17/21 17:30	KKW	
Ethylbenzene [100-41-4]^	0.69	U	ug/L	1	0.69	1.0	1C17009	EPA 8260D	03/17/21 17:30	KKW	
Iodomethane [74-88-4]^	2.5	U	ug/L	1	2.5	5.0	1C17009	EPA 8260D	03/17/21 17:30	KKW	QL-02, QV-01
m,p-Xylenes [108-38-3/106-42-3]^	1.3	U	ug/L	1	1.3	2.0	1C17009	EPA 8260D	03/17/21 17:30	KKW	
Methylene chloride [75-09-2]^	2.5	U	ug/L	1	2.5	5.0	1C17009	EPA 8260D	03/17/21 17:30	KKW	
o-Xylene [95-47-6]^	0.53	U	ug/L	1	0.53	1.0	1C17009	EPA 8260D	03/17/21 17:30	KKW	
Styrene [100-42-5]^	0.61	U	ug/L	1	0.61	1.0	1C17009	EPA 8260D	03/17/21 17:30	KKW	
Tetrachloroethene [127-18-4]^	0.76	U	ug/L	1	0.76	1.0	1C17009	EPA 8260D	03/17/21 17:30	KKW	
Toluene [108-88-3]^	0.72	U	ug/L	1	0.72	1.0	1C17009	EPA 8260D	03/17/21 17:30	KKW	
trans-1,2-Dichloroethene [156-60-5]^	0.73	U	ug/L	1	0.73	1.0	1C17009	EPA 8260D	03/17/21 17:30	KKW	
trans-1,3-Dichloropropene [10061-02-6]^	0.73	U	ug/L	1	0.73	1.0	1C17009	EPA 8260D	03/17/21 17:30	KKW	
trans-1,4-Dichloro-2-butene [110-57-6]^	0.79	U	ug/L	1	0.79	1.0	1C17009	EPA 8260D	03/17/21 17:30	KKW	
Trichloroethene [79-01-6]^	0.89	U	ug/L	1	0.89	1.0	1C17009	EPA 8260D	03/17/21 17:30	KKW	
Trichlorofluoromethane [75-69-4]^	0.94	U	ug/L	1	0.94	1.0	1C17009	EPA 8260D	03/17/21 17:30	KKW	
Vinyl acetate [108-05-4]^	2.5	U	ug/L	1	2.5	5.0	1C17009	EPA 8260D	03/17/21 17:30	KKW	QL-02, QV-01

This report relates only to the sample as received by the laboratory, and may only be reproduced in full.

www.encolabs.com

ANALYTICAL RESULTS

Description: MW-24B
Matrix: Ground Water
Project: ENTERPRISE LF & RECYC (FKA SID LARKIN & SON, INC.)

Lab Sample ID: AE01380-04
Sampled: 03/15/21 13:03
Sampled By: Chris Monaco

Received: 03/16/21 12:55
Work Order: AE01380

Volatile Organic Compounds by GCMS

^ - ENCO Orlando certified analyte [NELAC E83182]

Analyte [CAS Number]	Results	Flag	Units	DF	MDL	PQL	Batch	Method	Analyzed	By	Notes
Vinyl chloride [75-01-4]^	0.71	U	ug/L	1	0.71	1.0	1C17009	EPA 8260D	03/17/21 17:30	KKW	
Xylenes (Total) [1330-20-7]^	1.3	U	ug/L	1	1.3	2.0	1C17009	EPA 8260D	03/17/21 17:30	KKW	

Surrogates	*Results*	*DF*	*Spike Lvl*	*% Rec*	*% Rec Limits*	*Batch*	*Method*	*Analyzed*	*By*	Notes
4-Bromofluorobenzene	*45*	*1*	*50.0*	*90 %*	*41-142*	*1C17009*	*EPA 8260D*	*03/17/21 17:30*	*KKW*	
Dibromofluoromethane	*55*	*1*	*50.0*	*111 %*	*53-146*	*1C17009*	*EPA 8260D*	*03/17/21 17:30*	*KKW*	
Toluene-d8	*53*	*1*	*50.0*	*105 %*	*41-146*	*1C17009*	*EPA 8260D*	*03/17/21 17:30*	*KKW*	

Semivolatile Organic Compounds by GC

^ - ENCO Orlando certified analyte [NELAC E83182]

Analyte [CAS Number]	Results	Flag	Units	DF	MDL	PQL	Batch	Method	Analyzed	By	Notes
1,2-Dibromo-3-chloropropane [96-12-8]^	0.012	U	ug/L	1	0.012	0.020	1C22028	EPA 8011	03/23/21 14:48	fcv	
1,2-Dibromoethane [106-93-4]^	0.010	U	ug/L	1	0.010	0.020	1C22028	EPA 8011	03/23/21 14:48	fcv	

Surrogates	*Results*	*DF*	*Spike Lvl*	*% Rec*	*% Rec Limits*	*Batch*	*Method*	*Analyzed*	*By*	Notes
1,1,1,2-Tetrachloroethane	*0.29*	*1*	*0.250*	*115 %*	*70-130*	*1C22028*	*EPA 8011*	*03/23/21 14:48*	*fcv*	

Metals by EPA 6000/7000 Series Methods

^ - ENCO Orlando certified analyte [NELAC E83182]

Analyte [CAS Number]	Results	Flag	Units	DF	MDL	PQL	Batch	Method	Analyzed	By	Notes
Mercury [7439-97-6]^	0.0230	U	ug/L	1	0.0230	0.200	1C17020	EPA 7470A	03/18/21 10:31	SSE	

Metals (total recoverable) by EPA 6000/7000 Series Methods

^ - ENCO Orlando certified analyte [NELAC E83182]

Analyte [CAS Number]	Results	Flag	Units	DF	MDL	PQL	Batch	Method	Analyzed	By	Notes
Antimony [7440-36-0]^	2.50	U	ug/L	1	2.50	5.00	1C17011	EPA 6020B	03/18/21 14:45	JMA	
Arsenic [7440-38-2]^	5.00	U	ug/L	1	5.00	10.0	1C17011	EPA 6020B	03/18/21 14:45	JMA	
Barium [7440-39-3]^	50.0	U	ug/L	1	50.0	100	1C17011	EPA 6020B	03/18/21 14:45	JMA	
Beryllium [7440-41-7]^	0.500	U	ug/L	1	0.500	1.00	1C17011	EPA 6020B	03/18/21 14:45	JMA	
Cadmium [7440-43-9]^	0.500	U	ug/L	1	0.500	3.00	1C17011	EPA 6020B	03/18/21 14:45	JMA	
Chromium [7440-47-3]^	5.00	U	ug/L	1	5.00	10.0	1C17011	EPA 6020B	03/18/21 14:45	JMA	
Cobalt [7440-48-4]^	5.00	U	ug/L	1	5.00	10.0	1C17011	EPA 6020B	03/18/21 14:45	JMA	
Copper [7440-50-8]^	2.50	U	ug/L	1	2.50	10.0	1C17011	EPA 6020B	03/18/21 14:45	JMA	
Iron [7439-89-6]^	25.0	U	ug/L	1	25.0	50.0	1C17011	EPA 6020B	03/18/21 14:45	JMA	
Lead [7439-92-1]^	2.50	U	ug/L	1	2.50	5.00	1C17011	EPA 6020B	03/18/21 14:45	JMA	
Nickel [7440-02-0]^	5.00	U	ug/L	1	5.00	10.0	1C17011	EPA 6020B	03/18/21 14:45	JMA	
Selenium [7782-49-2]^	5.00	U	ug/L	1	5.00	10.0	1C17011	EPA 6020B	03/18/21 14:45	JMA	
Silver [7440-22-4]^	0.500	U	ug/L	1	0.500	1.00	1C17011	EPA 6020B	03/18/21 14:45	JMA	
Sodium [7440-23-5]^	**7.50**		mg/L	1	0.320	1.00	1C17011	EPA 6020B	03/18/21 14:45	JMA	
Thallium [7440-28-0]^	0.500	U	ug/L	1	0.500	1.00	1C17011	EPA 6020B	03/18/21 14:45	JMA	
Vanadium [7440-62-2]^	5.00	U	ug/L	1	5.00	10.0	1C17011	EPA 6020B	03/18/21 14:45	JMA	
Zinc [7440-66-6]^	75.0	U	ug/L	1	75.0	200	1C17011	EPA 6020B	03/18/21 14:45	JMA	

This report relates only to the sample as received by the laboratory, and may only be reproduced in full.

www.encolabs.com

ANALYTICAL RESULTS

Description: MW-24B
Matrix: Ground Water
Project: ENTERPRISE LF & RECYC (FKA SID LARKIN & SON, INC.)

Lab Sample ID: AE01380-04
Sampled: 03/15/21 13:03
Sampled By: Chris Monaco

Received: 03/16/21 12:55
Work Order: AE01380

Classical Chemistry Parameters

^ - ENCO Orlando certified analyte [NELAC E83182]

Analyte [CAS Number]	Results	Flag	Units	DF	MDL	PQL	Batch	Method	Analyzed	By	Notes
Ammonia as N [7664-41-7]^	0.0098	U	mg/L	1	0.0098	0.020	1C17002	EPA 350.1	03/17/21 10:01	cbarr	
Chloride [16887-00-6]^	**9.5**		mg/L	1	0.29	5.0	1C16015	EPA 300.0	03/16/21 14:31	ASR	
Nitrate as N [14797-55-8]^	**2.5**		mg/L	1	0.052	1.0	1C16015	EPA 300.0	03/16/21 14:31	ASR	
Total Dissolved Solids^	**94**		mg/L	1	10	10	1C19015	SM 2540C-2011	03/24/21 11:32	AAL	

Field Parameters

Analyte [CAS Number]	Results	Flag	Units	DF	MDL	PQL	Batch	Method	Analyzed	By	Notes
Depth to Water	**26.02**		Ft	1			1C30060	Field	03/15/21 13:03	CSP	
Dissolved Oxygen	**4.87**		mg/L	1	0	0	1C30060	Field	03/15/21 13:03	CSP	
Oxidation/Reduction Potential	**244.1**		mV	1	-999	-999	1C30060	Field	03/15/21 13:03	CSP	
pH	**7.58**		pH Units	1			1C30060	Field	03/15/21 13:03	CSP	
Specific Conductance (EC)	**211**		umhos/cm	1	0	0	1C30060	Field	03/15/21 13:03	CSP	
Temperature	**24.9**		°C	1	0	0	1C30060	Field	03/15/21 13:03	CSP	
Turbidity	**8.4**		NTU	1	0	0	1C30060	Field	03/15/21 13:03	CSP	
Water Elevation	**69.02**		Ft	1			1C30060	Field	03/15/21 13:03	CSP	

This report relates only to the sample as received by the laboratory, and may only be reproduced in full.

www.encolabs.com

ANALYTICAL RESULTS

Description: MW-24A
Matrix: Ground Water
Project: ENTERPRISE LF & RECYC (FKA SID LARKIN & SON, INC.)

Lab Sample ID: AE01380-05
Sampled: 03/15/21 14:01
Sampled By: Chris Monaco

Received: 03/16/21 12:55
Work Order: AE01380

Volatile Organic Compounds by GCMS

^ - ENCO Orlando certified analyte [NELAC E83182]

Analyte [CAS Number]	Results	Flag	Units	DF	MDL	PQL	Batch	Method	Analyzed	By	Notes
1,1,1,2-Tetrachloroethane [630-20-6]^	0.61	U	ug/L	1	0.61	1.0	1C17017	EPA 8260D	03/17/21 16:06	KKW	
1,1,1-Trichloroethane [71-55-6]^	0.80	U	ug/L	1	0.80	1.0	1C17017	EPA 8260D	03/17/21 16:06	KKW	
1,1,2,2-Tetrachloroethane [79-34-5]^	0.54	U	ug/L	1	0.54	1.0	1C17017	EPA 8260D	03/17/21 16:06	KKW	
1,1,2-Trichloroethane [79-00-5]^	0.76	U	ug/L	1	0.76	1.0	1C17017	EPA 8260D	03/17/21 16:06	KKW	
1,1-Dichloroethane [75-34-3]^	0.62	U	ug/L	1	0.62	1.0	1C17017	EPA 8260D	03/17/21 16:06	KKW	
1,1-Dichloroethene [75-35-4]^	0.94	U	ug/L	1	0.94	1.0	1C17017	EPA 8260D	03/17/21 16:06	KKW	
1,2,3-Trichloropropane [96-18-4]^	0.64	U	ug/L	1	0.64	1.0	1C17017	EPA 8260D	03/17/21 16:06	KKW	
1,2-Dichlorobenzene [95-50-1]^	0.73	U	ug/L	1	0.73	1.0	1C17017	EPA 8260D	03/17/21 16:06	KKW	
1,2-Dichloroethane [107-06-2]^	0.63	U	ug/L	1	0.63	1.0	1C17017	EPA 8260D	03/17/21 16:06	KKW	
1,2-Dichloropropane [78-87-5]^	0.80	U	ug/L	1	0.80	1.0	1C17017	EPA 8260D	03/17/21 16:06	KKW	
1,4-Dichlorobenzene [106-46-7]^	0.76	U	ug/L	1	0.76	1.0	1C17017	EPA 8260D	03/17/21 16:06	KKW	
2-Butanone [78-93-3]^	4.5	U	ug/L	1	4.5	5.0	1C17017	EPA 8260D	03/17/21 16:06	KKW	
2-Hexanone [591-78-6]^	2.5	U	ug/L	1	2.5	5.0	1C17017	EPA 8260D	03/17/21 16:06	KKW	
4-Methyl-2-pentanone [108-10-1]^	2.5	U	ug/L	1	2.5	5.0	1C17017	EPA 8260D	03/17/21 16:06	KKW	
Acetone [67-64-1]^	10	U	ug/L	1	10	20	1C17017	EPA 8260D	03/17/21 16:06	KKW	
Acrylonitrile [107-13-1]^	5.0	U	ug/L	1	5.0	10	1C17017	EPA 8260D	03/17/21 16:06	KKW	QL-02
Benzene [71-43-2]^	0.71	U	ug/L	1	0.71	1.0	1C17017	EPA 8260D	03/17/21 16:06	KKW	
Bromochloromethane [74-97-5]^	0.94	U	ug/L	1	0.94	1.0	1C17017	EPA 8260D	03/17/21 16:06	KKW	
Bromodichloromethane [75-27-4]^	0.52	U	ug/L	1	0.52	1.0	1C17017	EPA 8260D	03/17/21 16:06	KKW	
Bromoform [75-25-2]^	0.75	U	ug/L	1	0.75	1.0	1C17017	EPA 8260D	03/17/21 16:06	KKW	
Bromomethane [74-83-9]^	0.95	U	ug/L	1	0.95	1.0	1C17017	EPA 8260D	03/17/21 16:06	KKW	
Carbon disulfide [75-15-0]^	2.5	U	ug/L	1	2.5	5.0	1C17017	EPA 8260D	03/17/21 16:06	KKW	
Carbon tetrachloride [56-23-5]^	0.94	U	ug/L	1	0.94	1.0	1C17017	EPA 8260D	03/17/21 16:06	KKW	
Chlorobenzene [108-90-7]^	0.72	U	ug/L	1	0.72	1.0	1C17017	EPA 8260D	03/17/21 16:06	KKW	
Chloroethane [75-00-3]^	0.98	U	ug/L	1	0.98	1.0	1C17017	EPA 8260D	03/17/21 16:06	KKW	
Chloroform [67-66-3]^	0.80	U	ug/L	1	0.80	1.0	1C17017	EPA 8260D	03/17/21 16:06	KKW	
Chloromethane [74-87-3]^	0.82	U	ug/L	1	0.82	1.0	1C17017	EPA 8260D	03/17/21 16:06	KKW	
cis-1,2-Dichloroethene [156-59-2]^	0.53	U	ug/L	1	0.53	1.0	1C17017	EPA 8260D	03/17/21 16:06	KKW	
cis-1,3-Dichloropropene [10061-01-5]^	0.59	U	ug/L	1	0.59	1.0	1C17017	EPA 8260D	03/17/21 16:06	KKW	
Dibromochloromethane [124-48-1]^	0.50	U	ug/L	1	0.50	1.0	1C17017	EPA 8260D	03/17/21 16:06	KKW	
Dibromomethane [74-95-3]^	0.84	U	ug/L	1	0.84	1.0	1C17017	EPA 8260D	03/17/21 16:06	KKW	
Ethylbenzene [100-41-4]^	0.69	U	ug/L	1	0.69	1.0	1C17017	EPA 8260D	03/17/21 16:06	KKW	
Iodomethane [74-88-4]^	2.5	U	ug/L	1	2.5	5.0	1C17017	EPA 8260D	03/17/21 16:06	KKW	
m,p-Xylenes [108-38-3/106-42-3]^	1.3	U	ug/L	1	1.3	2.0	1C17017	EPA 8260D	03/17/21 16:06	KKW	
Methylene chloride [75-09-2]^	2.5	U	ug/L	1	2.5	5.0	1C17017	EPA 8260D	03/17/21 16:06	KKW	
o-Xylene [95-47-6]^	0.53	U	ug/L	1	0.53	1.0	1C17017	EPA 8260D	03/17/21 16:06	KKW	
Styrene [100-42-5]^	0.61	U	ug/L	1	0.61	1.0	1C17017	EPA 8260D	03/17/21 16:06	KKW	
Tetrachloroethene [127-18-4]^	0.76	U	ug/L	1	0.76	1.0	1C17017	EPA 8260D	03/17/21 16:06	KKW	
Toluene [108-88-3]^	0.72	U	ug/L	1	0.72	1.0	1C17017	EPA 8260D	03/17/21 16:06	KKW	
trans-1,2-Dichloroethene [156-60-5]^	0.73	U	ug/L	1	0.73	1.0	1C17017	EPA 8260D	03/17/21 16:06	KKW	
trans-1,3-Dichloropropene [10061-02-6]^	0.73	U	ug/L	1	0.73	1.0	1C17017	EPA 8260D	03/17/21 16:06	KKW	
trans-1,4-Dichloro-2-butene [110-57-6]^	0.79	U	ug/L	1	0.79	1.0	1C17017	EPA 8260D	03/17/21 16:06	KKW	
Trichloroethene [79-01-6]^	0.89	U	ug/L	1	0.89	1.0	1C17017	EPA 8260D	03/17/21 16:06	KKW	
Trichlorofluoromethane [75-69-4]^	0.94	U	ug/L	1	0.94	1.0	1C17017	EPA 8260D	03/17/21 16:06	KKW	
Vinyl acetate [108-05-4]^	2.5	U	ug/L	1	2.5	5.0	1C17017	EPA 8260D	03/17/21 16:06	KKW	
Vinyl chloride [75-01-4]^	0.71	U	ug/L	1	0.71	1.0	1C17017	EPA 8260D	03/17/21 16:06	KKW	

This report relates only to the sample as received by the laboratory, and may only be reproduced in full.

www.encolabs.com

ANALYTICAL RESULTS

Description: MW-24A
Matrix: Ground Water
Project: ENTERPRISE LF & RECYC (FKA SID LARKIN & SON, INC.)

Lab Sample ID: AE01380-05
Sampled: 03/15/21 14:01
Sampled By: Chris Monaco

Received: 03/16/21 12:55
Work Order: AE01380

Volatile Organic Compounds by GCMS

^ - ENCO Orlando certified analyte [NELAC E83182]

Analyte [CAS Number]	Results	Flag	Units	DF	MDL	PQL	Batch	Method	Analyzed	By	Notes
Xylenes (Total) [1330-20-7]^	1.3	U	ug/L	1	1.3	2.0	1C17017	EPA 8260D	03/17/21 16:06	KKW	

Surrogates	*Results*	*DF*	*Spike Lvl*	*% Rec*	*% Rec Limits*	*Batch*	*Method*	*Analyzed*	*By*	Notes
4-Bromofluorobenzene	*51*	*1*	*50.0*	*102 %*	*41-142*	*1C17017*	*EPA 8260D*	*03/17/21 16:06*	*KKW*	
Dibromofluoromethane	*48*	*1*	*50.0*	*96 %*	*53-146*	*1C17017*	*EPA 8260D*	*03/17/21 16:06*	*KKW*	
Toluene-d8	*50*	*1*	*50.0*	*99 %*	*41-146*	*1C17017*	*EPA 8260D*	*03/17/21 16:06*	*KKW*	

Semivolatile Organic Compounds by GC

^ - ENCO Orlando certified analyte [NELAC E83182]

Analyte [CAS Number]	Results	Flag	Units	DF	MDL	PQL	Batch	Method	Analyzed	By	Notes
1,2-Dibromo-3-chloropropane [96-12-8]^	0.012	U	ug/L	1	0.012	0.020	1C22028	EPA 8011	03/23/21 15:04	fcv	
1,2-Dibromoethane [106-93-4]^	0.010	U	ug/L	1	0.010	0.020	1C22028	EPA 8011	03/23/21 15:04	fcv	

Surrogates	*Results*	*DF*	*Spike Lvl*	*% Rec*	*% Rec Limits*	*Batch*	*Method*	*Analyzed*	*By*	Notes
1,1,1,2-Tetrachloroethane	*0.29*	*1*	*0.250*	*117 %*	*70-130*	*1C22028*	*EPA 8011*	*03/23/21 15:04*	*fcv*	

Metals by EPA 6000/7000 Series Methods

^ - ENCO Orlando certified analyte [NELAC E83182]

Analyte [CAS Number]	Results	Flag	Units	DF	MDL	PQL	Batch	Method	Analyzed	By	Notes
Mercury [7439-97-6]^	0.0230	U	ug/L	1	0.0230	0.200	1C17020	EPA 7470A	03/18/21 10:35	SSE	

Metals (total recoverable) by EPA 6000/7000 Series Methods

^ - ENCO Orlando certified analyte [NELAC E83182]

Analyte [CAS Number]	Results	Flag	Units	DF	MDL	PQL	Batch	Method	Analyzed	By	Notes
Antimony [7440-36-0]^	2.50	U	ug/L	1	2.50	5.00	1C17011	EPA 6020B	03/18/21 14:51	JMA	
Arsenic [7440-38-2]^	5.00	U	ug/L	1	5.00	10.0	1C17011	EPA 6020B	03/18/21 14:51	JMA	
Barium [7440-39-3]^	50.0	U	ug/L	1	50.0	100	1C17011	EPA 6020B	03/18/21 14:51	JMA	
Beryllium [7440-41-7]^	0.500	U	ug/L	1	0.500	1.00	1C17011	EPA 6020B	03/18/21 14:51	JMA	
Cadmium [7440-43-9]^	0.500	U	ug/L	1	0.500	3.00	1C17011	EPA 6020B	03/18/21 14:51	JMA	
Chromium [7440-47-3]^	5.00	U	ug/L	1	5.00	10.0	1C17011	EPA 6020B	03/18/21 14:51	JMA	
Cobalt [7440-48-4]^	5.00	U	ug/L	1	5.00	10.0	1C17011	EPA 6020B	03/18/21 14:51	JMA	
Copper [7440-50-8]^	2.50	U	ug/L	1	2.50	10.0	1C17011	EPA 6020B	03/18/21 14:51	JMA	
Iron [7439-89-6]^	**176**		ug/L	1	25.0	50.0	1C17011	EPA 6020B	03/18/21 14:51	JMA	
Lead [7439-92-1]^	2.50	U	ug/L	1	2.50	5.00	1C17011	EPA 6020B	03/18/21 14:51	JMA	
Nickel [7440-02-0]^	5.00	U	ug/L	1	5.00	10.0	1C17011	EPA 6020B	03/18/21 14:51	JMA	
Selenium [7782-49-2]^	5.00	U	ug/L	1	5.00	10.0	1C17011	EPA 6020B	03/18/21 14:51	JMA	
Silver [7440-22-4]^	0.500	U	ug/L	1	0.500	1.00	1C17011	EPA 6020B	03/18/21 14:51	JMA	
Sodium [7440-23-5]^	**4.74**		mg/L	1	0.320	1.00	1C17011	EPA 6020B	03/18/21 14:51	JMA	
Thallium [7440-28-0]^	0.500	U	ug/L	1	0.500	1.00	1C17011	EPA 6020B	03/18/21 14:51	JMA	
Vanadium [7440-62-2]^	5.00	U	ug/L	1	5.00	10.0	1C17011	EPA 6020B	03/18/21 14:51	JMA	
Zinc [7440-66-6]^	75.0	U	ug/L	1	75.0	200	1C17011	EPA 6020B	03/18/21 14:51	JMA	

This report relates only to the sample as received by the laboratory, and may only be reproduced in full.

www.encolabs.com

ANALYTICAL RESULTS

Description:	MW-24A	**Lab Sample ID:**	AE01380-05	**Received:**	03/16/21 12:55
Matrix:	Ground Water	**Sampled:**	03/15/21 14:01	**Work Order:**	AE01380
Project:	ENTERPRISE LF & RECYC (FKA SID LARKIN & SON, INC.)	**Sampled By:**	Chris Monaco		

Classical Chemistry Parameters

^ - ENCO Orlando certified analyte [NELAC E83182]

Analyte [CAS Number]	Results	Flag	Units	DF	MDL	PQL	Batch	Method	Analyzed	By	Notes
Ammonia as N [7664-41-7]^	0.0098	U	mg/L	1	0.0098	0.020	1C17002	EPA 350.1	03/17/21 10:02	cbarr	
Chloride [16887-00-6]^	**6.5**		mg/L	1	0.29	5.0	1C16015	EPA 300.0	03/16/21 14:46	ASR	
Nitrate as N [14797-55-8]^	**2.3**		mg/L	1	0.052	1.0	1C16015	EPA 300.0	03/16/21 14:46	ASR	
Total Dissolved Solids^	**12**		mg/L	1	10	10	1C19015	SM 2540C-2011	03/24/21 11:32	AAL	

Field Parameters

Analyte [CAS Number]	Results	Flag	Units	DF	MDL	PQL	Batch	Method	Analyzed	By	Notes
Depth to Water	**25.64**		Ft	1			1C30060	Field	03/15/21 14:01	CSP	
Dissolved Oxygen	**6.21**		mg/L	1	0	0	1C30060	Field	03/15/21 14:01	CSP	
Oxidation/Reduction Potential	**403.3**		mV	1	-999	-999	1C30060	Field	03/15/21 14:01	CSP	
pH	**5.01**		pH Units	1			1C30060	Field	03/15/21 14:01	CSP	
Specific Conductance (EC)	**62**		umhos/cm	1	0	0	1C30060	Field	03/15/21 14:01	CSP	
Temperature	**25.3**		°C	1	0	0	1C30060	Field	03/15/21 14:01	CSP	
Turbidity	**14**		NTU	1	0	0	1C30060	Field	03/15/21 14:01	CSP	
Water Elevation	**69.23**		Ft	1			1C30060	Field	03/15/21 14:01	CSP	

This report relates only to the sample as received by the laboratory, and may only be reproduced in full.

www.encolabs.com

ANALYTICAL RESULTS

Description: MW-21A
Matrix: Ground Water
Project: ENTERPRISE LF & RECYC (FKA SID LARKIN & SON, INC.)

Lab Sample ID: AE01380-06
Sampled: 03/15/21 14:35
Sampled By: Chris Monaco

Received: 03/16/21 12:55
Work Order: AE01380

Volatile Organic Compounds by GCMS

^ - ENCO Orlando certified analyte [NELAC E83182]

Analyte [CAS Number]	Results	Flag	Units	DF	MDL	PQL	Batch	Method	Analyzed	By	Notes
1,1,1,2-Tetrachloroethane [630-20-6]^	0.61	U	ug/L	1	0.61	1.0	1C17017	EPA 8260D	03/17/21 16:35	KKW	
1,1,1-Trichloroethane [71-55-6]^	0.80	U	ug/L	1	0.80	1.0	1C17017	EPA 8260D	03/17/21 16:35	KKW	
1,1,2,2-Tetrachloroethane [79-34-5]^	0.54	U	ug/L	1	0.54	1.0	1C17017	EPA 8260D	03/17/21 16:35	KKW	
1,1,2-Trichloroethane [79-00-5]^	0.76	U	ug/L	1	0.76	1.0	1C17017	EPA 8260D	03/17/21 16:35	KKW	
1,1-Dichloroethane [75-34-3]^	0.62	U	ug/L	1	0.62	1.0	1C17017	EPA 8260D	03/17/21 16:35	KKW	
1,1-Dichloroethene [75-35-4]^	0.94	U	ug/L	1	0.94	1.0	1C17017	EPA 8260D	03/17/21 16:35	KKW	
1,2,3-Trichloropropane [96-18-4]^	0.64	U	ug/L	1	0.64	1.0	1C17017	EPA 8260D	03/17/21 16:35	KKW	
1,2-Dichlorobenzene [95-50-1]^	0.73	U	ug/L	1	0.73	1.0	1C17017	EPA 8260D	03/17/21 16:35	KKW	
1,2-Dichloroethane [107-06-2]^	0.63	U	ug/L	1	0.63	1.0	1C17017	EPA 8260D	03/17/21 16:35	KKW	
1,2-Dichloropropane [78-87-5]^	0.80	U	ug/L	1	0.80	1.0	1C17017	EPA 8260D	03/17/21 16:35	KKW	
1,4-Dichlorobenzene [106-46-7]^	0.76	U	ug/L	1	0.76	1.0	1C17017	EPA 8260D	03/17/21 16:35	KKW	
2-Butanone [78-93-3]^	4.5	U	ug/L	1	4.5	5.0	1C17017	EPA 8260D	03/17/21 16:35	KKW	
2-Hexanone [591-78-6]^	2.5	U	ug/L	1	2.5	5.0	1C17017	EPA 8260D	03/17/21 16:35	KKW	
4-Methyl-2-pentanone [108-10-1]^	2.5	U	ug/L	1	2.5	5.0	1C17017	EPA 8260D	03/17/21 16:35	KKW	
Acetone [67-64-1]^	10	U	ug/L	1	10	20	1C17017	EPA 8260D	03/17/21 16:35	KKW	
Acrylonitrile [107-13-1]^	5.0	U	ug/L	1	5.0	10	1C17017	EPA 8260D	03/17/21 16:35	KKW	QL-02
Benzene [71-43-2]^	0.71	U	ug/L	1	0.71	1.0	1C17017	EPA 8260D	03/17/21 16:35	KKW	
Bromochloromethane [74-97-5]^	0.94	U	ug/L	1	0.94	1.0	1C17017	EPA 8260D	03/17/21 16:35	KKW	
Bromodichloromethane [75-27-4]^	0.52	U	ug/L	1	0.52	1.0	1C17017	EPA 8260D	03/17/21 16:35	KKW	
Bromoform [75-25-2]^	0.75	U	ug/L	1	0.75	1.0	1C17017	EPA 8260D	03/17/21 16:35	KKW	
Bromomethane [74-83-9]^	0.95	U	ug/L	1	0.95	1.0	1C17017	EPA 8260D	03/17/21 16:35	KKW	
Carbon disulfide [75-15-0]^	2.5	U	ug/L	1	2.5	5.0	1C17017	EPA 8260D	03/17/21 16:35	KKW	
Carbon tetrachloride [56-23-5]^	0.94	U	ug/L	1	0.94	1.0	1C17017	EPA 8260D	03/17/21 16:35	KKW	
Chlorobenzene [108-90-7]^	0.72	U	ug/L	1	0.72	1.0	1C17017	EPA 8260D	03/17/21 16:35	KKW	
Chloroethane [75-00-3]^	0.98	U	ug/L	1	0.98	1.0	1C17017	EPA 8260D	03/17/21 16:35	KKW	
Chloroform [67-66-3]^	0.80	U	ug/L	1	0.80	1.0	1C17017	EPA 8260D	03/17/21 16:35	KKW	
Chloromethane [74-87-3]^	0.82	U	ug/L	1	0.82	1.0	1C17017	EPA 8260D	03/17/21 16:35	KKW	
cis-1,2-Dichloroethene [156-59-2]^	0.53	U	ug/L	1	0.53	1.0	1C17017	EPA 8260D	03/17/21 16:35	KKW	
cis-1,3-Dichloropropene [10061-01-5]^	0.59	U	ug/L	1	0.59	1.0	1C17017	EPA 8260D	03/17/21 16:35	KKW	
Dibromochloromethane [124-48-1]^	0.50	U	ug/L	1	0.50	1.0	1C17017	EPA 8260D	03/17/21 16:35	KKW	
Dibromomethane [74-95-3]^	0.84	U	ug/L	1	0.84	1.0	1C17017	EPA 8260D	03/17/21 16:35	KKW	
Ethylbenzene [100-41-4]^	0.69	U	ug/L	1	0.69	1.0	1C17017	EPA 8260D	03/17/21 16:35	KKW	
Iodomethane [74-88-4]^	2.5	U	ug/L	1	2.5	5.0	1C17017	EPA 8260D	03/17/21 16:35	KKW	
m,p-Xylenes [108-38-3/106-42-3]^	1.3	U	ug/L	1	1.3	2.0	1C17017	EPA 8260D	03/17/21 16:35	KKW	
Methylene chloride [75-09-2]^	2.5	U	ug/L	1	2.5	5.0	1C17017	EPA 8260D	03/17/21 16:35	KKW	
o-Xylene [95-47-6]^	0.53	U	ug/L	1	0.53	1.0	1C17017	EPA 8260D	03/17/21 16:35	KKW	
Styrene [100-42-5]^	0.61	U	ug/L	1	0.61	1.0	1C17017	EPA 8260D	03/17/21 16:35	KKW	
Tetrachloroethene [127-18-4]^	0.76	U	ug/L	1	0.76	1.0	1C17017	EPA 8260D	03/17/21 16:35	KKW	
Toluene [108-88-3]^	0.72	U	ug/L	1	0.72	1.0	1C17017	EPA 8260D	03/17/21 16:35	KKW	
trans-1,2-Dichloroethene [156-60-5]^	0.73	U	ug/L	1	0.73	1.0	1C17017	EPA 8260D	03/17/21 16:35	KKW	
trans-1,3-Dichloropropene [10061-02-6]^	0.73	U	ug/L	1	0.73	1.0	1C17017	EPA 8260D	03/17/21 16:35	KKW	
trans-1,4-Dichloro-2-butene [110-57-6]^	0.79	U	ug/L	1	0.79	1.0	1C17017	EPA 8260D	03/17/21 16:35	KKW	
Trichloroethene [79-01-6]^	0.89	U	ug/L	1	0.89	1.0	1C17017	EPA 8260D	03/17/21 16:35	KKW	
Trichlorofluoromethane [75-69-4]^	0.94	U	ug/L	1	0.94	1.0	1C17017	EPA 8260D	03/17/21 16:35	KKW	
Vinyl acetate [108-05-4]^	2.5	U	ug/L	1	2.5	5.0	1C17017	EPA 8260D	03/17/21 16:35	KKW	
Vinyl chloride [75-01-4]^	0.71	U	ug/L	1	0.71	1.0	1C17017	EPA 8260D	03/17/21 16:35	KKW	

This report relates only to the sample as received by the laboratory, and may only be reproduced in full.

www.encolabs.com

ANALYTICAL RESULTS

Description: MW-21A
Matrix: Ground Water
Project: ENTERPRISE LF & RECYC (FKA SID LARKIN & SON, INC.)

Lab Sample ID: AE01380-06
Sampled: 03/15/21 14:35
Sampled By: Chris Monaco

Received: 03/16/21 12:55
Work Order: AE01380

Volatile Organic Compounds by GCMS

^ - ENCO Orlando certified analyte [NELAC E83182]

Analyte [CAS Number]	Results	Flag	Units	DF	MDL	PQL	Batch	Method	Analyzed	By	Notes
Xylenes (Total) [1330-20-7]^	1.3	U	ug/L	1	1.3	2.0	1C17017	EPA 8260D	03/17/21 16:35	KKW	

Surrogates	*Results*	*DF*	*Spike Lvl*	*% Rec*	*% Rec Limits*	*Batch*	*Method*	*Analyzed*	*By*	Notes
4-Bromofluorobenzene	*51*	*1*	*50.0*	*102 %*	*41-142*	*1C17017*	*EPA 8260D*	*03/17/21 16:35*	*KKW*	
Dibromofluoromethane	*49*	*1*	*50.0*	*98 %*	*53-146*	*1C17017*	*EPA 8260D*	*03/17/21 16:35*	*KKW*	
Toluene-d8	*50*	*1*	*50.0*	*99 %*	*41-146*	*1C17017*	*EPA 8260D*	*03/17/21 16:35*	*KKW*	

Semivolatile Organic Compounds by GC

^ - ENCO Orlando certified analyte [NELAC E83182]

Analyte [CAS Number]	Results	Flag	Units	DF	MDL	PQL	Batch	Method	Analyzed	By	Notes
1,2-Dibromo-3-chloropropane [96-12-8]^	0.012	U	ug/L	1	0.012	0.020	1C22028	EPA 8011	03/23/21 15:19	fcv	
1,2-Dibromoethane [106-93-4]^	0.010	U	ug/L	1	0.010	0.020	1C22028	EPA 8011	03/23/21 15:19	fcv	

Surrogates	*Results*	*DF*	*Spike Lvl*	*% Rec*	*% Rec Limits*	*Batch*	*Method*	*Analyzed*	*By*	Notes
1,1,1,2-Tetrachloroethane	*0.28*	*1*	*0.250*	*114 %*	*70-130*	*1C22028*	*EPA 8011*	*03/23/21 15:19*	*fcv*	

Metals by EPA 6000/7000 Series Methods

^ - ENCO Orlando certified analyte [NELAC E83182]

Analyte [CAS Number]	Results	Flag	Units	DF	MDL	PQL	Batch	Method	Analyzed	By	Notes
Mercury [7439-97-6]^	0.0230	U	ug/L	1	0.0230	0.200	1C17020	EPA 7470A	03/18/21 10:38	SSE	

Metals (total recoverable) by EPA 6000/7000 Series Methods

^ - ENCO Orlando certified analyte [NELAC E83182]

Analyte [CAS Number]	Results	Flag	Units	DF	MDL	PQL	Batch	Method	Analyzed	By	Notes
Antimony [7440-36-0]^	2.50	U	ug/L	1	2.50	5.00	1C17011	EPA 6020B	03/18/21 14:54	JMA	
Arsenic [7440-38-2]^	5.00	U	ug/L	1	5.00	10.0	1C17011	EPA 6020B	03/18/21 14:54	JMA	
Barium [7440-39-3]^	50.0	U	ug/L	1	50.0	100	1C17011	EPA 6020B	03/18/21 14:54	JMA	
Beryllium [7440-41-7]^	0.500	U	ug/L	1	0.500	1.00	1C17011	EPA 6020B	03/18/21 14:54	JMA	
Cadmium [7440-43-9]^	0.500	U	ug/L	1	0.500	3.00	1C17011	EPA 6020B	03/18/21 14:54	JMA	
Chromium [7440-47-3]^	5.00	U	ug/L	1	5.00	10.0	1C17011	EPA 6020B	03/18/21 14:54	JMA	
Cobalt [7440-48-4]^	5.00	U	ug/L	1	5.00	10.0	1C17011	EPA 6020B	03/18/21 14:54	JMA	
Copper [7440-50-8]^	2.50	U	ug/L	1	2.50	10.0	1C17011	EPA 6020B	03/18/21 14:54	JMA	
Iron [7439-89-6]^	**68.5**		ug/L	1	25.0	50.0	1C17011	EPA 6020B	03/18/21 14:54	JMA	
Lead [7439-92-1]^	2.50	U	ug/L	1	2.50	5.00	1C17011	EPA 6020B	03/18/21 14:54	JMA	
Nickel [7440-02-0]^	5.00	U	ug/L	1	5.00	10.0	1C17011	EPA 6020B	03/18/21 14:54	JMA	
Selenium [7782-49-2]^	5.00	U	ug/L	1	5.00	10.0	1C17011	EPA 6020B	03/18/21 14:54	JMA	
Silver [7440-22-4]^	0.500	U	ug/L	1	0.500	1.00	1C17011	EPA 6020B	03/18/21 14:54	JMA	
Sodium [7440-23-5]^	**4.57**		mg/L	1	0.320	1.00	1C17011	EPA 6020B	03/18/21 14:54	JMA	
Thallium [7440-28-0]^	0.500	U	ug/L	1	0.500	1.00	1C17011	EPA 6020B	03/18/21 14:54	JMA	
Vanadium [7440-62-2]^	5.00	U	ug/L	1	5.00	10.0	1C17011	EPA 6020B	03/18/21 14:54	JMA	
Zinc [7440-66-6]^	75.0	U	ug/L	1	75.0	200	1C17011	EPA 6020B	03/18/21 14:54	JMA	

This report relates only to the sample as received by the laboratory, and may only be reproduced in full.

www.encolabs.com

ANALYTICAL RESULTS

Description: MW-21A
Matrix: Ground Water
Project: ENTERPRISE LF & RECYC (FKA SID LARKIN & SON, INC.)

Lab Sample ID: AE01380-06
Sampled: 03/15/21 14:35
Sampled By: Chris Monaco

Received: 03/16/21 12:55
Work Order: AE01380

Classical Chemistry Parameters

^ - ENCO Orlando certified analyte [NELAC E83182]

Analyte [CAS Number]	Results	Flag	Units	DF	MDL	PQL	Batch	Method	Analyzed	By	Notes
Ammonia as N [7664-41-7]^	0.0098	U	mg/L	1	0.0098	0.020	1C17002	EPA 350.1	03/17/21 10:04	cbarr	
Chloride [16887-00-6]^	**4.0**	I	mg/L	1	0.29	5.0	1C16015	EPA 300.0	03/16/21 15:28	ASR	
Nitrate as N [14797-55-8]^	**1.5**		mg/L	1	0.052	1.0	1C16015	EPA 300.0	03/16/21 15:28	ASR	
Total Dissolved Solids^	**12**		mg/L	1	10	10	1C19015	SM 2540C-2011	03/24/21 11:32	AAL	

Field Parameters

Analyte [CAS Number]	Results	Flag	Units	DF	MDL	PQL	Batch	Method	Analyzed	By	Notes
Depth to Water	**23.72**		Ft	1			1C30060	Field	03/15/21 14:35	CSP	
Dissolved Oxygen	**5.29**		mg/L	1	0	0	1C30060	Field	03/15/21 14:35	CSP	
Oxidation/Reduction Potential	**312.8**		mV	1	-999	-999	1C30060	Field	03/15/21 14:35	CSP	
pH	**6.46**		pH Units	1			1C30060	Field	03/15/21 14:35	CSP	
Specific Conductance (EC)	**65**		umhos/cm	1	0	0	1C30060	Field	03/15/21 14:35	CSP	
Temperature	**24.2**		°C	1	0	0	1C30060	Field	03/15/21 14:35	CSP	
Turbidity	**2.5**		NTU	1	0	0	1C30060	Field	03/15/21 14:35	CSP	
Water Elevation	**70.22**		Ft	1			1C30060	Field	03/15/21 14:35	CSP	

This report relates only to the sample as received by the laboratory, and may only be reproduced in full.

www.encolabs.com

ANALYTICAL RESULTS

Description: DUPLICATE
Matrix: Ground Water
Project: ENTERPRISE LF & RECYC (FKA SID LARKIN & SON, INC.)

Lab Sample ID: AE01380-07
Sampled: 03/15/21 14:35
Sampled By: Chris Monaco

Received: 03/16/21 12:55
Work Order: AE01380

Volatile Organic Compounds by GCMS

^ - ENCO Orlando certified analyte [NELAC E83182]

Analyte [CAS Number]	Results	Flag	Units	DF	MDL	PQL	Batch	Method	Analyzed	By	Notes
1,1,1,2-Tetrachloroethane [630-20-6]^	0.61	U	ug/L	1	0.61	1.0	1C17017	EPA 8260D	03/17/21 17:03	KKW	
1,1,1-Trichloroethane [71-55-6]^	0.80	U	ug/L	1	0.80	1.0	1C17017	EPA 8260D	03/17/21 17:03	KKW	
1,1,2,2-Tetrachloroethane [79-34-5]^	0.54	U	ug/L	1	0.54	1.0	1C17017	EPA 8260D	03/17/21 17:03	KKW	
1,1,2-Trichloroethane [79-00-5]^	0.76	U	ug/L	1	0.76	1.0	1C17017	EPA 8260D	03/17/21 17:03	KKW	
1,1-Dichloroethane [75-34-3]^	0.62	U	ug/L	1	0.62	1.0	1C17017	EPA 8260D	03/17/21 17:03	KKW	
1,1-Dichloroethene [75-35-4]^	0.94	U	ug/L	1	0.94	1.0	1C17017	EPA 8260D	03/17/21 17:03	KKW	
1,2,3-Trichloropropane [96-18-4]^	0.64	U	ug/L	1	0.64	1.0	1C17017	EPA 8260D	03/17/21 17:03	KKW	
1,2-Dichlorobenzene [95-50-1]^	0.73	U	ug/L	1	0.73	1.0	1C17017	EPA 8260D	03/17/21 17:03	KKW	
1,2-Dichloroethane [107-06-2]^	0.63	U	ug/L	1	0.63	1.0	1C17017	EPA 8260D	03/17/21 17:03	KKW	
1,2-Dichloropropane [78-87-5]^	0.80	U	ug/L	1	0.80	1.0	1C17017	EPA 8260D	03/17/21 17:03	KKW	
1,4-Dichlorobenzene [106-46-7]^	0.76	U	ug/L	1	0.76	1.0	1C17017	EPA 8260D	03/17/21 17:03	KKW	
2-Butanone [78-93-3]^	4.5	U	ug/L	1	4.5	5.0	1C17017	EPA 8260D	03/17/21 17:03	KKW	
2-Hexanone [591-78-6]^	2.5	U	ug/L	1	2.5	5.0	1C17017	EPA 8260D	03/17/21 17:03	KKW	
4-Methyl-2-pentanone [108-10-1]^	2.5	U	ug/L	1	2.5	5.0	1C17017	EPA 8260D	03/17/21 17:03	KKW	
Acetone [67-64-1]^	10	U	ug/L	1	10	20	1C17017	EPA 8260D	03/17/21 17:03	KKW	
Acrylonitrile [107-13-1]^	5.0	U	ug/L	1	5.0	10	1C17017	EPA 8260D	03/17/21 17:03	KKW	QL-02
Benzene [71-43-2]^	0.71	U	ug/L	1	0.71	1.0	1C17017	EPA 8260D	03/17/21 17:03	KKW	
Bromochloromethane [74-97-5]^	0.94	U	ug/L	1	0.94	1.0	1C17017	EPA 8260D	03/17/21 17:03	KKW	
Bromodichloromethane [75-27-4]^	0.52	U	ug/L	1	0.52	1.0	1C17017	EPA 8260D	03/17/21 17:03	KKW	
Bromoform [75-25-2]^	0.75	U	ug/L	1	0.75	1.0	1C17017	EPA 8260D	03/17/21 17:03	KKW	
Bromomethane [74-83-9]^	0.95	U	ug/L	1	0.95	1.0	1C17017	EPA 8260D	03/17/21 17:03	KKW	
Carbon disulfide [75-15-0]^	2.5	U	ug/L	1	2.5	5.0	1C17017	EPA 8260D	03/17/21 17:03	KKW	
Carbon tetrachloride [56-23-5]^	0.94	U	ug/L	1	0.94	1.0	1C17017	EPA 8260D	03/17/21 17:03	KKW	
Chlorobenzene [108-90-7]^	0.72	U	ug/L	1	0.72	1.0	1C17017	EPA 8260D	03/17/21 17:03	KKW	
Chloroethane [75-00-3]^	0.98	U	ug/L	1	0.98	1.0	1C17017	EPA 8260D	03/17/21 17:03	KKW	
Chloroform [67-66-3]^	0.80	U	ug/L	1	0.80	1.0	1C17017	EPA 8260D	03/17/21 17:03	KKW	
Chloromethane [74-87-3]^	0.82	U	ug/L	1	0.82	1.0	1C17017	EPA 8260D	03/17/21 17:03	KKW	
cis-1,2-Dichloroethene [156-59-2]^	0.53	U	ug/L	1	0.53	1.0	1C17017	EPA 8260D	03/17/21 17:03	KKW	
cis-1,3-Dichloropropene [10061-01-5]^	0.59	U	ug/L	1	0.59	1.0	1C17017	EPA 8260D	03/17/21 17:03	KKW	
Dibromochloromethane [124-48-1]^	0.50	U	ug/L	1	0.50	1.0	1C17017	EPA 8260D	03/17/21 17:03	KKW	
Dibromomethane [74-95-3]^	0.84	U	ug/L	1	0.84	1.0	1C17017	EPA 8260D	03/17/21 17:03	KKW	
Ethylbenzene [100-41-4]^	0.69	U	ug/L	1	0.69	1.0	1C17017	EPA 8260D	03/17/21 17:03	KKW	
Iodomethane [74-88-4]^	2.5	U	ug/L	1	2.5	5.0	1C17017	EPA 8260D	03/17/21 17:03	KKW	
m,p-Xylenes [108-38-3/106-42-3]^	1.3	U	ug/L	1	1.3	2.0	1C17017	EPA 8260D	03/17/21 17:03	KKW	
Methylene chloride [75-09-2]^	2.5	U	ug/L	1	2.5	5.0	1C17017	EPA 8260D	03/17/21 17:03	KKW	
o-Xylene [95-47-6]^	0.53	U	ug/L	1	0.53	1.0	1C17017	EPA 8260D	03/17/21 17:03	KKW	
Styrene [100-42-5]^	0.61	U	ug/L	1	0.61	1.0	1C17017	EPA 8260D	03/17/21 17:03	KKW	
Tetrachloroethene [127-18-4]^	0.76	U	ug/L	1	0.76	1.0	1C17017	EPA 8260D	03/17/21 17:03	KKW	
Toluene [108-88-3]^	0.72	U	ug/L	1	0.72	1.0	1C17017	EPA 8260D	03/17/21 17:03	KKW	
trans-1,2-Dichloroethene [156-60-5]^	0.73	U	ug/L	1	0.73	1.0	1C17017	EPA 8260D	03/17/21 17:03	KKW	
trans-1,3-Dichloropropene [10061-02-6]^	0.73	U	ug/L	1	0.73	1.0	1C17017	EPA 8260D	03/17/21 17:03	KKW	
trans-1,4-Dichloro-2-butene [110-57-6]^	0.79	U	ug/L	1	0.79	1.0	1C17017	EPA 8260D	03/17/21 17:03	KKW	
Trichloroethene [79-01-6]^	0.89	U	ug/L	1	0.89	1.0	1C17017	EPA 8260D	03/17/21 17:03	KKW	
Trichlorofluoromethane [75-69-4]^	0.94	U	ug/L	1	0.94	1.0	1C17017	EPA 8260D	03/17/21 17:03	KKW	
Vinyl acetate [108-05-4]^	2.5	U	ug/L	1	2.5	5.0	1C17017	EPA 8260D	03/17/21 17:03	KKW	
Vinyl chloride [75-01-4]^	0.71	U	ug/L	1	0.71	1.0	1C17017	EPA 8260D	03/17/21 17:03	KKW	

This report relates only to the sample as received by the laboratory, and may only be reproduced in full.

www.encolabs.com

ANALYTICAL RESULTS

Description: DUPLICATE
Matrix: Ground Water
Project: ENTERPRISE LF & RECYC (FKA SID LARKIN & SON, INC.)

Lab Sample ID: AE01380-07
Sampled: 03/15/21 14:35
Sampled By: Chris Monaco

Received: 03/16/21 12:55
Work Order: AE01380

Volatile Organic Compounds by GCMS

^ - ENCO Orlando certified analyte [NELAC E83182]

Analyte [CAS Number]	Results	Flag	Units	DF	MDL	PQL	Batch	Method	Analyzed	By	Notes
Xylenes (Total) [1330-20-7]^	1.3	U	ug/L	1	1.3	2.0	1C17017	EPA 8260D	03/17/21 17:03	KKW	

Surrogates	*Results*	*DF*	*Spike Lvl*	*% Rec*	*% Rec Limits*	*Batch*	*Method*	*Analyzed*	*By*	Notes
4-Bromofluorobenzene	*50*	*1*	*50.0*	*101 %*	*41-142*	*1C17017*	*EPA 8260D*	*03/17/21 17:03*	*KKW*	
Dibromofluoromethane	*48*	*1*	*50.0*	*96 %*	*53-146*	*1C17017*	*EPA 8260D*	*03/17/21 17:03*	*KKW*	
Toluene-d8	*49*	*1*	*50.0*	*99 %*	*41-146*	*1C17017*	*EPA 8260D*	*03/17/21 17:03*	*KKW*	

Semivolatile Organic Compounds by GC

^ - ENCO Orlando certified analyte [NELAC E83182]

Analyte [CAS Number]	Results	Flag	Units	DF	MDL	PQL	Batch	Method	Analyzed	By	Notes
1,2-Dibromo-3-chloropropane [96-12-8]^	0.012	U	ug/L	1	0.012	0.020	1C22028	EPA 8011	03/23/21 15:35	fcv	
1,2-Dibromoethane [106-93-4]^	0.010	U	ug/L	1	0.010	0.020	1C22028	EPA 8011	03/23/21 15:35	fcv	

Surrogates	*Results*	*DF*	*Spike Lvl*	*% Rec*	*% Rec Limits*	*Batch*	*Method*	*Analyzed*	*By*	Notes
1,1,1,2-Tetrachloroethane	*0.30*	*1*	*0.250*	*120 %*	*70-130*	*1C22028*	*EPA 8011*	*03/23/21 15:35*	*fcv*	

Metals by EPA 6000/7000 Series Methods

^ - ENCO Orlando certified analyte [NELAC E83182]

Analyte [CAS Number]	Results	Flag	Units	DF	MDL	PQL	Batch	Method	Analyzed	By	Notes
Mercury [7439-97-6]^	0.0230	U	ug/L	1	0.0230	0.200	1C17020	EPA 7470A	03/18/21 10:42	SSE	

Metals (total recoverable) by EPA 6000/7000 Series Methods

^ - ENCO Orlando certified analyte [NELAC E83182]

Analyte [CAS Number]	Results	Flag	Units	DF	MDL	PQL	Batch	Method	Analyzed	By	Notes
Antimony [7440-36-0]^	2.50	U	ug/L	1	2.50	5.00	1C17011	EPA 6020B	03/18/21 14:57	JMA	
Arsenic [7440-38-2]^	5.00	U	ug/L	1	5.00	10.0	1C17011	EPA 6020B	03/18/21 14:57	JMA	
Barium [7440-39-3]^	50.0	U	ug/L	1	50.0	100	1C17011	EPA 6020B	03/18/21 14:57	JMA	
Beryllium [7440-41-7]^	0.500	U	ug/L	1	0.500	1.00	1C17011	EPA 6020B	03/18/21 14:57	JMA	
Cadmium [7440-43-9]^	0.500	U	ug/L	1	0.500	3.00	1C17011	EPA 6020B	03/18/21 14:57	JMA	
Chromium [7440-47-3]^	5.00	U	ug/L	1	5.00	10.0	1C17011	EPA 6020B	03/18/21 14:57	JMA	
Cobalt [7440-48-4]^	5.00	U	ug/L	1	5.00	10.0	1C17011	EPA 6020B	03/18/21 14:57	JMA	
Copper [7440-50-8]^	2.50	U	ug/L	1	2.50	10.0	1C17011	EPA 6020B	03/18/21 14:57	JMA	
Iron [7439-89-6]^	**61.6**		ug/L	1	25.0	50.0	1C17011	EPA 6020B	03/18/21 14:57	JMA	
Lead [7439-92-1]^	2.50	U	ug/L	1	2.50	5.00	1C17011	EPA 6020B	03/18/21 14:57	JMA	
Nickel [7440-02-0]^	5.00	U	ug/L	1	5.00	10.0	1C17011	EPA 6020B	03/18/21 14:57	JMA	
Selenium [7782-49-2]^	5.00	U	ug/L	1	5.00	10.0	1C17011	EPA 6020B	03/18/21 14:57	JMA	
Silver [7440-22-4]^	0.500	U	ug/L	1	0.500	1.00	1C17011	EPA 6020B	03/18/21 14:57	JMA	
Sodium [7440-23-5]^	**4.66**		mg/L	1	0.320	1.00	1C17011	EPA 6020B	03/18/21 14:57	JMA	
Thallium [7440-28-0]^	0.500	U	ug/L	1	0.500	1.00	1C17011	EPA 6020B	03/18/21 14:57	JMA	
Vanadium [7440-62-2]^	5.00	U	ug/L	1	5.00	10.0	1C17011	EPA 6020B	03/18/21 14:57	JMA	
Zinc [7440-66-6]^	75.0	U	ug/L	1	75.0	200	1C17011	EPA 6020B	03/18/21 14:57	JMA	

This report relates only to the sample as received by the laboratory, and may only be reproduced in full.

www.encolabs.com

ANALYTICAL RESULTS

Description: DUPLICATE
Lab Sample ID: AE01380-07
Received: 03/16/21 12:55
Matrix: Ground Water
Sampled: 03/15/21 14:35
Work Order: AE01380
Project: ENTERPRISE LF & RECYC (FKA SID LARKIN & SON, INC.)
Sampled By: Chris Monaco

Classical Chemistry Parameters

^ - ENCO Orlando certified analyte [NELAC E83182]

Analyte [CAS Number]	Results	Flag	Units	DF	MDL	PQL	Batch	Method	Analyzed	By	Notes
Ammonia as N [7664-41-7]^	0.0098	U	mg/L	1	0.0098	0.020	1C17002	EPA 350.1	03/17/21 10:05	cbarr	
Chloride [16887-00-6]^	**4.0**	I	mg/L	1	0.29	5.0	1C16015	EPA 300.0	03/16/21 15:42	ASR	
Nitrate as N [14797-55-8]^	**1.5**		mg/L	1	0.052	1.0	1C16015	EPA 300.0	03/16/21 15:42	ASR	
Total Dissolved Solids^	10	U	mg/L	1	10	10	1C19015	SM 2540C-2011	03/24/21 11:32	AAL	

This report relates only to the sample as received by the laboratory, and may only be reproduced in full.

www.encolabs.com

ANALYTICAL RESULTS

Description: EQUIPMENT BLANK
Matrix: Ground Water
Project: ENTERPRISE LF & RECYC (FKA SID LARKIN & SON, INC.)

Lab Sample ID: AE01380-08
Sampled: 03/15/21 12:34
Sampled By: Chris Monaco

Received: 03/16/21 12:55
Work Order: AE01380

Volatile Organic Compounds by GCMS

^ - ENCO Orlando certified analyte [NELAC E83182]

Analyte [CAS Number]	Results	Flag	Units	DF	MDL	PQL	Batch	Method	Analyzed	By	Notes
1,1,1,2-Tetrachloroethane [630-20-6]^	0.61	U	ug/L	1	0.61	1.0	1C17017	EPA 8260D	03/17/21 17:32	KKW	
1,1,1-Trichloroethane [71-55-6]^	0.80	U	ug/L	1	0.80	1.0	1C17017	EPA 8260D	03/17/21 17:32	KKW	
1,1,2,2-Tetrachloroethane [79-34-5]^	0.54	U	ug/L	1	0.54	1.0	1C17017	EPA 8260D	03/17/21 17:32	KKW	
1,1,2-Trichloroethane [79-00-5]^	0.76	U	ug/L	1	0.76	1.0	1C17017	EPA 8260D	03/17/21 17:32	KKW	
1,1-Dichloroethane [75-34-3]^	0.62	U	ug/L	1	0.62	1.0	1C17017	EPA 8260D	03/17/21 17:32	KKW	
1,1-Dichloroethene [75-35-4]^	0.94	U	ug/L	1	0.94	1.0	1C17017	EPA 8260D	03/17/21 17:32	KKW	
1,2,3-Trichloropropane [96-18-4]^	0.64	U	ug/L	1	0.64	1.0	1C17017	EPA 8260D	03/17/21 17:32	KKW	
1,2-Dichlorobenzene [95-50-1]^	0.73	U	ug/L	1	0.73	1.0	1C17017	EPA 8260D	03/17/21 17:32	KKW	
1,2-Dichloroethane [107-06-2]^	0.63	U	ug/L	1	0.63	1.0	1C17017	EPA 8260D	03/17/21 17:32	KKW	
1,2-Dichloropropane [78-87-5]^	0.80	U	ug/L	1	0.80	1.0	1C17017	EPA 8260D	03/17/21 17:32	KKW	
1,4-Dichlorobenzene [106-46-7]^	0.76	U	ug/L	1	0.76	1.0	1C17017	EPA 8260D	03/17/21 17:32	KKW	
2-Butanone [78-93-3]^	4.5	U	ug/L	1	4.5	5.0	1C17017	EPA 8260D	03/17/21 17:32	KKW	
2-Hexanone [591-78-6]^	2.5	U	ug/L	1	2.5	5.0	1C17017	EPA 8260D	03/17/21 17:32	KKW	
4-Methyl-2-pentanone [108-10-1]^	2.5	U	ug/L	1	2.5	5.0	1C17017	EPA 8260D	03/17/21 17:32	KKW	
Acetone [67-64-1]^	10	U	ug/L	1	10	20	1C17017	EPA 8260D	03/17/21 17:32	KKW	
Acrylonitrile [107-13-1]^	5.0	U	ug/L	1	5.0	10	1C17017	EPA 8260D	03/17/21 17:32	KKW	QL-02
Benzene [71-43-2]^	0.71	U	ug/L	1	0.71	1.0	1C17017	EPA 8260D	03/17/21 17:32	KKW	
Bromochloromethane [74-97-5]^	0.94	U	ug/L	1	0.94	1.0	1C17017	EPA 8260D	03/17/21 17:32	KKW	
Bromodichloromethane [75-27-4]^	0.52	U	ug/L	1	0.52	1.0	1C17017	EPA 8260D	03/17/21 17:32	KKW	
Bromoform [75-25-2]^	0.75	U	ug/L	1	0.75	1.0	1C17017	EPA 8260D	03/17/21 17:32	KKW	
Bromomethane [74-83-9]^	0.95	U	ug/L	1	0.95	1.0	1C17017	EPA 8260D	03/17/21 17:32	KKW	
Carbon disulfide [75-15-0]^	2.5	U	ug/L	1	2.5	5.0	1C17017	EPA 8260D	03/17/21 17:32	KKW	
Carbon tetrachloride [56-23-5]^	0.94	U	ug/L	1	0.94	1.0	1C17017	EPA 8260D	03/17/21 17:32	KKW	
Chlorobenzene [108-90-7]^	0.72	U	ug/L	1	0.72	1.0	1C17017	EPA 8260D	03/17/21 17:32	KKW	
Chloroethane [75-00-3]^	0.98	U	ug/L	1	0.98	1.0	1C17017	EPA 8260D	03/17/21 17:32	KKW	
Chloroform [67-66-3]^	0.80	U	ug/L	1	0.80	1.0	1C17017	EPA 8260D	03/17/21 17:32	KKW	
Chloromethane [74-87-3]^	0.82	U	ug/L	1	0.82	1.0	1C17017	EPA 8260D	03/17/21 17:32	KKW	
cis-1,2-Dichloroethene [156-59-2]^	0.53	U	ug/L	1	0.53	1.0	1C17017	EPA 8260D	03/17/21 17:32	KKW	
cis-1,3-Dichloropropene [10061-01-5]^	0.59	U	ug/L	1	0.59	1.0	1C17017	EPA 8260D	03/17/21 17:32	KKW	
Dibromochloromethane [124-48-1]^	0.50	U	ug/L	1	0.50	1.0	1C17017	EPA 8260D	03/17/21 17:32	KKW	
Dibromomethane [74-95-3]^	0.84	U	ug/L	1	0.84	1.0	1C17017	EPA 8260D	03/17/21 17:32	KKW	
Ethylbenzene [100-41-4]^	0.69	U	ug/L	1	0.69	1.0	1C17017	EPA 8260D	03/17/21 17:32	KKW	
Iodomethane [74-88-4]^	2.5	U	ug/L	1	2.5	5.0	1C17017	EPA 8260D	03/17/21 17:32	KKW	
m,p-Xylenes [108-38-3/106-42-3]^	1.3	U	ug/L	1	1.3	2.0	1C17017	EPA 8260D	03/17/21 17:32	KKW	
Methylene chloride [75-09-2]^	2.5	U	ug/L	1	2.5	5.0	1C17017	EPA 8260D	03/17/21 17:32	KKW	
o-Xylene [95-47-6]^	0.53	U	ug/L	1	0.53	1.0	1C17017	EPA 8260D	03/17/21 17:32	KKW	
Styrene [100-42-5]^	0.61	U	ug/L	1	0.61	1.0	1C17017	EPA 8260D	03/17/21 17:32	KKW	
Tetrachloroethene [127-18-4]^	0.76	U	ug/L	1	0.76	1.0	1C17017	EPA 8260D	03/17/21 17:32	KKW	
Toluene [108-88-3]^	0.72	U	ug/L	1	0.72	1.0	1C17017	EPA 8260D	03/17/21 17:32	KKW	
trans-1,2-Dichloroethene [156-60-5]^	0.73	U	ug/L	1	0.73	1.0	1C17017	EPA 8260D	03/17/21 17:32	KKW	
trans-1,3-Dichloropropene [10061-02-6]^	0.73	U	ug/L	1	0.73	1.0	1C17017	EPA 8260D	03/17/21 17:32	KKW	
trans-1,4-Dichloro-2-butene [110-57-6]^	0.79	U	ug/L	1	0.79	1.0	1C17017	EPA 8260D	03/17/21 17:32	KKW	
Trichloroethene [79-01-6]^	0.89	U	ug/L	1	0.89	1.0	1C17017	EPA 8260D	03/17/21 17:32	KKW	
Trichlorofluoromethane [75-69-4]^	0.94	U	ug/L	1	0.94	1.0	1C17017	EPA 8260D	03/17/21 17:32	KKW	
Vinyl acetate [108-05-4]^	2.5	U	ug/L	1	2.5	5.0	1C17017	EPA 8260D	03/17/21 17:32	KKW	
Vinyl chloride [75-01-4]^	0.71	U	ug/L	1	0.71	1.0	1C17017	EPA 8260D	03/17/21 17:32	KKW	

This report relates only to the sample as received by the laboratory, and may only be reproduced in full.

www.encolabs.com

ANALYTICAL RESULTS

Description: EQUIPMENT BLANK
Matrix: Ground Water
Project: ENTERPRISE LF & RECYC (FKA SID LARKIN & SON, INC.)

Lab Sample ID: AE01380-08
Sampled: 03/15/21 12:34
Sampled By: Chris Monaco

Received: 03/16/21 12:55
Work Order: AE01380

Volatile Organic Compounds by GCMS

^ - ENCO Orlando certified analyte [NELAC E83182]

Analyte [CAS Number]	Results	Flag	Units	DF	MDL	PQL	Batch	Method	Analyzed	By	Notes
Xylenes (Total) [1330-20-7]^	1.3	U	ug/L	1	1.3	2.0	1C17017	EPA 8260D	03/17/21 17:32	KKW	

Surrogates	*Results*	*DF*	*Spike Lvl*	*% Rec*	*% Rec Limits*	*Batch*	*Method*	*Analyzed*	*By*	Notes
4-Bromofluorobenzene	*50*	*1*	*50.0*	*101 %*	*41-142*	*1C17017*	*EPA 8260D*	*03/17/21 17:32*	*KKW*	
Dibromofluoromethane	*48*	*1*	*50.0*	*96 %*	*53-146*	*1C17017*	*EPA 8260D*	*03/17/21 17:32*	*KKW*	
Toluene-d8	*49*	*1*	*50.0*	*99 %*	*41-146*	*1C17017*	*EPA 8260D*	*03/17/21 17:32*	*KKW*	

Semivolatile Organic Compounds by GC

^ - ENCO Orlando certified analyte [NELAC E83182]

Analyte [CAS Number]	Results	Flag	Units	DF	MDL	PQL	Batch	Method	Analyzed	By	Notes
1,2-Dibromo-3-chloropropane [96-12-8]^	0.012	U	ug/L	1	0.012	0.020	1C22028	EPA 8011	03/23/21 16:06	fcv	
1,2-Dibromoethane [106-93-4]^	0.010	U	ug/L	1	0.010	0.020	1C22028	EPA 8011	03/23/21 16:06	fcv	

Surrogates	*Results*	*DF*	*Spike Lvl*	*% Rec*	*% Rec Limits*	*Batch*	*Method*	*Analyzed*	*By*	Notes
1,1,1,2-Tetrachloroethane	*0.29*	*1*	*0.250*	*115 %*	*70-130*	*1C22028*	*EPA 8011*	*03/23/21 16:06*	*fcv*	

Metals by EPA 6000/7000 Series Methods

^ - ENCO Orlando certified analyte [NELAC E83182]

Analyte [CAS Number]	Results	Flag	Units	DF	MDL	PQL	Batch	Method	Analyzed	By	Notes
Mercury [7439-97-6]^	0.0230	U	ug/L	1	0.0230	0.200	1C17020	EPA 7470A	03/18/21 10:49	SSE	

Metals (total recoverable) by EPA 6000/7000 Series Methods

^ - ENCO Orlando certified analyte [NELAC E83182]

Analyte [CAS Number]	Results	Flag	Units	DF	MDL	PQL	Batch	Method	Analyzed	By	Notes
Antimony [7440-36-0]^	2.50	U	ug/L	1	2.50	5.00	1C17011	EPA 6020B	03/18/21 11:48	JMA	
Arsenic [7440-38-2]^	5.00	U	ug/L	1	5.00	10.0	1C17011	EPA 6020B	03/18/21 11:48	JMA	
Barium [7440-39-3]^	50.0	U	ug/L	1	50.0	100	1C17011	EPA 6020B	03/18/21 11:48	JMA	
Beryllium [7440-41-7]^	0.500	U	ug/L	1	0.500	1.00	1C17011	EPA 6020B	03/18/21 11:48	JMA	
Cadmium [7440-43-9]^	0.500	U	ug/L	1	0.500	3.00	1C17011	EPA 6020B	03/18/21 11:48	JMA	
Chromium [7440-47-3]^	5.00	U	ug/L	1	5.00	10.0	1C17011	EPA 6020B	03/18/21 11:48	JMA	
Cobalt [7440-48-4]^	5.00	U	ug/L	1	5.00	10.0	1C17011	EPA 6020B	03/18/21 11:48	JMA	
Copper [7440-50-8]^	2.50	U	ug/L	1	2.50	10.0	1C17011	EPA 6020B	03/18/21 11:48	JMA	
Iron [7439-89-6]^	25.0	U	ug/L	1	25.0	50.0	1C17011	EPA 6020B	03/18/21 11:48	JMA	
Lead [7439-92-1]^	2.50	U	ug/L	1	2.50	5.00	1C17011	EPA 6020B	03/18/21 11:48	JMA	
Nickel [7440-02-0]^	5.00	U	ug/L	1	5.00	10.0	1C17011	EPA 6020B	03/18/21 11:48	JMA	
Selenium [7782-49-2]^	5.00	U	ug/L	1	5.00	10.0	1C17011	EPA 6020B	03/18/21 11:48	JMA	
Silver [7440-22-4]^	0.500	U	ug/L	1	0.500	1.00	1C17011	EPA 6020B	03/18/21 11:48	JMA	
Sodium [7440-23-5]^	0.320	U	mg/L	1	0.320	1.00	1C17011	EPA 6020B	03/18/21 11:48	JMA	
Thallium [7440-28-0]^	0.500	U	ug/L	1	0.500	1.00	1C17011	EPA 6020B	03/18/21 11:48	JMA	
Vanadium [7440-62-2]^	5.00	U	ug/L	1	5.00	10.0	1C17011	EPA 6020B	03/18/21 11:48	JMA	
Zinc [7440-66-6]^	75.0	U	ug/L	1	75.0	200	1C17011	EPA 6020B	03/18/21 11:48	JMA	

This report relates only to the sample as received by the laboratory, and may only be reproduced in full.

www.encolabs.com

ANALYTICAL RESULTS

Description: EQUIPMENT BLANK
Matrix: Ground Water
Project: ENTERPRISE LF & RECYC (FKA SID LARKIN & SON, INC.)

Lab Sample ID: AE01380-08
Sampled: 03/15/21 12:34
Sampled By: Chris Monaco

Received: 03/16/21 12:55
Work Order: AE01380

Classical Chemistry Parameters

^ - ENCO Orlando certified analyte [NELAC E83182]

Analyte [CAS Number]	Results	Flag	Units	DF	MDL	PQL	Batch	Method	Analyzed	By	Notes
Ammonia as N [7664-41-7]^	0.0098	U	mg/L	1	0.0098	0.020	1C17002	EPA 350.1	03/17/21 10:06	cbarr	
Chloride [16887-00-6]^	0.29	U	mg/L	1	0.29	5.0	1C16015	EPA 300.0	03/16/21 15:56	ASR	
Nitrate as N [14797-55-8]^	0.052	U	mg/L	1	0.052	1.0	1C16015	EPA 300.0	03/16/21 15:56	ASR	
Total Dissolved Solids^	10	U	mg/L	1	10	10	1C19015	SM 2540C-2011	03/24/21 11:32	AAL	

This report relates only to the sample as received by the laboratory, and may only be reproduced in full.

www.encolabs.com

ANALYTICAL RESULTS

Description: MW-22B
Matrix: Ground Water
Project: ENTERPRISE LF & RECYC (FKA SID LARKIN & SON, INC.)

Lab Sample ID: AE01380-09
Sampled: 03/15/21 15:28
Sampled By: Chris Monaco

Received: 03/16/21 12:55
Work Order: AE01380

Volatile Organic Compounds by GCMS

^ - ENCO Orlando certified analyte [NELAC E83182]

Analyte [CAS Number]	Results	Flag	Units	DF	MDL	PQL	Batch	Method	Analyzed	By	Notes
1,1,1,2-Tetrachloroethane [630-20-6]^	0.61	U	ug/L	1	0.61	1.0	1C17017	EPA 8260D	03/17/21 18:00	KKW	
1,1,1-Trichloroethane [71-55-6]^	0.80	U	ug/L	1	0.80	1.0	1C17017	EPA 8260D	03/17/21 18:00	KKW	
1,1,2,2-Tetrachloroethane [79-34-5]^	0.54	U	ug/L	1	0.54	1.0	1C17017	EPA 8260D	03/17/21 18:00	KKW	
1,1,2-Trichloroethane [79-00-5]^	0.76	U	ug/L	1	0.76	1.0	1C17017	EPA 8260D	03/17/21 18:00	KKW	
1,1-Dichloroethane [75-34-3]^	0.62	U	ug/L	1	0.62	1.0	1C17017	EPA 8260D	03/17/21 18:00	KKW	
1,1-Dichloroethene [75-35-4]^	0.94	U	ug/L	1	0.94	1.0	1C17017	EPA 8260D	03/17/21 18:00	KKW	
1,2,3-Trichloropropane [96-18-4]^	0.64	U	ug/L	1	0.64	1.0	1C17017	EPA 8260D	03/17/21 18:00	KKW	
1,2-Dichlorobenzene [95-50-1]^	0.73	U	ug/L	1	0.73	1.0	1C17017	EPA 8260D	03/17/21 18:00	KKW	
1,2-Dichloroethane [107-06-2]^	0.63	U	ug/L	1	0.63	1.0	1C17017	EPA 8260D	03/17/21 18:00	KKW	
1,2-Dichloropropane [78-87-5]^	0.80	U	ug/L	1	0.80	1.0	1C17017	EPA 8260D	03/17/21 18:00	KKW	
1,4-Dichlorobenzene [106-46-7]^	0.76	U	ug/L	1	0.76	1.0	1C17017	EPA 8260D	03/17/21 18:00	KKW	
2-Butanone [78-93-3]^	4.5	U	ug/L	1	4.5	5.0	1C17017	EPA 8260D	03/17/21 18:00	KKW	
2-Hexanone [591-78-6]^	2.5	U	ug/L	1	2.5	5.0	1C17017	EPA 8260D	03/17/21 18:00	KKW	
4-Methyl-2-pentanone [108-10-1]^	2.5	U	ug/L	1	2.5	5.0	1C17017	EPA 8260D	03/17/21 18:00	KKW	
Acetone [67-64-1]^	10	U	ug/L	1	10	20	1C17017	EPA 8260D	03/17/21 18:00	KKW	
Acrylonitrile [107-13-1]^	5.0	U	ug/L	1	5.0	10	1C17017	EPA 8260D	03/17/21 18:00	KKW	QL-02
Benzene [71-43-2]^	0.71	U	ug/L	1	0.71	1.0	1C17017	EPA 8260D	03/17/21 18:00	KKW	
Bromochloromethane [74-97-5]^	0.94	U	ug/L	1	0.94	1.0	1C17017	EPA 8260D	03/17/21 18:00	KKW	
Bromodichloromethane [75-27-4]^	0.52	U	ug/L	1	0.52	1.0	1C17017	EPA 8260D	03/17/21 18:00	KKW	
Bromoform [75-25-2]^	0.75	U	ug/L	1	0.75	1.0	1C17017	EPA 8260D	03/17/21 18:00	KKW	
Bromomethane [74-83-9]^	0.95	U	ug/L	1	0.95	1.0	1C17017	EPA 8260D	03/17/21 18:00	KKW	
Carbon disulfide [75-15-0]^	2.5	U	ug/L	1	2.5	5.0	1C17017	EPA 8260D	03/17/21 18:00	KKW	
Carbon tetrachloride [56-23-5]^	0.94	U	ug/L	1	0.94	1.0	1C17017	EPA 8260D	03/17/21 18:00	KKW	
Chlorobenzene [108-90-7]^	0.72	U	ug/L	1	0.72	1.0	1C17017	EPA 8260D	03/17/21 18:00	KKW	
Chloroethane [75-00-3]^	0.98	U	ug/L	1	0.98	1.0	1C17017	EPA 8260D	03/17/21 18:00	KKW	
Chloroform [67-66-3]^	0.80	U	ug/L	1	0.80	1.0	1C17017	EPA 8260D	03/17/21 18:00	KKW	
Chloromethane [74-87-3]^	0.82	U	ug/L	1	0.82	1.0	1C17017	EPA 8260D	03/17/21 18:00	KKW	
cis-1,2-Dichloroethene [156-59-2]^	0.53	U	ug/L	1	0.53	1.0	1C17017	EPA 8260D	03/17/21 18:00	KKW	
cis-1,3-Dichloropropene [10061-01-5]^	0.59	U	ug/L	1	0.59	1.0	1C17017	EPA 8260D	03/17/21 18:00	KKW	
Dibromochloromethane [124-48-1]^	0.50	U	ug/L	1	0.50	1.0	1C17017	EPA 8260D	03/17/21 18:00	KKW	
Dibromomethane [74-95-3]^	0.84	U	ug/L	1	0.84	1.0	1C17017	EPA 8260D	03/17/21 18:00	KKW	
Ethylbenzene [100-41-4]^	0.69	U	ug/L	1	0.69	1.0	1C17017	EPA 8260D	03/17/21 18:00	KKW	
Iodomethane [74-88-4]^	2.5	U	ug/L	1	2.5	5.0	1C17017	EPA 8260D	03/17/21 18:00	KKW	
m,p-Xylenes [108-38-3/106-42-3]^	1.3	U	ug/L	1	1.3	2.0	1C17017	EPA 8260D	03/17/21 18:00	KKW	
Methylene chloride [75-09-2]^	2.5	U	ug/L	1	2.5	5.0	1C17017	EPA 8260D	03/17/21 18:00	KKW	
o-Xylene [95-47-6]^	0.53	U	ug/L	1	0.53	1.0	1C17017	EPA 8260D	03/17/21 18:00	KKW	
Styrene [100-42-5]^	0.61	U	ug/L	1	0.61	1.0	1C17017	EPA 8260D	03/17/21 18:00	KKW	
Tetrachloroethene [127-18-4]^	0.76	U	ug/L	1	0.76	1.0	1C17017	EPA 8260D	03/17/21 18:00	KKW	
Toluene [108-88-3]^	0.72	U	ug/L	1	0.72	1.0	1C17017	EPA 8260D	03/17/21 18:00	KKW	
trans-1,2-Dichloroethene [156-60-5]^	0.73	U	ug/L	1	0.73	1.0	1C17017	EPA 8260D	03/17/21 18:00	KKW	
trans-1,3-Dichloropropene [10061-02-6]^	0.73	U	ug/L	1	0.73	1.0	1C17017	EPA 8260D	03/17/21 18:00	KKW	
trans-1,4-Dichloro-2-butene [110-57-6]^	0.79	U	ug/L	1	0.79	1.0	1C17017	EPA 8260D	03/17/21 18:00	KKW	
Trichloroethene [79-01-6]^	0.89	U	ug/L	1	0.89	1.0	1C17017	EPA 8260D	03/17/21 18:00	KKW	
Trichlorofluoromethane [75-69-4]^	0.94	U	ug/L	1	0.94	1.0	1C17017	EPA 8260D	03/17/21 18:00	KKW	
Vinyl acetate [108-05-4]^	2.5	U	ug/L	1	2.5	5.0	1C17017	EPA 8260D	03/17/21 18:00	KKW	
Vinyl chloride [75-01-4]^	0.71	U	ug/L	1	0.71	1.0	1C17017	EPA 8260D	03/17/21 18:00	KKW	

This report relates only to the sample as received by the laboratory, and may only be reproduced in full.

www.encolabs.com

ANALYTICAL RESULTS

Description: MW-22B
Matrix: Ground Water
Project: ENTERPRISE LF & RECYC (FKA SID LARKIN & SON, INC.)

Lab Sample ID: AE01380-09
Sampled: 03/15/21 15:28
Sampled By: Chris Monaco

Received: 03/16/21 12:55
Work Order: AE01380

Volatile Organic Compounds by GCMS

^ - ENCO Orlando certified analyte [NELAC E83182]

Analyte [CAS Number]	Results	Flag	Units	DF	MDL	PQL	Batch	Method	Analyzed	By	Notes
Xylenes (Total) [1330-20-7]^	1.3	U	ug/L	1	1.3	2.0	1C17017	EPA 8260D	03/17/21 18:00	KKW	

Surrogates	*Results*	*DF*	*Spike Lvl*	*% Rec*	*% Rec Limits*	*Batch*	*Method*	*Analyzed*	*By*	Notes
4-Bromofluorobenzene	*52*	*1*	*50.0*	*104 %*	*41-142*	*1C17017*	*EPA 8260D*	*03/17/21 18:00*	*KKW*	
Dibromofluoromethane	*50*	*1*	*50.0*	*100 %*	*53-146*	*1C17017*	*EPA 8260D*	*03/17/21 18:00*	*KKW*	
Toluene-d8	*50*	*1*	*50.0*	*100 %*	*41-146*	*1C17017*	*EPA 8260D*	*03/17/21 18:00*	*KKW*	

Semivolatile Organic Compounds by GC

^ - ENCO Orlando certified analyte [NELAC E83182]

Analyte [CAS Number]	Results	Flag	Units	DF	MDL	PQL	Batch	Method	Analyzed	By	Notes
1,2-Dibromo-3-chloropropane [96-12-8]^	0.012	U	ug/L	1	0.012	0.020	1C22028	EPA 8011	03/23/21 16:21	fcv	
1,2-Dibromoethane [106-93-4]^	0.010	U	ug/L	1	0.010	0.020	1C22028	EPA 8011	03/23/21 16:21	fcv	

Surrogates	*Results*	*DF*	*Spike Lvl*	*% Rec*	*% Rec Limits*	*Batch*	*Method*	*Analyzed*	*By*	Notes
1,1,1,2-Tetrachloroethane	*0.30*	*1*	*0.250*	*120 %*	*70-130*	*1C22028*	*EPA 8011*	*03/23/21 16:21*	*fcv*	

Metals by EPA 6000/7000 Series Methods

^ - ENCO Orlando certified analyte [NELAC E83182]

Analyte [CAS Number]	Results	Flag	Units	DF	MDL	PQL	Batch	Method	Analyzed	By	Notes
Mercury [7439-97-6]^	0.0230	U	ug/L	1	0.0230	0.200	1C17020	EPA 7470A	03/18/21 10:46	SSE	

Metals (total recoverable) by EPA 6000/7000 Series Methods

^ - ENCO Orlando certified analyte [NELAC E83182]

Analyte [CAS Number]	Results	Flag	Units	DF	MDL	PQL	Batch	Method	Analyzed	By	Notes
Antimony [7440-36-0]^	2.50	U	ug/L	1	2.50	5.00	1C17011	EPA 6020B	03/18/21 15:00	JMA	
Arsenic [7440-38-2]^	5.00	U	ug/L	1	5.00	10.0	1C17011	EPA 6020B	03/18/21 15:00	JMA	
Barium [7440-39-3]^	50.0	U	ug/L	1	50.0	100	1C17011	EPA 6020B	03/18/21 15:00	JMA	
Beryllium [7440-41-7]^	0.500	U	ug/L	1	0.500	1.00	1C17011	EPA 6020B	03/18/21 15:00	JMA	
Cadmium [7440-43-9]^	0.500	U	ug/L	1	0.500	3.00	1C17011	EPA 6020B	03/18/21 15:00	JMA	
Chromium [7440-47-3]^	5.00	U	ug/L	1	5.00	10.0	1C17011	EPA 6020B	03/18/21 15:00	JMA	
Cobalt [7440-48-4]^	5.00	U	ug/L	1	5.00	10.0	1C17011	EPA 6020B	03/18/21 15:00	JMA	
Copper [7440-50-8]^	2.50	U	ug/L	1	2.50	10.0	1C17011	EPA 6020B	03/18/21 15:00	JMA	
Iron [7439-89-6]^	**57.5**		ug/L	1	25.0	50.0	1C17011	EPA 6020B	03/18/21 15:00	JMA	
Lead [7439-92-1]^	2.50	U	ug/L	1	2.50	5.00	1C17011	EPA 6020B	03/18/21 15:00	JMA	
Nickel [7440-02-0]^	5.00	U	ug/L	1	5.00	10.0	1C17011	EPA 6020B	03/18/21 15:00	JMA	
Selenium [7782-49-2]^	5.00	U	ug/L	1	5.00	10.0	1C17011	EPA 6020B	03/18/21 15:00	JMA	
Silver [7440-22-4]^	0.500	U	ug/L	1	0.500	1.00	1C17011	EPA 6020B	03/18/21 15:00	JMA	
Sodium [7440-23-5]^	**4.24**		mg/L	1	0.320	1.00	1C17011	EPA 6020B	03/18/21 15:00	JMA	
Thallium [7440-28-0]^	0.500	U	ug/L	1	0.500	1.00	1C17011	EPA 6020B	03/18/21 15:00	JMA	
Vanadium [7440-62-2]^	5.00	U	ug/L	1	5.00	10.0	1C17011	EPA 6020B	03/18/21 15:00	JMA	
Zinc [7440-66-6]^	75.0	U	ug/L	1	75.0	200	1C17011	EPA 6020B	03/18/21 15:00	JMA	

This report relates only to the sample as received by the laboratory, and may only be reproduced in full.

www.encolabs.com

ANALYTICAL RESULTS

Description: MW-22B
Matrix: Ground Water
Project: ENTERPRISE LF & RECYC (FKA SID LARKIN & SON, INC.)

Lab Sample ID: AE01380-09
Sampled: 03/15/21 15:28
Sampled By: Chris Monaco

Received: 03/16/21 12:55
Work Order: AE01380

Classical Chemistry Parameters

^ - ENCO Orlando certified analyte [NELAC E83182]

Analyte [CAS Number]	Results	Flag	Units	DF	MDL	PQL	Batch	Method	Analyzed	By	Notes
Ammonia as N [7664-41-7]^	0.0098	U	mg/L	1	0.0098	0.020	1C17002	EPA 350.1	03/17/21 10:09	cbarr	
Chloride [16887-00-6]^	**5.5**		mg/L	1	0.29	5.0	1C16015	EPA 300.0	03/16/21 16:10	ASR	
Nitrate as N [14797-55-8]^	**0.95**	I	mg/L	1	0.052	1.0	1C16015	EPA 300.0	03/16/21 16:10	ASR	
Total Dissolved Solids^	**100**		mg/L	1	10	10	1C19015	SM 2540C-2011	03/24/21 11:32	AAL	

Field Parameters

Analyte [CAS Number]	Results	Flag	Units	DF	MDL	PQL	Batch	Method	Analyzed	By	Notes
Depth to Water	**27.69**		Ft	1			1C30060	Field	03/15/21 15:28	CSP	
Dissolved Oxygen	**3.28**		mg/L	1	0	0	1C30060	Field	03/15/21 15:28	CSP	
Oxidation/Reduction Potential	**250.8**		mV	1	-999	-999	1C30060	Field	03/15/21 15:28	CSP	
pH	**7.47**		pH Units	1			1C30060	Field	03/15/21 15:28	CSP	
Specific Conductance (EC)	**253**		umhos/cm	1	0	0	1C30060	Field	03/15/21 15:28	CSP	
Temperature	**24.9**		°C	1	0	0	1C30060	Field	03/15/21 15:28	CSP	
Turbidity	**10.6**		NTU	1	0	0	1C30060	Field	03/15/21 15:28	CSP	
Water Elevation	**69.02**		Ft	1			1C30060	Field	03/15/21 15:28	CSP	

This report relates only to the sample as received by the laboratory, and may only be reproduced in full.

www.encolabs.com

ANALYTICAL RESULTS

Description: MW-22A
Matrix: Ground Water
Project: ENTERPRISE LF & RECYC (FKA SID LARKIN & SON, INC.)

Lab Sample ID: AE01380-10
Sampled: 03/15/21 15:52
Sampled By: Chris Monaco

Received: 03/16/21 12:55
Work Order: AE01380

Volatile Organic Compounds by GCMS

^ - ENCO Orlando certified analyte [NELAC E83182]

Analyte [CAS Number]	Results	Flag	Units	DF	MDL	PQL	Batch	Method	Analyzed	By	Notes
1,1,1,2-Tetrachloroethane [630-20-6]^	0.61	U	ug/L	1	0.61	1.0	1C17017	EPA 8260D	03/17/21 18:29	KKW	
1,1,1-Trichloroethane [71-55-6]^	0.80	U	ug/L	1	0.80	1.0	1C17017	EPA 8260D	03/17/21 18:29	KKW	
1,1,2,2-Tetrachloroethane [79-34-5]^	0.54	U	ug/L	1	0.54	1.0	1C17017	EPA 8260D	03/17/21 18:29	KKW	
1,1,2-Trichloroethane [79-00-5]^	0.76	U	ug/L	1	0.76	1.0	1C17017	EPA 8260D	03/17/21 18:29	KKW	
1,1-Dichloroethane [75-34-3]^	0.62	U	ug/L	1	0.62	1.0	1C17017	EPA 8260D	03/17/21 18:29	KKW	
1,1-Dichloroethene [75-35-4]^	0.94	U	ug/L	1	0.94	1.0	1C17017	EPA 8260D	03/17/21 18:29	KKW	
1,2,3-Trichloropropane [96-18-4]^	0.64	U	ug/L	1	0.64	1.0	1C17017	EPA 8260D	03/17/21 18:29	KKW	
1,2-Dichlorobenzene [95-50-1]^	0.73	U	ug/L	1	0.73	1.0	1C17017	EPA 8260D	03/17/21 18:29	KKW	
1,2-Dichloroethane [107-06-2]^	0.63	U	ug/L	1	0.63	1.0	1C17017	EPA 8260D	03/17/21 18:29	KKW	
1,2-Dichloropropane [78-87-5]^	0.80	U	ug/L	1	0.80	1.0	1C17017	EPA 8260D	03/17/21 18:29	KKW	
1,4-Dichlorobenzene [106-46-7]^	0.76	U	ug/L	1	0.76	1.0	1C17017	EPA 8260D	03/17/21 18:29	KKW	
2-Butanone [78-93-3]^	4.5	U	ug/L	1	4.5	5.0	1C17017	EPA 8260D	03/17/21 18:29	KKW	
2-Hexanone [591-78-6]^	2.5	U	ug/L	1	2.5	5.0	1C17017	EPA 8260D	03/17/21 18:29	KKW	
4-Methyl-2-pentanone [108-10-1]^	2.5	U	ug/L	1	2.5	5.0	1C17017	EPA 8260D	03/17/21 18:29	KKW	
Acetone [67-64-1]^	10	U	ug/L	1	10	20	1C17017	EPA 8260D	03/17/21 18:29	KKW	
Acrylonitrile [107-13-1]^	5.0	U	ug/L	1	5.0	10	1C17017	EPA 8260D	03/17/21 18:29	KKW	QL-02
Benzene [71-43-2]^	0.71	U	ug/L	1	0.71	1.0	1C17017	EPA 8260D	03/17/21 18:29	KKW	
Bromochloromethane [74-97-5]^	0.94	U	ug/L	1	0.94	1.0	1C17017	EPA 8260D	03/17/21 18:29	KKW	
Bromodichloromethane [75-27-4]^	0.52	U	ug/L	1	0.52	1.0	1C17017	EPA 8260D	03/17/21 18:29	KKW	
Bromoform [75-25-2]^	0.75	U	ug/L	1	0.75	1.0	1C17017	EPA 8260D	03/17/21 18:29	KKW	
Bromomethane [74-83-9]^	0.95	U	ug/L	1	0.95	1.0	1C17017	EPA 8260D	03/17/21 18:29	KKW	
Carbon disulfide [75-15-0]^	2.5	U	ug/L	1	2.5	5.0	1C17017	EPA 8260D	03/17/21 18:29	KKW	
Carbon tetrachloride [56-23-5]^	0.94	U	ug/L	1	0.94	1.0	1C17017	EPA 8260D	03/17/21 18:29	KKW	
Chlorobenzene [108-90-7]^	0.72	U	ug/L	1	0.72	1.0	1C17017	EPA 8260D	03/17/21 18:29	KKW	
Chloroethane [75-00-3]^	0.98	U	ug/L	1	0.98	1.0	1C17017	EPA 8260D	03/17/21 18:29	KKW	
Chloroform [67-66-3]^	0.80	U	ug/L	1	0.80	1.0	1C17017	EPA 8260D	03/17/21 18:29	KKW	
Chloromethane [74-87-3]^	0.82	U	ug/L	1	0.82	1.0	1C17017	EPA 8260D	03/17/21 18:29	KKW	
cis-1,2-Dichloroethene [156-59-2]^	0.53	U	ug/L	1	0.53	1.0	1C17017	EPA 8260D	03/17/21 18:29	KKW	
cis-1,3-Dichloropropene [10061-01-5]^	0.59	U	ug/L	1	0.59	1.0	1C17017	EPA 8260D	03/17/21 18:29	KKW	
Dibromochloromethane [124-48-1]^	0.50	U	ug/L	1	0.50	1.0	1C17017	EPA 8260D	03/17/21 18:29	KKW	
Dibromomethane [74-95-3]^	0.84	U	ug/L	1	0.84	1.0	1C17017	EPA 8260D	03/17/21 18:29	KKW	
Ethylbenzene [100-41-4]^	0.69	U	ug/L	1	0.69	1.0	1C17017	EPA 8260D	03/17/21 18:29	KKW	
Iodomethane [74-88-4]^	2.5	U	ug/L	1	2.5	5.0	1C17017	EPA 8260D	03/17/21 18:29	KKW	
m,p-Xylenes [108-38-3/106-42-3]^	1.3	U	ug/L	1	1.3	2.0	1C17017	EPA 8260D	03/17/21 18:29	KKW	
Methylene chloride [75-09-2]^	2.5	U	ug/L	1	2.5	5.0	1C17017	EPA 8260D	03/17/21 18:29	KKW	
o-Xylene [95-47-6]^	0.53	U	ug/L	1	0.53	1.0	1C17017	EPA 8260D	03/17/21 18:29	KKW	
Styrene [100-42-5]^	0.61	U	ug/L	1	0.61	1.0	1C17017	EPA 8260D	03/17/21 18:29	KKW	
Tetrachloroethene [127-18-4]^	0.76	U	ug/L	1	0.76	1.0	1C17017	EPA 8260D	03/17/21 18:29	KKW	
Toluene [108-88-3]^	0.72	U	ug/L	1	0.72	1.0	1C17017	EPA 8260D	03/17/21 18:29	KKW	
trans-1,2-Dichloroethene [156-60-5]^	0.73	U	ug/L	1	0.73	1.0	1C17017	EPA 8260D	03/17/21 18:29	KKW	
trans-1,3-Dichloropropene [10061-02-6]^	0.73	U	ug/L	1	0.73	1.0	1C17017	EPA 8260D	03/17/21 18:29	KKW	
trans-1,4-Dichloro-2-butene [110-57-6]^	0.79	U	ug/L	1	0.79	1.0	1C17017	EPA 8260D	03/17/21 18:29	KKW	
Trichloroethene [79-01-6]^	0.89	U	ug/L	1	0.89	1.0	1C17017	EPA 8260D	03/17/21 18:29	KKW	
Trichlorofluoromethane [75-69-4]^	0.94	U	ug/L	1	0.94	1.0	1C17017	EPA 8260D	03/17/21 18:29	KKW	
Vinyl acetate [108-05-4]^	2.5	U	ug/L	1	2.5	5.0	1C17017	EPA 8260D	03/17/21 18:29	KKW	
Vinyl chloride [75-01-4]^	0.71	U	ug/L	1	0.71	1.0	1C17017	EPA 8260D	03/17/21 18:29	KKW	

This report relates only to the sample as received by the laboratory, and may only be reproduced in full.

www.encolabs.com

ANALYTICAL RESULTS

Description: MW-22A
Matrix: Ground Water
Project: ENTERPRISE LF & RECYC (FKA SID LARKIN & SON, INC.)

Lab Sample ID: AE01380-10
Sampled: 03/15/21 15:52
Sampled By: Chris Monaco

Received: 03/16/21 12:55
Work Order: AE01380

Volatile Organic Compounds by GCMS

^ - ENCO Orlando certified analyte [NELAC E83182]

Analyte [CAS Number]	Results	Flag	Units	DF	MDL	PQL	Batch	Method	Analyzed	By	Notes
Xylenes (Total) [1330-20-7]^	1.3	U	ug/L	1	1.3	2.0	1C17017	EPA 8260D	03/17/21 18:29	KKW	

Surrogates	Results	DF	Spike Lvl	% Rec	% Rec Limits	Batch	Method	Analyzed	By	Notes
4-Bromofluorobenzene	*50*	*1*	*50.0*	*100 %*	*41-142*	*1C17017*	*EPA 8260D*	*03/17/21 18:29*	*KKW*	
Dibromofluoromethane	*49*	*1*	*50.0*	*98 %*	*53-146*	*1C17017*	*EPA 8260D*	*03/17/21 18:29*	*KKW*	
Toluene-d8	*49*	*1*	*50.0*	*99 %*	*41-146*	*1C17017*	*EPA 8260D*	*03/17/21 18:29*	*KKW*	

Semivolatile Organic Compounds by GC

^ - ENCO Orlando certified analyte [NELAC E83182]

Analyte [CAS Number]	Results	Flag	Units	DF	MDL	PQL	Batch	Method	Analyzed	By	Notes
1,2-Dibromo-3-chloropropane [96-12-8]^	0.012	U	ug/L	1	0.012	0.020	1C22028	EPA 8011	03/23/21 16:37	fcv	
1,2-Dibromoethane [106-93-4]^	0.010	U	ug/L	1	0.010	0.020	1C22028	EPA 8011	03/23/21 16:37	fcv	

Surrogates	Results	DF	Spike Lvl	% Rec	% Rec Limits	Batch	Method	Analyzed	By	Notes
1,1,1,2-Tetrachloroethane	*0.27*	*1*	*0.250*	*109 %*	*70-130*	*1C22028*	*EPA 8011*	*03/23/21 16:37*	*fcv*	

Metals by EPA 6000/7000 Series Methods

^ - ENCO Orlando certified analyte [NELAC E83182]

Analyte [CAS Number]	Results	Flag	Units	DF	MDL	PQL	Batch	Method	Analyzed	By	Notes
Mercury [7439-97-6]^	0.0230	U	ug/L	1	0.0230	0.200	1C17020	EPA 7470A	03/18/21 10:59	SSE	

Metals (total recoverable) by EPA 6000/7000 Series Methods

^ - ENCO Orlando certified analyte [NELAC E83182]

Analyte [CAS Number]	Results	Flag	Units	DF	MDL	PQL	Batch	Method	Analyzed	By	Notes
Antimony [7440-36-0]^	2.50	U	ug/L	1	2.50	5.00	1C17011	EPA 6020B	03/18/21 11:42	JMA	
Arsenic [7440-38-2]^	5.00	U	ug/L	1	5.00	10.0	1C17011	EPA 6020B	03/18/21 11:42	JMA	
Barium [7440-39-3]^	50.0	U	ug/L	1	50.0	100	1C17011	EPA 6020B	03/18/21 11:42	JMA	
Beryllium [7440-41-7]^	0.500	U	ug/L	1	0.500	1.00	1C17011	EPA 6020B	03/18/21 11:42	JMA	
Cadmium [7440-43-9]^	0.500	U	ug/L	1	0.500	3.00	1C17011	EPA 6020B	03/18/21 11:42	JMA	
Chromium [7440-47-3]^	5.00	U	ug/L	1	5.00	10.0	1C17011	EPA 6020B	03/18/21 11:42	JMA	
Cobalt [7440-48-4]^	5.00	U	ug/L	1	5.00	10.0	1C17011	EPA 6020B	03/18/21 11:42	JMA	
Copper [7440-50-8]^	2.50	U	ug/L	1	2.50	10.0	1C17011	EPA 6020B	03/18/21 11:42	JMA	
Iron [7439-89-6]^	**94.3**		ug/L	1	25.0	50.0	1C17011	EPA 6020B	03/18/21 11:42	JMA	
Lead [7439-92-1]^	2.50	U	ug/L	1	2.50	5.00	1C17011	EPA 6020B	03/18/21 11:42	JMA	
Nickel [7440-02-0]^	5.00	U	ug/L	1	5.00	10.0	1C17011	EPA 6020B	03/18/21 11:42	JMA	
Selenium [7782-49-2]^	5.00	U	ug/L	1	5.00	10.0	1C17011	EPA 6020B	03/18/21 11:42	JMA	
Silver [7440-22-4]^	0.500	U	ug/L	1	0.500	1.00	1C17011	EPA 6020B	03/18/21 11:42	JMA	
Sodium [7440-23-5]^	**4.65**		mg/L	1	0.320	1.00	1C17011	EPA 6020B	03/18/21 11:42	JMA	
Thallium [7440-28-0]^	0.500	U	ug/L	1	0.500	1.00	1C17011	EPA 6020B	03/18/21 11:42	JMA	
Vanadium [7440-62-2]^	5.00	U	ug/L	1	5.00	10.0	1C17011	EPA 6020B	03/18/21 11:42	JMA	
Zinc [7440-66-6]^	75.0	U	ug/L	1	75.0	200	1C17011	EPA 6020B	03/18/21 11:42	JMA	

This report relates only to the sample as received by the laboratory, and may only be reproduced in full.

www.encolabs.com

ANALYTICAL RESULTS

Description: MW-22A
Matrix: Ground Water
Project: ENTERPRISE LF & RECYC (FKA SID LARKIN & SON, INC.)

Lab Sample ID: AE01380-10
Sampled: 03/15/21 15:52
Sampled By: Chris Monaco

Received: 03/16/21 12:55
Work Order: AE01380

Classical Chemistry Parameters

^ - ENCO Orlando certified analyte [NELAC E83182]

Analyte [CAS Number]	Results	Flag	Units	DF	MDL	PQL	Batch	Method	Analyzed	By	Notes
Ammonia as N [7664-41-7]^	0.0098	U	mg/L	1	0.0098	0.020	1C17002	EPA 350.1	03/17/21 10:11	cbarr	
Chloride [16887-00-6]^	**3.2**	I	mg/L	1	0.29	5.0	1C16015	EPA 300.0	03/16/21 16:24	ASR	
Nitrate as N [14797-55-8]^	**1.2**		mg/L	1	0.052	1.0	1C16015	EPA 300.0	03/16/21 16:24	ASR	
Total Dissolved Solids^	**72**		mg/L	1	10	10	1C19015	SM 2540C-2011	03/24/21 11:32	AAL	

Field Parameters

Analyte [CAS Number]	Results	Flag	Units	DF	MDL	PQL	Batch	Method	Analyzed	By	Notes
Depth to Water	**27.31**		Ft	1			1C30060	Field	03/15/21 15:52	CSP	
Dissolved Oxygen	**3.34**		mg/L	1	0	0	1C30060	Field	03/15/21 15:52	CSP	
Oxidation/Reduction Potential	**122.8**		mV	1	-999	-999	1C30060	Field	03/15/21 15:52	CSP	
pH	**6.76**		pH Units	1			1C30060	Field	03/15/21 15:52	CSP	
Specific Conductance (EC)	**222**		umhos/cm	1	0	0	1C30060	Field	03/15/21 15:52	CSP	
Temperature	**26.2**		°C	1	0	0	1C30060	Field	03/15/21 15:52	CSP	
Turbidity	**6**		NTU	1	0	0	1C30060	Field	03/15/21 15:52	CSP	
Water Elevation	**69.8**		Ft	1			1C30060	Field	03/15/21 15:52	CSP	

This report relates only to the sample as received by the laboratory, and may only be reproduced in full.

www.encolabs.com

ANALYTICAL RESULTS

Description: MW-23B
Matrix: Ground Water
Project: ENTERPRISE LF & RECYC (FKA SID LARKIN & SON, INC.)

Lab Sample ID: AE01380-11
Sampled: 03/15/21 16:27
Sampled By: Chris Monaco

Received: 03/16/21 12:55
Work Order: AE01380

Volatile Organic Compounds by GCMS

^ - ENCO Orlando certified analyte [NELAC E83182]

Analyte [CAS Number]	Results	Flag	Units	DF	MDL	PQL	Batch	Method	Analyzed	By	Notes
1,1,1,2-Tetrachloroethane [630-20-6]^	0.61	U	ug/L	1	0.61	1.0	1C17017	EPA 8260D	03/17/21 18:57	KKW	
1,1,1-Trichloroethane [71-55-6]^	0.80	U	ug/L	1	0.80	1.0	1C17017	EPA 8260D	03/17/21 18:57	KKW	
1,1,2,2-Tetrachloroethane [79-34-5]^	0.54	U	ug/L	1	0.54	1.0	1C17017	EPA 8260D	03/17/21 18:57	KKW	
1,1,2-Trichloroethane [79-00-5]^	0.76	U	ug/L	1	0.76	1.0	1C17017	EPA 8260D	03/17/21 18:57	KKW	
1,1-Dichloroethane [75-34-3]^	0.62	U	ug/L	1	0.62	1.0	1C17017	EPA 8260D	03/17/21 18:57	KKW	
1,1-Dichloroethene [75-35-4]^	0.94	U	ug/L	1	0.94	1.0	1C17017	EPA 8260D	03/17/21 18:57	KKW	
1,2,3-Trichloropropane [96-18-4]^	0.64	U	ug/L	1	0.64	1.0	1C17017	EPA 8260D	03/17/21 18:57	KKW	
1,2-Dichlorobenzene [95-50-1]^	0.73	U	ug/L	1	0.73	1.0	1C17017	EPA 8260D	03/17/21 18:57	KKW	
1,2-Dichloroethane [107-06-2]^	0.63	U	ug/L	1	0.63	1.0	1C17017	EPA 8260D	03/17/21 18:57	KKW	
1,2-Dichloropropane [78-87-5]^	0.80	U	ug/L	1	0.80	1.0	1C17017	EPA 8260D	03/17/21 18:57	KKW	
1,4-Dichlorobenzene [106-46-7]^	0.76	U	ug/L	1	0.76	1.0	1C17017	EPA 8260D	03/17/21 18:57	KKW	
2-Butanone [78-93-3]^	4.5	U	ug/L	1	4.5	5.0	1C17017	EPA 8260D	03/17/21 18:57	KKW	
2-Hexanone [591-78-6]^	2.5	U	ug/L	1	2.5	5.0	1C17017	EPA 8260D	03/17/21 18:57	KKW	
4-Methyl-2-pentanone [108-10-1]^	2.5	U	ug/L	1	2.5	5.0	1C17017	EPA 8260D	03/17/21 18:57	KKW	
Acetone [67-64-1]^	10	U	ug/L	1	10	20	1C17017	EPA 8260D	03/17/21 18:57	KKW	
Acrylonitrile [107-13-1]^	5.0	U	ug/L	1	5.0	10	1C17017	EPA 8260D	03/17/21 18:57	KKW	QL-02
Benzene [71-43-2]^	0.71	U	ug/L	1	0.71	1.0	1C17017	EPA 8260D	03/17/21 18:57	KKW	
Bromochloromethane [74-97-5]^	0.94	U	ug/L	1	0.94	1.0	1C17017	EPA 8260D	03/17/21 18:57	KKW	
Bromodichloromethane [75-27-4]^	0.52	U	ug/L	1	0.52	1.0	1C17017	EPA 8260D	03/17/21 18:57	KKW	
Bromoform [75-25-2]^	0.75	U	ug/L	1	0.75	1.0	1C17017	EPA 8260D	03/17/21 18:57	KKW	
Bromomethane [74-83-9]^	0.95	U	ug/L	1	0.95	1.0	1C17017	EPA 8260D	03/17/21 18:57	KKW	
Carbon disulfide [75-15-0]^	2.5	U	ug/L	1	2.5	5.0	1C17017	EPA 8260D	03/17/21 18:57	KKW	
Carbon tetrachloride [56-23-5]^	0.94	U	ug/L	1	0.94	1.0	1C17017	EPA 8260D	03/17/21 18:57	KKW	
Chlorobenzene [108-90-7]^	0.72	U	ug/L	1	0.72	1.0	1C17017	EPA 8260D	03/17/21 18:57	KKW	
Chloroethane [75-00-3]^	0.98	U	ug/L	1	0.98	1.0	1C17017	EPA 8260D	03/17/21 18:57	KKW	
Chloroform [67-66-3]^	0.80	U	ug/L	1	0.80	1.0	1C17017	EPA 8260D	03/17/21 18:57	KKW	
Chloromethane [74-87-3]^	0.82	U	ug/L	1	0.82	1.0	1C17017	EPA 8260D	03/17/21 18:57	KKW	
cis-1,2-Dichloroethene [156-59-2]^	0.53	U	ug/L	1	0.53	1.0	1C17017	EPA 8260D	03/17/21 18:57	KKW	
cis-1,3-Dichloropropene [10061-01-5]^	0.59	U	ug/L	1	0.59	1.0	1C17017	EPA 8260D	03/17/21 18:57	KKW	
Dibromochloromethane [124-48-1]^	0.50	U	ug/L	1	0.50	1.0	1C17017	EPA 8260D	03/17/21 18:57	KKW	
Dibromomethane [74-95-3]^	0.84	U	ug/L	1	0.84	1.0	1C17017	EPA 8260D	03/17/21 18:57	KKW	
Ethylbenzene [100-41-4]^	0.69	U	ug/L	1	0.69	1.0	1C17017	EPA 8260D	03/17/21 18:57	KKW	
Iodomethane [74-88-4]^	2.5	U	ug/L	1	2.5	5.0	1C17017	EPA 8260D	03/17/21 18:57	KKW	
m,p-Xylenes [108-38-3/106-42-3]^	1.3	U	ug/L	1	1.3	2.0	1C17017	EPA 8260D	03/17/21 18:57	KKW	
Methylene chloride [75-09-2]^	2.5	U	ug/L	1	2.5	5.0	1C17017	EPA 8260D	03/17/21 18:57	KKW	
o-Xylene [95-47-6]^	0.53	U	ug/L	1	0.53	1.0	1C17017	EPA 8260D	03/17/21 18:57	KKW	
Styrene [100-42-5]^	0.61	U	ug/L	1	0.61	1.0	1C17017	EPA 8260D	03/17/21 18:57	KKW	
Tetrachloroethene [127-18-4]^	0.76	U	ug/L	1	0.76	1.0	1C17017	EPA 8260D	03/17/21 18:57	KKW	
Toluene [108-88-3]^	0.72	U	ug/L	1	0.72	1.0	1C17017	EPA 8260D	03/17/21 18:57	KKW	
trans-1,2-Dichloroethene [156-60-5]^	0.73	U	ug/L	1	0.73	1.0	1C17017	EPA 8260D	03/17/21 18:57	KKW	
trans-1,3-Dichloropropene [10061-02-6]^	0.73	U	ug/L	1	0.73	1.0	1C17017	EPA 8260D	03/17/21 18:57	KKW	
trans-1,4-Dichloro-2-butene [110-57-6]^	0.79	U	ug/L	1	0.79	1.0	1C17017	EPA 8260D	03/17/21 18:57	KKW	
Trichloroethene [79-01-6]^	0.89	U	ug/L	1	0.89	1.0	1C17017	EPA 8260D	03/17/21 18:57	KKW	
Trichlorofluoromethane [75-69-4]^	0.94	U	ug/L	1	0.94	1.0	1C17017	EPA 8260D	03/17/21 18:57	KKW	
Vinyl acetate [108-05-4]^	2.5	U	ug/L	1	2.5	5.0	1C17017	EPA 8260D	03/17/21 18:57	KKW	
Vinyl chloride [75-01-4]^	0.71	U	ug/L	1	0.71	1.0	1C17017	EPA 8260D	03/17/21 18:57	KKW	

This report relates only to the sample as received by the laboratory, and may only be reproduced in full.

www.encolabs.com

ANALYTICAL RESULTS

Description: MW-23B
Matrix: Ground Water
Project: ENTERPRISE LF & RECYC (FKA SID LARKIN & SON, INC.)

Lab Sample ID: AE01380-11
Sampled: 03/15/21 16:27
Sampled By: Chris Monaco

Received: 03/16/21 12:55
Work Order: AE01380

Volatile Organic Compounds by GCMS

^ - ENCO Orlando certified analyte [NELAC E83182]

Analyte [CAS Number]	Results	Flag	Units	DF	MDL	PQL	Batch	Method	Analyzed	By	Notes
Xylenes (Total) [1330-20-7]^	1.3	U	ug/L	1	1.3	2.0	1C17017	EPA 8260D	03/17/21 18:57	KKW	

Surrogates	Results	DF	Spike Lvl	% Rec	% Rec Limits	Batch	Method	Analyzed	By	Notes
4-Bromofluorobenzene	*51*	*1*	*50.0*	*102 %*	*41-142*	*1C17017*	*EPA 8260D*	*03/17/21 18:57*	*KKW*	
Dibromofluoromethane	*49*	*1*	*50.0*	*97 %*	*53-146*	*1C17017*	*EPA 8260D*	*03/17/21 18:57*	*KKW*	
Toluene-d8	*50*	*1*	*50.0*	*100 %*	*41-146*	*1C17017*	*EPA 8260D*	*03/17/21 18:57*	*KKW*	

Semivolatile Organic Compounds by GC

^ - ENCO Orlando certified analyte [NELAC E83182]

Analyte [CAS Number]	Results	Flag	Units	DF	MDL	PQL	Batch	Method	Analyzed	By	Notes
1,2-Dibromo-3-chloropropane [96-12-8]^	0.012	U	ug/L	1	0.012	0.020	1C22028	EPA 8011	03/23/21 16:53	fcv	
1,2-Dibromoethane [106-93-4]^	0.010	U	ug/L	1	0.010	0.020	1C22028	EPA 8011	03/23/21 16:53	fcv	

Surrogates	Results	DF	Spike Lvl	% Rec	% Rec Limits	Batch	Method	Analyzed	By	Notes
1,1,1,2-Tetrachloroethane	*0.29*	*1*	*0.250*	*116 %*	*70-130*	*1C22028*	*EPA 8011*	*03/23/21 16:53*	*fcv*	

Metals by EPA 6000/7000 Series Methods

^ - ENCO Orlando certified analyte [NELAC E83182]

Analyte [CAS Number]	Results	Flag	Units	DF	MDL	PQL	Batch	Method	Analyzed	By	Notes
Mercury [7439-97-6]^	0.0230	U	ug/L	1	0.0230	0.200	1C17020	EPA 7470A	03/18/21 11:03	SSE	

Metals (total recoverable) by EPA 6000/7000 Series Methods

^ - ENCO Orlando certified analyte [NELAC E83182]

Analyte [CAS Number]	Results	Flag	Units	DF	MDL	PQL	Batch	Method	Analyzed	By	Notes
Antimony [7440-36-0]^	2.50	U	ug/L	1	2.50	5.00	1C18008	EPA 6020B	03/19/21 15:44	JMA	
Arsenic [7440-38-2]^	5.00	U	ug/L	1	5.00	10.0	1C18008	EPA 6020B	03/19/21 15:44	JMA	
Barium [7440-39-3]^	50.0	U	ug/L	1	50.0	100	1C18008	EPA 6020B	03/19/21 15:44	JMA	
Beryllium [7440-41-7]^	0.500	U	ug/L	1	0.500	1.00	1C18008	EPA 6020B	03/19/21 15:44	JMA	
Cadmium [7440-43-9]^	0.500	U	ug/L	1	0.500	3.00	1C18008	EPA 6020B	03/19/21 15:44	JMA	
Chromium [7440-47-3]^	5.00	U	ug/L	1	5.00	10.0	1C18008	EPA 6020B	03/19/21 15:44	JMA	
Cobalt [7440-48-4]^	5.00	U	ug/L	1	5.00	10.0	1C18008	EPA 6020B	03/19/21 15:44	JMA	
Copper [7440-50-8]^	2.50	U	ug/L	1	2.50	10.0	1C18008	EPA 6020B	03/19/21 15:44	JMA	
Iron [7439-89-6]^	25.0	U	ug/L	1	25.0	50.0	1C18008	EPA 6020B	03/19/21 15:44	JMA	
Lead [7439-92-1]^	2.50	U	ug/L	1	2.50	5.00	1C18008	EPA 6020B	03/19/21 15:44	JMA	
Nickel [7440-02-0]^	5.00	U	ug/L	1	5.00	10.0	1C18008	EPA 6020B	03/19/21 15:44	JMA	
Selenium [7782-49-2]^	5.00	U	ug/L	1	5.00	10.0	1C18008	EPA 6020B	03/19/21 15:44	JMA	
Silver [7440-22-4]^	0.500	U	ug/L	1	0.500	1.00	1C18008	EPA 6020B	03/19/21 15:44	JMA	
Sodium [7440-23-5]^	**8.22**		mg/L	1	0.320	1.00	1C18008	EPA 6020B	03/19/21 15:44	JMA	
Thallium [7440-28-0]^	0.500	U	ug/L	1	0.500	1.00	1C18008	EPA 6020B	03/19/21 15:44	JMA	
Vanadium [7440-62-2]^	5.00	U	ug/L	1	5.00	10.0	1C18008	EPA 6020B	03/19/21 15:44	JMA	
Zinc [7440-66-6]^	75.0	U	ug/L	1	75.0	200	1C18008	EPA 6020B	03/19/21 15:44	JMA	

This report relates only to the sample as received by the laboratory, and may only be reproduced in full.

www.encolabs.com

ANALYTICAL RESULTS

Description: MW-23B
Matrix: Ground Water
Project: ENTERPRISE LF & RECYC (FKA SID LARKIN & SON, INC.)

Lab Sample ID: AE01380-11
Sampled: 03/15/21 16:27
Sampled By: Chris Monaco

Received: 03/16/21 12:55
Work Order: AE01380

Classical Chemistry Parameters

^ - ENCO Orlando certified analyte [NELAC E83182]

Analyte [CAS Number]	Results	Flag	Units	DF	MDL	PQL	Batch	Method	Analyzed	By	Notes
Ammonia as N [7664-41-7]^	0.0098	U	mg/L	1	0.0098	0.020	1C16030	EPA 350.1	03/17/21 09:00	cbarr	
Chloride [16887-00-6]^	**12**		mg/L	1	0.29	5.0	1C16015	EPA 300.0	03/16/21 16:38	ASR	
Nitrate as N [14797-55-8]^	**0.28**	I	mg/L	1	0.052	1.0	1C16015	EPA 300.0	03/16/21 16:38	ASR	
Total Dissolved Solids^	**320**		mg/L	1	10	10	1C19015	SM 2540C-2011	03/24/21 11:32	AAL	

Field Parameters

Analyte [CAS Number]	Results	Flag	Units	DF	MDL	PQL	Batch	Method	Analyzed	By	Notes
Depth to Water	**27.26**		Ft	1			1C30060	Field	03/15/21 16:27	CSP	
Dissolved Oxygen	**3.53**		mg/L	1	0	0	1C30060	Field	03/15/21 16:27	CSP	
Oxidation/Reduction Potential	**279.3**		mV	1	-999	-999	1C30060	Field	03/15/21 16:27	CSP	
pH	**6.68**		pH Units	1			1C30060	Field	03/15/21 16:27	CSP	
Specific Conductance (EC)	**657**		umhos/cm	1	0	0	1C30060	Field	03/15/21 16:27	CSP	
Temperature	**25.3**		°C	1	0	0	1C30060	Field	03/15/21 16:27	CSP	
Turbidity	**0.6**		NTU	1	0	0	1C30060	Field	03/15/21 16:27	CSP	
Water Elevation	**69.01**		Ft	1			1C30060	Field	03/15/21 16:27	CSP	

This report relates only to the sample as received by the laboratory, and may only be reproduced in full.

www.encolabs.com

ANALYTICAL RESULTS

Description: TRIP BLANK 3 | **Lab Sample ID:** AE01380-12 | **Received:** 03/16/21 12:55

Matrix: Water | **Sampled:** 03/15/21 00:00 | **Work Order:** AE01380

Project: ENTERPRISE LF & RECYC (FKA SID LARKIN & SON, INC.) | **Sampled By:** ENCO ORL

Volatile Organic Compounds by GCMS

^ - ENCO Orlando certified analyte [NELAC E83182]

Analyte [CAS Number]	Results	Flag	Units	DF	MDL	PQL	Batch	Method	Analyzed	By	Notes
1,1,1,2-Tetrachloroethane [630-20-6]^	0.61	U	ug/L	1	0.61	1.0	1C17017	EPA 8260D	03/17/21 19:26	KKW	
1,1,1-Trichloroethane [71-55-6]^	0.80	U	ug/L	1	0.80	1.0	1C17017	EPA 8260D	03/17/21 19:26	KKW	
1,1,2,2-Tetrachloroethane [79-34-5]^	0.54	U	ug/L	1	0.54	1.0	1C17017	EPA 8260D	03/17/21 19:26	KKW	
1,1,2-Trichloroethane [79-00-5]^	0.76	U	ug/L	1	0.76	1.0	1C17017	EPA 8260D	03/17/21 19:26	KKW	
1,1-Dichloroethane [75-34-3]^	0.62	U	ug/L	1	0.62	1.0	1C17017	EPA 8260D	03/17/21 19:26	KKW	
1,1-Dichloroethene [75-35-4]^	0.94	U	ug/L	1	0.94	1.0	1C17017	EPA 8260D	03/17/21 19:26	KKW	
1,2,3-Trichloropropane [96-18-4]^	0.64	U	ug/L	1	0.64	1.0	1C17017	EPA 8260D	03/17/21 19:26	KKW	
1,2-Dichlorobenzene [95-50-1]^	0.73	U	ug/L	1	0.73	1.0	1C17017	EPA 8260D	03/17/21 19:26	KKW	
1,2-Dichloroethane [107-06-2]^	0.63	U	ug/L	1	0.63	1.0	1C17017	EPA 8260D	03/17/21 19:26	KKW	
1,2-Dichloropropane [78-87-5]^	0.80	U	ug/L	1	0.80	1.0	1C17017	EPA 8260D	03/17/21 19:26	KKW	
1,4-Dichlorobenzene [106-46-7]^	0.76	U	ug/L	1	0.76	1.0	1C17017	EPA 8260D	03/17/21 19:26	KKW	
2-Butanone [78-93-3]^	4.5	U	ug/L	1	4.5	5.0	1C17017	EPA 8260D	03/17/21 19:26	KKW	
2-Hexanone [591-78-6]^	2.5	U	ug/L	1	2.5	5.0	1C17017	EPA 8260D	03/17/21 19:26	KKW	
4-Methyl-2-pentanone [108-10-1]^	2.5	U	ug/L	1	2.5	5.0	1C17017	EPA 8260D	03/17/21 19:26	KKW	
Acetone [67-64-1]^	10	U	ug/L	1	10	20	1C17017	EPA 8260D	03/17/21 19:26	KKW	
Acrylonitrile [107-13-1]^	5.0	U	ug/L	1	5.0	10	1C17017	EPA 8260D	03/17/21 19:26	KKW	QL-02
Benzene [71-43-2]^	0.71	U	ug/L	1	0.71	1.0	1C17017	EPA 8260D	03/17/21 19:26	KKW	
Bromochloromethane [74-97-5]^	0.94	U	ug/L	1	0.94	1.0	1C17017	EPA 8260D	03/17/21 19:26	KKW	
Bromodichloromethane [75-27-4]^	0.52	U	ug/L	1	0.52	1.0	1C17017	EPA 8260D	03/17/21 19:26	KKW	
Bromoform [75-25-2]^	0.75	U	ug/L	1	0.75	1.0	1C17017	EPA 8260D	03/17/21 19:26	KKW	
Bromomethane [74-83-9]^	0.95	U	ug/L	1	0.95	1.0	1C17017	EPA 8260D	03/17/21 19:26	KKW	
Carbon disulfide [75-15-0]^	2.5	U	ug/L	1	2.5	5.0	1C17017	EPA 8260D	03/17/21 19:26	KKW	
Carbon tetrachloride [56-23-5]^	0.94	U	ug/L	1	0.94	1.0	1C17017	EPA 8260D	03/17/21 19:26	KKW	
Chlorobenzene [108-90-7]^	0.72	U	ug/L	1	0.72	1.0	1C17017	EPA 8260D	03/17/21 19:26	KKW	
Chloroethane [75-00-3]^	0.98	U	ug/L	1	0.98	1.0	1C17017	EPA 8260D	03/17/21 19:26	KKW	
Chloroform [67-66-3]^	0.80	U	ug/L	1	0.80	1.0	1C17017	EPA 8260D	03/17/21 19:26	KKW	
Chloromethane [74-87-3]^	0.82	U	ug/L	1	0.82	1.0	1C17017	EPA 8260D	03/17/21 19:26	KKW	
cis-1,2-Dichloroethene [156-59-2]^	0.53	U	ug/L	1	0.53	1.0	1C17017	EPA 8260D	03/17/21 19:26	KKW	
cis-1,3-Dichloropropene [10061-01-5]^	0.59	U	ug/L	1	0.59	1.0	1C17017	EPA 8260D	03/17/21 19:26	KKW	
Dibromochloromethane [124-48-1]^	0.50	U	ug/L	1	0.50	1.0	1C17017	EPA 8260D	03/17/21 19:26	KKW	
Dibromomethane [74-95-3]^	0.84	U	ug/L	1	0.84	1.0	1C17017	EPA 8260D	03/17/21 19:26	KKW	
Ethylbenzene [100-41-4]^	0.69	U	ug/L	1	0.69	1.0	1C17017	EPA 8260D	03/17/21 19:26	KKW	
Iodomethane [74-88-4]^	2.5	U	ug/L	1	2.5	5.0	1C17017	EPA 8260D	03/17/21 19:26	KKW	
m,p-Xylenes [108-38-3/106-42-3]^	1.3	U	ug/L	1	1.3	2.0	1C17017	EPA 8260D	03/17/21 19:26	KKW	
Methylene chloride [75-09-2]^	2.5	U	ug/L	1	2.5	5.0	1C17017	EPA 8260D	03/17/21 19:26	KKW	
o-Xylene [95-47-6]^	0.53	U	ug/L	1	0.53	1.0	1C17017	EPA 8260D	03/17/21 19:26	KKW	
Styrene [100-42-5]^	0.61	U	ug/L	1	0.61	1.0	1C17017	EPA 8260D	03/17/21 19:26	KKW	
Tetrachloroethene [127-18-4]^	0.76	U	ug/L	1	0.76	1.0	1C17017	EPA 8260D	03/17/21 19:26	KKW	
Toluene [108-88-3]^	0.72	U	ug/L	1	0.72	1.0	1C17017	EPA 8260D	03/17/21 19:26	KKW	
trans-1,2-Dichloroethene [156-60-5]^	0.73	U	ug/L	1	0.73	1.0	1C17017	EPA 8260D	03/17/21 19:26	KKW	
trans-1,3-Dichloropropene [10061-02-6]^	0.73	U	ug/L	1	0.73	1.0	1C17017	EPA 8260D	03/17/21 19:26	KKW	
trans-1,4-Dichloro-2-butene [110-57-6]^	0.79	U	ug/L	1	0.79	1.0	1C17017	EPA 8260D	03/17/21 19:26	KKW	
Trichloroethene [79-01-6]^	0.89	U	ug/L	1	0.89	1.0	1C17017	EPA 8260D	03/17/21 19:26	KKW	
Trichlorofluoromethane [75-69-4]^	0.94	U	ug/L	1	0.94	1.0	1C17017	EPA 8260D	03/17/21 19:26	KKW	
Vinyl acetate [108-05-4]^	2.5	U	ug/L	1	2.5	5.0	1C17017	EPA 8260D	03/17/21 19:26	KKW	
Vinyl chloride [75-01-4]^	0.71	U	ug/L	1	0.71	1.0	1C17017	EPA 8260D	03/17/21 19:26	KKW	

This report relates only to the sample as received by the laboratory, and may only be reproduced in full.

www.encolabs.com

ANALYTICAL RESULTS

Description:	TRIP BLANK 3	**Lab Sample ID:**	AE01380-12	**Received:**	03/16/21 12:55
Matrix:	Water	**Sampled:**	03/15/21 00:00	**Work Order:**	AE01380
Project:	ENTERPRISE LF & RECYC (FKA SID LARKIN & SON, INC.)	**Sampled By:**	ENCO ORL		

Volatile Organic Compounds by GCMS

^ - ENCO Orlando certified analyte [NELAC E83182]

Analyte [CAS Number]	Results	Flag	Units	DF	MDL	PQL	Batch	Method	Analyzed	By	Notes
Xylenes (Total) [1330-20-7]^	1.3	U	ug/L	1	1.3	2.0	1C17017	EPA 8260D	03/17/21 19:26	KKW	

Surrogates	*Results*	*DF*	*Spike Lvl*	*% Rec*	*% Rec Limits*	*Batch*	*Method*	*Analyzed*	*By*	Notes
4-Bromofluorobenzene	*51*	*1*	*50.0*	*102 %*	*41-142*	*1C17017*	*EPA 8260D*	*03/17/21 19:26*	*KKW*	
Dibromofluoromethane	*49*	*1*	*50.0*	*97 %*	*53-146*	*1C17017*	*EPA 8260D*	*03/17/21 19:26*	*KKW*	
Toluene-d8	*49*	*1*	*50.0*	*99 %*	*41-146*	*1C17017*	*EPA 8260D*	*03/17/21 19:26*	*KKW*	

This report relates only to the sample as received by the laboratory, and may only be reproduced in full.

www.encolabs.com

ANALYTICAL RESULTS

Description: MW-10B
Matrix: Ground Water
Project: ENTERPRISE LF & RECYC (FKA SID LARKIN & SON, INC.)

Lab Sample ID: AE01380-13
Sampled: 03/16/21 09:55
Sampled By: Chris Monaco

Received: 03/16/21 12:55
Work Order: AE01380

Volatile Organic Compounds by GCMS

^ - ENCO Orlando certified analyte [NELAC E83182]

Analyte [CAS Number]	Results	Flag	Units	DF	MDL	PQL	Batch	Method	Analyzed	By	Notes
1,1,1,2-Tetrachloroethane [630-20-6]^	0.61	U	ug/L	1	0.61	1.0	1C17017	EPA 8260D	03/17/21 19:54	KKW	
1,1,1-Trichloroethane [71-55-6]^	0.80	U	ug/L	1	0.80	1.0	1C17017	EPA 8260D	03/17/21 19:54	KKW	
1,1,2,2-Tetrachloroethane [79-34-5]^	0.54	U	ug/L	1	0.54	1.0	1C17017	EPA 8260D	03/17/21 19:54	KKW	
1,1,2-Trichloroethane [79-00-5]^	0.76	U	ug/L	1	0.76	1.0	1C17017	EPA 8260D	03/17/21 19:54	KKW	
1,1-Dichloroethane [75-34-3]^	0.62	U	ug/L	1	0.62	1.0	1C17017	EPA 8260D	03/17/21 19:54	KKW	
1,1-Dichloroethene [75-35-4]^	0.94	U	ug/L	1	0.94	1.0	1C17017	EPA 8260D	03/17/21 19:54	KKW	
1,2,3-Trichloropropane [96-18-4]^	0.64	U	ug/L	1	0.64	1.0	1C17017	EPA 8260D	03/17/21 19:54	KKW	
1,2-Dichlorobenzene [95-50-1]^	0.73	U	ug/L	1	0.73	1.0	1C17017	EPA 8260D	03/17/21 19:54	KKW	
1,2-Dichloroethane [107-06-2]^	0.63	U	ug/L	1	0.63	1.0	1C17017	EPA 8260D	03/17/21 19:54	KKW	
1,2-Dichloropropane [78-87-5]^	0.80	U	ug/L	1	0.80	1.0	1C17017	EPA 8260D	03/17/21 19:54	KKW	
1,4-Dichlorobenzene [106-46-7]^	0.76	U	ug/L	1	0.76	1.0	1C17017	EPA 8260D	03/17/21 19:54	KKW	
2-Butanone [78-93-3]^	4.5	U	ug/L	1	4.5	5.0	1C17017	EPA 8260D	03/17/21 19:54	KKW	
2-Hexanone [591-78-6]^	2.5	U	ug/L	1	2.5	5.0	1C17017	EPA 8260D	03/17/21 19:54	KKW	
4-Methyl-2-pentanone [108-10-1]^	2.5	U	ug/L	1	2.5	5.0	1C17017	EPA 8260D	03/17/21 19:54	KKW	
Acetone [67-64-1]^	10	U	ug/L	1	10	20	1C17017	EPA 8260D	03/17/21 19:54	KKW	
Acrylonitrile [107-13-1]^	5.0	U	ug/L	1	5.0	10	1C17017	EPA 8260D	03/17/21 19:54	KKW	QL-02
Benzene [71-43-2]^	0.71	U	ug/L	1	0.71	1.0	1C17017	EPA 8260D	03/17/21 19:54	KKW	
Bromochloromethane [74-97-5]^	0.94	U	ug/L	1	0.94	1.0	1C17017	EPA 8260D	03/17/21 19:54	KKW	
Bromodichloromethane [75-27-4]^	0.52	U	ug/L	1	0.52	1.0	1C17017	EPA 8260D	03/17/21 19:54	KKW	
Bromoform [75-25-2]^	0.75	U	ug/L	1	0.75	1.0	1C17017	EPA 8260D	03/17/21 19:54	KKW	
Bromomethane [74-83-9]^	0.95	U	ug/L	1	0.95	1.0	1C17017	EPA 8260D	03/17/21 19:54	KKW	
Carbon disulfide [75-15-0]^	2.5	U	ug/L	1	2.5	5.0	1C17017	EPA 8260D	03/17/21 19:54	KKW	
Carbon tetrachloride [56-23-5]^	0.94	U	ug/L	1	0.94	1.0	1C17017	EPA 8260D	03/17/21 19:54	KKW	
Chlorobenzene [108-90-7]^	0.72	U	ug/L	1	0.72	1.0	1C17017	EPA 8260D	03/17/21 19:54	KKW	
Chloroethane [75-00-3]^	0.98	U	ug/L	1	0.98	1.0	1C17017	EPA 8260D	03/17/21 19:54	KKW	
Chloroform [67-66-3]^	0.80	U	ug/L	1	0.80	1.0	1C17017	EPA 8260D	03/17/21 19:54	KKW	
Chloromethane [74-87-3]^	0.82	U	ug/L	1	0.82	1.0	1C17017	EPA 8260D	03/17/21 19:54	KKW	
cis-1,2-Dichloroethene [156-59-2]^	0.53	U	ug/L	1	0.53	1.0	1C17017	EPA 8260D	03/17/21 19:54	KKW	
cis-1,3-Dichloropropene [10061-01-5]^	0.59	U	ug/L	1	0.59	1.0	1C17017	EPA 8260D	03/17/21 19:54	KKW	
Dibromochloromethane [124-48-1]^	0.50	U	ug/L	1	0.50	1.0	1C17017	EPA 8260D	03/17/21 19:54	KKW	
Dibromomethane [74-95-3]^	0.84	U	ug/L	1	0.84	1.0	1C17017	EPA 8260D	03/17/21 19:54	KKW	
Ethylbenzene [100-41-4]^	0.69	U	ug/L	1	0.69	1.0	1C17017	EPA 8260D	03/17/21 19:54	KKW	
Iodomethane [74-88-4]^	2.5	U	ug/L	1	2.5	5.0	1C17017	EPA 8260D	03/17/21 19:54	KKW	
m,p-Xylenes [108-38-3/106-42-3]^	1.3	U	ug/L	1	1.3	2.0	1C17017	EPA 8260D	03/17/21 19:54	KKW	
Methylene chloride [75-09-2]^	2.5	U	ug/L	1	2.5	5.0	1C17017	EPA 8260D	03/17/21 19:54	KKW	
o-Xylene [95-47-6]^	0.53	U	ug/L	1	0.53	1.0	1C17017	EPA 8260D	03/17/21 19:54	KKW	
Styrene [100-42-5]^	0.61	U	ug/L	1	0.61	1.0	1C17017	EPA 8260D	03/17/21 19:54	KKW	
Tetrachloroethene [127-18-4]^	0.76	U	ug/L	1	0.76	1.0	1C17017	EPA 8260D	03/17/21 19:54	KKW	
Toluene [108-88-3]^	0.72	U	ug/L	1	0.72	1.0	1C17017	EPA 8260D	03/17/21 19:54	KKW	
trans-1,2-Dichloroethene [156-60-5]^	0.73	U	ug/L	1	0.73	1.0	1C17017	EPA 8260D	03/17/21 19:54	KKW	
trans-1,3-Dichloropropene [10061-02-6]^	0.73	U	ug/L	1	0.73	1.0	1C17017	EPA 8260D	03/17/21 19:54	KKW	
trans-1,4-Dichloro-2-butene [110-57-6]^	0.79	U	ug/L	1	0.79	1.0	1C17017	EPA 8260D	03/17/21 19:54	KKW	
Trichloroethene [79-01-6]^	0.89	U	ug/L	1	0.89	1.0	1C17017	EPA 8260D	03/17/21 19:54	KKW	
Trichlorofluoromethane [75-69-4]^	0.94	U	ug/L	1	0.94	1.0	1C17017	EPA 8260D	03/17/21 19:54	KKW	
Vinyl acetate [108-05-4]^	2.5	U	ug/L	1	2.5	5.0	1C17017	EPA 8260D	03/17/21 19:54	KKW	
Vinyl chloride [75-01-4]^	0.71	U	ug/L	1	0.71	1.0	1C17017	EPA 8260D	03/17/21 19:54	KKW	

This report relates only to the sample as received by the laboratory, and may only be reproduced in full.

www.encolabs.com

ANALYTICAL RESULTS

Description: MW-10B
Matrix: Ground Water
Project: ENTERPRISE LF & RECYC (FKA SID LARKIN & SON, INC.)

Lab Sample ID: AE01380-13
Sampled: 03/16/21 09:55
Sampled By: Chris Monaco

Received: 03/16/21 12:55
Work Order: AE01380

Volatile Organic Compounds by GCMS

^ - ENCO Orlando certified analyte [NELAC E83182]

Analyte [CAS Number]	Results	Flag	Units	DF	MDL	PQL	Batch	Method	Analyzed	By	Notes
Xylenes (Total) [1330-20-7]^	1.3	U	ug/L	1	1.3	2.0	1C17017	EPA 8260D	03/17/21 19:54	KKW	

Surrogates	*Results*	*DF*	*Spike Lvl*	*% Rec*	*% Rec Limits*	*Batch*	*Method*	*Analyzed*	*By*	Notes
4-Bromofluorobenzene	*50*	*1*	*50.0*	*101 %*	*41-142*	*1C17017*	*EPA 8260D*	*03/17/21 19:54*	*KKW*	
Dibromofluoromethane	*50*	*1*	*50.0*	*99 %*	*53-146*	*1C17017*	*EPA 8260D*	*03/17/21 19:54*	*KKW*	
Toluene-d8	*49*	*1*	*50.0*	*98 %*	*41-146*	*1C17017*	*EPA 8260D*	*03/17/21 19:54*	*KKW*	

Semivolatile Organic Compounds by GC

^ - ENCO Orlando certified analyte [NELAC E83182]

Analyte [CAS Number]	Results	Flag	Units	DF	MDL	PQL	Batch	Method	Analyzed	By	Notes
1,2-Dibromo-3-chloropropane [96-12-8]^	0.012	U	ug/L	1	0.012	0.020	1C22028	EPA 8011	03/23/21 17:08	fcv	
1,2-Dibromoethane [106-93-4]^	0.010	U	ug/L	1	0.010	0.020	1C22028	EPA 8011	03/23/21 17:08	fcv	

Surrogates	*Results*	*DF*	*Spike Lvl*	*% Rec*	*% Rec Limits*	*Batch*	*Method*	*Analyzed*	*By*	Notes
1,1,1,2-Tetrachloroethane	*0.27*	*1*	*0.250*	*110 %*	*70-130*	*1C22028*	*EPA 8011*	*03/23/21 17:08*	*fcv*	

Metals by EPA 6000/7000 Series Methods

^ - ENCO Orlando certified analyte [NELAC E83182]

Analyte [CAS Number]	Results	Flag	Units	DF	MDL	PQL	Batch	Method	Analyzed	By	Notes
Mercury [7439-97-6]^	**0.214**		ug/L	1	0.0230	0.200	1C17020	EPA 7470A	03/18/21 11:06	SSE	

Metals (total recoverable) by EPA 6000/7000 Series Methods

^ - ENCO Orlando certified analyte [NELAC E83182]

Analyte [CAS Number]	Results	Flag	Units	DF	MDL	PQL	Batch	Method	Analyzed	By	Notes
Antimony [7440-36-0]^	2.50	U	ug/L	1	2.50	5.00	1C18008	EPA 6020B	03/19/21 15:48	JMA	
Arsenic [7440-38-2]^	5.00	U	ug/L	1	5.00	10.0	1C18008	EPA 6020B	03/19/21 15:48	JMA	
Barium [7440-39-3]^	50.0	U	ug/L	1	50.0	100	1C18008	EPA 6020B	03/19/21 15:48	JMA	
Beryllium [7440-41-7]^	0.500	U	ug/L	1	0.500	1.00	1C18008	EPA 6020B	03/19/21 15:48	JMA	
Cadmium [7440-43-9]^	0.500	U	ug/L	1	0.500	3.00	1C18008	EPA 6020B	03/19/21 15:48	JMA	
Chromium [7440-47-3]^	5.00	U	ug/L	1	5.00	10.0	1C18008	EPA 6020B	03/19/21 15:48	JMA	
Cobalt [7440-48-4]^	5.00	U	ug/L	1	5.00	10.0	1C18008	EPA 6020B	03/19/21 15:48	JMA	
Copper [7440-50-8]^	2.50	U	ug/L	1	2.50	10.0	1C18008	EPA 6020B	03/19/21 15:48	JMA	
Iron [7439-89-6]^	**36.6**	I	ug/L	1	25.0	50.0	1C18008	EPA 6020B	03/19/21 15:48	JMA	
Lead [7439-92-1]^	2.50	U	ug/L	1	2.50	5.00	1C18008	EPA 6020B	03/19/21 15:48	JMA	
Nickel [7440-02-0]^	5.00	U	ug/L	1	5.00	10.0	1C18008	EPA 6020B	03/19/21 15:48	JMA	
Selenium [7782-49-2]^	5.00	U	ug/L	1	5.00	10.0	1C18008	EPA 6020B	03/19/21 15:48	JMA	
Silver [7440-22-4]^	0.500	U	ug/L	1	0.500	1.00	1C18008	EPA 6020B	03/19/21 15:48	JMA	
Sodium [7440-23-5]^	**6.94**		mg/L	1	0.320	1.00	1C18008	EPA 6020B	03/19/21 15:48	JMA	
Thallium [7440-28-0]^	0.500	U	ug/L	1	0.500	1.00	1C18008	EPA 6020B	03/19/21 15:48	JMA	
Vanadium [7440-62-2]^	5.00	U	ug/L	1	5.00	10.0	1C18008	EPA 6020B	03/19/21 15:48	JMA	
Zinc [7440-66-6]^	75.0	U	ug/L	1	75.0	200	1C18008	EPA 6020B	03/19/21 15:48	JMA	

This report relates only to the sample as received by the laboratory, and may only be reproduced in full.

www.encolabs.com

ANALYTICAL RESULTS

Description: MW-10B
Matrix: Ground Water
Project: ENTERPRISE LF & RECYC (FKA SID LARKIN & SON, INC.)

Lab Sample ID: AE01380-13
Sampled: 03/16/21 09:55
Sampled By: Chris Monaco

Received: 03/16/21 12:55
Work Order: AE01380

Classical Chemistry Parameters

^ - ENCO Orlando certified analyte [NELAC E83182]

Analyte [CAS Number]	Results	Flag	Units	DF	MDL	PQL	Batch	Method	Analyzed	By	Notes
Ammonia as N [7664-41-7]^	0.0098	U	mg/L	1	0.0098	0.020	1C16030	EPA 350.1	03/17/21 09:01	cbarr	
Chloride [16887-00-6]^	**8.1**		mg/L	1	0.29	5.0	1C16015	EPA 300.0	03/16/21 16:52	ASR	
Nitrate as N [14797-55-8]^	**2.0**		mg/L	1	0.052	1.0	1C16015	EPA 300.0	03/16/21 16:52	ASR	
Total Dissolved Solids^	**220**		mg/L	1	10	10	1C18001	SM 2540C-2011	03/22/21 16:53	AAL	

Field Parameters

Analyte [CAS Number]	Results	Flag	Units	DF	MDL	PQL	Batch	Method	Analyzed	By	Notes
Depth to Water	**40.54**		Ft	1			1C30060	Field	03/16/21 09:55	CSP	
Dissolved Oxygen	**0.05**		mg/L	1	0	0	1C30060	Field	03/16/21 09:55	CSP	
Oxidation/Reduction Potential	**263**		mV	1	-999	-999	1C30060	Field	03/16/21 09:55	CSP	
pH	**7.02**		pH Units	1			1C30060	Field	03/16/21 09:55	CSP	
Specific Conductance (EC)	**436**		umhos/cm	1	0	0	1C30060	Field	03/16/21 09:55	CSP	
Temperature	**26.8**		°C	1	0	0	1C30060	Field	03/16/21 09:55	CSP	
Turbidity	**0.1**		NTU	1	0	0	1C30060	Field	03/16/21 09:55	CSP	
Water Elevation	**69.46**		Ft	1			1C30060	Field	03/16/21 09:55	CSP	

This report relates only to the sample as received by the laboratory, and may only be reproduced in full.

www.encolabs.com

ANALYTICAL RESULTS

Description: MW-9B
Matrix: Ground Water
Project: ENTERPRISE LF & RECYC (FKA SID LARKIN & SON, INC.)

Lab Sample ID: AE01380-14
Sampled: 03/16/21 10:24
Sampled By: Chris Monaco

Received: 03/16/21 12:55
Work Order: AE01380

Volatile Organic Compounds by GCMS

^ - ENCO Orlando certified analyte [NELAC E83182]

Analyte [CAS Number]	Results	Flag	Units	DF	MDL	PQL	Batch	Method	Analyzed	By	Notes
1,1,1,2-Tetrachloroethane [630-20-6]^	0.61	U	ug/L	1	0.61	1.0	1C17041	EPA 8260D	03/17/21 23:03	KKW	
1,1,1-Trichloroethane [71-55-6]^	0.80	U	ug/L	1	0.80	1.0	1C17041	EPA 8260D	03/17/21 23:03	KKW	
1,1,2,2-Tetrachloroethane [79-34-5]^	0.54	U	ug/L	1	0.54	1.0	1C17041	EPA 8260D	03/17/21 23:03	KKW	
1,1,2-Trichloroethane [79-00-5]^	0.76	U	ug/L	1	0.76	1.0	1C17041	EPA 8260D	03/17/21 23:03	KKW	
1,1-Dichloroethane [75-34-3]^	0.62	U	ug/L	1	0.62	1.0	1C17041	EPA 8260D	03/17/21 23:03	KKW	
1,1-Dichloroethene [75-35-4]^	0.94	U	ug/L	1	0.94	1.0	1C17041	EPA 8260D	03/17/21 23:03	KKW	QM-07
1,2,3-Trichloropropane [96-18-4]^	0.64	U	ug/L	1	0.64	1.0	1C17041	EPA 8260D	03/17/21 23:03	KKW	QM-11
1,2-Dichlorobenzene [95-50-1]^	0.73	U	ug/L	1	0.73	1.0	1C17041	EPA 8260D	03/17/21 23:03	KKW	
1,2-Dichloroethane [107-06-2]^	0.63	U	ug/L	1	0.63	1.0	1C17041	EPA 8260D	03/17/21 23:03	KKW	
1,2-Dichloropropane [78-87-5]^	0.80	U	ug/L	1	0.80	1.0	1C17041	EPA 8260D	03/17/21 23:03	KKW	
1,4-Dichlorobenzene [106-46-7]^	0.76	U	ug/L	1	0.76	1.0	1C17041	EPA 8260D	03/17/21 23:03	KKW	
2-Butanone [78-93-3]^	4.5	U	ug/L	1	4.5	5.0	1C17041	EPA 8260D	03/17/21 23:03	KKW	
2-Hexanone [591-78-6]^	2.5	U	ug/L	1	2.5	5.0	1C17041	EPA 8260D	03/17/21 23:03	KKW	
4-Methyl-2-pentanone [108-10-1]^	2.5	U	ug/L	1	2.5	5.0	1C17041	EPA 8260D	03/17/21 23:03	KKW	
Acetone [67-64-1]^	10	U	ug/L	1	10	20	1C17041	EPA 8260D	03/17/21 23:03	KKW	
Acrylonitrile [107-13-1]^	5.0	U	ug/L	1	5.0	10	1C17041	EPA 8260D	03/17/21 23:03	KKW	
Benzene [71-43-2]^	0.71	U	ug/L	1	0.71	1.0	1C17041	EPA 8260D	03/17/21 23:03	KKW	
Bromochloromethane [74-97-5]^	0.94	U	ug/L	1	0.94	1.0	1C17041	EPA 8260D	03/17/21 23:03	KKW	
Bromodichloromethane [75-27-4]^	0.52	U	ug/L	1	0.52	1.0	1C17041	EPA 8260D	03/17/21 23:03	KKW	
Bromoform [75-25-2]^	0.75	U	ug/L	1	0.75	1.0	1C17041	EPA 8260D	03/17/21 23:03	KKW	
Bromomethane [74-83-9]^	0.95	U	ug/L	1	0.95	1.0	1C17041	EPA 8260D	03/17/21 23:03	KKW	QV-01, QM-07
Carbon disulfide [75-15-0]^	2.5	U	ug/L	1	2.5	5.0	1C17041	EPA 8260D	03/17/21 23:03	KKW	
Carbon tetrachloride [56-23-5]^	0.94	U	ug/L	1	0.94	1.0	1C17041	EPA 8260D	03/17/21 23:03	KKW	QV-01
Chlorobenzene [108-90-7]^	0.72	U	ug/L	1	0.72	1.0	1C17041	EPA 8260D	03/17/21 23:03	KKW	
Chloroethane [75-00-3]^	0.98	U	ug/L	1	0.98	1.0	1C17041	EPA 8260D	03/17/21 23:03	KKW	
Chloroform [67-66-3]^	0.80	U	ug/L	1	0.80	1.0	1C17041	EPA 8260D	03/17/21 23:03	KKW	
Chloromethane [74-87-3]^	0.82	U	ug/L	1	0.82	1.0	1C17041	EPA 8260D	03/17/21 23:03	KKW	QV-01
cis-1,2-Dichloroethene [156-59-2]^	0.53	U	ug/L	1	0.53	1.0	1C17041	EPA 8260D	03/17/21 23:03	KKW	QM-07
cis-1,3-Dichloropropene [10061-01-5]^	0.59	U	ug/L	1	0.59	1.0	1C17041	EPA 8260D	03/17/21 23:03	KKW	
Dibromochloromethane [124-48-1]^	0.50	U	ug/L	1	0.50	1.0	1C17041	EPA 8260D	03/17/21 23:03	KKW	
Dibromomethane [74-95-3]^	0.84	U	ug/L	1	0.84	1.0	1C17041	EPA 8260D	03/17/21 23:03	KKW	
Ethylbenzene [100-41-4]^	0.69	U	ug/L	1	0.69	1.0	1C17041	EPA 8260D	03/17/21 23:03	KKW	
Iodomethane [74-88-4]^	2.5	U	ug/L	1	2.5	5.0	1C17041	EPA 8260D	03/17/21 23:03	KKW	QL-02, QM-19, QV-01
m,p-Xylenes [108-38-3/106-42-3]^	1.3	U	ug/L	1	1.3	2.0	1C17041	EPA 8260D	03/17/21 23:03	KKW	
Methylene chloride [75-09-2]^	2.5	U	ug/L	1	2.5	5.0	1C17041	EPA 8260D	03/17/21 23:03	KKW	QM-07
o-Xylene [95-47-6]^	0.53	U	ug/L	1	0.53	1.0	1C17041	EPA 8260D	03/17/21 23:03	KKW	
Styrene [100-42-5]^	0.61	U	ug/L	1	0.61	1.0	1C17041	EPA 8260D	03/17/21 23:03	KKW	
Tetrachloroethene [127-18-4]^	0.76	U	ug/L	1	0.76	1.0	1C17041	EPA 8260D	03/17/21 23:03	KKW	
Toluene [108-88-3]^	0.72	U	ug/L	1	0.72	1.0	1C17041	EPA 8260D	03/17/21 23:03	KKW	
trans-1,2-Dichloroethene [156-60-5]^	0.73	U	ug/L	1	0.73	1.0	1C17041	EPA 8260D	03/17/21 23:03	KKW	
trans-1,3-Dichloropropene [10061-02-6]^	0.73	U	ug/L	1	0.73	1.0	1C17041	EPA 8260D	03/17/21 23:03	KKW	
trans-1,4-Dichloro-2-butene [110-57-6]^	0.79	U	ug/L	1	0.79	1.0	1C17041	EPA 8260D	03/17/21 23:03	KKW	
Trichloroethene [79-01-6]^	0.89	U	ug/L	1	0.89	1.0	1C17041	EPA 8260D	03/17/21 23:03	KKW	
Trichlorofluoromethane [75-69-4]^	0.94	U	ug/L	1	0.94	1.0	1C17041	EPA 8260D	03/17/21 23:03	KKW	

This report relates only to the sample as received by the laboratory, and may only be reproduced in full.

www.encolabs.com

ANALYTICAL RESULTS

Description: MW-9B
Matrix: Ground Water
Project: ENTERPRISE LF & RECYC (FKA SID LARKIN & SON, INC.)

Lab Sample ID: AE01380-14
Sampled: 03/16/21 10:24
Sampled By: Chris Monaco

Received: 03/16/21 12:55
Work Order: AE01380

Volatile Organic Compounds by GCMS

^ - ENCO Orlando certified analyte [NELAC E83182]

Analyte [CAS Number]	Results	Flag	Units	DF	MDL	PQL	Batch	Method	Analyzed	By	Notes
Vinyl acetate [108-05-4]^	2.5	U	ug/L	1	2.5	5.0	1C17041	EPA 8260D	03/17/21 23:03	KKW	QM-07
Vinyl chloride [75-01-4]^	0.71	U	ug/L	1	0.71	1.0	1C17041	EPA 8260D	03/17/21 23:03	KKW	
Xylenes (Total) [1330-20-7]^	1.3	U	ug/L	1	1.3	2.0	1C17041	EPA 8260D	03/17/21 23:03	KKW	

Surrogates	*Results*	*DF*	*Spike Lvl*	*% Rec*	*% Rec Limits*	*Batch*	*Method*	*Analyzed*	*By*	Notes
4-Bromofluorobenzene	*47*	*1*	*50.0*	*94 %*	*41-142*	*1C17041*	*EPA 8260D*	*03/17/21 23:03*	*KKW*	
Dibromofluoromethane	*55*	*1*	*50.0*	*110 %*	*53-146*	*1C17041*	*EPA 8260D*	*03/17/21 23:03*	*KKW*	
Toluene-d8	*54*	*1*	*50.0*	*108 %*	*41-146*	*1C17041*	*EPA 8260D*	*03/17/21 23:03*	*KKW*	

Semivolatile Organic Compounds by GC

^ - ENCO Orlando certified analyte [NELAC E83182]

Analyte [CAS Number]	Results	Flag	Units	DF	MDL	PQL	Batch	Method	Analyzed	By	Notes
1,2-Dibromo-3-chloropropane [96-12-8]^	0.012	U	ug/L	1	0.012	0.020	1C22029	EPA 8011	03/23/21 20:30	fcv	
1,2-Dibromoethane [106-93-4]^	0.010	U	ug/L	1	0.010	0.020	1C22029	EPA 8011	03/23/21 20:30	fcv	

Surrogates	*Results*	*DF*	*Spike Lvl*	*% Rec*	*% Rec Limits*	*Batch*	*Method*	*Analyzed*	*By*	Notes
1,1,1,2-Tetrachloroethane	*0.31*	*1*	*0.250*	*123 %*	*70-130*	*1C22029*	*EPA 8011*	*03/23/21 20:30*	*fcv*	

Metals by EPA 6000/7000 Series Methods

^ - ENCO Orlando certified analyte [NELAC E83182]

Analyte [CAS Number]	Results	Flag	Units	DF	MDL	PQL	Batch	Method	Analyzed	By	Notes
Mercury [7439-97-6]^	0.0230	U	ug/L	1	0.0230	0.200	1C17020	EPA 7470A	03/18/21 11:10	SSE	

Metals (total recoverable) by EPA 6000/7000 Series Methods

^ - ENCO Orlando certified analyte [NELAC E83182]

Analyte [CAS Number]	Results	Flag	Units	DF	MDL	PQL	Batch	Method	Analyzed	By	Notes
Antimony [7440-36-0]^	2.50	U	ug/L	1	2.50	5.00	1C18008	EPA 6020B	03/19/21 15:52	JMA	
Arsenic [7440-38-2]^	5.00	U	ug/L	1	5.00	10.0	1C18008	EPA 6020B	03/19/21 15:52	JMA	
Barium [7440-39-3]^	50.0	U	ug/L	1	50.0	100	1C18008	EPA 6020B	03/19/21 15:52	JMA	
Beryllium [7440-41-7]^	0.500	U	ug/L	1	0.500	1.00	1C18008	EPA 6020B	03/19/21 15:52	JMA	
Cadmium [7440-43-9]^	0.500	U	ug/L	1	0.500	3.00	1C18008	EPA 6020B	03/19/21 15:52	JMA	
Chromium [7440-47-3]^	5.00	U	ug/L	1	5.00	10.0	1C18008	EPA 6020B	03/19/21 15:52	JMA	
Cobalt [7440-48-4]^	5.00	U	ug/L	1	5.00	10.0	1C18008	EPA 6020B	03/19/21 15:52	JMA	
Copper [7440-50-8]^	2.50	U	ug/L	1	2.50	10.0	1C18008	EPA 6020B	03/19/21 15:52	JMA	
Iron [7439-89-6]^	**90.8**		ug/L	1	25.0	50.0	1C18008	EPA 6020B	03/19/21 15:52	JMA	
Lead [7439-92-1]^	2.50	U	ug/L	1	2.50	5.00	1C18008	EPA 6020B	03/19/21 15:52	JMA	
Nickel [7440-02-0]^	5.00	U	ug/L	1	5.00	10.0	1C18008	EPA 6020B	03/19/21 15:52	JMA	
Selenium [7782-49-2]^	5.00	U	ug/L	1	5.00	10.0	1C18008	EPA 6020B	03/19/21 15:52	JMA	
Silver [7440-22-4]^	0.500	U	ug/L	1	0.500	1.00	1C18008	EPA 6020B	03/19/21 15:52	JMA	
Sodium [7440-23-5]^	**5.74**		mg/L	1	0.320	1.00	1C18008	EPA 6020B	03/19/21 15:52	JMA	
Thallium [7440-28-0]^	0.500	U	ug/L	1	0.500	1.00	1C18008	EPA 6020B	03/19/21 15:52	JMA	
Vanadium [7440-62-2]^	5.00	U	ug/L	1	5.00	10.0	1C18008	EPA 6020B	03/19/21 15:52	JMA	
Zinc [7440-66-6]^	75.0	U	ug/L	1	75.0	200	1C18008	EPA 6020B	03/19/21 15:52	JMA	

This report relates only to the sample as received by the laboratory, and may only be reproduced in full.

www.encolabs.com

ANALYTICAL RESULTS

Description: MW-9B
Matrix: Ground Water
Project: ENTERPRISE LF & RECYC (FKA SID LARKIN & SON, INC.)

Lab Sample ID: AE01380-14
Sampled: 03/16/21 10:24
Sampled By: Chris Monaco

Received: 03/16/21 12:55
Work Order: AE01380

Classical Chemistry Parameters

^ - ENCO Orlando certified analyte [NELAC E83182]

Analyte [CAS Number]	Results	Flag	Units	DF	MDL	PQL	Batch	Method	Analyzed	By	Notes
Ammonia as N [7664-41-7]^	0.0098	U	mg/L	1	0.0098	0.020	1C16030	EPA 350.1	03/17/21 09:02	cbarr	
Chloride [16887-00-6]^	**7.4**		mg/L	1	0.29	5.0	1C16035	EPA 300.0	03/16/21 21:12	ASR	
Nitrate as N [14797-55-8]^	**3.0**		mg/L	1	0.052	1.0	1C16035	EPA 300.0	03/16/21 21:12	ASR	
Total Dissolved Solids^	**250**		mg/L	1	10	10	1C18001	SM 2540C-2011	03/22/21 16:53	AAL	

Field Parameters

Analyte [CAS Number]	Results	Flag	Units	DF	MDL	PQL	Batch	Method	Analyzed	By	Notes
Depth to Water	**40.31**		Ft	1			1C30060	Field	03/16/21 10:24	CSP	
Dissolved Oxygen	**0.76**		mg/L	1	0	0	1C30060	Field	03/16/21 10:24	CSP	
Oxidation/Reduction Potential	**238**		mV	1	-999	-999	1C30060	Field	03/16/21 10:24	CSP	
pH	**7.04**		pH Units	1			1C30060	Field	03/16/21 10:24	CSP	
Specific Conductance (EC)	**497**		umhos/cm	1	0	0	1C30060	Field	03/16/21 10:24	CSP	
Temperature	**27.2**		°C	1	0	0	1C30060	Field	03/16/21 10:24	CSP	
Turbidity	**2.1**		NTU	1	0	0	1C30060	Field	03/16/21 10:24	CSP	
Water Elevation	**69.44**		Ft	1			1C30060	Field	03/16/21 10:24	CSP	

This report relates only to the sample as received by the laboratory, and may only be reproduced in full.

www.encolabs.com

ANALYTICAL RESULTS

Description: MW-8B
Matrix: Ground Water
Project: ENTERPRISE LF & RECYC (FKA SID LARKIN & SON, INC.)

Lab Sample ID: AE01380-15
Sampled: 03/16/21 10:48
Sampled By: Chris Monaco

Received: 03/16/21 12:55
Work Order: AE01380

Volatile Organic Compounds by GCMS

^ - ENCO Orlando certified analyte [NELAC E83182]

Analyte [CAS Number]	Results	Flag	Units	DF	MDL	PQL	Batch	Method	Analyzed	By	Notes
1,1,1,2-Tetrachloroethane [630-20-6]^	0.61	U	ug/L	1	0.61	1.0	1C17041	EPA 8260D	03/17/21 23:31	KKW	
1,1,1-Trichloroethane [71-55-6]^	0.80	U	ug/L	1	0.80	1.0	1C17041	EPA 8260D	03/17/21 23:31	KKW	
1,1,2,2-Tetrachloroethane [79-34-5]^	0.54	U	ug/L	1	0.54	1.0	1C17041	EPA 8260D	03/17/21 23:31	KKW	
1,1,2-Trichloroethane [79-00-5]^	0.76	U	ug/L	1	0.76	1.0	1C17041	EPA 8260D	03/17/21 23:31	KKW	
1,1-Dichloroethane [75-34-3]^	0.62	U	ug/L	1	0.62	1.0	1C17041	EPA 8260D	03/17/21 23:31	KKW	
1,1-Dichloroethene [75-35-4]^	0.94	U	ug/L	1	0.94	1.0	1C17041	EPA 8260D	03/17/21 23:31	KKW	
1,2,3-Trichloropropane [96-18-4]^	0.64	U	ug/L	1	0.64	1.0	1C17041	EPA 8260D	03/17/21 23:31	KKW	
1,2-Dichlorobenzene [95-50-1]^	0.73	U	ug/L	1	0.73	1.0	1C17041	EPA 8260D	03/17/21 23:31	KKW	
1,2-Dichloroethane [107-06-2]^	0.63	U	ug/L	1	0.63	1.0	1C17041	EPA 8260D	03/17/21 23:31	KKW	
1,2-Dichloropropane [78-87-5]^	0.80	U	ug/L	1	0.80	1.0	1C17041	EPA 8260D	03/17/21 23:31	KKW	
1,4-Dichlorobenzene [106-46-7]^	0.76	U	ug/L	1	0.76	1.0	1C17041	EPA 8260D	03/17/21 23:31	KKW	
2-Butanone [78-93-3]^	4.5	U	ug/L	1	4.5	5.0	1C17041	EPA 8260D	03/17/21 23:31	KKW	
2-Hexanone [591-78-6]^	2.5	U	ug/L	1	2.5	5.0	1C17041	EPA 8260D	03/17/21 23:31	KKW	
4-Methyl-2-pentanone [108-10-1]^	2.5	U	ug/L	1	2.5	5.0	1C17041	EPA 8260D	03/17/21 23:31	KKW	
Acetone [67-64-1]^	10	U	ug/L	1	10	20	1C17041	EPA 8260D	03/17/21 23:31	KKW	
Acrylonitrile [107-13-1]^	5.0	U	ug/L	1	5.0	10	1C17041	EPA 8260D	03/17/21 23:31	KKW	
Benzene [71-43-2]^	0.71	U	ug/L	1	0.71	1.0	1C17041	EPA 8260D	03/17/21 23:31	KKW	
Bromochloromethane [74-97-5]^	0.94	U	ug/L	1	0.94	1.0	1C17041	EPA 8260D	03/17/21 23:31	KKW	
Bromodichloromethane [75-27-4]^	0.52	U	ug/L	1	0.52	1.0	1C17041	EPA 8260D	03/17/21 23:31	KKW	
Bromoform [75-25-2]^	0.75	U	ug/L	1	0.75	1.0	1C17041	EPA 8260D	03/17/21 23:31	KKW	
Bromomethane [74-83-9]^	0.95	U	ug/L	1	0.95	1.0	1C17041	EPA 8260D	03/17/21 23:31	KKW	QV-01
Carbon disulfide [75-15-0]^	2.5	U	ug/L	1	2.5	5.0	1C17041	EPA 8260D	03/17/21 23:31	KKW	
Carbon tetrachloride [56-23-5]^	0.94	U	ug/L	1	0.94	1.0	1C17041	EPA 8260D	03/17/21 23:31	KKW	QV-01
Chlorobenzene [108-90-7]^	0.72	U	ug/L	1	0.72	1.0	1C17041	EPA 8260D	03/17/21 23:31	KKW	
Chloroethane [75-00-3]^	0.98	U	ug/L	1	0.98	1.0	1C17041	EPA 8260D	03/17/21 23:31	KKW	
Chloroform [67-66-3]^	0.80	U	ug/L	1	0.80	1.0	1C17041	EPA 8260D	03/17/21 23:31	KKW	
Chloromethane [74-87-3]^	0.82	U	ug/L	1	0.82	1.0	1C17041	EPA 8260D	03/17/21 23:31	KKW	QV-01
cis-1,2-Dichloroethene [156-59-2]^	0.53	U	ug/L	1	0.53	1.0	1C17041	EPA 8260D	03/17/21 23:31	KKW	
cis-1,3-Dichloropropene [10061-01-5]^	0.59	U	ug/L	1	0.59	1.0	1C17041	EPA 8260D	03/17/21 23:31	KKW	
Dibromochloromethane [124-48-1]^	0.50	U	ug/L	1	0.50	1.0	1C17041	EPA 8260D	03/17/21 23:31	KKW	
Dibromomethane [74-95-3]^	0.84	U	ug/L	1	0.84	1.0	1C17041	EPA 8260D	03/17/21 23:31	KKW	
Ethylbenzene [100-41-4]^	0.69	U	ug/L	1	0.69	1.0	1C17041	EPA 8260D	03/17/21 23:31	KKW	
Iodomethane [74-88-4]^	2.5	U	ug/L	1	2.5	5.0	1C17041	EPA 8260D	03/17/21 23:31	KKW	QL-02, QV-01
m,p-Xylenes [108-38-3/106-42-3]^	1.3	U	ug/L	1	1.3	2.0	1C17041	EPA 8260D	03/17/21 23:31	KKW	
Methylene chloride [75-09-2]^	2.5	U	ug/L	1	2.5	5.0	1C17041	EPA 8260D	03/17/21 23:31	KKW	
o-Xylene [95-47-6]^	0.53	U	ug/L	1	0.53	1.0	1C17041	EPA 8260D	03/17/21 23:31	KKW	
Styrene [100-42-5]^	0.61	U	ug/L	1	0.61	1.0	1C17041	EPA 8260D	03/17/21 23:31	KKW	
Tetrachloroethene [127-18-4]^	0.76	U	ug/L	1	0.76	1.0	1C17041	EPA 8260D	03/17/21 23:31	KKW	
Toluene [108-88-3]^	0.72	U	ug/L	1	0.72	1.0	1C17041	EPA 8260D	03/17/21 23:31	KKW	
trans-1,2-Dichloroethene [156-60-5]^	0.73	U	ug/L	1	0.73	1.0	1C17041	EPA 8260D	03/17/21 23:31	KKW	
trans-1,3-Dichloropropene [10061-02-6]^	0.73	U	ug/L	1	0.73	1.0	1C17041	EPA 8260D	03/17/21 23:31	KKW	
trans-1,4-Dichloro-2-butene [110-57-6]^	0.79	U	ug/L	1	0.79	1.0	1C17041	EPA 8260D	03/17/21 23:31	KKW	
Trichloroethene [79-01-6]^	0.89	U	ug/L	1	0.89	1.0	1C17041	EPA 8260D	03/17/21 23:31	KKW	
Trichlorofluoromethane [75-69-4]^	0.94	U	ug/L	1	0.94	1.0	1C17041	EPA 8260D	03/17/21 23:31	KKW	
Vinyl acetate [108-05-4]^	2.5	U	ug/L	1	2.5	5.0	1C17041	EPA 8260D	03/17/21 23:31	KKW	
Vinyl chloride [75-01-4]^	0.71	U	ug/L	1	0.71	1.0	1C17041	EPA 8260D	03/17/21 23:31	KKW	

This report relates only to the sample as received by the laboratory, and may only be reproduced in full.

www.encolabs.com

ANALYTICAL RESULTS

Description: MW-8B
Matrix: Ground Water
Project: ENTERPRISE LF & RECYC (FKA SID LARKIN & SON, INC.)

Lab Sample ID: AE01380-15
Sampled: 03/16/21 10:48
Sampled By: Chris Monaco

Received: 03/16/21 12:55
Work Order: AE01380

Volatile Organic Compounds by GCMS

^ - ENCO Orlando certified analyte [NELAC E83182]

Analyte [CAS Number]	Results	Flag	Units	DF	MDL	PQL	Batch	Method	Analyzed	By	Notes
Xylenes (Total) [1330-20-7]^	1.3	U	ug/L	1	1.3	2.0	1C17041	EPA 8260D	03/17/21 23:31	KKW	

Surrogates	*Results*	*DF*	*Spike Lvl*	*% Rec*	*% Rec Limits*	*Batch*	*Method*	*Analyzed*	*By*	Notes
4-Bromofluorobenzene	*47*	*1*	*50.0*	*94 %*	*41-142*	*1C17041*	*EPA 8260D*	*03/17/21 23:31*	*KKW*	
Dibromofluoromethane	*54*	*1*	*50.0*	*107 %*	*53-146*	*1C17041*	*EPA 8260D*	*03/17/21 23:31*	*KKW*	
Toluene-d8	*53*	*1*	*50.0*	*106 %*	*41-146*	*1C17041*	*EPA 8260D*	*03/17/21 23:31*	*KKW*	

Semivolatile Organic Compounds by GC

^ - ENCO Orlando certified analyte [NELAC E83182]

Analyte [CAS Number]	Results	Flag	Units	DF	MDL	PQL	Batch	Method	Analyzed	By	Notes
1,2-Dibromo-3-chloropropane [96-12-8]^	0.012	U	ug/L	1	0.012	0.020	1C22029	EPA 8011	03/23/21 20:45	fcv	
1,2-Dibromoethane [106-93-4]^	0.010	U	ug/L	1	0.010	0.020	1C22029	EPA 8011	03/23/21 20:45	fcv	

Surrogates	*Results*	*DF*	*Spike Lvl*	*% Rec*	*% Rec Limits*	*Batch*	*Method*	*Analyzed*	*By*	Notes
1,1,1,2-Tetrachloroethane	*0.29*	*1*	*0.250*	*114 %*	*70-130*	*1C22029*	*EPA 8011*	*03/23/21 20:45*	*fcv*	

Metals by EPA 6000/7000 Series Methods

^ - ENCO Orlando certified analyte [NELAC E83182]

Analyte [CAS Number]	Results	Flag	Units	DF	MDL	PQL	Batch	Method	Analyzed	By	Notes
Mercury [7439-97-6]^	0.0230	U	ug/L	1	0.0230	0.200	1C17020	EPA 7470A	03/18/21 11:13	SSE	

Metals (total recoverable) by EPA 6000/7000 Series Methods

^ - ENCO Orlando certified analyte [NELAC E83182]

Analyte [CAS Number]	Results	Flag	Units	DF	MDL	PQL	Batch	Method	Analyzed	By	Notes
Antimony [7440-36-0]^	2.50	U	ug/L	1	2.50	5.00	1C18008	EPA 6020B	03/19/21 15:57	JMA	
Arsenic [7440-38-2]^	5.00	U	ug/L	1	5.00	10.0	1C18008	EPA 6020B	03/19/21 15:57	JMA	
Barium [7440-39-3]^	**52.1**	I	ug/L	1	50.0	100	1C18008	EPA 6020B	03/19/21 15:57	JMA	
Beryllium [7440-41-7]^	0.500	U	ug/L	1	0.500	1.00	1C18008	EPA 6020B	03/19/21 15:57	JMA	
Cadmium [7440-43-9]^	0.500	U	ug/L	1	0.500	3.00	1C18008	EPA 6020B	03/19/21 15:57	JMA	
Chromium [7440-47-3]^	5.00	U	ug/L	1	5.00	10.0	1C18008	EPA 6020B	03/19/21 15:57	JMA	
Cobalt [7440-48-4]^	5.00	U	ug/L	1	5.00	10.0	1C18008	EPA 6020B	03/19/21 15:57	JMA	
Copper [7440-50-8]^	2.50	U	ug/L	1	2.50	10.0	1C18008	EPA 6020B	03/19/21 15:57	JMA	
Iron [7439-89-6]^	**5030**		ug/L	1	25.0	50.0	1C18008	EPA 6020B	03/19/21 15:57	JMA	
Lead [7439-92-1]^	2.50	U	ug/L	1	2.50	5.00	1C18008	EPA 6020B	03/19/21 15:57	JMA	
Nickel [7440-02-0]^	5.00	U	ug/L	1	5.00	10.0	1C18008	EPA 6020B	03/19/21 15:57	JMA	
Selenium [7782-49-2]^	5.00	U	ug/L	1	5.00	10.0	1C18008	EPA 6020B	03/19/21 15:57	JMA	
Silver [7440-22-4]^	0.500	U	ug/L	1	0.500	1.00	1C18008	EPA 6020B	03/19/21 15:57	JMA	
Sodium [7440-23-5]^	**15.3**		mg/L	1	0.320	1.00	1C18008	EPA 6020B	03/19/21 15:57	JMA	
Thallium [7440-28-0]^	0.500	U	ug/L	1	0.500	1.00	1C18008	EPA 6020B	03/19/21 15:57	JMA	
Vanadium [7440-62-2]^	5.00	U	ug/L	1	5.00	10.0	1C18008	EPA 6020B	03/19/21 15:57	JMA	
Zinc [7440-66-6]^	75.0	U	ug/L	1	75.0	200	1C18008	EPA 6020B	03/19/21 15:57	JMA	

This report relates only to the sample as received by the laboratory, and may only be reproduced in full.

www.encolabs.com

ANALYTICAL RESULTS

Description:	MW-8B	**Lab Sample ID:**	AE01380-15	**Received:**	03/16/21 12:55
Matrix:	Ground Water	**Sampled:**	03/16/21 10:48	**Work Order:**	AE01380
Project:	ENTERPRISE LF & RECYC (FKA SID LARKIN & SON, INC.)	**Sampled By:**	Chris Monaco		

Classical Chemistry Parameters

^ - ENCO Orlando certified analyte [NELAC E83182]

Analyte [CAS Number]	Results	Flag	Units	DF	MDL	PQL	Batch	Method	Analyzed	By	Notes
Ammonia as N [7664-41-7]^	**1.8**		mg/L	1	0.0098	0.020	1C16030	EPA 350.1	03/17/21 09:07	cbarr	
Chloride [16887-00-6]^	**18**		mg/L	1	0.29	5.0	1C16035	EPA 300.0	03/16/21 21:26	ASR	
Nitrate as N [14797-55-8]^	0.052	U	mg/L	1	0.052	1.0	1C16035	EPA 300.0	03/16/21 21:26	ASR	
Total Dissolved Solids^	**320**		mg/L	1	10	10	1C18001	SM 2540C-2011	03/22/21 16:53	AAL	

Field Parameters

Analyte [CAS Number]	Results	Flag	Units	DF	MDL	PQL	Batch	Method	Analyzed	By	Notes
Depth to Water	**39.22**		Ft	1			1C30060	Field	03/16/21 10:48	CSP	
Dissolved Oxygen	**0.06**		mg/L	1	0	0	1C30060	Field	03/16/21 10:48	CSP	
Oxidation/Reduction Potential	**-72.4**		mV	1	-999	-999	1C30060	Field	03/16/21 10:48	CSP	
pH	**6.77**		pH Units	1			1C30060	Field	03/16/21 10:48	CSP	
Specific Conductance (EC)	**665**		umhos/cm	1	0	0	1C30060	Field	03/16/21 10:48	CSP	
Temperature	**27.5**		°C	1	0	0	1C30060	Field	03/16/21 10:48	CSP	
Turbidity	**0.6**		NTU	1	0	0	1C30060	Field	03/16/21 10:48	CSP	
Water Elevation	**69.3**		Ft	1			1C30060	Field	03/16/21 10:48	CSP	

This report relates only to the sample as received by the laboratory, and may only be reproduced in full.

www.encolabs.com

ANALYTICAL RESULTS

Description: TRIP BLANK 2 | **Lab Sample ID:** AE01380-16 | **Received:** 03/16/21 12:55

Matrix: Water | **Sampled:** 03/16/21 00:00 | **Work Order:** AE01380

Project: ENTERPRISE LF & RECYC (FKA SID LARKIN & SON, INC.) | **Sampled By:** ENCO ORL

Volatile Organic Compounds by GCMS

^ - ENCO Orlando certified analyte [NELAC E83182]

Analyte [CAS Number]	Results	Flag	Units	DF	MDL	PQL	Batch	Method	Analyzed	By	Notes
1,1,1,2-Tetrachloroethane [630-20-6]^	0.61	U	ug/L	1	0.61	1.0	1C17009	EPA 8260D	03/17/21 17:58	KKW	
1,1,1-Trichloroethane [71-55-6]^	0.80	U	ug/L	1	0.80	1.0	1C17009	EPA 8260D	03/17/21 17:58	KKW	
1,1,2,2-Tetrachloroethane [79-34-5]^	0.54	U	ug/L	1	0.54	1.0	1C17009	EPA 8260D	03/17/21 17:58	KKW	
1,1,2-Trichloroethane [79-00-5]^	0.76	U	ug/L	1	0.76	1.0	1C17009	EPA 8260D	03/17/21 17:58	KKW	
1,1-Dichloroethane [75-34-3]^	0.62	U	ug/L	1	0.62	1.0	1C17009	EPA 8260D	03/17/21 17:58	KKW	
1,1-Dichloroethene [75-35-4]^	0.94	U	ug/L	1	0.94	1.0	1C17009	EPA 8260D	03/17/21 17:58	KKW	
1,2,3-Trichloropropane [96-18-4]^	0.64	U	ug/L	1	0.64	1.0	1C17009	EPA 8260D	03/17/21 17:58	KKW	
1,2-Dichlorobenzene [95-50-1]^	0.73	U	ug/L	1	0.73	1.0	1C17009	EPA 8260D	03/17/21 17:58	KKW	
1,2-Dichloroethane [107-06-2]^	0.63	U	ug/L	1	0.63	1.0	1C17009	EPA 8260D	03/17/21 17:58	KKW	
1,2-Dichloropropane [78-87-5]^	0.80	U	ug/L	1	0.80	1.0	1C17009	EPA 8260D	03/17/21 17:58	KKW	
1,4-Dichlorobenzene [106-46-7]^	0.76	U	ug/L	1	0.76	1.0	1C17009	EPA 8260D	03/17/21 17:58	KKW	
2-Butanone [78-93-3]^	4.5	U	ug/L	1	4.5	5.0	1C17009	EPA 8260D	03/17/21 17:58	KKW	QV-01
2-Hexanone [591-78-6]^	2.5	U	ug/L	1	2.5	5.0	1C17009	EPA 8260D	03/17/21 17:58	KKW	
4-Methyl-2-pentanone [108-10-1]^	2.5	U	ug/L	1	2.5	5.0	1C17009	EPA 8260D	03/17/21 17:58	KKW	
Acetone [67-64-1]^	10	U	ug/L	1	10	20	1C17009	EPA 8260D	03/17/21 17:58	KKW	QV-01
Acrylonitrile [107-13-1]^	5.0	U	ug/L	1	5.0	10	1C17009	EPA 8260D	03/17/21 17:58	KKW	
Benzene [71-43-2]^	0.71	U	ug/L	1	0.71	1.0	1C17009	EPA 8260D	03/17/21 17:58	KKW	
Bromochloromethane [74-97-5]^	0.94	U	ug/L	1	0.94	1.0	1C17009	EPA 8260D	03/17/21 17:58	KKW	
Bromodichloromethane [75-27-4]^	0.52	U	ug/L	1	0.52	1.0	1C17009	EPA 8260D	03/17/21 17:58	KKW	
Bromoform [75-25-2]^	0.75	U	ug/L	1	0.75	1.0	1C17009	EPA 8260D	03/17/21 17:58	KKW	
Bromomethane [74-83-9]^	0.95	U	ug/L	1	0.95	1.0	1C17009	EPA 8260D	03/17/21 17:58	KKW	QV-01
Carbon disulfide [75-15-0]^	2.5	U	ug/L	1	2.5	5.0	1C17009	EPA 8260D	03/17/21 17:58	KKW	QV-01
Carbon tetrachloride [56-23-5]^	0.94	U	ug/L	1	0.94	1.0	1C17009	EPA 8260D	03/17/21 17:58	KKW	
Chlorobenzene [108-90-7]^	0.72	U	ug/L	1	0.72	1.0	1C17009	EPA 8260D	03/17/21 17:58	KKW	
Chloroethane [75-00-3]^	0.98	U	ug/L	1	0.98	1.0	1C17009	EPA 8260D	03/17/21 17:58	KKW	QV-01
Chloroform [67-66-3]^	0.80	U	ug/L	1	0.80	1.0	1C17009	EPA 8260D	03/17/21 17:58	KKW	
Chloromethane [74-87-3]^	0.82	U	ug/L	1	0.82	1.0	1C17009	EPA 8260D	03/17/21 17:58	KKW	QV-01
cis-1,2-Dichloroethene [156-59-2]^	0.53	U	ug/L	1	0.53	1.0	1C17009	EPA 8260D	03/17/21 17:58	KKW	
cis-1,3-Dichloropropene [10061-01-5]^	0.59	U	ug/L	1	0.59	1.0	1C17009	EPA 8260D	03/17/21 17:58	KKW	
Dibromochloromethane [124-48-1]^	0.50	U	ug/L	1	0.50	1.0	1C17009	EPA 8260D	03/17/21 17:58	KKW	
Dibromomethane [74-95-3]^	0.84	U	ug/L	1	0.84	1.0	1C17009	EPA 8260D	03/17/21 17:58	KKW	
Ethylbenzene [100-41-4]^	0.69	U	ug/L	1	0.69	1.0	1C17009	EPA 8260D	03/17/21 17:58	KKW	
Iodomethane [74-88-4]^	2.5	U	ug/L	1	2.5	5.0	1C17009	EPA 8260D	03/17/21 17:58	KKW	QL-02, QV-01
m,p-Xylenes [108-38-3/106-42-3]^	1.3	U	ug/L	1	1.3	2.0	1C17009	EPA 8260D	03/17/21 17:58	KKW	
Methylene chloride [75-09-2]^	2.5	U	ug/L	1	2.5	5.0	1C17009	EPA 8260D	03/17/21 17:58	KKW	
o-Xylene [95-47-6]^	0.53	U	ug/L	1	0.53	1.0	1C17009	EPA 8260D	03/17/21 17:58	KKW	
Styrene [100-42-5]^	0.61	U	ug/L	1	0.61	1.0	1C17009	EPA 8260D	03/17/21 17:58	KKW	
Tetrachloroethene [127-18-4]^	0.76	U	ug/L	1	0.76	1.0	1C17009	EPA 8260D	03/17/21 17:58	KKW	
Toluene [108-88-3]^	0.72	U	ug/L	1	0.72	1.0	1C17009	EPA 8260D	03/17/21 17:58	KKW	
trans-1,2-Dichloroethene [156-60-5]^	0.73	U	ug/L	1	0.73	1.0	1C17009	EPA 8260D	03/17/21 17:58	KKW	
trans-1,3-Dichloropropene [10061-02-6]^	0.73	U	ug/L	1	0.73	1.0	1C17009	EPA 8260D	03/17/21 17:58	KKW	
trans-1,4-Dichloro-2-butene [110-57-6]^	0.79	U	ug/L	1	0.79	1.0	1C17009	EPA 8260D	03/17/21 17:58	KKW	
Trichloroethene [79-01-6]^	0.89	U	ug/L	1	0.89	1.0	1C17009	EPA 8260D	03/17/21 17:58	KKW	
Trichlorofluoromethane [75-69-4]^	0.94	U	ug/L	1	0.94	1.0	1C17009	EPA 8260D	03/17/21 17:58	KKW	
Vinyl acetate [108-05-4]^	2.5	U	ug/L	1	2.5	5.0	1C17009	EPA 8260D	03/17/21 17:58	KKW	QL-02, QV-01

This report relates only to the sample as received by the laboratory, and may only be reproduced in full.

www.encolabs.com

ANALYTICAL RESULTS

Description: TRIP BLANK 2
Matrix: Water
Project: ENTERPRISE LF & RECYC (FKA SID LARKIN & SON, INC.)

Lab Sample ID: AE01380-16
Sampled: 03/16/21 00:00
Sampled By: ENCO ORL

Received: 03/16/21 12:55
Work Order: AE01380

Volatile Organic Compounds by GCMS

^ - ENCO Orlando certified analyte [NELAC E83182]

Analyte [CAS Number]	Results	Flag	Units	DF	MDL	PQL	Batch	Method	Analyzed	By	Notes
Vinyl chloride [75-01-4]^	0.71	U	ug/L	1	0.71	1.0	1C17009	EPA 8260D	03/17/21 17:58	KKW	
Xylenes (Total) [1330-20-7]^	1.3	U	ug/L	1	1.3	2.0	1C17009	EPA 8260D	03/17/21 17:58	KKW	

Surrogates	*Results*	*DF*	*Spike Lvl*	*% Rec*	*% Rec Limits*	*Batch*	*Method*	*Analyzed*	*By*	Notes
4-Bromofluorobenzene	*47*	*1*	*50.0*	*93 %*	*41-142*	*1C17009*	*EPA 8260D*	*03/17/21 17:58*	*KKW*	
Dibromofluoromethane	*56*	*1*	*50.0*	*113 %*	*53-146*	*1C17009*	*EPA 8260D*	*03/17/21 17:58*	*KKW*	
Toluene-d8	*55*	*1*	*50.0*	*109 %*	*41-146*	*1C17009*	*EPA 8260D*	*03/17/21 17:58*	*KKW*	

This report relates only to the sample as received by the laboratory, and may only be reproduced in full.

QUALITY CONTROL DATA

Volatile Organic Compounds by GCMS - Quality Control

Batch 1C17009 - EPA 5030B_MS

Blank (1C17009-BLK1) Prepared: 03/17/2021 00:00 Analyzed: 03/17/2021 09:38

Analyte	Result	Flag	PQL	Units	Spike Level	Source Result	%REC	%REC Limits	RPD	RPD Limit	Notes
1,1,1,2-Tetrachloroethane	0.61	U	1.0	ug/L							
1,1,1-Trichloroethane	0.80	U	1.0	ug/L							
1,1,2,2-Tetrachloroethane	0.54	U	1.0	ug/L							
1,1,2-Trichloroethane	0.76	U	1.0	ug/L							
1,1-Dichloroethane	0.62	U	1.0	ug/L							
1,1-Dichloroethene	0.94	U	1.0	ug/L							
1,2,3-Trichloropropane	0.64	U	1.0	ug/L							
1,2-Dichlorobenzene	0.73	U	1.0	ug/L							
1,2-Dichloroethane	0.63	U	1.0	ug/L							
1,2-Dichloropropane	0.80	U	1.0	ug/L							
1,4-Dichlorobenzene	0.76	U	1.0	ug/L							
2-Butanone	4.5	U	5.0	ug/L							
2-Hexanone	2.5	U	5.0	ug/L							
4-Methyl-2-pentanone	2.5	U	5.0	ug/L							
Acetone	10	U	20	ug/L							
Acrylonitrile	5.0	U	10	ug/L							
Benzene	0.71	U	1.0	ug/L							
Bromochloromethane	0.94	U	1.0	ug/L							
Bromodichloromethane	0.52	U	1.0	ug/L							
Bromoform	0.75	U	1.0	ug/L							
Bromomethane	0.95	U	1.0	ug/L							
Carbon disulfide	2.5	U	5.0	ug/L							
Carbon tetrachloride	0.94	U	1.0	ug/L							
Chlorobenzene	0.72	U	1.0	ug/L							
Chloroethane	0.98	U	1.0	ug/L							
Chloroform	0.80	U	1.0	ug/L							
Chloromethane	0.82	U	1.0	ug/L							
cis-1,2-Dichloroethene	0.53	U	1.0	ug/L							
cis-1,3-Dichloropropene	0.59	U	1.0	ug/L							
Dibromochloromethane	0.50	U	1.0	ug/L							
Dibromomethane	0.84	U	1.0	ug/L							
Ethylbenzene	0.69	U	1.0	ug/L							
Iodomethane	2.5	U	5.0	ug/L							
m,p-Xylenes	1.3	U	2.0	ug/L							
Methylene chloride	2.5	U	5.0	ug/L							
o-Xylene	0.53	U	1.0	ug/L							
Styrene	0.61	U	1.0	ug/L							
Tetrachloroethene	0.76	U	1.0	ug/L							
Toluene	0.72	U	1.0	ug/L							
trans-1,2-Dichloroethene	0.73	U	1.0	ug/L							
trans-1,3-Dichloropropene	0.73	U	1.0	ug/L							
trans-1,4-Dichloro-2-butene	0.79	U	1.0	ug/L							
Trichloroethene	0.89	U	1.0	ug/L							
Trichlorofluoromethane	0.94	U	1.0	ug/L							
Vinyl acetate	2.5	U	5.0	ug/L							
Vinyl chloride	0.71	U	1.0	ug/L							
Xylenes (Total)	1.3	U	2.0	ug/L							
4-Bromofluorobenzene	*46*			*ug/L*	*50.0*		*92*	*41-142*			
Dibromofluoromethane	*55*			*ug/L*	*50.0*		*111*	*53-146*			

This report relates only to the sample as received by the laboratory, and may only be reproduced in full.

QUALITY CONTROL DATA

Volatile Organic Compounds by GCMS - Quality Control

Batch 1C17009 - EPA 5030B_MS - Continued

Blank (1C17009-BLK1) Continued Prepared: 03/17/2021 00:00 Analyzed: 03/17/2021 09:38

Analyte	Result	Flag	PQL	Units	Spike Level	Source Result	%REC	%REC Limits	RPD	RPD Limit	Notes
Toluene-d8	*53*			*ug/L*	*50.0*		*106*	*41-146*			

LCS (1C17009-BS1) Prepared: 03/17/2021 00:00 Analyzed: 03/17/2021 08:43

Analyte	Result	Flag	PQL	Units	Spike Level	Source Result	%REC	%REC Limits	RPD	RPD Limit	Notes
1,1-Dichloroethene	25		1.0	ug/L	20.0		123	47-139			
Benzene	23		1.0	ug/L	20.0		116	56-136			
Chlorobenzene	19		1.0	ug/L	20.0		96	51-139			
Toluene	21		1.0	ug/L	20.0		104	64-131			
Trichloroethene	21		1.0	ug/L	20.0		105	62-135			
4-Bromofluorobenzene	*45*			*ug/L*	*50.0*		*90*	*41-142*			
Dibromofluoromethane	*54*			*ug/L*	*50.0*		*109*	*53-146*			
Toluene-d8	*56*			*ug/L*	*50.0*		*111*	*41-146*			

Matrix Spike (1C17009-MS1) Prepared: 03/17/2021 00:00 Analyzed: 03/17/2021 18:26

Source: AE00518-02

Analyte	Result	Flag	PQL	Units	Spike Level	Source Result	%REC	%REC Limits	RPD	RPD Limit	Notes
1,1-Dichloroethene	24		1.0	ug/L	20.0	0.94 U	121	47-139			
Benzene	24		1.0	ug/L	20.0	0.71 U	121	56-136			
Chlorobenzene	21		1.0	ug/L	20.0	0.72 U	103	51-139			
Toluene	21		1.0	ug/L	20.0	0.72 U	107	64-131			
Trichloroethene	24		1.0	ug/L	20.0	0.89 U	122	62-135			
4-Bromofluorobenzene	*47*			*ug/L*	*50.0*		*94*	*41-142*			
Dibromofluoromethane	*55*			*ug/L*	*50.0*		*110*	*53-146*			
Toluene-d8	*53*			*ug/L*	*50.0*		*107*	*41-146*			

Matrix Spike Dup (1C17009-MSD1) Prepared: 03/17/2021 00:00 Analyzed: 03/17/2021 18:53

Source: AE00518-02

Analyte	Result	Flag	PQL	Units	Spike Level	Source Result	%REC	%REC Limits	RPD	RPD Limit	Notes
1,1-Dichloroethene	26		1.0	ug/L	20.0	0.94 U	131	47-139	8	16	
Benzene	25		1.0	ug/L	20.0	0.71 U	123	56-136	1	14	
Chlorobenzene	20		1.0	ug/L	20.0	0.72 U	101	51-139	2	13	
Toluene	22		1.0	ug/L	20.0	0.72 U	109	64-131	2	16	
Trichloroethene	24		1.0	ug/L	20.0	0.89 U	119	62-135	2	20	
4-Bromofluorobenzene	*47*			*ug/L*	*50.0*		*95*	*41-142*			
Dibromofluoromethane	*56*			*ug/L*	*50.0*		*111*	*53-146*			
Toluene-d8	*54*			*ug/L*	*50.0*		*107*	*41-146*			

Batch 1C17017 - EPA 5030B_MS

Blank (1C17017-BLK1) Prepared: 03/17/2021 00:00 Analyzed: 03/17/2021 12:46

Analyte	Result	Flag	PQL	Units	Spike Level	Source Result	%REC	%REC Limits	RPD	RPD Limit	Notes
1,1,1,2-Tetrachloroethane	0.61	U	1.0	ug/L							
1,1,1-Trichloroethane	0.80	U	1.0	ug/L							
1,1,2,2-Tetrachloroethane	0.54	U	1.0	ug/L							
1,1,2-Trichloroethane	0.76	U	1.0	ug/L							

This report relates only to the sample as received by the laboratory, and may only be reproduced in full.

QUALITY CONTROL DATA

Volatile Organic Compounds by GCMS - Quality Control

Batch 1C17017 - EPA 5030B_MS - Continued

Blank (1C17017-BLK1) Continued Prepared: 03/17/2021 00:00 Analyzed: 03/17/2021 12:46

Analyte	Result	Flag	PQL	Units	Spike Level	Source Result	%REC	%REC Limits	RPD	RPD Limit	Notes
1,1-Dichloroethane	0.62	U	1.0	ug/L							
1,1-Dichloroethene	0.94	U	1.0	ug/L							
1,2,3-Trichloropropane	0.64	U	1.0	ug/L							
1,2-Dichlorobenzene	0.73	U	1.0	ug/L							
1,2-Dichloroethane	0.63	U	1.0	ug/L							
1,2-Dichloropropane	0.80	U	1.0	ug/L							
1,4-Dichlorobenzene	0.76	U	1.0	ug/L							
2-Butanone	4.5	U	5.0	ug/L							
2-Hexanone	2.5	U	5.0	ug/L							
4-Methyl-2-pentanone	2.5	U	5.0	ug/L							
Acetone	10	U	20	ug/L							
Acrylonitrile	5.0	U	10	ug/L							
Benzene	0.71	U	1.0	ug/L							
Bromochloromethane	0.94	U	1.0	ug/L							
Bromodichloromethane	0.52	U	1.0	ug/L							
Bromoform	0.75	U	1.0	ug/L							
Bromomethane	0.95	U	1.0	ug/L							
Carbon disulfide	2.5	U	5.0	ug/L							
Carbon tetrachloride	0.94	U	1.0	ug/L							
Chlorobenzene	0.72	U	1.0	ug/L							
Chloroethane	0.98	U	1.0	ug/L							
Chloroform	0.80	U	1.0	ug/L							
Chloromethane	0.82	U	1.0	ug/L							
cis-1,2-Dichloroethene	0.53	U	1.0	ug/L							
cis-1,3-Dichloropropene	0.59	U	1.0	ug/L							
Dibromochloromethane	0.50	U	1.0	ug/L							
Dibromomethane	0.84	U	1.0	ug/L							
Ethylbenzene	0.69	U	1.0	ug/L							
Iodomethane	2.5	U	5.0	ug/L							
m,p-Xylenes	1.3	U	2.0	ug/L							
Methylene chloride	2.5	U	5.0	ug/L							
o-Xylene	0.53	U	1.0	ug/L							
Styrene	0.61	U	1.0	ug/L							
Tetrachloroethene	0.76	U	1.0	ug/L							
Toluene	0.72	U	1.0	ug/L							
trans-1,2-Dichloroethene	0.73	U	1.0	ug/L							
trans-1,3-Dichloropropene	0.73	U	1.0	ug/L							
trans-1,4-Dichloro-2-butene	0.79	U	1.0	ug/L							
Trichloroethene	0.89	U	1.0	ug/L							
Trichlorofluoromethane	0.94	U	1.0	ug/L							
Vinyl acetate	2.5	U	5.0	ug/L							
Vinyl chloride	0.71	U	1.0	ug/L							
Xylenes (Total)	1.3	U	2.0	ug/L							
4-Bromofluorobenzene	*51*			*ug/L*	*50.0*		*103*	*41-142*			
Dibromofluoromethane	*51*			*ug/L*	*50.0*		*101*	*53-146*			
Toluene-d8	*50*			*ug/L*	*50.0*		*100*	*41-146*			

This report relates only to the sample as received by the laboratory, and may only be reproduced in full.

QUALITY CONTROL DATA

Volatile Organic Compounds by GCMS - Quality Control

Batch 1C17017 - EPA 5030B_MS - Continued

LCS (1C17017-BS1) Prepared: 03/17/2021 00:00 Analyzed: 03/17/2021 09:18

Analyte	Result	Flag	POL	Units	Spike Level	Source Result	%REC	%REC Limits	RPD	RPD Limit	Notes
1,1-Dichloroethene	21		1.0	ug/L	20.0		104	47-139			
Benzene	23		1.0	ug/L	20.0		116	56-136			
Chlorobenzene	21		1.0	ug/L	20.0		107	51-139			
Toluene	22		1.0	ug/L	20.0		109	64-131			
Trichloroethene	22		1.0	ug/L	20.0		112	62-135			
4-Bromofluorobenzene	*52*			*ug/L*	*50.0*		*104*	*41-142*			
Dibromofluoromethane	*49*			*ug/L*	*50.0*		*97*	*53-146*			
Toluene-d8	*51*			*ug/L*	*50.0*		*101*	*41-146*			

Matrix Spike (1C17017-MS1) Prepared: 03/17/2021 00:00 Analyzed: 03/17/2021 09:47

Source: AE01620-07

Analyte	Result	Flag	POL	Units	Spike Level	Source Result	%REC	%REC Limits	RPD	RPD Limit	Notes
1,1-Dichloroethene	2400		100	ug/L	2000	94 U	118	47-139			
Benzene	2500		100	ug/L	2000	71 U	125	56-136			
Chlorobenzene	2200		100	ug/L	2000	72 U	112	51-139			
Toluene	2300		100	ug/L	2000	72 U	116	64-131			
Trichloroethene	2400		100	ug/L	2000	89 U	121	62-135			
4-Bromofluorobenzene	*5300*			*ug/L*	*5000*		*105*	*41-142*			
Dibromofluoromethane	*4900*			*ug/L*	*5000*		*98*	*53-146*			
Toluene-d8	*5000*			*ug/L*	*5000*		*101*	*41-146*			

Matrix Spike Dup (1C17017-MSD1) Prepared: 03/17/2021 00:00 Analyzed: 03/17/2021 10:15

Source: AE01620-07

Analyte	Result	Flag	POL	Units	Spike Level	Source Result	%REC	%REC Limits	RPD	RPD Limit	Notes
1,1-Dichloroethene	2300		100	ug/L	2000	94 U	115	47-139	3	16	
Benzene	2500		100	ug/L	2000	71 U	124	56-136	0.9	14	
Chlorobenzene	2200		100	ug/L	2000	72 U	111	51-139	1	13	
Toluene	2300		100	ug/L	2000	72 U	115	64-131	1	16	
Trichloroethene	2400		100	ug/L	2000	89 U	118	62-135	2	20	
4-Bromofluorobenzene	*5200*			*ug/L*	*5000*		*104*	*41-142*			
Dibromofluoromethane	*4800*			*ug/L*	*5000*		*97*	*53-146*			
Toluene-d8	*5000*			*ug/L*	*5000*		*101*	*41-146*			

Batch 1C17041 - EPA 5030B_MS

Blank (1C17041-BLK1) Prepared: 03/17/2021 13:00 Analyzed: 03/17/2021 22:08

Analyte	Result	Flag	POL	Units	Spike Level	Source Result	%REC	%REC Limits	RPD	RPD Limit	Notes
1,1,1,2-Tetrachloroethane	0.61	U	1.0	ug/L							
1,1,1-Trichloroethane	0.80	U	1.0	ug/L							
1,1,2,2-Tetrachloroethane	0.54	U	1.0	ug/L							
1,1,2-Trichloroethane	0.76	U	1.0	ug/L							
1,1-Dichloroethane	0.62	U	1.0	ug/L							
1,1-Dichloroethene	0.94	U	1.0	ug/L							
1,2,3-Trichloropropane	0.64	U	1.0	ug/L							
1,2-Dichlorobenzene	0.73	U	1.0	ug/L							
1,2-Dichloroethane	0.63	U	1.0	ug/L							
1,2-Dichloropropane	0.80	U	1.0	ug/L							

This report relates only to the sample as received by the laboratory, and may only be reproduced in full.

QUALITY CONTROL DATA

Volatile Organic Compounds by GCMS - Quality Control

Batch 1C17041 - EPA 5030B_MS - Continued

Blank (1C17041-BLK1) Continued Prepared: 03/17/2021 13:00 Analyzed: 03/17/2021 22:08

Analyte	Result	Flag	PQL	Units	Spike Level	Source Result	%REC	%REC Limits	RPD	RPD Limit	Notes
1,4-Dichlorobenzene	0.76	U	1.0	ug/L							
2-Butanone	4.5	U	5.0	ug/L							
2-Hexanone	2.5	U	5.0	ug/L							
4-Methyl-2-pentanone	2.5	U	5.0	ug/L							
Acetone	10	U	20	ug/L							
Acrylonitrile	5.0	U	10	ug/L							
Benzene	0.71	U	1.0	ug/L							
Bromochloromethane	0.94	U	1.0	ug/L							
Bromodichloromethane	0.52	U	1.0	ug/L							
Bromoform	0.75	U	1.0	ug/L							
Bromomethane	0.95	U	1.0	ug/L							
Carbon disulfide	2.5	U	5.0	ug/L							
Carbon tetrachloride	0.94	U	1.0	ug/L							
Chlorobenzene	0.72	U	1.0	ug/L							
Chloroethane	0.98	U	1.0	ug/L							
Chloroform	0.80	U	1.0	ug/L							
Chloromethane	0.82	U	1.0	ug/L							
cis-1,2-Dichloroethene	0.53	U	1.0	ug/L							
cis-1,3-Dichloropropene	0.59	U	1.0	ug/L							
Dibromochloromethane	0.50	U	1.0	ug/L							
Dibromomethane	0.84	U	1.0	ug/L							
Ethylbenzene	0.69	U	1.0	ug/L							
Iodomethane	2.5	U	5.0	ug/L							
m,p-Xylenes	1.3	U	2.0	ug/L							
Methylene chloride	2.5	U	5.0	ug/L							
o-Xylene	0.53	U	1.0	ug/L							
Styrene	0.61	U	1.0	ug/L							
Tetrachloroethene	0.76	U	1.0	ug/L							
Toluene	0.72	U	1.0	ug/L							
trans-1,2-Dichloroethene	0.73	U	1.0	ug/L							
trans-1,3-Dichloropropene	0.73	U	1.0	ug/L							
trans-1,4-Dichloro-2-butene	0.79	U	1.0	ug/L							
Trichloroethene	0.89	U	1.0	ug/L							
Trichlorofluoromethane	0.94	U	1.0	ug/L							
Vinyl acetate	2.5	U	5.0	ug/L							
Vinyl chloride	0.71	U	1.0	ug/L							
Xylenes (Total)	1.3	U	2.0	ug/L							
4-Bromofluorobenzene	*47*			*ug/L*	*50.0*		*93*	*41-142*			
Dibromofluoromethane	*54*			*ug/L*	*50.0*		*108*	*53-146*			
Toluene-d8	*54*			*ug/L*	*50.0*		*108*	*41-146*			

LCS (1C17041-BS1) Prepared: 03/17/2021 13:00 Analyzed: 03/17/2021 20:17

Analyte	Result	Flag	PQL	Units	Spike Level	Source Result	%REC	%REC Limits	RPD	RPD Limit	Notes
1,1-Dichloroethene	25		1.0	ug/L	20.0		123	47-139			
Benzene	22		1.0	ug/L	20.0		111	56-136			
Chlorobenzene	19		1.0	ug/L	20.0		96	51-139			
Toluene	20		1.0	ug/L	20.0		101	64-131			

This report relates only to the sample as received by the laboratory, and may only be reproduced in full.

QUALITY CONTROL DATA

Volatile Organic Compounds by GCMS - Quality Control

Batch 1C17041 - EPA 5030B_MS - Continued

LCS (1C17041-BS1) Continued Prepared: 03/17/2021 13:00 Analyzed: 03/17/2021 20:17

Analyte	Result	Flag	POL	Units	Spike Level	Source Result	%REC	%REC Limits	RPD	RPD Limit	Notes
Trichloroethene	21		1.0	ug/L	20.0		103	62-135			
4-Bromofluorobenzene	*48*			*ug/L*	*50.0*		*95*	*41-142*			
Dibromofluoromethane	*54*			*ug/L*	*50.0*		*108*	*53-146*			
Toluene-d8	*54*			*ug/L*	*50.0*		*109*	*41-146*			

Matrix Spike (1C17041-MS1) Prepared: 03/17/2021 13:00 Analyzed: 03/17/2021 20:45

Source: AE01380-14

Analyte	Result	Flag	POL	Units	Spike Level	Source Result	%REC	%REC Limits	RPD	RPD Limit	Notes
1,1-Dichloroethene	28		1.0	ug/L	20.0	0.94 U	140	47-139			QM-07
Benzene	25		1.0	ug/L	20.0	0.71 U	124	56-136			
Chlorobenzene	20		1.0	ug/L	20.0	0.72 U	100	51-139			
Toluene	22		1.0	ug/L	20.0	0.72 U	112	64-131			
Trichloroethene	23		1.0	ug/L	20.0	0.89 U	116	62-135			
4-Bromofluorobenzene	*45*			*ug/L*	*50.0*		*90*	*41-142*			
Dibromofluoromethane	*56*			*ug/L*	*50.0*		*113*	*53-146*			
Toluene-d8	*55*			*ug/L*	*50.0*		*111*	*41-146*			

Matrix Spike Dup (1C17041-MSD1) Prepared: 03/17/2021 13:00 Analyzed: 03/17/2021 21:12

Source: AE01380-14

Analyte	Result	Flag	POL	Units	Spike Level	Source Result	%REC	%REC Limits	RPD	RPD Limit	Notes
1,1-Dichloroethene	26		1.0	ug/L	20.0	0.94 U	132	47-139	6	16	
Benzene	24		1.0	ug/L	20.0	0.71 U	120	56-136	3	14	
Chlorobenzene	20		1.0	ug/L	20.0	0.72 U	99	51-139	0.8	13	
Toluene	22		1.0	ug/L	20.0	0.72 U	110	64-131	2	16	
Trichloroethene	22		1.0	ug/L	20.0	0.89 U	110	62-135	5	20	
4-Bromofluorobenzene	*45*			*ug/L*	*50.0*		*91*	*41-142*			
Dibromofluoromethane	*55*			*ug/L*	*50.0*		*111*	*53-146*			
Toluene-d8	*55*			*ug/L*	*50.0*		*109*	*41-146*			

Semivolatile Organic Compounds by GC - Quality Control

Batch 1C22028 - EPA 504/8011

Blank (1C22028-BLK1) Prepared: 03/22/2021 13:23 Analyzed: 03/23/2021 10:21

Analyte	Result	Flag	POL	Units	Spike Level	Source Result	%REC	%REC Limits	RPD	RPD Limit	Notes
1,2-Dibromo-3-chloropropane	0.012	U	0.020	ug/L							
1,2-Dibromoethane	0.010	U	0.020	ug/L							
1,1,1,2-Tetrachloroethane	*0.24*			*ug/L*	*0.250*		*94*	*70-130*			

LCS (1C22028-BS1) Prepared: 03/22/2021 13:23 Analyzed: 03/23/2021 10:53

Analyte	Result	Flag	POL	Units	Spike Level	Source Result	%REC	%REC Limits	RPD	RPD Limit	Notes
1,2-Dibromo-3-chloropropane	0.22		0.020	ug/L	0.250		90	61-139			
1,2-Dibromoethane	0.24		0.020	ug/L	0.250		97	65-133			
1,1,1,2-Tetrachloroethane	*0.26*			*ug/L*	*0.250*		*104*	*70-130*			

This report relates only to the sample as received by the laboratory, and may only be reproduced in full.

QUALITY CONTROL DATA

Semivolatile Organic Compounds by GC - Quality Control

Batch 1C22028 - EPA 504/8011 - Continued

Matrix Spike (1C22028-MS1) Prepared: 03/22/2021 13:23 Analyzed: 03/23/2021 11:08

Source: AE02001-01

Analyte	Result	Flag	POL	Units	Spike Level	Source Result	%REC	%REC Limits	RPD	RPD Limit	Notes
1,2-Dibromo-3-chloropropane	0.23		0.020	ug/L	0.250	0.012 U	92	61-139			
1,2-Dibromoethane	0.24		0.020	ug/L	0.250	0.010 U	97	65-133			
1,1,1,2-Tetrachloroethane	*0.26*			*ug/L*	*0.250*		*104*	*70-130*			

Matrix Spike Dup (1C22028-MSD1) Prepared: 03/22/2021 13:23 Analyzed: 03/23/2021 11:24

Source: AE02001-01

Analyte	Result	Flag	POL	Units	Spike Level	Source Result	%REC	%REC Limits	RPD	RPD Limit	Notes
1,2-Dibromo-3-chloropropane	0.25		0.020	ug/L	0.250	0.012 U	100	61-139	7	12	
1,2-Dibromoethane	0.25		0.020	ug/L	0.250	0.010 U	100	65-133	3	17	
1,1,1,2-Tetrachloroethane	*0.29*			*ug/L*	*0.250*		*117*	*70-130*			

Batch 1C22029 - EPA 504/8011

Blank (1C22029-BLK1) Prepared: 03/22/2021 13:31 Analyzed: 03/23/2021 17:24

Analyte	Result	Flag	POL	Units	Spike Level	Source Result	%REC	%REC Limits	RPD	RPD Limit	Notes
1,2-Dibromo-3-chloropropane	0.012	U	0.020	ug/L							
1,2-Dibromoethane	0.010	U	0.020	ug/L							
1,1,1,2-Tetrachloroethane	*0.29*			*ug/L*	*0.250*		*115*	*70-130*			

LCS (1C22029-BS1) Prepared: 03/22/2021 13:31 Analyzed: 03/23/2021 17:39

Analyte	Result	Flag	POL	Units	Spike Level	Source Result	%REC	%REC Limits	RPD	RPD Limit	Notes
1,2-Dibromo-3-chloropropane	0.27		0.020	ug/L	0.250		108	61-139			
1,2-Dibromoethane	0.27		0.020	ug/L	0.250		106	65-133			
1,1,1,2-Tetrachloroethane	*0.31*			*ug/L*	*0.250*		*122*	*70-130*			

Matrix Spike (1C22029-MS1) Prepared: 03/22/2021 13:31 Analyzed: 03/23/2021 17:55

Source: AE02001-02

Analyte	Result	Flag	POL	Units	Spike Level	Source Result	%REC	%REC Limits	RPD	RPD Limit	Notes
1,2-Dibromo-3-chloropropane	0.28		0.020	ug/L	0.250	0.012 U	110	61-139			
1,2-Dibromoethane	0.26		0.020	ug/L	0.250	0.010 U	106	65-133			
1,1,1,2-Tetrachloroethane	*0.30*			*ug/L*	*0.250*		*122*	*70-130*			

Matrix Spike Dup (1C22029-MSD1) Prepared: 03/22/2021 13:31 Analyzed: 03/23/2021 18:10

Source: AE02001-02

Analyte	Result	Flag	POL	Units	Spike Level	Source Result	%REC	%REC Limits	RPD	RPD Limit	Notes
1,2-Dibromo-3-chloropropane	0.28		0.020	ug/L	0.250	0.012 U	110	61-139	0	12	
1,2-Dibromoethane	0.28		0.020	ug/L	0.250	0.010 U	110	65-133	4	17	
1,1,1,2-Tetrachloroethane	*0.31*			*ug/L*	*0.250*		*125*	*70-130*			

Metals by EPA 6000/7000 Series Methods - Quality Control

Batch 1C17020 - EPA 7470A

This report relates only to the sample as received by the laboratory, and may only be reproduced in full.

QUALITY CONTROL DATA

Metals by EPA 6000/7000 Series Methods - Quality Control

Batch 1C17020 - EPA 7470A - Continued

Blank (1C17020-BLK1) Prepared: 03/17/2021 12:58 Analyzed: 03/18/2021 08:56

Analyte	Result	Flag	PQL	Units	Spike Level	Source Result	%REC	%REC Limits	RPD	RPD Limit	Notes
Mercury	0.0230	U	0.200	ug/L							

LCS (1C17020-BS1) Prepared: 03/17/2021 12:58 Analyzed: 03/18/2021 09:00

Analyte	Result	Flag	PQL	Units	Spike Level	Source Result	%REC	%REC Limits	RPD	RPD Limit	Notes
Mercury	5.14		0.200	ug/L	5.00		103	80-120			

Matrix Spike (1C17020-MS1) Prepared: 03/17/2021 12:58 Analyzed: 03/18/2021 09:07

Source: AE00518-02

Analyte	Result	Flag	PQL	Units	Spike Level	Source Result	%REC	%REC Limits	RPD	RPD Limit	Notes
Mercury	5.38		0.200	ug/L	5.00	0.0230 U	108	75-125			

Matrix Spike Dup (1C17020-MSD1) Prepared: 03/17/2021 12:58 Analyzed: 03/18/2021 09:10

Source: AE00518-02

Analyte	Result	Flag	PQL	Units	Spike Level	Source Result	%REC	%REC Limits	RPD	RPD Limit	Notes
Mercury	5.36		0.200	ug/L	5.00	0.0230 U	107	75-125	0.4	20	

Batch AA65441 - 1C18006

Serial Dilution (AA65441-SRD2) Prepared: 03/17/2021 14:20 Analyzed: 03/18/2021 12:46

Source: AE02027-41

Analyte	Result	Flag	PQL	Units	Spike Level	Source Result	%REC	%REC Limits	RPD	RPD Limit	Notes
Arsenic	5.56		1.00	mg/kg dry		4.90			13		
Cadmium	0.371	U	0.743	mg/kg dry		0.371 U					
Copper	1.32		0.500	mg/kg dry		1.32			0.7		
Lead	1.86	U	3.71	mg/kg dry		1.86 U					
Nickel	3.71	U	7.43	mg/kg dry		3.71 U					
Selenium	3.71	U	7.43	mg/kg dry		3.71 U					
Thallium	0.371	U	0.743	mg/kg dry		0.371 U					
Zinc	55.7	U	149	mg/kg dry		55.7 U					

Metals (total recoverable) by EPA 6000/7000 Series Methods - Quality Control

Batch 1C17011 - EPA 3005A

Blank (1C17011-BLK1) Prepared: 03/17/2021 10:34 Analyzed: 03/18/2021 11:13

Analyte	Result	Flag	PQL	Units	Spike Level	Source Result	%REC	%REC Limits	RPD	RPD Limit	Notes
Antimony	2.50	U	5.00	ug/L							
Arsenic	5.00	U	10.0	ug/L							
Barium	50.0	U	100	ug/L							
Beryllium	0.500	U	1.00	ug/L							
Cadmium	0.500	U	3.00	ug/L							
Chromium	5.00	U	10.0	ug/L							
Cobalt	5.00	U	10.0	ug/L							
Copper	2.50	U	10.0	ug/L							
Iron	25.0	U	50.0	ug/L							
Lead	2.50	U	5.00	ug/L							

This report relates only to the sample as received by the laboratory, and may only be reproduced in full.

QUALITY CONTROL DATA

Metals (total recoverable) by EPA 6000/7000 Series Methods - Quality Control

Batch 1C17011 - EPA 3005A - Continued

Blank (1C17011-BLK1) Continued Prepared: 03/17/2021 10:34 Analyzed: 03/18/2021 11:13

Analyte	Result	Flag	PQL	Units	Spike Level	Source Result	%REC	%REC Limits	RPD	RPD Limit	Notes
Nickel	5.00	U	10.0	ug/L							
Selenium	5.00	U	10.0	ug/L							
Silver	0.500	U	1.00	ug/L							
Sodium	0.500	U	1.00	mg/L							
Thallium	0.500	U	1.00	ug/L							
Vanadium	5.00	U	10.0	ug/L							
Zinc	75.0	U	200	ug/L							

Blank (1C17011-BLK2) Prepared: 03/17/2021 10:34 Analyzed: 03/18/2021 11:16

Analyte	Result	Flag	PQL	Units	Spike Level	Source Result	%REC	%REC Limits	RPD	RPD Limit	Notes
Antimony	0.250	U	0.500	ug/L							
Arsenic	0.500	U	1.00	ug/L							
Barium	5.00	U	10.0	ug/L							
Beryllium	0.0500	U	0.100	ug/L							
Cadmium	0.0500	U	0.300	ug/L							
Chromium	0.500	U	1.00	ug/L							
Cobalt	0.500	U	1.00	ug/L							
Copper	0.250	U	1.00	ug/L							
Iron	2.50	U	5.00	ug/L							
Lead	0.250	U	0.500	ug/L							
Nickel	0.500	U	1.00	ug/L							
Selenium	0.500	U	1.00	ug/L							
Silver	0.0500	U	0.100	ug/L							
Sodium	0.0500	U	0.100	mg/L							
Thallium	0.0500	U	0.100	ug/L							
Vanadium	0.500	U	1.00	ug/L							
Zinc	7.50	U	20.0	ug/L							

LCS (1C17011-BS1) Prepared: 03/17/2021 10:34 Analyzed: 03/18/2021 11:19

Analyte	Result	Flag	PQL	Units	Spike Level	Source Result	%REC	%REC Limits	RPD	RPD Limit	Notes
Antimony	46.4		5.00	ug/L	50.0		93	80-120			
Arsenic	496		10.0	ug/L	500		99	80-120			
Barium	475		100	ug/L	500		95	80-120			
Beryllium	49.1		1.00	ug/L	50.0		98	80-120			
Cadmium	48.4		3.00	ug/L	50.0		97	80-120			
Chromium	519		10.0	ug/L	500		104	80-120			
Cobalt	488		10.0	ug/L	500		98	80-120			
Copper	514		10.0	ug/L	500		103	80-120			
Iron	991		50.0	ug/L	1000		99	80-120			
Lead	496		5.00	ug/L	500		99	80-120			
Nickel	503		10.0	ug/L	500		101	80-120			
Selenium	485		10.0	ug/L	500		97	80-120			
Silver	50.2		1.00	ug/L	50.0		100	80-120			
Sodium	25.2		1.00	mg/L	25.0		101	80-120			
Thallium	50.4		1.00	ug/L	50.0		101	80-120			
Vanadium	502		10.0	ug/L	500		100	80-120			

This report relates only to the sample as received by the laboratory, and may only be reproduced in full.

QUALITY CONTROL DATA

Metals (total recoverable) by EPA 6000/7000 Series Methods - Quality Control

Batch 1C17011 - EPA 3005A - Continued

LCS (1C17011-BS1) Continued Prepared: 03/17/2021 10:34 Analyzed: 03/18/2021 11:19

Analyte	Result	Flag	POL	Units	Spike Level	Source Result	%REC	%REC Limits	RPD	RPD Limit	Notes
Zinc	484		200	ug/L	500		97	80-120			

Matrix Spike (1C17011-MS1) Prepared: 03/17/2021 10:34 Analyzed: 03/18/2021 11:28

Source: AE01380-01

Analyte	Result	Flag	POL	Units	Spike Level	Source Result	%REC	%REC Limits	RPD	RPD Limit	Notes
Antimony	47.0		5.00	ug/L	50.0	2.50 U	94	75-125			
Arsenic	492		10.0	ug/L	500	5.00 U	98	75-125			
Barium	502		100	ug/L	500	50.0 U	100	75-125			
Beryllium	50.4		1.00	ug/L	50.0	0.500 U	101	75-125			
Cadmium	48.7		3.00	ug/L	50.0	0.500 U	97	75-125			
Chromium	512		10.0	ug/L	500	5.00 U	102	75-125			
Cobalt	483		10.0	ug/L	500	5.00 U	97	75-125			
Copper	500		10.0	ug/L	500	2.50 U	100	75-125			
Iron	2180		50.0	ug/L	1000	1160	102	75-125			
Lead	494		5.00	ug/L	500	2.50 U	99	75-125			
Nickel	507		10.0	ug/L	500	14.1	99	75-125			
Selenium	473		10.0	ug/L	500	5.00 U	95	75-125			
Silver	49.4		1.00	ug/L	50.0	0.500 U	99	75-125			
Sodium	35.1		1.00	mg/L	25.0	9.50	102	75-125			
Thallium	50.7		1.00	ug/L	50.0	0.500 U	101	75-125			
Vanadium	497		10.0	ug/L	500	5.00 U	99	75-125			
Zinc	480		200	ug/L	500	75.0 U	96	75-125			

Matrix Spike Dup (1C17011-MSD1) Prepared: 03/17/2021 10:34 Analyzed: 03/18/2021 11:31

Source: AE01380-01

Analyte	Result	Flag	POL	Units	Spike Level	Source Result	%REC	%REC Limits	RPD	RPD Limit	Notes
Antimony	47.7		5.00	ug/L	50.0	2.50 U	95	75-125	1	20	
Arsenic	493		10.0	ug/L	500	5.00 U	99	75-125	0.2	20	
Barium	500		100	ug/L	500	50.0 U	100	75-125	0.3	20	
Beryllium	49.9		1.00	ug/L	50.0	0.500 U	100	75-125	1	20	
Cadmium	48.1		3.00	ug/L	50.0	0.500 U	96	75-125	1	20	
Chromium	509		10.0	ug/L	500	5.00 U	102	75-125	0.7	20	
Cobalt	481		10.0	ug/L	500	5.00 U	96	75-125	0.4	20	
Copper	496		10.0	ug/L	500	2.50 U	99	75-125	0.8	20	
Iron	2150		50.0	ug/L	1000	1160	99	75-125	1	20	
Lead	493		5.00	ug/L	500	2.50 U	99	75-125	0.2	20	
Nickel	505		10.0	ug/L	500	14.1	98	75-125	0.3	20	
Selenium	476		10.0	ug/L	500	5.00 U	95	75-125	0.5	20	
Silver	49.8		1.00	ug/L	50.0	0.500 U	100	75-125	0.7	20	
Sodium	35.0		1.00	mg/L	25.0	9.50	102	75-125	0.3	20	
Thallium	50.5		1.00	ug/L	50.0	0.500 U	101	75-125	0.4	20	
Vanadium	502		10.0	ug/L	500	5.00 U	100	75-125	1	20	
Zinc	476		200	ug/L	500	75.0 U	95	75-125	0.8	20	

Batch 1C18008 - EPA 3005A

This report relates only to the sample as received by the laboratory, and may only be reproduced in full.

QUALITY CONTROL DATA

Metals (total recoverable) by EPA 6000/7000 Series Methods - Quality Control

Batch 1C18008 - EPA 3005A - Continued

Blank (1C18008-BLK1) Prepared: 03/18/2021 10:43 Analyzed: 03/19/2021 11:39

Analyte	Result	Flag	PQL	Units	Spike Level	Source Result	%REC	%REC Limits	RPD	RPD Limit	Notes
Antimony	2.50	U	5.00	ug/L							
Arsenic	5.00	U	10.0	ug/L							
Barium	50.0	U	100	ug/L							
Beryllium	0.500	U	1.00	ug/L							
Cadmium	0.500	U	3.00	ug/L							
Chromium	5.00	U	10.0	ug/L							
Cobalt	5.00	U	10.0	ug/L							
Copper	2.50	U	10.0	ug/L							
Iron	25.0	U	50.0	ug/L							
Lead	2.50	U	5.00	ug/L							
Nickel	5.00	U	10.0	ug/L							
Selenium	5.00	U	10.0	ug/L							
Silver	0.500	U	1.00	ug/L							
Sodium	0.500	U	1.00	mg/L							
Thallium	0.500	U	1.00	ug/L							
Vanadium	5.00	U	10.0	ug/L							
Zinc	75.0	U	200	ug/L							

Blank (1C18008-BLK2) Prepared: 03/18/2021 10:43 Analyzed: 03/19/2021 11:43

Analyte	Result	Flag	PQL	Units	Spike Level	Source Result	%REC	%REC Limits	RPD	RPD Limit	Notes
Antimony	0.250	U	0.500	ug/L							
Arsenic	0.500	U	1.00	ug/L							
Barium	5.00	U	10.0	ug/L							
Beryllium	0.0500	U	0.100	ug/L							
Cadmium	0.0500	U	0.300	ug/L							
Chromium	0.500	U	1.00	ug/L							
Cobalt	0.500	U	1.00	ug/L							
Copper	0.250	U	1.00	ug/L							
Iron	2.50	U	5.00	ug/L							
Lead	0.250	U	0.500	ug/L							
Nickel	0.500	U	1.00	ug/L							
Selenium	0.500	U	1.00	ug/L							
Silver	0.0500	U	0.100	ug/L							
Sodium	0.0500	U	0.100	mg/L							
Thallium	0.0500	U	0.100	ug/L							
Vanadium	0.500	U	1.00	ug/L							
Zinc	7.50	U	20.0	ug/L							

LCS (1C18008-BS1) Prepared: 03/18/2021 10:43 Analyzed: 03/19/2021 11:47

Analyte	Result	Flag	PQL	Units	Spike Level	Source Result	%REC	%REC Limits	RPD	RPD Limit	Notes
Antimony	48.3		5.00	ug/L	50.0		97	80-120			
Arsenic	502		10.0	ug/L	500		100	80-120			
Barium	491		100	ug/L	500		98	80-120			
Beryllium	49.8		1.00	ug/L	50.0		100	80-120			
Cadmium	49.9		3.00	ug/L	50.0		100	80-120			
Chromium	523		10.0	ug/L	500		105	80-120			

This report relates only to the sample as received by the laboratory, and may only be reproduced in full.

QUALITY CONTROL DATA

Metals (total recoverable) by EPA 6000/7000 Series Methods - Quality Control

Batch 1C18008 - EPA 3005A - Continued

LCS (1C18008-BS1) Continued Prepared: 03/18/2021 10:43 Analyzed: 03/19/2021 11:47

Analyte	Result	Flag	POL	Units	Spike Level	Source Result	%REC	%REC Limits	RPD	RPD Limit	Notes
Cobalt	500		10.0	ug/L	500		100	80-120			
Copper	522		10.0	ug/L	500		104	80-120			
Iron	992		50.0	ug/L	1000		99	80-120			
Lead	506		5.00	ug/L	500		101	80-120			
Nickel	513		10.0	ug/L	500		103	80-120			
Selenium	490		10.0	ug/L	500		98	80-120			
Silver	50.8		1.00	ug/L	50.0		102	80-120			
Sodium	25.5		1.00	mg/L	25.0		102	80-120			
Thallium	51.4		1.00	ug/L	50.0		103	80-120			
Vanadium	502		10.0	ug/L	500		100	80-120			
Zinc	502		200	ug/L	500		100	80-120			

Matrix Spike (1C18008-MS1) Prepared: 03/18/2021 10:43 Analyzed: 03/19/2021 12:00

Source: AE00518-02

Analyte	Result	Flag	POL	Units	Spike Level	Source Result	%REC	%REC Limits	RPD	RPD Limit	Notes
Antimony	47.7		5.00	ug/L	50.0	2.50 U	95	75-125			
Arsenic	492		10.0	ug/L	500	5.00 U	98	75-125			
Barium	485		100	ug/L	500	50.0 U	97	75-125			
Beryllium	50.8		1.00	ug/L	50.0	0.500 U	102	75-125			
Cadmium	49.5		3.00	ug/L	50.0	0.500 U	99	75-125			
Chromium	537		10.0	ug/L	500	14.1	105	75-125			
Cobalt	494		10.0	ug/L	500	5.00 U	99	75-125			
Copper	519		10.0	ug/L	500	2.50 U	104	75-125			
Iron	1640		50.0	ug/L	1000	797	84	75-125			
Lead	505		5.00	ug/L	500	2.50 U	101	75-125			
Nickel	509		10.0	ug/L	500	5.65	101	75-125			
Selenium	477		10.0	ug/L	500	5.00 U	95	75-125			
Silver	50.1		1.00	ug/L	50.0	0.500 U	100	75-125			
Sodium	29.3		1.00	mg/L	25.0	3.81	102	75-125			
Thallium	51.5		1.00	ug/L	50.0	0.500 U	103	75-125			
Vanadium	509		10.0	ug/L	500	5.00 U	102	75-125			
Zinc	500		200	ug/L	500	75.0 U	100	75-125			

Matrix Spike Dup (1C18008-MSD1) Prepared: 03/18/2021 10:43 Analyzed: 03/19/2021 12:04

Source: AE00518-02

Analyte	Result	Flag	POL	Units	Spike Level	Source Result	%REC	%REC Limits	RPD	RPD Limit	Notes
Antimony	49.4		5.00	ug/L	50.0	2.50 U	99	75-125	4	20	
Arsenic	500		10.0	ug/L	500	5.00 U	100	75-125	2	20	
Barium	493		100	ug/L	500	50.0 U	99	75-125	1	20	
Beryllium	50.8		1.00	ug/L	50.0	0.500 U	102	75-125	0.04	20	
Cadmium	49.9		3.00	ug/L	50.0	0.500 U	100	75-125	0.7	20	
Chromium	529		10.0	ug/L	500	14.1	103	75-125	2	20	
Cobalt	496		10.0	ug/L	500	5.00 U	99	75-125	0.5	20	
Copper	516		10.0	ug/L	500	2.50 U	103	75-125	0.5	20	
Iron	1630		50.0	ug/L	1000	797	84	75-125	0.4	20	
Lead	503		5.00	ug/L	500	2.50 U	101	75-125	0.6	20	
Nickel	511		10.0	ug/L	500	5.65	101	75-125	0.4	20	
Selenium	484		10.0	ug/L	500	5.00 U	97	75-125	1	20	

This report relates only to the sample as received by the laboratory, and may only be reproduced in full.

QUALITY CONTROL DATA

Metals (total recoverable) by EPA 6000/7000 Series Methods - Quality Control

Batch 1C18008 - EPA 3005A - Continued

Matrix Spike Dup (1C18008-MSD1) Continued Prepared: 03/18/2021 10:43 Analyzed: 03/19/2021 12:04

Source: AE00518-02

Analyte	Result	Flag	POL	Units	Spike Level	Source Result	%REC	%REC Limits	RPD	RPD Limit	Notes
Silver	50.9		1.00	ug/L	50.0	0.500 U	102	75-125	2	20	
Sodium	29.4		1.00	mg/L	25.0	3.81	102	75-125	0.5	20	
Thallium	51.3		1.00	ug/L	50.0	0.500 U	103	75-125	0.4	20	
Vanadium	501		10.0	ug/L	500	5.00 U	100	75-125	2	20	
Zinc	501		200	ug/L	500	75.0 U	100	75-125	0.2	20	

Classical Chemistry Parameters - Quality Control

Batch 1C16015 - NO PREP

Blank (1C16015-BLK1) Prepared: 03/16/2021 08:46 Analyzed: 03/16/2021 09:45

Analyte	Result	Flag	POL	Units	Spike Level	Source Result	%REC	%REC Limits	RPD	RPD Limit	Notes
Chloride	0.29	U	5.0	mg/L							
Nitrate as N	0.052	U	1.0	mg/L							

LCS (1C16015-BS1) Prepared: 03/16/2021 08:46 Analyzed: 03/16/2021 09:59

Analyte	Result	Flag	POL	Units	Spike Level	Source Result	%REC	%REC Limits	RPD	RPD Limit	Notes
Chloride	49		5.0	mg/L	50.0		97	90-110			
Nitrate as N	24		1.0	mg/L	25.0		95	90-110			

Matrix Spike (1C16015-MS1) Prepared: 03/16/2021 08:46 Analyzed: 03/16/2021 10:55

Source: AE02026-24

Analyte	Result	Flag	POL	Units	Spike Level	Source Result	%REC	%REC Limits	RPD	RPD Limit	Notes
Chloride	58		5.0	mg/L	50.0	8.3	100	90-110			
Nitrate as N	24		1.0	mg/L	25.0	0.052 U	95	90-110			

Matrix Spike (1C16015-MS2) Prepared: 03/16/2021 08:46 Analyzed: 03/16/2021 11:37

Source: AE02026-25

Analyte	Result	Flag	POL	Units	Spike Level	Source Result	%REC	%REC Limits	RPD	RPD Limit	Notes
Chloride	59		5.0	mg/L	50.0	8.5	101	90-110			
Nitrate as N	24		1.0	mg/L	25.0	0.052 U	95	90-110			

Matrix Spike Dup (1C16015-MSD1) Prepared: 03/16/2021 08:46 Analyzed: 03/16/2021 11:09

Source: AE02026-24

Analyte	Result	Flag	POL	Units	Spike Level	Source Result	%REC	%REC Limits	RPD	RPD Limit	Notes
Chloride	60		5.0	mg/L	50.0	8.3	103	90-110	2	10	
Nitrate as N	24		1.0	mg/L	25.0	0.052 U	97	90-110	3	10	

Matrix Spike Dup (1C16015-MSD2) Prepared: 03/16/2021 08:46 Analyzed: 03/16/2021 11:51

Source: AE02026-25

Analyte	Result	Flag	POL	Units	Spike Level	Source Result	%REC	%REC Limits	RPD	RPD Limit	Notes
Chloride	58		5.0	mg/L	50.0	8.5	99	90-110	1	10	
Nitrate as N	23		1.0	mg/L	25.0	0.052 U	94	90-110	2	10	

Batch 1C16030 - NO PREP

This report relates only to the sample as received by the laboratory, and may only be reproduced in full.

QUALITY CONTROL DATA

Classical Chemistry Parameters - Quality Control

Batch 1C16030 - NO PREP - Continued

Blank (1C16030-BLK1) Prepared: 03/16/2021 13:37 Analyzed: 03/17/2021 08:55

Analyte	Result	Flag	PQL	Units	Spike Level	Source Result	%REC	%REC Limits	RPD	RPD Limit	Notes
Ammonia as N	0.0098	U	0.020	mg/L							

LCS (1C16030-BS1) Prepared: 03/16/2021 13:37 Analyzed: 03/17/2021 08:59

Analyte	Result	Flag	PQL	Units	Spike Level	Source Result	%REC	%REC Limits	RPD	RPD Limit	Notes
Ammonia as N	0.99		0.020	mg/L	1.00		99	90-110			

Matrix Spike (1C16030-MS1) Prepared: 03/16/2021 13:37 Analyzed: 03/17/2021 09:15

Source: AE01800-01

Analyte	Result	Flag	PQL	Units	Spike Level	Source Result	%REC	%REC Limits	RPD	RPD Limit	Notes
Ammonia as N	0.98		0.020	mg/L	1.00	0.0098 U	98	90-110			

Matrix Spike (1C16030-MS2) Prepared: 03/16/2021 13:37 Analyzed: 03/17/2021 09:19

Source: AE01800-02

Analyte	Result	Flag	PQL	Units	Spike Level	Source Result	%REC	%REC Limits	RPD	RPD Limit	Notes
Ammonia as N	0.98		0.020	mg/L	1.00	0.0098 U	98	90-110			

Matrix Spike Dup (1C16030-MSD1) Prepared: 03/16/2021 13:37 Analyzed: 03/17/2021 09:16

Source: AE01800-01

Analyte	Result	Flag	PQL	Units	Spike Level	Source Result	%REC	%REC Limits	RPD	RPD Limit	Notes
Ammonia as N	0.97		0.020	mg/L	1.00	0.0098 U	97	90-110	1	10	

Batch 1C16035 - NO PREP

LCS (1C16035-BS1) Prepared: 03/16/2021 15:08 Analyzed: 03/16/2021 17:55

Analyte	Result	Flag	PQL	Units	Spike Level	Source Result	%REC	%REC Limits	RPD	RPD Limit	Notes
Chloride	49		5.0	mg/L	50.0		97	90-110			
Nitrate as N	24		1.0	mg/L	25.0		96	90-110			

Matrix Spike (1C16035-MS1) Prepared: 03/16/2021 15:08 Analyzed: 03/16/2021 18:38

Source: AE00518-02

Analyte	Result	Flag	PQL	Units	Spike Level	Source Result	%REC	%REC Limits	RPD	RPD Limit	Notes
Chloride	53		5.0	mg/L	50.0	3.7	99	90-110			
Nitrate as N	24		1.0	mg/L	25.0	0.052 U	95	90-110			

Matrix Spike (1C16035-MS2) Prepared: 03/16/2021 15:08 Analyzed: 03/16/2021 19:20

Source: AE00518-03

Analyte	Result	Flag	PQL	Units	Spike Level	Source Result	%REC	%REC Limits	RPD	RPD Limit	Notes
Chloride	70		5.0	mg/L	50.0	19	103	90-110			
Nitrate as N	24		1.0	mg/L	25.0	0.052 U	95	90-110			

Matrix Spike Dup (1C16035-MSD1) Prepared: 03/16/2021 15:08 Analyzed: 03/16/2021 18:52

Source: AE00518-02

Analyte	Result	Flag	PQL	Units	Spike Level	Source Result	%REC	%REC Limits	RPD	RPD Limit	Notes
Chloride	54		5.0	mg/L	50.0	3.7	101	90-110	2	10	
Nitrate as N	24		1.0	mg/L	25.0	0.052 U	97	90-110	2	10	

This report relates only to the sample as received by the laboratory, and may only be reproduced in full.

QUALITY CONTROL DATA

Classical Chemistry Parameters - Quality Control

Batch 1C16035 - NO PREP - Continued

Matrix Spike Dup (1C16035-MSD2) Prepared: 03/16/2021 15:08 Analyzed: 03/16/2021 19:34

Source: AE00518-03

Analyte	Result	Flag	PQL	Units	Spike Level	Source Result	%REC	%REC Limits	RPD	RPD Limit	Notes
Chloride	70		5.0	mg/L	50.0	19	102	90-110	0.9	10	
Nitrate as N	24		1.0	mg/L	25.0	0.052 U	94	90-110	1	10	

Batch 1C17002 - NO PREP

Blank (1C17002-BLK1) Prepared: 03/17/2021 06:16 Analyzed: 03/17/2021 09:36

Analyte	Result	Flag	PQL	Units	Spike Level	Source Result	%REC	%REC Limits	RPD	RPD Limit	Notes
Ammonia as N	0.0098	U	0.020	mg/L							

LCS (1C17002-BS1) Prepared: 03/17/2021 06:16 Analyzed: 03/17/2021 09:38

Analyte	Result	Flag	PQL	Units	Spike Level	Source Result	%REC	%REC Limits	RPD	RPD Limit	Notes
Ammonia as N	0.98		0.020	mg/L	1.00		98	90-110			

Matrix Spike (1C17002-MS1) Prepared: 03/17/2021 06:16 Analyzed: 03/17/2021 09:44

Source: AE00518-02

Analyte	Result	Flag	PQL	Units	Spike Level	Source Result	%REC	%REC Limits	RPD	RPD Limit	Notes
Ammonia as N	1.0		0.020	mg/L	1.00	0.030	98	90-110			

Matrix Spike (1C17002-MS2) Prepared: 03/17/2021 06:16 Analyzed: 03/17/2021 09:47

Source: AE00518-03

Analyte	Result	Flag	PQL	Units	Spike Level	Source Result	%REC	%REC Limits	RPD	RPD Limit	Notes
Ammonia as N	1.1		0.020	mg/L	1.00	0.0098 U	106	90-110			

Matrix Spike Dup (1C17002-MSD1) Prepared: 03/17/2021 06:16 Analyzed: 03/17/2021 09:45

Source: AE00518-02

Analyte	Result	Flag	PQL	Units	Spike Level	Source Result	%REC	%REC Limits	RPD	RPD Limit	Notes
Ammonia as N	1.0		0.020	mg/L	1.00	0.030	99	90-110	1	10	

Batch 1C18001 - NO PREP

Blank (1C18001-BLK1) Prepared: 03/18/2021 09:17 Analyzed: 03/22/2021 16:53

Analyte	Result	Flag	PQL	Units	Spike Level	Source Result	%REC	%REC Limits	RPD	RPD Limit	Notes
Total Dissolved Solids	10	U	10	mg/L							

LCS (1C18001-BS1) Prepared: 03/18/2021 09:17 Analyzed: 03/22/2021 16:53

Analyte	Result	Flag	PQL	Units	Spike Level	Source Result	%REC	%REC Limits	RPD	RPD Limit	Notes
Total Dissolved Solids	100		10	mg/L	100		100	90-110			

Duplicate (1C18001-DUP1) Prepared: 03/18/2021 09:17 Analyzed: 03/22/2021 16:53

Source: AE00925-01

Analyte	Result	Flag	PQL	Units	Spike Level	Source Result	%REC	%REC Limits	RPD	RPD Limit	Notes
Total Dissolved Solids	220		10	mg/L		220			0.9	20	

Batch 1C19015 - NO PREP

This report relates only to the sample as received by the laboratory, and may only be reproduced in full.

QUALITY CONTROL DATA

Classical Chemistry Parameters - Quality Control

Batch 1C19015 - NO PREP - Continued

Blank (1C19015-BLK1) Prepared: 03/22/2021 09:17 Analyzed: 03/24/2021 11:32

Analyte	Result	Flag	PQL	Units	Spike Level	Source Result	%REC	%REC Limits	RPD	RPD Limit	Notes
Total Dissolved Solids	10	U	10	mg/L							

LCS (1C19015-BS1) Prepared: 03/22/2021 09:17 Analyzed: 03/24/2021 11:32

Analyte	Result	Flag	PQL	Units	Spike Level	Source Result	%REC	%REC Limits	RPD	RPD Limit	Notes
Total Dissolved Solids	94		10	mg/L	100		94	90-110			

Duplicate (1C19015-DUP1) Prepared: 03/22/2021 09:17 Analyzed: 03/24/2021 11:32

Source: AE00518-02

Analyte	Result	Flag	PQL	Units	Spike Level	Source Result	%REC	%REC Limits	RPD	RPD Limit	Notes
Total Dissolved Solids	16		10	mg/L		18			12	20	

This report relates only to the sample as received by the laboratory, and may only be reproduced in full.

FLAGS/NOTES AND DEFINITIONS

PQL	PQL: Practical Quantitation Limit. The PQL presented is the laboratory MRL.
B	Results are based upon membrane filter colony counts that are outside the method indicated ideal range.
I	The reported value is between the laboratory method detection limit (MDL) and the practical quantitation limit (PQL).
J	Estimated value.
K	Off-scale low; Actual value is known to be less than the value given.
L	Off-scale high; Actual value is known to be greater than value given.
M	Presence of analyte is verified but not quantified; the actual value is less than the MRL but greater than the MDL.
N	Presumptive evidence of presence of material.
O	Sampled, but analysis lost or not performed.
Q	Sample exceeded the accepted holding time.
T	Value reported is less than the laboratory method detection limit. The value is reported for informational purposes only and shall not be used in statistical analysis.
U	Indicates that the compound was analyzed for but not detected.
V	Indicates that the analyte was detected in both the sample and the associated method blank.
Y	The laboratory analysis was from an improperly preserved sample. The data may not be accurate.
Z	Too many colonies were present (TNTC); the numeric value represents the filtration volume.
?	Data are rejected and should not be used. Some or all of the quality control data for the analyte were outside criteria, and the presence or absence of the analyte cannot be determined from the data.
*****	Not reported due to interference.
[CALC]	Calculated analyte - MDL/MRL reported to the highest reporting limit of the component analyses.
QL-02	The associated laboratory control sample exhibited high bias; since the result is ND, there is no impact.
QM-07	The spike recovery was outside acceptance limits for the MS and/or MSD. The batch was accepted based on acceptable LCS recovery.
QM-11	Precision between duplicate matrix spikes of the same sample was outside acceptance limits.
QM-19	The spike recovery was outside acceptance limits for the MS and/or MSD.
QS-03	Surrogate recovery outside acceptance limits
QV-01	The associated continuing calibration verification standard exhibited high bias; since the result is ND, there is no impact.

This report relates only to the sample as received by the laboratory, and may only be reproduced in full.

ENVIRONMENTAL CONSERVATION LABORATORIES CHAIN-OF-CUSTODY RECORD

www.encolabs.com

10775 Central Port Dr.
Orlando, FL 32824
(407) 826-5314

4810 Executive Park Court, Suite 111
Jacksonville, FL 32216-6069
(904) 296-3007 Fax (904) 296-6210

102-A Woodwinds Industrial Ct.
Cary, NC 27511
(919) 467-3090 Fax (919) 467-3515

Client Name: Angelo's Recycled Materials (AN010)	Project Number: 87895
Address: 4140 NW 37th Place, Suite A	Project Name/Desc: ENTERPRISE LF & RECYC (FKA SID LARKIN & SON, INC.)
City/ST/Zip: Gainesville, FL 32606	PO # / Billing Info:
Tel: (352) 521-3607 Fax:	Reporting Contact: Walker Wrenn
Sampler(s) Name, Affiliation (Print): Chris Monaco Ideal Tech Services	Billing Contact: John Arnold
Sampler(s) Signature:	Site Location / Time Zone: FL/EST

Requested Turnaround Times

Note : Rush requests subject to acceptance by the facility

X Standard

___ Expedited

Due ___/___/___

Lab Workorder: AE01380

Requested Analyses: 8011; 8260D Appendix 1 FL; Chloride 300, Nitrate as N 300, TDS SM2540C; Ammonia 350.1; Ag,As,Ba,Be,Cd,Co,Cr,Cu,Fe,Hg,Na,Ni,Pb,Sb,Se,Tl,V,Zn

Preservation (See Codes) (Combine as necessary)

Item #	Sample ID (Field Identification)	Collection Date	Collection Time	Comp / Grab	Matrix (see codes)	Total # of Containers	I	IH	I	IS	N						Sample Comments
	MW-18B	3-15-21	1103	Grab	GW	8	2	3	1	1	1						
	MW-19A	3-15-21	1140	Grab	GW	8	2	3	1	1	1						
	MW-20B	3-15-21	1228	Grab	GW	8	2	3	1	1	1						
	MW-24B	3-15-21	1303	Grab	GW	8	2	3	1	1	1						
	MW-24A	3-15-21	1401	Grab	GW	8	2	3	1	1	1						
	MW-21A	3-15-21	1435	Grab	GW	8	2	3	1	1	1						
	DUP	3-15-21	1435	Grab	GW	8	2	3	1	1	1						
	EQBlank	3-15-21	1234	Grab	O	8	2	3	1	1	1						Field DI Water
	MW-22B	3-15-21	1528	Grab	GW	8	2	3	1	1	1						
	MW-22A	3-15-21	1552	Grab	GW	8	2	3	1	1	1						
	MW-23B	3-15-21	1627	Grab	GW	8	2	3	1	1	1						
	trip blank 3	-	-	Grab	O	2	-	2	-	-	-						Lab Supplied

<-- Total # of Containers

Sample Kit Prepared By: ECG	Date/Time: 02/26/21 14:55	Relinquished By: [signature]	Date/Time: 02/26/21 14:55
Received By: Karen LeBeau	Date/Time: 3/18/21 0800	Comments/Special Reporting Requirements:	
Relinquished By: Karen LeBeau	Date/Time: 3-16-21 1145	Received By: [signature]	Date/Time: 3/16 1145
Relinquished By: [signature]	Date/Time: 3/16 1255	Received By: [signature]	Date/Time: 3/16/21 1255
Cooler #'s & Temps on Receipt: C-784 0.3°C, C-376 °C		Condition Upon Receipt: ___ Acceptable ___ Unacceptable	

Matrix : GW-Groundwater SO-Soil DW-Drinking Water SE-Sediment SW-Surface Water WW-Wastewater A-Air O-Other (detail in comments)

Preservation: I-Ice H-HCl N-HNO3 S-H2SO4 NO-NaOH O-Other (detail in comments)

Note : All samples submitted to ENCO Labs are in accordance with the terms and conditions listed on the reverse of this form, unless prior written agreements exist

ENVIRONMENTAL CONSERVATION LABORATORIES CHAIN-OF-CUSTODY RECORD

www.encolabs.com

10775 Central Port Dr.
Orlando, FL 32824
(407) 826-5314

4810 Executive Park Court, Suite 111
Jacksonville, FL 32216-6069
(904) 296-3007 Fax (904) 296-6210

102-A Woodwinds Industrial Ct.
Cary, NC 27511
(919) 467-3090 Fax (919) 467-3515

Client Name: Angelo's Recycled Materials (AN010)	Project Number: 87895
Address: 4140 NW 37th Place, Suite A	Project Name/Desc: ENTERPRISE LF & RECYC (FKA SID LARKIN & SON, INC.)
City/ST/Zip: Gainesville, FL 32606	PO # / Billing Info:
Tel: (352) 521-3607 Fax:	Reporting Contact: Walker Wrenn
Sampler(s) Name, Affiliation (Print): Chris Monaco Ideal Tech Services	Billing Contact: John Arnold
Sampler(s) Signature:	Site Location / Time Zone: FL/EST

Requested Analyses: 8011; 8260D Appendix 1 FL; Chloride 300,Nitrate as N 300,TDS SM2540C; Ammonia 350.1; Ag,As,Ba,Be,Cd,Co,Cr,Cu,Fe,Hg,Na,Ni,Pb,Sb,Se,Tl,V,Zn

Requested Turnaround Times

Note : Rush requests subject to acceptance by the facility

X Standard

___ Expedited

Due ___/___/___

Lab Workorder: AE01380

Preservation (See Codes) (Combine as necessary)

Item #	Sample ID (Field Identification)	Collection Date	Collection Time	Comp / Grab	Matrix (see codes)	Total # of Containers	I	IH	I	IS	N						Sample Comments
	MW-10B	3-16-21	0955		GW	8	2	3	1	1	1						
	MW-9B	3-16-21	1024		GW	8	2	3	1	1	1						
	MW-8B	3-16-21	1048		GW	8	2	3	1	1	1						
	trip blankL2	-	-	Grab	O	2	-	2	-	-	-						Lab Supplied

<-- Total # of Containers

Sample Kit Prepared By: ECG	Date/Time: 02/26/21 14:55	Relinquished By: [signature]	Date/Time: 02/26/21 14:55
Received By: Karen LeBeau	Date/Time: 3/8/21 0800	Comments/Special Reporting Requirements:	
Relinquished By: Karen LeBeau	Date/Time: 3-16-21 1145	Received By: [signature] 3/16	Date/Time: 1145
Relinquished By: [signature]	Date/Time: 3/16 1255	Received By: [signature]	Date/Time: 3/16/21 1255
Cooler #'s & Temps on Receipt: C-784 0.3°C C-376 0.2°C		Condition Upon Receipt: ___ Acceptable ___ Unacceptable	

Matrix : **GW**-Groundwater **SO**-Soil **DW**-Drinking Water **SE**-Sediment **SW**-Surface Water **WW**-Wastewater **A**-Air **O**-Other (detail in comments)

Preservation: **I**-Ice **H**-HCl **N**-HNO3 **S**-H2SO4 **NO**-NaOH **O**-Other (detail in comments)

Note : All samples submitted to ENCO Labs are in accordance with the terms and conditions listed on the reverse of this form, unless prior written agreements exist

ENCO Laboratories

Accurate. Timely. Responsive. Innovative.

10775 Central Port Drive
Orlando FL, 32824
Phone: 407.826.5314 FAX: 407.850.6945

Wednesday, March 31, 2021
Angelo's Recycled Materials (AN010)
Attn: Walker Wrenn
4140 NW 37th Place, Suite A
Gainesville, FL 32606

RE: Laboratory Results for
Project Number: 87895, Project Name/Desc: ENTERPRISE LF & RECYC (FKA SID LARKIN & SON, INC.)
ENCO Workorder(s): AE02150

Dear Walker Wrenn,

Enclosed is a copy of your laboratory report for test samples received by our laboratory on Wednesday, March 17, 2021.

Unless otherwise noted in an attached project narrative, all samples were received in acceptable condition and processed in accordance with the referenced methods/procedures. Results for these procedures apply only to the samples as submitted.

The analytical results contained in this report are in compliance with NELAC standards, except as noted in the project narrative if applicable. This report shall not be reproduced except in full, without the written approval of the Laboratory.

This report contains only those analyses performed by Environmental Conservation Laboratories. Unless otherwise noted, all analyses were performed at ENCO Orlando. Data from outside organizations will be reported under separate cover.

If you have any questions or require further information, please do not hesitate to contact me.

Sincerely,

Carlene S. Pasipanki

Carlene S Pasipanki

Project Manager

Enclosure(s)

www.encolabs.com

SAMPLE SUMMARY/LABORATORY CHRONICLE

Client ID: MW-7A | **Lab ID: AE02150-01** | **Sampled: 03/16/21 11:17** | **Received: 03/17/21 14:17**

Parameter	Preparation	Hold Date/Time(s)				Prep Date/Time(s)		Analysis Date/Time(s)
EPA 300.0	NO PREP	03/18/21	11:17			03/17/21	10:28	03/17/21 20:17
EPA 300.0	NO PREP	04/13/21				03/17/21	10:28	03/17/21 20:17
EPA 350.1	NO PREP	04/13/21				03/18/21	11:52	03/19/21 08:46
EPA 6020B	EPA 3005A	09/12/21				03/18/21	13:02	03/22/21 13:54
EPA 7470A	EPA 7470A	04/13/21				03/18/21	15:14	03/19/21 09:58
EPA 8011	EPA 504/8011	03/30/21				03/22/21	13:31	03/23/21 22:03
EPA 8260D	EPA 5030B_MS	03/30/21				03/18/21	10:34	03/18/21 10:57
Field	*** DEFAULT PREP ***	03/16/21	11:31			03/16/21	11:17	03/16/21 11:17
Field	*** DEFAULT PREP ***	03/17/21	11:17	03/17/21	11:17	03/16/21	11:17	03/16/21 11:17
Field	*** DEFAULT PREP ***	03/18/21	11:17			03/16/21	11:17	03/16/21 11:17
SM 2540C-2011	NO PREP	03/23/21				03/22/21	11:34	03/24/21 14:39

Client ID: MW-7BR | **Lab ID: AE02150-02** | **Sampled: 03/16/21 11:54** | **Received: 03/17/21 14:17**

Parameter	Preparation	Hold Date/Time(s)				Prep Date/Time(s)		Analysis Date/Time(s)
EPA 300.0	NO PREP	03/18/21	11:54			03/17/21	10:28	03/17/21 20:31
EPA 300.0	NO PREP	04/13/21				03/17/21	10:28	03/17/21 20:31
EPA 350.1	NO PREP	04/13/21				03/18/21	11:52	03/19/21 08:51
EPA 6020B	EPA 3005A	09/12/21				03/18/21	13:02	03/22/21 15:28
EPA 7470A	EPA 7470A	04/13/21				03/18/21	15:14	03/19/21 10:01
EPA 8011	EPA 504/8011	03/30/21				03/22/21	13:31	03/23/21 22:18
EPA 8260D	EPA 5030B_MS	03/30/21				03/18/21	10:34	03/18/21 11:25
Field	*** DEFAULT PREP ***	03/16/21	12:08			03/16/21	11:54	03/16/21 11:54
Field	*** DEFAULT PREP ***	03/17/21	11:54	03/17/21	11:54	03/16/21	11:54	03/16/21 11:54
Field	*** DEFAULT PREP ***	03/18/21	11:54			03/16/21	11:54	03/16/21 11:54
SM 2540C-2011	NO PREP	03/23/21				03/22/21	11:34	03/24/21 14:39

Client ID: MW-6B | **Lab ID: AE02150-03** | **Sampled: 03/16/21 12:31** | **Received: 03/17/21 14:17**

Parameter	Preparation	Hold Date/Time(s)				Prep Date/Time(s)		Analysis Date/Time(s)
EPA 300.0	NO PREP	03/18/21	12:31			03/17/21	10:28	03/17/21 20:45
EPA 300.0	NO PREP	04/13/21				03/17/21	10:28	03/17/21 20:45
EPA 350.1	NO PREP	04/13/21				03/18/21	11:52	03/19/21 08:52
EPA 6020B	EPA 3005A	09/12/21				03/18/21	13:02	03/22/21 15:32
EPA 7470A	EPA 7470A	04/13/21				03/18/21	15:14	03/19/21 10:04
EPA 8011	EPA 504/8011	03/30/21				03/22/21	13:31	03/23/21 22:34
EPA 8260D	EPA 5030B_MS	03/30/21				03/18/21	10:34	03/18/21 11:52
Field	*** DEFAULT PREP ***	03/16/21	12:45			03/16/21	12:31	03/16/21 12:31
Field	*** DEFAULT PREP ***	03/17/21	12:31	03/17/21	12:31	03/16/21	12:31	03/16/21 12:31
Field	*** DEFAULT PREP ***	03/18/21	12:31			03/16/21	12:31	03/16/21 12:31
SM 2540C-2011	NO PREP	03/23/21				03/22/21	11:34	03/24/21 14:39

This report relates only to the sample as received by the laboratory, and may only be reproduced in full.

www.encolabs.com

SAMPLE SUMMARY/LABORATORY CHRONICLE

Client ID: MW-5BR | **Lab ID: AE02150-04** | **Sampled: 03/16/21 13:14** | **Received: 03/17/21 14:17**

Parameter	Preparation	Hold Date/Time(s)				Prep Date/Time(s)		Analysis Date/Time(s)
EPA 300.0	NO PREP	03/18/21	13:14			03/17/21	10:28	03/17/21 20:59
EPA 300.0	NO PREP	04/13/21				03/17/21	10:28	03/17/21 20:59
EPA 350.1	NO PREP	04/13/21				03/18/21	11:52	03/19/21 08:56
EPA 6020B	EPA 3005A	09/12/21				03/18/21	13:02	03/22/21 15:57
EPA 7470A	EPA 7470A	04/13/21				03/18/21	15:14	03/19/21 10:07
EPA 8011	EPA 504/8011	03/30/21				03/22/21	13:31	03/23/21 22:50
EPA 8260D	EPA 5030B_MS	03/30/21				03/18/21	10:34	03/18/21 12:20
Field	*** DEFAULT PREP ***	03/16/21	13:28			03/16/21	13:14	03/16/21 13:14
Field	*** DEFAULT PREP ***	03/17/21	13:14	03/17/21	13:14	03/16/21	13:14	03/16/21 13:14
Field	*** DEFAULT PREP ***	03/18/21	13:14			03/16/21	13:14	03/16/21 13:14
SM 2540C-2011	NO PREP	03/23/21				03/22/21	11:34	03/24/21 14:39

Client ID: MW-5AR | **Lab ID: AE02150-05** | **Sampled: 03/16/21 13:38** | **Received: 03/17/21 14:17**

Parameter	Preparation	Hold Date/Time(s)				Prep Date/Time(s)		Analysis Date/Time(s)
EPA 300.0	NO PREP	03/18/21	13:38			03/17/21	16:27	03/18/21 02:06
EPA 300.0	NO PREP	04/13/21				03/17/21	16:27	03/18/21 02:06
EPA 350.1	NO PREP	04/13/21				03/18/21	11:52	03/19/21 08:57
EPA 6020B	EPA 3005A	09/12/21				03/18/21	13:02	03/22/21 16:01
EPA 7470A	EPA 7470A	04/13/21				03/18/21	15:14	03/19/21 10:10
EPA 8011	EPA 504/8011	03/30/21				03/22/21	13:31	03/23/21 23:05
EPA 8260D	EPA 5030B_MS	03/30/21				03/18/21	10:34	03/18/21 12:48
Field	*** DEFAULT PREP ***	03/16/21	13:52			03/16/21	13:38	03/16/21 13:38
Field	*** DEFAULT PREP ***	03/17/21	13:38	03/17/21	13:38	03/16/21	13:38	03/16/21 13:38
Field	*** DEFAULT PREP ***	03/18/21	13:38			03/16/21	13:38	03/16/21 13:38
SM 2540C-2011	NO PREP	03/23/21				03/22/21	11:34	03/24/21 14:39

Client ID: MW-4B | **Lab ID: AE02150-06** | **Sampled: 03/16/21 14:08** | **Received: 03/17/21 14:17**

Parameter	Preparation	Hold Date/Time(s)				Prep Date/Time(s)		Analysis Date/Time(s)
EPA 300.0	NO PREP	03/18/21	14:08			03/17/21	16:27	03/18/21 02:21
EPA 300.0	NO PREP	04/13/21				03/17/21	16:27	03/18/21 02:21
EPA 350.1	NO PREP	04/13/21				03/18/21	11:52	03/19/21 08:58
EPA 6020B	EPA 3005A	09/12/21				03/18/21	13:02	03/22/21 16:05
EPA 7470A	EPA 7470A	04/13/21				03/18/21	15:14	03/19/21 10:14
EPA 8011	EPA 504/8011	03/30/21				03/22/21	13:31	03/23/21 23:21
EPA 8260D	EPA 5030B_MS	03/30/21				03/18/21	10:34	03/18/21 13:16
Field	*** DEFAULT PREP ***	03/16/21	14:22			03/16/21	14:08	03/16/21 14:08
Field	*** DEFAULT PREP ***	03/17/21	14:08	03/17/21	14:08	03/16/21	14:08	03/16/21 14:08
Field	*** DEFAULT PREP ***	03/18/21	14:08			03/16/21	14:08	03/16/21 14:08
SM 2540C-2011	NO PREP	03/23/21				03/22/21	11:34	03/24/21 14:39

Client ID: TRIP BLANK 1 | **Lab ID: AE02150-07** | **Sampled: 03/17/21 00:00** | **Received: 03/17/21 14:17**

Parameter	Preparation	Hold Date/Time(s)	Prep Date/Time(s)	Analysis Date/Time(s)
EPA 8260D	EPA 5030B_MS	03/31/21	03/18/21 10:34	03/18/21 13:44

This report relates only to the sample as received by the laboratory, and may only be reproduced in full.

www.encolabs.com

SAMPLE SUMMARY/LABORATORY CHRONICLE

Client ID: BW-1B **Lab ID: AE02150-08** **Sampled: 03/17/21 12:20** **Received: 03/17/21 14:17**

Parameter	Preparation	Hold Date/Time(s)				Prep Date/Time(s)		Analysis Date/Time(s)
EPA 300.0	NO PREP	03/19/21	12:20			03/17/21	16:27	03/18/21 02:51
EPA 300.0	NO PREP	04/14/21				03/17/21	16:27	03/18/21 02:51
EPA 350.1	NO PREP	04/14/21				03/18/21	11:52	03/19/21 08:59
EPA 6020B	EPA 3005A	09/13/21				03/18/21	13:02	03/22/21 16:09
EPA 7470A	EPA 7470A	04/14/21				03/18/21	15:14	03/19/21 10:17
EPA 8011	EPA 504/8011	03/31/21				03/22/21	13:31	03/23/21 23:36
EPA 8260D	EPA 5030B_MS	03/31/21				03/18/21	14:09	03/19/21 04:11
Field	*** DEFAULT PREP ***	03/17/21	12:34			03/17/21	12:20	03/17/21 12:20
Field	*** DEFAULT PREP ***	03/18/21	12:20	03/18/21	12:20	03/17/21	12:20	03/17/21 12:20
Field	*** DEFAULT PREP ***	03/19/21	12:20			03/17/21	12:20	03/17/21 12:20
SM 2540C-2011	NO PREP	03/24/21				03/23/21	08:54	03/25/21 08:00

Client ID: Supply Well **Lab ID: AE02150-09** **Sampled: 03/17/21 12:43** **Received: 03/17/21 14:17**

Parameter	Preparation	Hold Date/Time(s)				Prep Date/Time(s)		Analysis Date/Time(s)
EPA 300.0	NO PREP	03/19/21	12:43			03/17/21	16:27	03/18/21 03:06
EPA 300.0	NO PREP	04/14/21				03/17/21	16:27	03/18/21 03:06
EPA 350.1	NO PREP	04/14/21				03/18/21	11:52	03/19/21 09:00
EPA 6020B	EPA 3005A	09/13/21				03/18/21	13:02	03/22/21 16:13
EPA 7470A	EPA 7470A	04/14/21				03/18/21	15:14	03/19/21 10:20
EPA 8011	EPA 504/8011	03/31/21				03/22/21	13:31	03/23/21 23:52
EPA 8260D	EPA 5030B_MS	03/31/21				03/18/21	14:09	03/19/21 04:39
Field	*** DEFAULT PREP ***	03/17/21	12:57			03/17/21	12:43	03/17/21 12:43
Field	*** DEFAULT PREP ***	03/18/21	12:43	03/18/21	12:43	03/17/21	12:43	03/17/21 12:43
Field	*** DEFAULT PREP ***	03/19/21	12:43			03/17/21	12:43	03/17/21 12:43
SM 2540C-2011	NO PREP	03/24/21				03/23/21	08:54	03/25/21 08:00

This report relates only to the sample as received by the laboratory, and may only be reproduced in full.

www.encolabs.com

SAMPLE DETECTION SUMMARY

Client ID: MW-7A **Lab ID: AE02150-01**

Analyte	Results	Flag	MDL	PQL	Units	Method	Notes
Arsenic - Total	9.56	I	5.00	10.0	ug/L	EPA 6020B	
Benzene	0.74	I	0.71	1.0	ug/L	EPA 8260D	
Cadmium - Total	0.549	I	0.500	3.00	ug/L	EPA 6020B	
Chloride	10		0.29	5.0	mg/L	EPA 300.0	
Cobalt - Total	5.76	I	5.00	10.0	ug/L	EPA 6020B	
Depth to Water	31.65				Ft	Field	
Dissolved Oxygen	0.21		0	0	mg/L	Field	
Iron - Total	8260		25.0	50.0	ug/L	EPA 6020B	
Mercury - Total	0.0325	I	0.0230	0.200	ug/L	EPA 7470A	
Oxidation/Reduction Potential	190		-999	-999	mV	Field	
pH	5.36				pH Units	Field	
Sodium - Total	9.59		0.320	1.00	mg/L	EPA 6020B	
Specific Conductance (EC)	286		0	0	umhos/cm	Field	
Temperature	26.5		0	0	°C	Field	
Total Dissolved Solids	110		10	10	mg/L	SM 2540C-2011	
Turbidity	15.3		0	0	NTU	Field	
Water Elevation	69.07				Ft	Field	

Client ID: MW-7BR **Lab ID: AE02150-02**

Analyte	Results	Flag	MDL	PQL	Units	Method	Notes
Chloride	5.7		0.29	5.0	mg/L	EPA 300.0	
Depth to Water	34.04				Ft	Field	
Dissolved Oxygen	0.82		0	0	mg/L	Field	
Iron - Total	34.7	I	25.0	50.0	ug/L	EPA 6020B	
Nitrate as N	0.73	I	0.052	1.0	mg/L	EPA 300.0	
Oxidation/Reduction Potential	208		-999	-999	mV	Field	
pH	7.22				pH Units	Field	
Sodium - Total	3.84		0.320	1.00	mg/L	EPA 6020B	
Specific Conductance (EC)	320		0	0	umhos/cm	Field	
Temperature	25.5		0	0	°C	Field	
Total Dissolved Solids	140		10	10	mg/L	SM 2540C-2011	
Turbidity	10.5		0	0	NTU	Field	
Vanadium - Total	5.81	I	5.00	10.0	ug/L	EPA 6020B	
Water Elevation	69.23				Ft	Field	

Client ID: MW-6B **Lab ID: AE02150-03**

Analyte	Results	Flag	MDL	PQL	Units	Method	Notes
Chloride	6.9		0.29	5.0	mg/L	EPA 300.0	
Depth to Water	29.2				Ft	Field	
Dissolved Oxygen	0.86		0	0	mg/L	Field	
Nitrate as N	0.76	I	0.052	1.0	mg/L	EPA 300.0	
Oxidation/Reduction Potential	256		-999	-999	mV	Field	
pH	7.33				pH Units	Field	
Sodium - Total	4.45		0.320	1.00	mg/L	EPA 6020B	
Specific Conductance (EC)	372		0	0	umhos/cm	Field	
Temperature	25.2		0	0	°C	Field	
Total Dissolved Solids	170		10	10	mg/L	SM 2540C-2011	
Turbidity	0.5		0	0	NTU	Field	
Water Elevation	59.9				Ft	Field	

This report relates only to the sample as received by the laboratory, and may only be reproduced in full.

SAMPLE DETECTION SUMMARY

Client ID: MW-5BR **Lab ID: AE02150-04**

Analyte	Results	Flag	MDL	PQL	Units	Method	Notes
Chloride	15		0.29	5.0	mg/L	EPA 300.0	
Depth to Water	25.92				Ft	Field	
Dissolved Oxygen	0.57		0	0	mg/L	Field	
Mercury - Total	2.24		0.0230	0.200	ug/L	EPA 7470A	
Nitrate as N	0.49	I	0.052	1.0	mg/L	EPA 300.0	
Oxidation/Reduction Potential	234		-999	-999	mV	Field	
pH	6.77				pH Units	Field	
Sodium - Total	5.42		0.320	1.00	mg/L	EPA 6020B	
Specific Conductance (EC)	453		0	0	umhos/cm	Field	
Temperature	24.9		0	0	°C	Field	
Total Dissolved Solids	220		10	10	mg/L	SM 2540C-2011	
Turbidity	0.1		0	0	NTU	Field	
Water Elevation	68.4				Ft	Field	

Client ID: MW-5AR **Lab ID: AE02150-05**

Analyte	Results	Flag	MDL	PQL	Units	Method	Notes
Chloride	33		0.29	5.0	mg/L	EPA 300.0	
Depth to Water	18.56				Ft	Field	
Dissolved Oxygen	0.2		0	0	mg/L	Field	
Iron - Total	1710		25.0	50.0	ug/L	EPA 6020B	
Oxidation/Reduction Potential	216.4		-999	-999	mV	Field	
pH	5.23				pH Units	Field	
Sodium - Total	12.8		0.320	1.00	mg/L	EPA 6020B	
Specific Conductance (EC)	247		0	0	umhos/cm	Field	
Temperature	25.8		0	0	°C	Field	
Total Dissolved Solids	100		10	10	mg/L	SM 2540C-2011	
Turbidity	0.8		0	0	NTU	Field	
Water Elevation	76.35				Ft	Field	

Client ID: MW-4B **Lab ID: AE02150-06**

Analyte	Results	Flag	MDL	PQL	Units	Method	Notes
Chloride	4.4	I	0.29	5.0	mg/L	EPA 300.0	
Depth to Water	28.1				Ft	Field	
Dissolved Oxygen	3.69		0	0	mg/L	Field	
Nitrate as N	0.45	I	0.052	1.0	mg/L	EPA 300.0	
Oxidation/Reduction Potential	280		-999	-999	mV	Field	
pH	7.23				pH Units	Field	
Sodium - Total	4.25		0.320	1.00	mg/L	EPA 6020B	
Specific Conductance (EC)	273		0	0	umhos/cm	Field	
Temperature	24.7		0	0	°C	Field	
Total Dissolved Solids	100		10	10	mg/L	SM 2540C-2011	
Turbidity	0.1		0	0	NTU	Field	
Water Elevation	72.77				Ft	Field	

Client ID: BW-1B **Lab ID: AE02150-08**

Analyte	Results	Flag	MDL	PQL	Units	Method	Notes
Chloride	14		0.29	5.0	mg/L	EPA 300.0	
Depth to Water	53.66				Ft	Field	
Dissolved Oxygen	6.69		0	0	mg/L	Field	
Nitrate as N	5.2		0.052	1.0	mg/L	EPA 300.0	
Oxidation/Reduction Potential	319.7		-999	-999	mV	Field	
pH	6.44				pH Units	Field	
Sodium - Total	8.22		0.320	1.00	mg/L	EPA 6020B	
Specific Conductance (EC)	255		0	0	umhos/cm	Field	
Temperature	25.2		0	0	°C	Field	
Total Dissolved Solids	140		10	10	mg/L	SM 2540C-2011	
Turbidity	0.4		0	0	NTU	Field	
Water Elevation	69.16				Ft	Field	

This report relates only to the sample as received by the laboratory, and may only be reproduced in full.

www.encolabs.com

SAMPLE DETECTION SUMMARY

Client ID: **Supply Well** **Lab ID:** **AE02150-09**

Analyte	Results	Flag	MDL	PQL	Units	Method	Notes
Ammonia as N	0.93		0.0098	0.020	mg/L	EPA 350.1	
Chloride	14		0.29	5.0	mg/L	EPA 300.0	
Copper - Total	2.83	I	2.50	10.0	ug/L	EPA 6020B	
Dissolved Oxygen	1.33		0	0	mg/L	Field	
Iron - Total	112		25.0	50.0	ug/L	EPA 6020B	
Nitrate as N	0.36	I	0.052	1.0	mg/L	EPA 300.0	
Oxidation/Reduction Potential	282.2		-999	-999	mV	Field	
pH	6.81				pH Units	Field	
Sodium - Total	9.23		0.320	1.00	mg/L	EPA 6020B	
Specific Conductance (EC)	453		0	0	umhos/cm	Field	
Temperature	24.6		0	0	°C	Field	
Total Dissolved Solids	230		10	10	mg/L	SM 2540C-2011	
Turbidity	2		0	0	NTU	Field	

This report relates only to the sample as received by the laboratory, and may only be reproduced in full.

www.encolabs.com

ANALYTICAL RESULTS

Description: MW-7A
Matrix: Ground Water
Project: ENTERPRISE LF & RECYC (FKA SID LARKIN & SON, INC.)

Lab Sample ID: AE02150-01
Sampled: 03/16/21 11:17
Sampled By: Chris Monaco

Received: 03/17/21 14:17
Work Order: AE02150

Volatile Organic Compounds by GCMS

^ - ENCO Orlando certified analyte [NELAC E83182]

Analyte [CAS Number]	Results	Flag	Units	DF	MDL	PQL	Batch	Method	Analyzed	By	Notes
1,1,1,2-Tetrachloroethane [630-20-6]^	0.61	U	ug/L	1	0.61	1.0	1C18011	EPA 8260D	03/18/21 10:57	KKW	
1,1,1-Trichloroethane [71-55-6]^	0.80	U	ug/L	1	0.80	1.0	1C18011	EPA 8260D	03/18/21 10:57	KKW	
1,1,2,2-Tetrachloroethane [79-34-5]^	0.54	U	ug/L	1	0.54	1.0	1C18011	EPA 8260D	03/18/21 10:57	KKW	
1,1,2-Trichloroethane [79-00-5]^	0.76	U	ug/L	1	0.76	1.0	1C18011	EPA 8260D	03/18/21 10:57	KKW	
1,1-Dichloroethane [75-34-3]^	0.62	U	ug/L	1	0.62	1.0	1C18011	EPA 8260D	03/18/21 10:57	KKW	
1,1-Dichloroethene [75-35-4]^	0.94	U	ug/L	1	0.94	1.0	1C18011	EPA 8260D	03/18/21 10:57	KKW	
1,2,3-Trichloropropane [96-18-4]^	0.64	U	ug/L	1	0.64	1.0	1C18011	EPA 8260D	03/18/21 10:57	KKW	
1,2-Dichlorobenzene [95-50-1]^	0.73	U	ug/L	1	0.73	1.0	1C18011	EPA 8260D	03/18/21 10:57	KKW	
1,2-Dichloroethane [107-06-2]^	0.63	U	ug/L	1	0.63	1.0	1C18011	EPA 8260D	03/18/21 10:57	KKW	
1,2-Dichloropropane [78-87-5]^	0.80	U	ug/L	1	0.80	1.0	1C18011	EPA 8260D	03/18/21 10:57	KKW	
1,4-Dichlorobenzene [106-46-7]^	0.76	U	ug/L	1	0.76	1.0	1C18011	EPA 8260D	03/18/21 10:57	KKW	
2-Butanone [78-93-3]^	4.5	U	ug/L	1	4.5	5.0	1C18011	EPA 8260D	03/18/21 10:57	KKW	
2-Hexanone [591-78-6]^	2.5	U	ug/L	1	2.5	5.0	1C18011	EPA 8260D	03/18/21 10:57	KKW	
4-Methyl-2-pentanone [108-10-1]^	2.5	U	ug/L	1	2.5	5.0	1C18011	EPA 8260D	03/18/21 10:57	KKW	
Acetone [67-64-1]^	10	U	ug/L	1	10	20	1C18011	EPA 8260D	03/18/21 10:57	KKW	QV-01
Acrylonitrile [107-13-1]^	5.0	U	ug/L	1	5.0	10	1C18011	EPA 8260D	03/18/21 10:57	KKW	QL-02
Benzene [71-43-2]^	**0.74**	I	ug/L	1	0.71	1.0	1C18011	EPA 8260D	03/18/21 10:57	KKW	
Bromochloromethane [74-97-5]^	0.94	U	ug/L	1	0.94	1.0	1C18011	EPA 8260D	03/18/21 10:57	KKW	
Bromodichloromethane [75-27-4]^	0.52	U	ug/L	1	0.52	1.0	1C18011	EPA 8260D	03/18/21 10:57	KKW	
Bromoform [75-25-2]^	0.75	U	ug/L	1	0.75	1.0	1C18011	EPA 8260D	03/18/21 10:57	KKW	
Bromomethane [74-83-9]^	0.95	U	ug/L	1	0.95	1.0	1C18011	EPA 8260D	03/18/21 10:57	KKW	QM-19, QV-01
Carbon disulfide [75-15-0]^	2.5	U	ug/L	1	2.5	5.0	1C18011	EPA 8260D	03/18/21 10:57	KKW	
Carbon tetrachloride [56-23-5]^	0.94	U	ug/L	1	0.94	1.0	1C18011	EPA 8260D	03/18/21 10:57	KKW	QV-01
Chlorobenzene [108-90-7]^	0.72	U	ug/L	1	0.72	1.0	1C18011	EPA 8260D	03/18/21 10:57	KKW	
Chloroethane [75-00-3]^	0.98	U	ug/L	1	0.98	1.0	1C18011	EPA 8260D	03/18/21 10:57	KKW	
Chloroform [67-66-3]^	0.80	U	ug/L	1	0.80	1.0	1C18011	EPA 8260D	03/18/21 10:57	KKW	
Chloromethane [74-87-3]^	0.82	U	ug/L	1	0.82	1.0	1C18011	EPA 8260D	03/18/21 10:57	KKW	QL-02, QV-01
cis-1,2-Dichloroethene [156-59-2]^	0.53	U	ug/L	1	0.53	1.0	1C18011	EPA 8260D	03/18/21 10:57	KKW	
cis-1,3-Dichloropropene [10061-01-5]^	0.59	U	ug/L	1	0.59	1.0	1C18011	EPA 8260D	03/18/21 10:57	KKW	
Dibromochloromethane [124-48-1]^	0.50	U	ug/L	1	0.50	1.0	1C18011	EPA 8260D	03/18/21 10:57	KKW	
Dibromomethane [74-95-3]^	0.84	U	ug/L	1	0.84	1.0	1C18011	EPA 8260D	03/18/21 10:57	KKW	
Ethylbenzene [100-41-4]^	0.69	U	ug/L	1	0.69	1.0	1C18011	EPA 8260D	03/18/21 10:57	KKW	
Iodomethane [74-88-4]^	2.5	U	ug/L	1	2.5	5.0	1C18011	EPA 8260D	03/18/21 10:57	KKW	QL-02, QV-01
m,p-Xylenes [108-38-3/106-42-3]^	1.3	U	ug/L	1	1.3	2.0	1C18011	EPA 8260D	03/18/21 10:57	KKW	
Methylene chloride [75-09-2]^	2.5	U	ug/L	1	2.5	5.0	1C18011	EPA 8260D	03/18/21 10:57	KKW	
o-Xylene [95-47-6]^	0.53	U	ug/L	1	0.53	1.0	1C18011	EPA 8260D	03/18/21 10:57	KKW	
Styrene [100-42-5]^	0.61	U	ug/L	1	0.61	1.0	1C18011	EPA 8260D	03/18/21 10:57	KKW	
Tetrachloroethene [127-18-4]^	0.76	U	ug/L	1	0.76	1.0	1C18011	EPA 8260D	03/18/21 10:57	KKW	
Toluene [108-88-3]^	0.72	U	ug/L	1	0.72	1.0	1C18011	EPA 8260D	03/18/21 10:57	KKW	
trans-1,2-Dichloroethene [156-60-5]^	0.73	U	ug/L	1	0.73	1.0	1C18011	EPA 8260D	03/18/21 10:57	KKW	
trans-1,3-Dichloropropene [10061-02-6]^	0.73	U	ug/L	1	0.73	1.0	1C18011	EPA 8260D	03/18/21 10:57	KKW	
trans-1,4-Dichloro-2-butene [110-57-6]^	0.79	U	ug/L	1	0.79	1.0	1C18011	EPA 8260D	03/18/21 10:57	KKW	
Trichloroethene [79-01-6]^	0.89	U	ug/L	1	0.89	1.0	1C18011	EPA 8260D	03/18/21 10:57	KKW	
Trichlorofluoromethane [75-69-4]^	0.94	U	ug/L	1	0.94	1.0	1C18011	EPA 8260D	03/18/21 10:57	KKW	

This report relates only to the sample as received by the laboratory, and may only be reproduced in full.

www.encolabs.com

ANALYTICAL RESULTS

Description: MW-7A
Matrix: Ground Water
Project: ENTERPRISE LF & RECYC (FKA SID LARKIN & SON, INC.)

Lab Sample ID: AE02150-01
Sampled: 03/16/21 11:17
Sampled By: Chris Monaco

Received: 03/17/21 14:17
Work Order: AE02150

Volatile Organic Compounds by GCMS

^ - ENCO Orlando certified analyte [NELAC E83182]

Analyte [CAS Number]	Results	Flag	Units	DF	MDL	PQL	Batch	Method	Analyzed	By	Notes
Vinyl acetate [108-05-4]^	2.5	U	ug/L	1	2.5	5.0	1C18011	EPA 8260D	03/18/21 10:57	KKW	
Vinyl chloride [75-01-4]^	0.71	U	ug/L	1	0.71	1.0	1C18011	EPA 8260D	03/18/21 10:57	KKW	
Xylenes (Total) [1330-20-7]^	1.3	U	ug/L	1	1.3	2.0	1C18011	EPA 8260D	03/18/21 10:57	KKW	

Surrogates	*Results*	*DF*	*Spike Lvl*	*% Rec*	*% Rec Limits*	*Batch*	*Method*	*Analyzed*	*By*	Notes
4-Bromofluorobenzene	*49*	*1*	*50.0*	*98 %*	*41-142*	*1C18011*	*EPA 8260D*	*03/18/21 10:57*	*KKW*	
Dibromofluoromethane	*52*	*1*	*50.0*	*103 %*	*53-146*	*1C18011*	*EPA 8260D*	*03/18/21 10:57*	*KKW*	
Toluene-d8	*54*	*1*	*50.0*	*108 %*	*41-146*	*1C18011*	*EPA 8260D*	*03/18/21 10:57*	*KKW*	

Semivolatile Organic Compounds by GC

^ - ENCO Orlando certified analyte [NELAC E83182]

Analyte [CAS Number]	Results	Flag	Units	DF	MDL	PQL	Batch	Method	Analyzed	By	Notes
1,2-Dibromo-3-chloropropane [96-12-8]^	0.012	U	ug/L	1	0.012	0.020	1C22029	EPA 8011	03/23/21 22:03	fcv	
1,2-Dibromoethane [106-93-4]^	0.010	U	ug/L	1	0.010	0.020	1C22029	EPA 8011	03/23/21 22:03	fcv	

Surrogates	*Results*	*DF*	*Spike Lvl*	*% Rec*	*% Rec Limits*	*Batch*	*Method*	*Analyzed*	*By*	Notes
1,1,1,2-Tetrachloroethane	*0.32*	*1*	*0.250*	*128 %*	*70-130*	*1C22029*	*EPA 8011*	*03/23/21 22:03*	*fcv*	

Metals by EPA 6000/7000 Series Methods

^ - ENCO Orlando certified analyte [NELAC E83182]

Analyte [CAS Number]	Results	Flag	Units	DF	MDL	PQL	Batch	Method	Analyzed	By	Notes
Mercury [7439-97-6]^	**0.0325**	I	ug/L	1	0.0230	0.200	1C18033	EPA 7470A	03/19/21 09:58	SSE	

Metals (total recoverable) by EPA 6000/7000 Series Methods

^ - ENCO Orlando certified analyte [NELAC E83182]

Analyte [CAS Number]	Results	Flag	Units	DF	MDL	PQL	Batch	Method	Analyzed	By	Notes
Antimony [7440-36-0]^	2.50	U	ug/L	1	2.50	5.00	1C18024	EPA 6020B	03/22/21 13:54	JMA	
Arsenic [7440-38-2]^	**9.56**	I	ug/L	1	5.00	10.0	1C18024	EPA 6020B	03/22/21 13:54	JMA	
Barium [7440-39-3]^	50.0	U	ug/L	1	50.0	100	1C18024	EPA 6020B	03/22/21 13:54	JMA	
Beryllium [7440-41-7]^	0.500	U	ug/L	1	0.500	1.00	1C18024	EPA 6020B	03/22/21 13:54	JMA	
Cadmium [7440-43-9]^	**0.549**	I	ug/L	1	0.500	3.00	1C18024	EPA 6020B	03/22/21 13:54	JMA	
Chromium [7440-47-3]^	5.00	U	ug/L	1	5.00	10.0	1C18024	EPA 6020B	03/22/21 13:54	JMA	
Cobalt [7440-48-4]^	**5.76**	I	ug/L	1	5.00	10.0	1C18024	EPA 6020B	03/22/21 13:54	JMA	
Copper [7440-50-8]^	2.50	U	ug/L	1	2.50	10.0	1C18024	EPA 6020B	03/22/21 13:54	JMA	
Iron [7439-89-6]^	**8260**		ug/L	1	25.0	50.0	1C18024	EPA 6020B	03/22/21 13:54	JMA	
Lead [7439-92-1]^	2.50	U	ug/L	1	2.50	5.00	1C18024	EPA 6020B	03/22/21 13:54	JMA	
Nickel [7440-02-0]^	5.00	U	ug/L	1	5.00	10.0	1C18024	EPA 6020B	03/22/21 13:54	JMA	
Selenium [7782-49-2]^	5.00	U	ug/L	1	5.00	10.0	1C18024	EPA 6020B	03/22/21 13:54	JMA	
Silver [7440-22-4]^	0.500	U	ug/L	1	0.500	1.00	1C18024	EPA 6020B	03/22/21 13:54	JMA	
Sodium [7440-23-5]^	**9.59**		mg/L	1	0.320	1.00	1C18024	EPA 6020B	03/22/21 13:54	JMA	
Thallium [7440-28-0]^	0.500	U	ug/L	1	0.500	1.00	1C18024	EPA 6020B	03/22/21 13:54	JMA	
Vanadium [7440-62-2]^	5.00	U	ug/L	1	5.00	10.0	1C18024	EPA 6020B	03/22/21 13:54	JMA	
Zinc [7440-66-6]^	75.0	U	ug/L	1	75.0	200	1C18024	EPA 6020B	03/22/21 13:54	JMA	

This report relates only to the sample as received by the laboratory, and may only be reproduced in full.

www.encolabs.com

ANALYTICAL RESULTS

Description: MW-7A
Matrix: Ground Water
Project: ENTERPRISE LF & RECYC (FKA SID LARKIN & SON, INC.)

Lab Sample ID: AE02150-01
Sampled: 03/16/21 11:17
Sampled By: Chris Monaco

Received: 03/17/21 14:17
Work Order: AE02150

Classical Chemistry Parameters

^ - ENCO Orlando certified analyte [NELAC E83182]

Analyte [CAS Number]	Results	Flag	Units	DF	MDL	PQL	Batch	Method	Analyzed	By	Notes
Ammonia as N [7664-41-7]^	0.0098	U	mg/L	1	0.0098	0.020	1C18023	EPA 350.1	03/19/21 08:46	cbarr	QM-07
Chloride [16887-00-6]^	**10**		mg/L	1	0.29	5.0	1C17022	EPA 300.0	03/17/21 20:17	ASR	
Nitrate as N [14797-55-8]^	0.052	U	mg/L	1	0.052	1.0	1C17022	EPA 300.0	03/17/21 20:17	ASR	
Total Dissolved Solids^	**110**		mg/L	1	10	10	1C22002	SM 2540C-2011	03/24/21 14:39	AAL	

Field Parameters

Analyte [CAS Number]	Results	Flag	Units	DF	MDL	PQL	Batch	Method	Analyzed	By	Notes
Depth to Water	**31.65**		Ft	1			1C30056	Field	03/16/21 11:17	CSP	
Dissolved Oxygen	**0.21**		mg/L	1	0	0	1C30056	Field	03/16/21 11:17	CSP	
Oxidation/Reduction Potential	**190**		mV	1	-999	-999	1C30056	Field	03/16/21 11:17	CSP	
pH	**5.36**		pH Units	1			1C30056	Field	03/16/21 11:17	CSP	
Specific Conductance (EC)	**286**		umhos/cm	1	0	0	1C30056	Field	03/16/21 11:17	CSP	
Temperature	**26.5**		°C	1	0	0	1C30056	Field	03/16/21 11:17	CSP	
Turbidity	**15.3**		NTU	1	0	0	1C30056	Field	03/16/21 11:17	CSP	
Water Elevation	**69.07**		Ft	1			1C30056	Field	03/16/21 11:17	CSP	

This report relates only to the sample as received by the laboratory, and may only be reproduced in full.

www.encolabs.com

ANALYTICAL RESULTS

Description: MW-7BR
Matrix: Ground Water
Project: ENTERPRISE LF & RECYC (FKA SID LARKIN & SON, INC.)

Lab Sample ID: AE02150-02
Sampled: 03/16/21 11:54
Sampled By: Chris Monaco

Received: 03/17/21 14:17
Work Order: AE02150

Volatile Organic Compounds by GCMS

^ - ENCO Orlando certified analyte [NELAC E83182]

Analyte [CAS Number]	Results	Flag	Units	DF	MDL	PQL	Batch	Method	Analyzed	By	Notes
1,1,1,2-Tetrachloroethane [630-20-6]^	0.61	U	ug/L	1	0.61	1.0	1C18011	EPA 8260D	03/18/21 11:25	KKW	
1,1,1-Trichloroethane [71-55-6]^	0.80	U	ug/L	1	0.80	1.0	1C18011	EPA 8260D	03/18/21 11:25	KKW	
1,1,2,2-Tetrachloroethane [79-34-5]^	0.54	U	ug/L	1	0.54	1.0	1C18011	EPA 8260D	03/18/21 11:25	KKW	
1,1,2-Trichloroethane [79-00-5]^	0.76	U	ug/L	1	0.76	1.0	1C18011	EPA 8260D	03/18/21 11:25	KKW	
1,1-Dichloroethane [75-34-3]^	0.62	U	ug/L	1	0.62	1.0	1C18011	EPA 8260D	03/18/21 11:25	KKW	
1,1-Dichloroethene [75-35-4]^	0.94	U	ug/L	1	0.94	1.0	1C18011	EPA 8260D	03/18/21 11:25	KKW	
1,2,3-Trichloropropane [96-18-4]^	0.64	U	ug/L	1	0.64	1.0	1C18011	EPA 8260D	03/18/21 11:25	KKW	
1,2-Dichlorobenzene [95-50-1]^	0.73	U	ug/L	1	0.73	1.0	1C18011	EPA 8260D	03/18/21 11:25	KKW	
1,2-Dichloroethane [107-06-2]^	0.63	U	ug/L	1	0.63	1.0	1C18011	EPA 8260D	03/18/21 11:25	KKW	
1,2-Dichloropropane [78-87-5]^	0.80	U	ug/L	1	0.80	1.0	1C18011	EPA 8260D	03/18/21 11:25	KKW	
1,4-Dichlorobenzene [106-46-7]^	0.76	U	ug/L	1	0.76	1.0	1C18011	EPA 8260D	03/18/21 11:25	KKW	
2-Butanone [78-93-3]^	4.5	U	ug/L	1	4.5	5.0	1C18011	EPA 8260D	03/18/21 11:25	KKW	
2-Hexanone [591-78-6]^	2.5	U	ug/L	1	2.5	5.0	1C18011	EPA 8260D	03/18/21 11:25	KKW	
4-Methyl-2-pentanone [108-10-1]^	2.5	U	ug/L	1	2.5	5.0	1C18011	EPA 8260D	03/18/21 11:25	KKW	
Acetone [67-64-1]^	10	U	ug/L	1	10	20	1C18011	EPA 8260D	03/18/21 11:25	KKW	QV-01
Acrylonitrile [107-13-1]^	5.0	U	ug/L	1	5.0	10	1C18011	EPA 8260D	03/18/21 11:25	KKW	QL-02
Benzene [71-43-2]^	0.71	U	ug/L	1	0.71	1.0	1C18011	EPA 8260D	03/18/21 11:25	KKW	
Bromochloromethane [74-97-5]^	0.94	U	ug/L	1	0.94	1.0	1C18011	EPA 8260D	03/18/21 11:25	KKW	
Bromodichloromethane [75-27-4]^	0.52	U	ug/L	1	0.52	1.0	1C18011	EPA 8260D	03/18/21 11:25	KKW	
Bromoform [75-25-2]^	0.75	U	ug/L	1	0.75	1.0	1C18011	EPA 8260D	03/18/21 11:25	KKW	
Bromomethane [74-83-9]^	0.95	U	ug/L	1	0.95	1.0	1C18011	EPA 8260D	03/18/21 11:25	KKW	QV-01
Carbon disulfide [75-15-0]^	2.5	U	ug/L	1	2.5	5.0	1C18011	EPA 8260D	03/18/21 11:25	KKW	
Carbon tetrachloride [56-23-5]^	0.94	U	ug/L	1	0.94	1.0	1C18011	EPA 8260D	03/18/21 11:25	KKW	QV-01
Chlorobenzene [108-90-7]^	0.72	U	ug/L	1	0.72	1.0	1C18011	EPA 8260D	03/18/21 11:25	KKW	
Chloroethane [75-00-3]^	0.98	U	ug/L	1	0.98	1.0	1C18011	EPA 8260D	03/18/21 11:25	KKW	
Chloroform [67-66-3]^	0.80	U	ug/L	1	0.80	1.0	1C18011	EPA 8260D	03/18/21 11:25	KKW	
Chloromethane [74-87-3]^	0.82	U	ug/L	1	0.82	1.0	1C18011	EPA 8260D	03/18/21 11:25	KKW	QL-02, QV-01
cis-1,2-Dichloroethene [156-59-2]^	0.53	U	ug/L	1	0.53	1.0	1C18011	EPA 8260D	03/18/21 11:25	KKW	
cis-1,3-Dichloropropene [10061-01-5]^	0.59	U	ug/L	1	0.59	1.0	1C18011	EPA 8260D	03/18/21 11:25	KKW	
Dibromochloromethane [124-48-1]^	0.50	U	ug/L	1	0.50	1.0	1C18011	EPA 8260D	03/18/21 11:25	KKW	
Dibromomethane [74-95-3]^	0.84	U	ug/L	1	0.84	1.0	1C18011	EPA 8260D	03/18/21 11:25	KKW	
Ethylbenzene [100-41-4]^	0.69	U	ug/L	1	0.69	1.0	1C18011	EPA 8260D	03/18/21 11:25	KKW	
Iodomethane [74-88-4]^	2.5	U	ug/L	1	2.5	5.0	1C18011	EPA 8260D	03/18/21 11:25	KKW	QL-02, QV-01
m,p-Xylenes [108-38-3/106-42-3]^	1.3	U	ug/L	1	1.3	2.0	1C18011	EPA 8260D	03/18/21 11:25	KKW	
Methylene chloride [75-09-2]^	2.5	U	ug/L	1	2.5	5.0	1C18011	EPA 8260D	03/18/21 11:25	KKW	
o-Xylene [95-47-6]^	0.53	U	ug/L	1	0.53	1.0	1C18011	EPA 8260D	03/18/21 11:25	KKW	
Styrene [100-42-5]^	0.61	U	ug/L	1	0.61	1.0	1C18011	EPA 8260D	03/18/21 11:25	KKW	
Tetrachloroethene [127-18-4]^	0.76	U	ug/L	1	0.76	1.0	1C18011	EPA 8260D	03/18/21 11:25	KKW	
Toluene [108-88-3]^	0.72	U	ug/L	1	0.72	1.0	1C18011	EPA 8260D	03/18/21 11:25	KKW	
trans-1,2-Dichloroethene [156-60-5]^	0.73	U	ug/L	1	0.73	1.0	1C18011	EPA 8260D	03/18/21 11:25	KKW	
trans-1,3-Dichloropropene [10061-02-6]^	0.73	U	ug/L	1	0.73	1.0	1C18011	EPA 8260D	03/18/21 11:25	KKW	
trans-1,4-Dichloro-2-butene [110-57-6]^	0.79	U	ug/L	1	0.79	1.0	1C18011	EPA 8260D	03/18/21 11:25	KKW	
Trichloroethene [79-01-6]^	0.89	U	ug/L	1	0.89	1.0	1C18011	EPA 8260D	03/18/21 11:25	KKW	
Trichlorofluoromethane [75-69-4]^	0.94	U	ug/L	1	0.94	1.0	1C18011	EPA 8260D	03/18/21 11:25	KKW	
Vinyl acetate [108-05-4]^	2.5	U	ug/L	1	2.5	5.0	1C18011	EPA 8260D	03/18/21 11:25	KKW	

This report relates only to the sample as received by the laboratory, and may only be reproduced in full.

www.encolabs.com

ANALYTICAL RESULTS

Description: MW-7BR
Matrix: Ground Water
Project: ENTERPRISE LF & RECYC (FKA SID LARKIN & SON, INC.)

Lab Sample ID: AE02150-02
Sampled: 03/16/21 11:54
Sampled By: Chris Monaco

Received: 03/17/21 14:17
Work Order: AE02150

Volatile Organic Compounds by GCMS

^ - ENCO Orlando certified analyte [NELAC E83182]

Analyte [CAS Number]	Results	Flag	Units	DF	MDL	PQL	Batch	Method	Analyzed	By	Notes
Vinyl chloride [75-01-4]^	0.71	U	ug/L	1	0.71	1.0	1C18011	EPA 8260D	03/18/21 11:25	KKW	
Xylenes (Total) [1330-20-7]^	1.3	U	ug/L	1	1.3	2.0	1C18011	EPA 8260D	03/18/21 11:25	KKW	

Surrogates	*Results*	*DF*	*Spike Lvl*	*% Rec*	*% Rec Limits*	*Batch*	*Method*	*Analyzed*	*By*	Notes
4-Bromofluorobenzene	*48*	*1*	*50.0*	*96 %*	*41-142*	*1C18011*	*EPA 8260D*	*03/18/21 11:25*	*KKW*	
Dibromofluoromethane	*52*	*1*	*50.0*	*104 %*	*53-146*	*1C18011*	*EPA 8260D*	*03/18/21 11:25*	*KKW*	
Toluene-d8	*54*	*1*	*50.0*	*108 %*	*41-146*	*1C18011*	*EPA 8260D*	*03/18/21 11:25*	*KKW*	

Semivolatile Organic Compounds by GC

^ - ENCO Orlando certified analyte [NELAC E83182]

Analyte [CAS Number]	Results	Flag	Units	DF	MDL	PQL	Batch	Method	Analyzed	By	Notes
1,2-Dibromo-3-chloropropane [96-12-8]^	0.012	U	ug/L	1	0.012	0.020	1C22029	EPA 8011	03/23/21 22:18	fcv	
1,2-Dibromoethane [106-93-4]^	0.010	U	ug/L	1	0.010	0.020	1C22029	EPA 8011	03/23/21 22:18	fcv	

Surrogates	*Results*	*DF*	*Spike Lvl*	*% Rec*	*% Rec Limits*	*Batch*	*Method*	*Analyzed*	*By*	Notes
1,1,1,2-Tetrachloroethane	*0.31*	*1*	*0.250*	*125 %*	*70-130*	*1C22029*	*EPA 8011*	*03/23/21 22:18*	*fcv*	

Metals by EPA 6000/7000 Series Methods

^ - ENCO Orlando certified analyte [NELAC E83182]

Analyte [CAS Number]	Results	Flag	Units	DF	MDL	PQL	Batch	Method	Analyzed	By	Notes
Mercury [7439-97-6]^	0.0230	U	ug/L	1	0.0230	0.200	1C18033	EPA 7470A	03/19/21 10:01	SSE	

Metals (total recoverable) by EPA 6000/7000 Series Methods

^ - ENCO Orlando certified analyte [NELAC E83182]

Analyte [CAS Number]	Results	Flag	Units	DF	MDL	PQL	Batch	Method	Analyzed	By	Notes
Antimony [7440-36-0]^	2.50	U	ug/L	1	2.50	5.00	1C18024	EPA 6020B	03/22/21 15:28	JMA	
Arsenic [7440-38-2]^	5.00	U	ug/L	1	5.00	10.0	1C18024	EPA 6020B	03/22/21 15:28	JMA	
Barium [7440-39-3]^	50.0	U	ug/L	1	50.0	100	1C18024	EPA 6020B	03/22/21 15:28	JMA	
Beryllium [7440-41-7]^	0.500	U	ug/L	1	0.500	1.00	1C18024	EPA 6020B	03/22/21 15:28	JMA	
Cadmium [7440-43-9]^	0.500	U	ug/L	1	0.500	3.00	1C18024	EPA 6020B	03/22/21 15:28	JMA	
Chromium [7440-47-3]^	5.00	U	ug/L	1	5.00	10.0	1C18024	EPA 6020B	03/22/21 15:28	JMA	
Cobalt [7440-48-4]^	5.00	U	ug/L	1	5.00	10.0	1C18024	EPA 6020B	03/22/21 15:28	JMA	
Copper [7440-50-8]^	2.50	U	ug/L	1	2.50	10.0	1C18024	EPA 6020B	03/22/21 15:28	JMA	
Iron [7439-89-6]^	**34.7**	I	ug/L	1	25.0	50.0	1C18024	EPA 6020B	03/22/21 15:28	JMA	
Lead [7439-92-1]^	2.50	U	ug/L	1	2.50	5.00	1C18024	EPA 6020B	03/22/21 15:28	JMA	
Nickel [7440-02-0]^	5.00	U	ug/L	1	5.00	10.0	1C18024	EPA 6020B	03/22/21 15:28	JMA	
Selenium [7782-49-2]^	5.00	U	ug/L	1	5.00	10.0	1C18024	EPA 6020B	03/22/21 15:28	JMA	
Silver [7440-22-4]^	0.500	U	ug/L	1	0.500	1.00	1C18024	EPA 6020B	03/22/21 15:28	JMA	
Sodium [7440-23-5]^	**3.84**		mg/L	1	0.320	1.00	1C18024	EPA 6020B	03/22/21 15:28	JMA	
Thallium [7440-28-0]^	0.500	U	ug/L	1	0.500	1.00	1C18024	EPA 6020B	03/22/21 15:28	JMA	
Vanadium [7440-62-2]^	**5.81**	I	ug/L	1	5.00	10.0	1C18024	EPA 6020B	03/22/21 15:28	JMA	
Zinc [7440-66-6]^	75.0	U	ug/L	1	75.0	200	1C18024	EPA 6020B	03/22/21 15:28	JMA	

This report relates only to the sample as received by the laboratory, and may only be reproduced in full.

www.encolabs.com

ANALYTICAL RESULTS

Description: MW-7BR
Matrix: Ground Water
Project: ENTERPRISE LF & RECYC (FKA SID LARKIN & SON, INC.)

Lab Sample ID: AE02150-02
Sampled: 03/16/21 11:54
Sampled By: Chris Monaco

Received: 03/17/21 14:17
Work Order: AE02150

Classical Chemistry Parameters

^ - ENCO Orlando certified analyte [NELAC E83182]

Analyte [CAS Number]	Results	Flag	Units	DF	MDL	PQL	Batch	Method	Analyzed	By	Notes
Ammonia as N [7664-41-7]^	0.0098	U	mg/L	1	0.0098	0.020	1C18023	EPA 350.1	03/19/21 08:51	cbarr	
Chloride [16887-00-6]^	**5.7**		mg/L	1	0.29	5.0	1C17022	EPA 300.0	03/17/21 20:31	ASR	
Nitrate as N [14797-55-8]^	**0.73**	I	mg/L	1	0.052	1.0	1C17022	EPA 300.0	03/17/21 20:31	ASR	
Total Dissolved Solids^	**140**		mg/L	1	10	10	1C22002	SM 2540C-2011	03/24/21 14:39	AAL	

Field Parameters

Analyte [CAS Number]	Results	Flag	Units	DF	MDL	PQL	Batch	Method	Analyzed	By	Notes
Depth to Water	**34.04**		Ft	1			1C30056	Field	03/16/21 11:54	CSP	
Dissolved Oxygen	**0.82**		mg/L	1	0	0	1C30056	Field	03/16/21 11:54	CSP	
Oxidation/Reduction Potential	**208**		mV	1	-999	-999	1C30056	Field	03/16/21 11:54	CSP	
pH	**7.22**		pH Units	1			1C30056	Field	03/16/21 11:54	CSP	
Specific Conductance (EC)	**320**		umhos/cm	1	0	0	1C30056	Field	03/16/21 11:54	CSP	
Temperature	**25.5**		°C	1	0	0	1C30056	Field	03/16/21 11:54	CSP	
Turbidity	**10.5**		NTU	1	0	0	1C30056	Field	03/16/21 11:54	CSP	
Water Elevation	**69.23**		Ft	1			1C30056	Field	03/16/21 11:54	CSP	

This report relates only to the sample as received by the laboratory, and may only be reproduced in full.

www.encolabs.com

ANALYTICAL RESULTS

Description: MW-6B
Matrix: Ground Water
Project: ENTERPRISE LF & RECYC (FKA SID LARKIN & SON, INC.)

Lab Sample ID: AE02150-03
Sampled: 03/16/21 12:31
Sampled By: Chris Monaco

Received: 03/17/21 14:17
Work Order: AE02150

Volatile Organic Compounds by GCMS

^ - ENCO Orlando certified analyte [NELAC E83182]

Analyte [CAS Number]	Results	Flag	Units	DF	MDL	PQL	Batch	Method	Analyzed	By	Notes
1,1,1,2-Tetrachloroethane [630-20-6]^	0.61	U	ug/L	1	0.61	1.0	1C18011	EPA 8260D	03/18/21 11:52	KKW	
1,1,1-Trichloroethane [71-55-6]^	0.80	U	ug/L	1	0.80	1.0	1C18011	EPA 8260D	03/18/21 11:52	KKW	
1,1,2,2-Tetrachloroethane [79-34-5]^	0.54	U	ug/L	1	0.54	1.0	1C18011	EPA 8260D	03/18/21 11:52	KKW	
1,1,2-Trichloroethane [79-00-5]^	0.76	U	ug/L	1	0.76	1.0	1C18011	EPA 8260D	03/18/21 11:52	KKW	
1,1-Dichloroethane [75-34-3]^	0.62	U	ug/L	1	0.62	1.0	1C18011	EPA 8260D	03/18/21 11:52	KKW	
1,1-Dichloroethene [75-35-4]^	0.94	U	ug/L	1	0.94	1.0	1C18011	EPA 8260D	03/18/21 11:52	KKW	
1,2,3-Trichloropropane [96-18-4]^	0.64	U	ug/L	1	0.64	1.0	1C18011	EPA 8260D	03/18/21 11:52	KKW	
1,2-Dichlorobenzene [95-50-1]^	0.73	U	ug/L	1	0.73	1.0	1C18011	EPA 8260D	03/18/21 11:52	KKW	
1,2-Dichloroethane [107-06-2]^	0.63	U	ug/L	1	0.63	1.0	1C18011	EPA 8260D	03/18/21 11:52	KKW	
1,2-Dichloropropane [78-87-5]^	0.80	U	ug/L	1	0.80	1.0	1C18011	EPA 8260D	03/18/21 11:52	KKW	
1,4-Dichlorobenzene [106-46-7]^	0.76	U	ug/L	1	0.76	1.0	1C18011	EPA 8260D	03/18/21 11:52	KKW	
2-Butanone [78-93-3]^	4.5	U	ug/L	1	4.5	5.0	1C18011	EPA 8260D	03/18/21 11:52	KKW	
2-Hexanone [591-78-6]^	2.5	U	ug/L	1	2.5	5.0	1C18011	EPA 8260D	03/18/21 11:52	KKW	
4-Methyl-2-pentanone [108-10-1]^	2.5	U	ug/L	1	2.5	5.0	1C18011	EPA 8260D	03/18/21 11:52	KKW	
Acetone [67-64-1]^	10	U	ug/L	1	10	20	1C18011	EPA 8260D	03/18/21 11:52	KKW	QV-01
Acrylonitrile [107-13-1]^	5.0	U	ug/L	1	5.0	10	1C18011	EPA 8260D	03/18/21 11:52	KKW	QL-02
Benzene [71-43-2]^	0.71	U	ug/L	1	0.71	1.0	1C18011	EPA 8260D	03/18/21 11:52	KKW	
Bromochloromethane [74-97-5]^	0.94	U	ug/L	1	0.94	1.0	1C18011	EPA 8260D	03/18/21 11:52	KKW	
Bromodichloromethane [75-27-4]^	0.52	U	ug/L	1	0.52	1.0	1C18011	EPA 8260D	03/18/21 11:52	KKW	
Bromoform [75-25-2]^	0.75	U	ug/L	1	0.75	1.0	1C18011	EPA 8260D	03/18/21 11:52	KKW	
Bromomethane [74-83-9]^	0.95	U	ug/L	1	0.95	1.0	1C18011	EPA 8260D	03/18/21 11:52	KKW	QV-01
Carbon disulfide [75-15-0]^	2.5	U	ug/L	1	2.5	5.0	1C18011	EPA 8260D	03/18/21 11:52	KKW	
Carbon tetrachloride [56-23-5]^	0.94	U	ug/L	1	0.94	1.0	1C18011	EPA 8260D	03/18/21 11:52	KKW	QV-01
Chlorobenzene [108-90-7]^	0.72	U	ug/L	1	0.72	1.0	1C18011	EPA 8260D	03/18/21 11:52	KKW	
Chloroethane [75-00-3]^	0.98	U	ug/L	1	0.98	1.0	1C18011	EPA 8260D	03/18/21 11:52	KKW	
Chloroform [67-66-3]^	0.80	U	ug/L	1	0.80	1.0	1C18011	EPA 8260D	03/18/21 11:52	KKW	
Chloromethane [74-87-3]^	0.82	U	ug/L	1	0.82	1.0	1C18011	EPA 8260D	03/18/21 11:52	KKW	QL-02, QV-01
cis-1,2-Dichloroethene [156-59-2]^	0.53	U	ug/L	1	0.53	1.0	1C18011	EPA 8260D	03/18/21 11:52	KKW	
cis-1,3-Dichloropropene [10061-01-5]^	0.59	U	ug/L	1	0.59	1.0	1C18011	EPA 8260D	03/18/21 11:52	KKW	
Dibromochloromethane [124-48-1]^	0.50	U	ug/L	1	0.50	1.0	1C18011	EPA 8260D	03/18/21 11:52	KKW	
Dibromomethane [74-95-3]^	0.84	U	ug/L	1	0.84	1.0	1C18011	EPA 8260D	03/18/21 11:52	KKW	
Ethylbenzene [100-41-4]^	0.69	U	ug/L	1	0.69	1.0	1C18011	EPA 8260D	03/18/21 11:52	KKW	
Iodomethane [74-88-4]^	2.5	U	ug/L	1	2.5	5.0	1C18011	EPA 8260D	03/18/21 11:52	KKW	QV-01, QL-02
m,p-Xylenes [108-38-3/106-42-3]^	1.3	U	ug/L	1	1.3	2.0	1C18011	EPA 8260D	03/18/21 11:52	KKW	
Methylene chloride [75-09-2]^	2.5	U	ug/L	1	2.5	5.0	1C18011	EPA 8260D	03/18/21 11:52	KKW	
o-Xylene [95-47-6]^	0.53	U	ug/L	1	0.53	1.0	1C18011	EPA 8260D	03/18/21 11:52	KKW	
Styrene [100-42-5]^	0.61	U	ug/L	1	0.61	1.0	1C18011	EPA 8260D	03/18/21 11:52	KKW	
Tetrachloroethene [127-18-4]^	0.76	U	ug/L	1	0.76	1.0	1C18011	EPA 8260D	03/18/21 11:52	KKW	
Toluene [108-88-3]^	0.72	U	ug/L	1	0.72	1.0	1C18011	EPA 8260D	03/18/21 11:52	KKW	
trans-1,2-Dichloroethene [156-60-5]^	0.73	U	ug/L	1	0.73	1.0	1C18011	EPA 8260D	03/18/21 11:52	KKW	
trans-1,3-Dichloropropene [10061-02-6]^	0.73	U	ug/L	1	0.73	1.0	1C18011	EPA 8260D	03/18/21 11:52	KKW	
trans-1,4-Dichloro-2-butene [110-57-6]^	0.79	U	ug/L	1	0.79	1.0	1C18011	EPA 8260D	03/18/21 11:52	KKW	
Trichloroethene [79-01-6]^	0.89	U	ug/L	1	0.89	1.0	1C18011	EPA 8260D	03/18/21 11:52	KKW	
Trichlorofluoromethane [75-69-4]^	0.94	U	ug/L	1	0.94	1.0	1C18011	EPA 8260D	03/18/21 11:52	KKW	
Vinyl acetate [108-05-4]^	2.5	U	ug/L	1	2.5	5.0	1C18011	EPA 8260D	03/18/21 11:52	KKW	

This report relates only to the sample as received by the laboratory, and may only be reproduced in full.

www.encolabs.com

ANALYTICAL RESULTS

Description: MW-6B
Matrix: Ground Water
Project: ENTERPRISE LF & RECYC (FKA SID LARKIN & SON, INC.)

Lab Sample ID: AE02150-03
Sampled: 03/16/21 12:31
Sampled By: Chris Monaco

Received: 03/17/21 14:17
Work Order: AE02150

Volatile Organic Compounds by GCMS

^ - ENCO Orlando certified analyte [NELAC E83182]

Analyte [CAS Number]	Results	Flag	Units	DF	MDL	PQL	Batch	Method	Analyzed	By	Notes
Vinyl chloride [75-01-4]^	0.71	U	ug/L	1	0.71	1.0	1C18011	EPA 8260D	03/18/21 11:52	KKW	
Xylenes (Total) [1330-20-7]^	1.3	U	ug/L	1	1.3	2.0	1C18011	EPA 8260D	03/18/21 11:52	KKW	

Surrogates	*Results*	*DF*	*Spike Lvl*	*% Rec*	*% Rec Limits*	*Batch*	*Method*	*Analyzed*	*By*	Notes
4-Bromofluorobenzene	*49*	*1*	*50.0*	*98 %*	*41-142*	*1C18011*	*EPA 8260D*	*03/18/21 11:52*	*KKW*	
Dibromofluoromethane	*51*	*1*	*50.0*	*101 %*	*53-146*	*1C18011*	*EPA 8260D*	*03/18/21 11:52*	*KKW*	
Toluene-d8	*52*	*1*	*50.0*	*104 %*	*41-146*	*1C18011*	*EPA 8260D*	*03/18/21 11:52*	*KKW*	

Semivolatile Organic Compounds by GC

^ - ENCO Orlando certified analyte [NELAC E83182]

Analyte [CAS Number]	Results	Flag	Units	DF	MDL	PQL	Batch	Method	Analyzed	By	Notes
1,2-Dibromo-3-chloropropane [96-12-8]^	0.012	U	ug/L	1	0.012	0.020	1C22029	EPA 8011	03/23/21 22:34	fcv	
1,2-Dibromoethane [106-93-4]^	0.010	U	ug/L	1	0.010	0.020	1C22029	EPA 8011	03/23/21 22:34	fcv	

Surrogates	*Results*	*DF*	*Spike Lvl*	*% Rec*	*% Rec Limits*	*Batch*	*Method*	*Analyzed*	*By*	Notes
1,1,1,2-Tetrachloroethane	*0.34*	*1*	*0.250*	*134 %*	*70-130*	*1C22029*	*EPA 8011*	*03/23/21 22:34*	*fcv*	*QS-03*

Metals by EPA 6000/7000 Series Methods

^ - ENCO Orlando certified analyte [NELAC E83182]

Analyte [CAS Number]	Results	Flag	Units	DF	MDL	PQL	Batch	Method	Analyzed	By	Notes
Mercury [7439-97-6]^	0.0230	U	ug/L	1	0.0230	0.200	1C18033	EPA 7470A	03/19/21 10:04	SSE	

Metals (total recoverable) by EPA 6000/7000 Series Methods

^ - ENCO Orlando certified analyte [NELAC E83182]

Analyte [CAS Number]	Results	Flag	Units	DF	MDL	PQL	Batch	Method	Analyzed	By	Notes
Antimony [7440-36-0]^	2.50	U	ug/L	1	2.50	5.00	1C18024	EPA 6020B	03/22/21 15:32	JMA	
Arsenic [7440-38-2]^	5.00	U	ug/L	1	5.00	10.0	1C18024	EPA 6020B	03/22/21 15:32	JMA	
Barium [7440-39-3]^	50.0	U	ug/L	1	50.0	100	1C18024	EPA 6020B	03/22/21 15:32	JMA	
Beryllium [7440-41-7]^	0.500	U	ug/L	1	0.500	1.00	1C18024	EPA 6020B	03/22/21 15:32	JMA	
Cadmium [7440-43-9]^	0.500	U	ug/L	1	0.500	3.00	1C18024	EPA 6020B	03/22/21 15:32	JMA	
Chromium [7440-47-3]^	5.00	U	ug/L	1	5.00	10.0	1C18024	EPA 6020B	03/22/21 15:32	JMA	
Cobalt [7440-48-4]^	5.00	U	ug/L	1	5.00	10.0	1C18024	EPA 6020B	03/22/21 15:32	JMA	
Copper [7440-50-8]^	2.50	U	ug/L	1	2.50	10.0	1C18024	EPA 6020B	03/22/21 15:32	JMA	
Iron [7439-89-6]^	25.0	U	ug/L	1	25.0	50.0	1C18024	EPA 6020B	03/22/21 15:32	JMA	
Lead [7439-92-1]^	2.50	U	ug/L	1	2.50	5.00	1C18024	EPA 6020B	03/22/21 15:32	JMA	
Nickel [7440-02-0]^	5.00	U	ug/L	1	5.00	10.0	1C18024	EPA 6020B	03/22/21 15:32	JMA	
Selenium [7782-49-2]^	5.00	U	ug/L	1	5.00	10.0	1C18024	EPA 6020B	03/22/21 15:32	JMA	
Silver [7440-22-4]^	0.500	U	ug/L	1	0.500	1.00	1C18024	EPA 6020B	03/22/21 15:32	JMA	
Sodium [7440-23-5]^	**4.45**		mg/L	1	0.320	1.00	1C18024	EPA 6020B	03/22/21 15:32	JMA	
Thallium [7440-28-0]^	0.500	U	ug/L	1	0.500	1.00	1C18024	EPA 6020B	03/22/21 15:32	JMA	
Vanadium [7440-62-2]^	5.00	U	ug/L	1	5.00	10.0	1C18024	EPA 6020B	03/22/21 15:32	JMA	
Zinc [7440-66-6]^	75.0	U	ug/L	1	75.0	200	1C18024	EPA 6020B	03/22/21 15:32	JMA	

This report relates only to the sample as received by the laboratory, and may only be reproduced in full.

www.encolabs.com

ANALYTICAL RESULTS

Description: MW-6B
Matrix: Ground Water
Project: ENTERPRISE LF & RECYC (FKA SID LARKIN & SON, INC.)

Lab Sample ID: AE02150-03
Sampled: 03/16/21 12:31
Sampled By: Chris Monaco

Received: 03/17/21 14:17
Work Order: AE02150

Classical Chemistry Parameters

^ - ENCO Orlando certified analyte [NELAC E83182]

Analyte [CAS Number]	Results	Flag	Units	DF	MDL	PQL	Batch	Method	Analyzed	By	Notes
Ammonia as N [7664-41-7]^	0.0098	U	mg/L	1	0.0098	0.020	1C18023	EPA 350.1	03/19/21 08:52	cbarr	
Chloride [16887-00-6]^	**6.9**		mg/L	1	0.29	5.0	1C17022	EPA 300.0	03/17/21 20:45	ASR	
Nitrate as N [14797-55-8]^	**0.76**	I	mg/L	1	0.052	1.0	1C17022	EPA 300.0	03/17/21 20:45	ASR	
Total Dissolved Solids^	**170**		mg/L	1	10	10	1C22002	SM 2540C-2011	03/24/21 14:39	AAL	

Field Parameters

Analyte [CAS Number]	Results	Flag	Units	DF	MDL	PQL	Batch	Method	Analyzed	By	Notes
Depth to Water	**29.2**		Ft	1			1C30056	Field	03/16/21 12:31	CSP	
Dissolved Oxygen	**0.86**		mg/L	1	0	0	1C30056	Field	03/16/21 12:31	CSP	
Oxidation/Reduction Potential	**256**		mV	1	-999	-999	1C30056	Field	03/16/21 12:31	CSP	
pH	**7.33**		pH Units	1			1C30056	Field	03/16/21 12:31	CSP	
Specific Conductance (EC)	**372**		umhos/cm	1	0	0	1C30056	Field	03/16/21 12:31	CSP	
Temperature	**25.2**		°C	1	0	0	1C30056	Field	03/16/21 12:31	CSP	
Turbidity	**0.5**		NTU	1	0	0	1C30056	Field	03/16/21 12:31	CSP	
Water Elevation	**59.9**		Ft	1			1C30056	Field	03/16/21 12:31	CSP	

This report relates only to the sample as received by the laboratory, and may only be reproduced in full.

www.encolabs.com

ANALYTICAL RESULTS

Description: MW-5BR
Matrix: Ground Water
Project: ENTERPRISE LF & RECYC (FKA SID LARKIN & SON, INC.)

Lab Sample ID: AE02150-04
Sampled: 03/16/21 13:14
Sampled By: Chris Monaco

Received: 03/17/21 14:17
Work Order: AE02150

Volatile Organic Compounds by GCMS

^ - ENCO Orlando certified analyte [NELAC E83182]

Analyte [CAS Number]	Results	Flag	Units	DF	MDL	PQL	Batch	Method	Analyzed	By	Notes
1,1,1,2-Tetrachloroethane [630-20-6]^	0.61	U	ug/L	1	0.61	1.0	1C18011	EPA 8260D	03/18/21 12:20	KKW	
1,1,1-Trichloroethane [71-55-6]^	0.80	U	ug/L	1	0.80	1.0	1C18011	EPA 8260D	03/18/21 12:20	KKW	
1,1,2,2-Tetrachloroethane [79-34-5]^	0.54	U	ug/L	1	0.54	1.0	1C18011	EPA 8260D	03/18/21 12:20	KKW	
1,1,2-Trichloroethane [79-00-5]^	0.76	U	ug/L	1	0.76	1.0	1C18011	EPA 8260D	03/18/21 12:20	KKW	
1,1-Dichloroethane [75-34-3]^	0.62	U	ug/L	1	0.62	1.0	1C18011	EPA 8260D	03/18/21 12:20	KKW	
1,1-Dichloroethene [75-35-4]^	0.94	U	ug/L	1	0.94	1.0	1C18011	EPA 8260D	03/18/21 12:20	KKW	
1,2,3-Trichloropropane [96-18-4]^	0.64	U	ug/L	1	0.64	1.0	1C18011	EPA 8260D	03/18/21 12:20	KKW	
1,2-Dichlorobenzene [95-50-1]^	0.73	U	ug/L	1	0.73	1.0	1C18011	EPA 8260D	03/18/21 12:20	KKW	
1,2-Dichloroethane [107-06-2]^	0.63	U	ug/L	1	0.63	1.0	1C18011	EPA 8260D	03/18/21 12:20	KKW	
1,2-Dichloropropane [78-87-5]^	0.80	U	ug/L	1	0.80	1.0	1C18011	EPA 8260D	03/18/21 12:20	KKW	
1,4-Dichlorobenzene [106-46-7]^	0.76	U	ug/L	1	0.76	1.0	1C18011	EPA 8260D	03/18/21 12:20	KKW	
2-Butanone [78-93-3]^	4.5	U	ug/L	1	4.5	5.0	1C18011	EPA 8260D	03/18/21 12:20	KKW	
2-Hexanone [591-78-6]^	2.5	U	ug/L	1	2.5	5.0	1C18011	EPA 8260D	03/18/21 12:20	KKW	
4-Methyl-2-pentanone [108-10-1]^	2.5	U	ug/L	1	2.5	5.0	1C18011	EPA 8260D	03/18/21 12:20	KKW	
Acetone [67-64-1]^	10	U	ug/L	1	10	20	1C18011	EPA 8260D	03/18/21 12:20	KKW	QV-01
Acrylonitrile [107-13-1]^	5.0	U	ug/L	1	5.0	10	1C18011	EPA 8260D	03/18/21 12:20	KKW	QL-02
Benzene [71-43-2]^	0.71	U	ug/L	1	0.71	1.0	1C18011	EPA 8260D	03/18/21 12:20	KKW	
Bromochloromethane [74-97-5]^	0.94	U	ug/L	1	0.94	1.0	1C18011	EPA 8260D	03/18/21 12:20	KKW	
Bromodichloromethane [75-27-4]^	0.52	U	ug/L	1	0.52	1.0	1C18011	EPA 8260D	03/18/21 12:20	KKW	
Bromoform [75-25-2]^	0.75	U	ug/L	1	0.75	1.0	1C18011	EPA 8260D	03/18/21 12:20	KKW	
Bromomethane [74-83-9]^	0.95	U	ug/L	1	0.95	1.0	1C18011	EPA 8260D	03/18/21 12:20	KKW	QV-01
Carbon disulfide [75-15-0]^	2.5	U	ug/L	1	2.5	5.0	1C18011	EPA 8260D	03/18/21 12:20	KKW	
Carbon tetrachloride [56-23-5]^	0.94	U	ug/L	1	0.94	1.0	1C18011	EPA 8260D	03/18/21 12:20	KKW	QV-01
Chlorobenzene [108-90-7]^	0.72	U	ug/L	1	0.72	1.0	1C18011	EPA 8260D	03/18/21 12:20	KKW	
Chloroethane [75-00-3]^	0.98	U	ug/L	1	0.98	1.0	1C18011	EPA 8260D	03/18/21 12:20	KKW	
Chloroform [67-66-3]^	0.80	U	ug/L	1	0.80	1.0	1C18011	EPA 8260D	03/18/21 12:20	KKW	
Chloromethane [74-87-3]^	0.82	U	ug/L	1	0.82	1.0	1C18011	EPA 8260D	03/18/21 12:20	KKW	QL-02, QV-01
cis-1,2-Dichloroethene [156-59-2]^	0.53	U	ug/L	1	0.53	1.0	1C18011	EPA 8260D	03/18/21 12:20	KKW	
cis-1,3-Dichloropropene [10061-01-5]^	0.59	U	ug/L	1	0.59	1.0	1C18011	EPA 8260D	03/18/21 12:20	KKW	
Dibromochloromethane [124-48-1]^	0.50	U	ug/L	1	0.50	1.0	1C18011	EPA 8260D	03/18/21 12:20	KKW	
Dibromomethane [74-95-3]^	0.84	U	ug/L	1	0.84	1.0	1C18011	EPA 8260D	03/18/21 12:20	KKW	
Ethylbenzene [100-41-4]^	0.69	U	ug/L	1	0.69	1.0	1C18011	EPA 8260D	03/18/21 12:20	KKW	
Iodomethane [74-88-4]^	2.5	U	ug/L	1	2.5	5.0	1C18011	EPA 8260D	03/18/21 12:20	KKW	QL-02, QV-01
m,p-Xylenes [108-38-3/106-42-3]^	1.3	U	ug/L	1	1.3	2.0	1C18011	EPA 8260D	03/18/21 12:20	KKW	
Methylene chloride [75-09-2]^	2.5	U	ug/L	1	2.5	5.0	1C18011	EPA 8260D	03/18/21 12:20	KKW	
o-Xylene [95-47-6]^	0.53	U	ug/L	1	0.53	1.0	1C18011	EPA 8260D	03/18/21 12:20	KKW	
Styrene [100-42-5]^	0.61	U	ug/L	1	0.61	1.0	1C18011	EPA 8260D	03/18/21 12:20	KKW	
Tetrachloroethene [127-18-4]^	0.76	U	ug/L	1	0.76	1.0	1C18011	EPA 8260D	03/18/21 12:20	KKW	
Toluene [108-88-3]^	0.72	U	ug/L	1	0.72	1.0	1C18011	EPA 8260D	03/18/21 12:20	KKW	
trans-1,2-Dichloroethene [156-60-5]^	0.73	U	ug/L	1	0.73	1.0	1C18011	EPA 8260D	03/18/21 12:20	KKW	
trans-1,3-Dichloropropene [10061-02-6]^	0.73	U	ug/L	1	0.73	1.0	1C18011	EPA 8260D	03/18/21 12:20	KKW	
trans-1,4-Dichloro-2-butene [110-57-6]^	0.79	U	ug/L	1	0.79	1.0	1C18011	EPA 8260D	03/18/21 12:20	KKW	
Trichloroethene [79-01-6]^	0.89	U	ug/L	1	0.89	1.0	1C18011	EPA 8260D	03/18/21 12:20	KKW	
Trichlorofluoromethane [75-69-4]^	0.94	U	ug/L	1	0.94	1.0	1C18011	EPA 8260D	03/18/21 12:20	KKW	
Vinyl acetate [108-05-4]^	2.5	U	ug/L	1	2.5	5.0	1C18011	EPA 8260D	03/18/21 12:20	KKW	

This report relates only to the sample as received by the laboratory, and may only be reproduced in full.

www.encolabs.com

ANALYTICAL RESULTS

Description: MW-5BR
Matrix: Ground Water
Project: ENTERPRISE LF & RECYC (FKA SID LARKIN & SON, INC.)

Lab Sample ID: AE02150-04
Sampled: 03/16/21 13:14
Sampled By: Chris Monaco

Received: 03/17/21 14:17
Work Order: AE02150

Volatile Organic Compounds by GCMS

^ - ENCO Orlando certified analyte [NELAC E83182]

Analyte [CAS Number]	Results	Flag	Units	DF	MDL	PQL	Batch	Method	Analyzed	By	Notes
Vinyl chloride [75-01-4]^	0.71	U	ug/L	1	0.71	1.0	1C18011	EPA 8260D	03/18/21 12:20	KKW	
Xylenes (Total) [1330-20-7]^	1.3	U	ug/L	1	1.3	2.0	1C18011	EPA 8260D	03/18/21 12:20	KKW	

Surrogates	*Results*	*DF*	*Spike Lvl*	*% Rec*	*% Rec Limits*	*Batch*	*Method*	*Analyzed*	*By*	Notes
4-Bromofluorobenzene	*49*	*1*	*50.0*	*99 %*	*41-142*	*1C18011*	*EPA 8260D*	*03/18/21 12:20*	*KKW*	
Dibromofluoromethane	*51*	*1*	*50.0*	*102 %*	*53-146*	*1C18011*	*EPA 8260D*	*03/18/21 12:20*	*KKW*	
Toluene-d8	*52*	*1*	*50.0*	*105 %*	*41-146*	*1C18011*	*EPA 8260D*	*03/18/21 12:20*	*KKW*	

Semivolatile Organic Compounds by GC

^ - ENCO Orlando certified analyte [NELAC E83182]

Analyte [CAS Number]	Results	Flag	Units	DF	MDL	PQL	Batch	Method	Analyzed	By	Notes
1,2-Dibromo-3-chloropropane [96-12-8]^	0.012	U	ug/L	1	0.012	0.020	1C22029	EPA 8011	03/23/21 22:50	fcv	
1,2-Dibromoethane [106-93-4]^	0.010	U	ug/L	1	0.010	0.020	1C22029	EPA 8011	03/23/21 22:50	fcv	

Surrogates	*Results*	*DF*	*Spike Lvl*	*% Rec*	*% Rec Limits*	*Batch*	*Method*	*Analyzed*	*By*	Notes
1,1,1,2-Tetrachloroethane	*0.30*	*1*	*0.250*	*122 %*	*70-130*	*1C22029*	*EPA 8011*	*03/23/21 22:50*	*fcv*	

Metals by EPA 6000/7000 Series Methods

^ - ENCO Orlando certified analyte [NELAC E83182]

Analyte [CAS Number]	Results	Flag	Units	DF	MDL	PQL	Batch	Method	Analyzed	By	Notes
Mercury [7439-97-6]^	**2.24**		ug/L	1	0.0230	0.200	1C18033	EPA 7470A	03/19/21 10:07	SSE	

Metals (total recoverable) by EPA 6000/7000 Series Methods

^ - ENCO Orlando certified analyte [NELAC E83182]

Analyte [CAS Number]	Results	Flag	Units	DF	MDL	PQL	Batch	Method	Analyzed	By	Notes
Antimony [7440-36-0]^	2.50	U	ug/L	1	2.50	5.00	1C18024	EPA 6020B	03/22/21 15:57	JMA	
Arsenic [7440-38-2]^	5.00	U	ug/L	1	5.00	10.0	1C18024	EPA 6020B	03/22/21 15:57	JMA	
Barium [7440-39-3]^	50.0	U	ug/L	1	50.0	100	1C18024	EPA 6020B	03/22/21 15:57	JMA	
Beryllium [7440-41-7]^	0.500	U	ug/L	1	0.500	1.00	1C18024	EPA 6020B	03/22/21 15:57	JMA	
Cadmium [7440-43-9]^	0.500	U	ug/L	1	0.500	3.00	1C18024	EPA 6020B	03/22/21 15:57	JMA	
Chromium [7440-47-3]^	5.00	U	ug/L	1	5.00	10.0	1C18024	EPA 6020B	03/22/21 15:57	JMA	
Cobalt [7440-48-4]^	5.00	U	ug/L	1	5.00	10.0	1C18024	EPA 6020B	03/22/21 15:57	JMA	
Copper [7440-50-8]^	2.50	U	ug/L	1	2.50	10.0	1C18024	EPA 6020B	03/22/21 15:57	JMA	
Iron [7439-89-6]^	25.0	U	ug/L	1	25.0	50.0	1C18024	EPA 6020B	03/22/21 15:57	JMA	
Lead [7439-92-1]^	2.50	U	ug/L	1	2.50	5.00	1C18024	EPA 6020B	03/22/21 15:57	JMA	
Nickel [7440-02-0]^	5.00	U	ug/L	1	5.00	10.0	1C18024	EPA 6020B	03/22/21 15:57	JMA	
Selenium [7782-49-2]^	5.00	U	ug/L	1	5.00	10.0	1C18024	EPA 6020B	03/22/21 15:57	JMA	
Silver [7440-22-4]^	0.500	U	ug/L	1	0.500	1.00	1C18024	EPA 6020B	03/22/21 15:57	JMA	
Sodium [7440-23-5]^	**5.42**		mg/L	1	0.320	1.00	1C18024	EPA 6020B	03/22/21 15:57	JMA	
Thallium [7440-28-0]^	0.500	U	ug/L	1	0.500	1.00	1C18024	EPA 6020B	03/22/21 15:57	JMA	
Vanadium [7440-62-2]^	5.00	U	ug/L	1	5.00	10.0	1C18024	EPA 6020B	03/22/21 15:57	JMA	
Zinc [7440-66-6]^	75.0	U	ug/L	1	75.0	200	1C18024	EPA 6020B	03/22/21 15:57	JMA	

This report relates only to the sample as received by the laboratory, and may only be reproduced in full.

www.encolabs.com

ANALYTICAL RESULTS

Description: MW-5BR
Matrix: Ground Water
Project: ENTERPRISE LF & RECYC (FKA SID LARKIN & SON, INC.)

Lab Sample ID: AE02150-04
Sampled: 03/16/21 13:14
Sampled By: Chris Monaco

Received: 03/17/21 14:17
Work Order: AE02150

Classical Chemistry Parameters

^ - ENCO Orlando certified analyte [NELAC E83182]

Analyte [CAS Number]	Results	Flag	Units	DF	MDL	PQL	Batch	Method	Analyzed	By	Notes
Ammonia as N [7664-41-7]^	0.0098	U	mg/L	1	0.0098	0.020	1C18023	EPA 350.1	03/19/21 08:56	cbarr	
Chloride [16887-00-6]^	**15**		mg/L	1	0.29	5.0	1C17022	EPA 300.0	03/17/21 20:59	ASR	
Nitrate as N [14797-55-8]^	**0.49**	I	mg/L	1	0.052	1.0	1C17022	EPA 300.0	03/17/21 20:59	ASR	
Total Dissolved Solids^	**220**		mg/L	1	10	10	1C22002	SM 2540C-2011	03/24/21 14:39	AAL	

Field Parameters

Analyte [CAS Number]	Results	Flag	Units	DF	MDL	PQL	Batch	Method	Analyzed	By	Notes
Depth to Water	**25.92**		Ft	1			1C30056	Field	03/16/21 13:14	CSP	
Dissolved Oxygen	**0.57**		mg/L	1	0	0	1C30056	Field	03/16/21 13:14	CSP	
Oxidation/Reduction Potential	**234**		mV	1	-999	-999	1C30056	Field	03/16/21 13:14	CSP	
pH	**6.77**		pH Units	1			1C30056	Field	03/16/21 13:14	CSP	
Specific Conductance (EC)	**453**		umhos/cm	1	0	0	1C30056	Field	03/16/21 13:14	CSP	
Temperature	**24.9**		°C	1	0	0	1C30056	Field	03/16/21 13:14	CSP	
Turbidity	**0.1**		NTU	1	0	0	1C30056	Field	03/16/21 13:14	CSP	
Water Elevation	**68.4**		Ft	1			1C30056	Field	03/16/21 13:14	CSP	

This report relates only to the sample as received by the laboratory, and may only be reproduced in full.

www.encolabs.com

ANALYTICAL RESULTS

Description: MW-5AR
Matrix: Ground Water
Project: ENTERPRISE LF & RECYC (FKA SID LARKIN & SON, INC.)

Lab Sample ID: AE02150-05
Sampled: 03/16/21 13:38
Sampled By: Chris Monaco

Received: 03/17/21 14:17
Work Order: AE02150

Volatile Organic Compounds by GCMS

^ - ENCO Orlando certified analyte [NELAC E83182]

Analyte [CAS Number]	Results	Flag	Units	DF	MDL	PQL	Batch	Method	Analyzed	By	Notes
1,1,1,2-Tetrachloroethane [630-20-6]^	0.61	U	ug/L	1	0.61	1.0	1C18011	EPA 8260D	03/18/21 12:48	KKW	
1,1,1-Trichloroethane [71-55-6]^	0.80	U	ug/L	1	0.80	1.0	1C18011	EPA 8260D	03/18/21 12:48	KKW	
1,1,2,2-Tetrachloroethane [79-34-5]^	0.54	U	ug/L	1	0.54	1.0	1C18011	EPA 8260D	03/18/21 12:48	KKW	
1,1,2-Trichloroethane [79-00-5]^	0.76	U	ug/L	1	0.76	1.0	1C18011	EPA 8260D	03/18/21 12:48	KKW	
1,1-Dichloroethane [75-34-3]^	0.62	U	ug/L	1	0.62	1.0	1C18011	EPA 8260D	03/18/21 12:48	KKW	
1,1-Dichloroethene [75-35-4]^	0.94	U	ug/L	1	0.94	1.0	1C18011	EPA 8260D	03/18/21 12:48	KKW	
1,2,3-Trichloropropane [96-18-4]^	0.64	U	ug/L	1	0.64	1.0	1C18011	EPA 8260D	03/18/21 12:48	KKW	
1,2-Dichlorobenzene [95-50-1]^	0.73	U	ug/L	1	0.73	1.0	1C18011	EPA 8260D	03/18/21 12:48	KKW	
1,2-Dichloroethane [107-06-2]^	0.63	U	ug/L	1	0.63	1.0	1C18011	EPA 8260D	03/18/21 12:48	KKW	
1,2-Dichloropropane [78-87-5]^	0.80	U	ug/L	1	0.80	1.0	1C18011	EPA 8260D	03/18/21 12:48	KKW	
1,4-Dichlorobenzene [106-46-7]^	0.76	U	ug/L	1	0.76	1.0	1C18011	EPA 8260D	03/18/21 12:48	KKW	
2-Butanone [78-93-3]^	4.5	U	ug/L	1	4.5	5.0	1C18011	EPA 8260D	03/18/21 12:48	KKW	
2-Hexanone [591-78-6]^	2.5	U	ug/L	1	2.5	5.0	1C18011	EPA 8260D	03/18/21 12:48	KKW	
4-Methyl-2-pentanone [108-10-1]^	2.5	U	ug/L	1	2.5	5.0	1C18011	EPA 8260D	03/18/21 12:48	KKW	
Acetone [67-64-1]^	10	U	ug/L	1	10	20	1C18011	EPA 8260D	03/18/21 12:48	KKW	QV-01
Acrylonitrile [107-13-1]^	5.0	U	ug/L	1	5.0	10	1C18011	EPA 8260D	03/18/21 12:48	KKW	QL-02
Benzene [71-43-2]^	0.71	U	ug/L	1	0.71	1.0	1C18011	EPA 8260D	03/18/21 12:48	KKW	
Bromochloromethane [74-97-5]^	0.94	U	ug/L	1	0.94	1.0	1C18011	EPA 8260D	03/18/21 12:48	KKW	
Bromodichloromethane [75-27-4]^	0.52	U	ug/L	1	0.52	1.0	1C18011	EPA 8260D	03/18/21 12:48	KKW	
Bromoform [75-25-2]^	0.75	U	ug/L	1	0.75	1.0	1C18011	EPA 8260D	03/18/21 12:48	KKW	
Bromomethane [74-83-9]^	0.95	U	ug/L	1	0.95	1.0	1C18011	EPA 8260D	03/18/21 12:48	KKW	QV-01
Carbon disulfide [75-15-0]^	2.5	U	ug/L	1	2.5	5.0	1C18011	EPA 8260D	03/18/21 12:48	KKW	
Carbon tetrachloride [56-23-5]^	0.94	U	ug/L	1	0.94	1.0	1C18011	EPA 8260D	03/18/21 12:48	KKW	QV-01
Chlorobenzene [108-90-7]^	0.72	U	ug/L	1	0.72	1.0	1C18011	EPA 8260D	03/18/21 12:48	KKW	
Chloroethane [75-00-3]^	0.98	U	ug/L	1	0.98	1.0	1C18011	EPA 8260D	03/18/21 12:48	KKW	
Chloroform [67-66-3]^	0.80	U	ug/L	1	0.80	1.0	1C18011	EPA 8260D	03/18/21 12:48	KKW	
Chloromethane [74-87-3]^	0.82	U	ug/L	1	0.82	1.0	1C18011	EPA 8260D	03/18/21 12:48	KKW	QL-02, QV-01
cis-1,2-Dichloroethene [156-59-2]^	0.53	U	ug/L	1	0.53	1.0	1C18011	EPA 8260D	03/18/21 12:48	KKW	
cis-1,3-Dichloropropene [10061-01-5]^	0.59	U	ug/L	1	0.59	1.0	1C18011	EPA 8260D	03/18/21 12:48	KKW	
Dibromochloromethane [124-48-1]^	0.50	U	ug/L	1	0.50	1.0	1C18011	EPA 8260D	03/18/21 12:48	KKW	
Dibromomethane [74-95-3]^	0.84	U	ug/L	1	0.84	1.0	1C18011	EPA 8260D	03/18/21 12:48	KKW	
Ethylbenzene [100-41-4]^	0.69	U	ug/L	1	0.69	1.0	1C18011	EPA 8260D	03/18/21 12:48	KKW	
Iodomethane [74-88-4]^	2.5	U	ug/L	1	2.5	5.0	1C18011	EPA 8260D	03/18/21 12:48	KKW	QL-02, QV-01
m,p-Xylenes [108-38-3/106-42-3]^	1.3	U	ug/L	1	1.3	2.0	1C18011	EPA 8260D	03/18/21 12:48	KKW	
Methylene chloride [75-09-2]^	2.5	U	ug/L	1	2.5	5.0	1C18011	EPA 8260D	03/18/21 12:48	KKW	
o-Xylene [95-47-6]^	0.53	U	ug/L	1	0.53	1.0	1C18011	EPA 8260D	03/18/21 12:48	KKW	
Styrene [100-42-5]^	0.61	U	ug/L	1	0.61	1.0	1C18011	EPA 8260D	03/18/21 12:48	KKW	
Tetrachloroethene [127-18-4]^	0.76	U	ug/L	1	0.76	1.0	1C18011	EPA 8260D	03/18/21 12:48	KKW	
Toluene [108-88-3]^	0.72	U	ug/L	1	0.72	1.0	1C18011	EPA 8260D	03/18/21 12:48	KKW	
trans-1,2-Dichloroethene [156-60-5]^	0.73	U	ug/L	1	0.73	1.0	1C18011	EPA 8260D	03/18/21 12:48	KKW	
trans-1,3-Dichloropropene [10061-02-6]^	0.73	U	ug/L	1	0.73	1.0	1C18011	EPA 8260D	03/18/21 12:48	KKW	
trans-1,4-Dichloro-2-butene [110-57-6]^	0.79	U	ug/L	1	0.79	1.0	1C18011	EPA 8260D	03/18/21 12:48	KKW	
Trichloroethene [79-01-6]^	0.89	U	ug/L	1	0.89	1.0	1C18011	EPA 8260D	03/18/21 12:48	KKW	
Trichlorofluoromethane [75-69-4]^	0.94	U	ug/L	1	0.94	1.0	1C18011	EPA 8260D	03/18/21 12:48	KKW	
Vinyl acetate [108-05-4]^	2.5	U	ug/L	1	2.5	5.0	1C18011	EPA 8260D	03/18/21 12:48	KKW	

This report relates only to the sample as received by the laboratory, and may only be reproduced in full.

www.encolabs.com

ANALYTICAL RESULTS

Description: MW-5AR
Matrix: Ground Water
Project: ENTERPRISE LF & RECYC (FKA SID LARKIN & SON, INC.)

Lab Sample ID: AE02150-05
Sampled: 03/16/21 13:38
Sampled By: Chris Monaco

Received: 03/17/21 14:17
Work Order: AE02150

Volatile Organic Compounds by GCMS

^ - ENCO Orlando certified analyte [NELAC E83182]

Analyte [CAS Number]	Results	Flag	Units	DF	MDL	PQL	Batch	Method	Analyzed	By	Notes
Vinyl chloride [75-01-4]^	0.71	U	ug/L	1	0.71	1.0	1C18011	EPA 8260D	03/18/21 12:48	KKW	
Xylenes (Total) [1330-20-7]^	1.3	U	ug/L	1	1.3	2.0	1C18011	EPA 8260D	03/18/21 12:48	KKW	

Surrogates	*Results*	*DF*	*Spike Lvl*	*% Rec*	*% Rec Limits*	*Batch*	*Method*	*Analyzed*	*By*	Notes
4-Bromofluorobenzene	*48*	*1*	*50.0*	*96 %*	*41-142*	*1C18011*	*EPA 8260D*	*03/18/21 12:48*	*KKW*	
Dibromofluoromethane	*54*	*1*	*50.0*	*108 %*	*53-146*	*1C18011*	*EPA 8260D*	*03/18/21 12:48*	*KKW*	
Toluene-d8	*52*	*1*	*50.0*	*104 %*	*41-146*	*1C18011*	*EPA 8260D*	*03/18/21 12:48*	*KKW*	

Semivolatile Organic Compounds by GC

^ - ENCO Orlando certified analyte [NELAC E83182]

Analyte [CAS Number]	Results	Flag	Units	DF	MDL	PQL	Batch	Method	Analyzed	By	Notes
1,2-Dibromo-3-chloropropane [96-12-8]^	0.012	U	ug/L	1	0.012	0.020	1C22029	EPA 8011	03/23/21 23:05	fcv	
1,2-Dibromoethane [106-93-4]^	0.010	U	ug/L	1	0.010	0.020	1C22029	EPA 8011	03/23/21 23:05	fcv	

Surrogates	*Results*	*DF*	*Spike Lvl*	*% Rec*	*% Rec Limits*	*Batch*	*Method*	*Analyzed*	*By*	Notes
1,1,1,2-Tetrachloroethane	*0.32*	*1*	*0.250*	*128 %*	*70-130*	*1C22029*	*EPA 8011*	*03/23/21 23:05*	*fcv*	

Metals by EPA 6000/7000 Series Methods

^ - ENCO Orlando certified analyte [NELAC E83182]

Analyte [CAS Number]	Results	Flag	Units	DF	MDL	PQL	Batch	Method	Analyzed	By	Notes
Mercury [7439-97-6]^	0.0230	U	ug/L	1	0.0230	0.200	1C18033	EPA 7470A	03/19/21 10:10	SSE	

Metals (total recoverable) by EPA 6000/7000 Series Methods

^ - ENCO Orlando certified analyte [NELAC E83182]

Analyte [CAS Number]	Results	Flag	Units	DF	MDL	PQL	Batch	Method	Analyzed	By	Notes
Antimony [7440-36-0]^	2.50	U	ug/L	1	2.50	5.00	1C18024	EPA 6020B	03/22/21 16:01	JMA	
Arsenic [7440-38-2]^	5.00	U	ug/L	1	5.00	10.0	1C18024	EPA 6020B	03/22/21 16:01	JMA	
Barium [7440-39-3]^	50.0	U	ug/L	1	50.0	100	1C18024	EPA 6020B	03/22/21 16:01	JMA	
Beryllium [7440-41-7]^	0.500	U	ug/L	1	0.500	1.00	1C18024	EPA 6020B	03/22/21 16:01	JMA	
Cadmium [7440-43-9]^	0.500	U	ug/L	1	0.500	3.00	1C18024	EPA 6020B	03/22/21 16:01	JMA	
Chromium [7440-47-3]^	5.00	U	ug/L	1	5.00	10.0	1C18024	EPA 6020B	03/22/21 16:01	JMA	
Cobalt [7440-48-4]^	5.00	U	ug/L	1	5.00	10.0	1C18024	EPA 6020B	03/22/21 16:01	JMA	
Copper [7440-50-8]^	2.50	U	ug/L	1	2.50	10.0	1C18024	EPA 6020B	03/22/21 16:01	JMA	
Iron [7439-89-6]^	**1710**		ug/L	1	25.0	50.0	1C18024	EPA 6020B	03/22/21 16:01	JMA	
Lead [7439-92-1]^	2.50	U	ug/L	1	2.50	5.00	1C18024	EPA 6020B	03/22/21 16:01	JMA	
Nickel [7440-02-0]^	5.00	U	ug/L	1	5.00	10.0	1C18024	EPA 6020B	03/22/21 16:01	JMA	
Selenium [7782-49-2]^	5.00	U	ug/L	1	5.00	10.0	1C18024	EPA 6020B	03/22/21 16:01	JMA	
Silver [7440-22-4]^	0.500	U	ug/L	1	0.500	1.00	1C18024	EPA 6020B	03/22/21 16:01	JMA	
Sodium [7440-23-5]^	**12.8**		mg/L	1	0.320	1.00	1C18024	EPA 6020B	03/22/21 16:01	JMA	
Thallium [7440-28-0]^	0.500	U	ug/L	1	0.500	1.00	1C18024	EPA 6020B	03/22/21 16:01	JMA	
Vanadium [7440-62-2]^	5.00	U	ug/L	1	5.00	10.0	1C18024	EPA 6020B	03/22/21 16:01	JMA	
Zinc [7440-66-6]^	75.0	U	ug/L	1	75.0	200	1C18024	EPA 6020B	03/22/21 16:01	JMA	

This report relates only to the sample as received by the laboratory, and may only be reproduced in full.

www.encolabs.com

ANALYTICAL RESULTS

Description: MW-5AR
Matrix: Ground Water
Project: ENTERPRISE LF & RECYC (FKA SID LARKIN & SON, INC.)

Lab Sample ID: AE02150-05
Sampled: 03/16/21 13:38
Sampled By: Chris Monaco

Received: 03/17/21 14:17
Work Order: AE02150

Classical Chemistry Parameters

^ - ENCO Orlando certified analyte [NELAC E83182]

Analyte [CAS Number]	Results	Flag	Units	DF	MDL	PQL	Batch	Method	Analyzed	By	Notes
Ammonia as N [7664-41-7]^	0.0098	U	mg/L	1	0.0098	0.020	1C18023	EPA 350.1	03/19/21 08:57	cbarr	
Chloride [16887-00-6]^	**33**		mg/L	1	0.29	5.0	1C17055	EPA 300.0	03/18/21 02:06	ASR	
Nitrate as N [14797-55-8]^	0.052	U	mg/L	1	0.052	1.0	1C17055	EPA 300.0	03/18/21 02:06	ASR	
Total Dissolved Solids^	**100**		mg/L	1	10	10	1C22002	SM 2540C-2011	03/24/21 14:39	AAL	

Field Parameters

Analyte [CAS Number]	Results	Flag	Units	DF	MDL	PQL	Batch	Method	Analyzed	By	Notes
Depth to Water	**18.56**		Ft	1			1C30056	Field	03/16/21 13:38	CSP	
Dissolved Oxygen	**0.2**		mg/L	1	0	0	1C30056	Field	03/16/21 13:38	CSP	
Oxidation/Reduction Potential	**216.4**		mV	1	-999	-999	1C30056	Field	03/16/21 13:38	CSP	
pH	**5.23**		pH Units	1			1C30056	Field	03/16/21 13:38	CSP	
Specific Conductance (EC)	**247**		umhos/cm	1	0	0	1C30056	Field	03/16/21 13:38	CSP	
Temperature	**25.8**		°C	1	0	0	1C30056	Field	03/16/21 13:38	CSP	
Turbidity	**0.8**		NTU	1	0	0	1C30056	Field	03/16/21 13:38	CSP	
Water Elevation	**76.35**		Ft	1			1C30056	Field	03/16/21 13:38	CSP	

This report relates only to the sample as received by the laboratory, and may only be reproduced in full.

www.encolabs.com

ANALYTICAL RESULTS

Description: MW-4B
Matrix: Ground Water
Project: ENTERPRISE LF & RECYC (FKA SID LARKIN & SON, INC.)

Lab Sample ID: AE02150-06
Sampled: 03/16/21 14:08
Sampled By: Chris Monaco

Received: 03/17/21 14:17
Work Order: AE02150

Volatile Organic Compounds by GCMS

^ - ENCO Orlando certified analyte [NELAC E83182]

Analyte [CAS Number]	Results	Flag	Units	DF	MDL	PQL	Batch	Method	Analyzed	By	Notes
1,1,1,2-Tetrachloroethane [630-20-6]^	0.61	U	ug/L	1	0.61	1.0	1C18011	EPA 8260D	03/18/21 13:16	KKW	
1,1,1-Trichloroethane [71-55-6]^	0.80	U	ug/L	1	0.80	1.0	1C18011	EPA 8260D	03/18/21 13:16	KKW	
1,1,2,2-Tetrachloroethane [79-34-5]^	0.54	U	ug/L	1	0.54	1.0	1C18011	EPA 8260D	03/18/21 13:16	KKW	
1,1,2-Trichloroethane [79-00-5]^	0.76	U	ug/L	1	0.76	1.0	1C18011	EPA 8260D	03/18/21 13:16	KKW	
1,1-Dichloroethane [75-34-3]^	0.62	U	ug/L	1	0.62	1.0	1C18011	EPA 8260D	03/18/21 13:16	KKW	
1,1-Dichloroethene [75-35-4]^	0.94	U	ug/L	1	0.94	1.0	1C18011	EPA 8260D	03/18/21 13:16	KKW	
1,2,3-Trichloropropane [96-18-4]^	0.64	U	ug/L	1	0.64	1.0	1C18011	EPA 8260D	03/18/21 13:16	KKW	
1,2-Dichlorobenzene [95-50-1]^	0.73	U	ug/L	1	0.73	1.0	1C18011	EPA 8260D	03/18/21 13:16	KKW	
1,2-Dichloroethane [107-06-2]^	0.63	U	ug/L	1	0.63	1.0	1C18011	EPA 8260D	03/18/21 13:16	KKW	
1,2-Dichloropropane [78-87-5]^	0.80	U	ug/L	1	0.80	1.0	1C18011	EPA 8260D	03/18/21 13:16	KKW	
1,4-Dichlorobenzene [106-46-7]^	0.76	U	ug/L	1	0.76	1.0	1C18011	EPA 8260D	03/18/21 13:16	KKW	
2-Butanone [78-93-3]^	4.5	U	ug/L	1	4.5	5.0	1C18011	EPA 8260D	03/18/21 13:16	KKW	
2-Hexanone [591-78-6]^	2.5	U	ug/L	1	2.5	5.0	1C18011	EPA 8260D	03/18/21 13:16	KKW	
4-Methyl-2-pentanone [108-10-1]^	2.5	U	ug/L	1	2.5	5.0	1C18011	EPA 8260D	03/18/21 13:16	KKW	
Acetone [67-64-1]^	10	U	ug/L	1	10	20	1C18011	EPA 8260D	03/18/21 13:16	KKW	QV-01
Acrylonitrile [107-13-1]^	5.0	U	ug/L	1	5.0	10	1C18011	EPA 8260D	03/18/21 13:16	KKW	QL-02
Benzene [71-43-2]^	0.71	U	ug/L	1	0.71	1.0	1C18011	EPA 8260D	03/18/21 13:16	KKW	
Bromochloromethane [74-97-5]^	0.94	U	ug/L	1	0.94	1.0	1C18011	EPA 8260D	03/18/21 13:16	KKW	
Bromodichloromethane [75-27-4]^	0.52	U	ug/L	1	0.52	1.0	1C18011	EPA 8260D	03/18/21 13:16	KKW	
Bromoform [75-25-2]^	0.75	U	ug/L	1	0.75	1.0	1C18011	EPA 8260D	03/18/21 13:16	KKW	
Bromomethane [74-83-9]^	0.95	U	ug/L	1	0.95	1.0	1C18011	EPA 8260D	03/18/21 13:16	KKW	QV-01
Carbon disulfide [75-15-0]^	2.5	U	ug/L	1	2.5	5.0	1C18011	EPA 8260D	03/18/21 13:16	KKW	
Carbon tetrachloride [56-23-5]^	0.94	U	ug/L	1	0.94	1.0	1C18011	EPA 8260D	03/18/21 13:16	KKW	QV-01
Chlorobenzene [108-90-7]^	0.72	U	ug/L	1	0.72	1.0	1C18011	EPA 8260D	03/18/21 13:16	KKW	
Chloroethane [75-00-3]^	0.98	U	ug/L	1	0.98	1.0	1C18011	EPA 8260D	03/18/21 13:16	KKW	
Chloroform [67-66-3]^	0.80	U	ug/L	1	0.80	1.0	1C18011	EPA 8260D	03/18/21 13:16	KKW	
Chloromethane [74-87-3]^	0.82	U	ug/L	1	0.82	1.0	1C18011	EPA 8260D	03/18/21 13:16	KKW	QL-02, QV-01
cis-1,2-Dichloroethene [156-59-2]^	0.53	U	ug/L	1	0.53	1.0	1C18011	EPA 8260D	03/18/21 13:16	KKW	
cis-1,3-Dichloropropene [10061-01-5]^	0.59	U	ug/L	1	0.59	1.0	1C18011	EPA 8260D	03/18/21 13:16	KKW	
Dibromochloromethane [124-48-1]^	0.50	U	ug/L	1	0.50	1.0	1C18011	EPA 8260D	03/18/21 13:16	KKW	
Dibromomethane [74-95-3]^	0.84	U	ug/L	1	0.84	1.0	1C18011	EPA 8260D	03/18/21 13:16	KKW	
Ethylbenzene [100-41-4]^	0.69	U	ug/L	1	0.69	1.0	1C18011	EPA 8260D	03/18/21 13:16	KKW	
Iodomethane [74-88-4]^	2.5	U	ug/L	1	2.5	5.0	1C18011	EPA 8260D	03/18/21 13:16	KKW	QL-02, QV-01
m,p-Xylenes [108-38-3/106-42-3]^	1.3	U	ug/L	1	1.3	2.0	1C18011	EPA 8260D	03/18/21 13:16	KKW	
Methylene chloride [75-09-2]^	2.5	U	ug/L	1	2.5	5.0	1C18011	EPA 8260D	03/18/21 13:16	KKW	
o-Xylene [95-47-6]^	0.53	U	ug/L	1	0.53	1.0	1C18011	EPA 8260D	03/18/21 13:16	KKW	
Styrene [100-42-5]^	0.61	U	ug/L	1	0.61	1.0	1C18011	EPA 8260D	03/18/21 13:16	KKW	
Tetrachloroethene [127-18-4]^	0.76	U	ug/L	1	0.76	1.0	1C18011	EPA 8260D	03/18/21 13:16	KKW	
Toluene [108-88-3]^	0.72	U	ug/L	1	0.72	1.0	1C18011	EPA 8260D	03/18/21 13:16	KKW	
trans-1,2-Dichloroethene [156-60-5]^	0.73	U	ug/L	1	0.73	1.0	1C18011	EPA 8260D	03/18/21 13:16	KKW	
trans-1,3-Dichloropropene [10061-02-6]^	0.73	U	ug/L	1	0.73	1.0	1C18011	EPA 8260D	03/18/21 13:16	KKW	
trans-1,4-Dichloro-2-butene [110-57-6]^	0.79	U	ug/L	1	0.79	1.0	1C18011	EPA 8260D	03/18/21 13:16	KKW	
Trichloroethene [79-01-6]^	0.89	U	ug/L	1	0.89	1.0	1C18011	EPA 8260D	03/18/21 13:16	KKW	
Trichlorofluoromethane [75-69-4]^	0.94	U	ug/L	1	0.94	1.0	1C18011	EPA 8260D	03/18/21 13:16	KKW	
Vinyl acetate [108-05-4]^	2.5	U	ug/L	1	2.5	5.0	1C18011	EPA 8260D	03/18/21 13:16	KKW	

This report relates only to the sample as received by the laboratory, and may only be reproduced in full.

www.encolabs.com

ANALYTICAL RESULTS

Description: MW-4B
Matrix: Ground Water
Project: ENTERPRISE LF & RECYC (FKA SID LARKIN & SON, INC.)

Lab Sample ID: AE02150-06
Sampled: 03/16/21 14:08
Sampled By: Chris Monaco

Received: 03/17/21 14:17
Work Order: AE02150

Volatile Organic Compounds by GCMS

^ - ENCO Orlando certified analyte [NELAC E83182]

Analyte [CAS Number]	Results	Flag	Units	DF	MDL	PQL	Batch	Method	Analyzed	By	Notes
Vinyl chloride [75-01-4]^	0.71	U	ug/L	1	0.71	1.0	1C18011	EPA 8260D	03/18/21 13:16	KKW	
Xylenes (Total) [1330-20-7]^	1.3	U	ug/L	1	1.3	2.0	1C18011	EPA 8260D	03/18/21 13:16	KKW	

Surrogates	*Results*	*DF*	*Spike Lvl*	*% Rec*	*% Rec Limits*	*Batch*	*Method*	*Analyzed*	*By*	Notes
4-Bromofluorobenzene	*48*	*1*	*50.0*	*96 %*	*41-142*	*1C18011*	*EPA 8260D*	*03/18/21 13:16*	*KKW*	
Dibromofluoromethane	*54*	*1*	*50.0*	*108 %*	*53-146*	*1C18011*	*EPA 8260D*	*03/18/21 13:16*	*KKW*	
Toluene-d8	*54*	*1*	*50.0*	*108 %*	*41-146*	*1C18011*	*EPA 8260D*	*03/18/21 13:16*	*KKW*	

Semivolatile Organic Compounds by GC

^ - ENCO Orlando certified analyte [NELAC E83182]

Analyte [CAS Number]	Results	Flag	Units	DF	MDL	PQL	Batch	Method	Analyzed	By	Notes
1,2-Dibromo-3-chloropropane [96-12-8]^	0.012	U	ug/L	1	0.012	0.020	1C22029	EPA 8011	03/23/21 23:21	fcv	
1,2-Dibromoethane [106-93-4]^	0.010	U	ug/L	1	0.010	0.020	1C22029	EPA 8011	03/23/21 23:21	fcv	

Surrogates	*Results*	*DF*	*Spike Lvl*	*% Rec*	*% Rec Limits*	*Batch*	*Method*	*Analyzed*	*By*	Notes
1,1,1,2-Tetrachloroethane	*0.28*	*1*	*0.250*	*112 %*	*70-130*	*1C22029*	*EPA 8011*	*03/23/21 23:21*	*fcv*	

Metals by EPA 6000/7000 Series Methods

^ - ENCO Orlando certified analyte [NELAC E83182]

Analyte [CAS Number]	Results	Flag	Units	DF	MDL	PQL	Batch	Method	Analyzed	By	Notes
Mercury [7439-97-6]^	0.0230	U	ug/L	1	0.0230	0.200	1C18033	EPA 7470A	03/19/21 10:14	SSE	

Metals (total recoverable) by EPA 6000/7000 Series Methods

^ - ENCO Orlando certified analyte [NELAC E83182]

Analyte [CAS Number]	Results	Flag	Units	DF	MDL	PQL	Batch	Method	Analyzed	By	Notes
Antimony [7440-36-0]^	2.50	U	ug/L	1	2.50	5.00	1C18024	EPA 6020B	03/22/21 16:05	JMA	
Arsenic [7440-38-2]^	5.00	U	ug/L	1	5.00	10.0	1C18024	EPA 6020B	03/22/21 16:05	JMA	
Barium [7440-39-3]^	50.0	U	ug/L	1	50.0	100	1C18024	EPA 6020B	03/22/21 16:05	JMA	
Beryllium [7440-41-7]^	0.500	U	ug/L	1	0.500	1.00	1C18024	EPA 6020B	03/22/21 16:05	JMA	
Cadmium [7440-43-9]^	0.500	U	ug/L	1	0.500	3.00	1C18024	EPA 6020B	03/22/21 16:05	JMA	
Chromium [7440-47-3]^	5.00	U	ug/L	1	5.00	10.0	1C18024	EPA 6020B	03/22/21 16:05	JMA	
Cobalt [7440-48-4]^	5.00	U	ug/L	1	5.00	10.0	1C18024	EPA 6020B	03/22/21 16:05	JMA	
Copper [7440-50-8]^	2.50	U	ug/L	1	2.50	10.0	1C18024	EPA 6020B	03/22/21 16:05	JMA	
Iron [7439-89-6]^	25.0	U	ug/L	1	25.0	50.0	1C18024	EPA 6020B	03/22/21 16:05	JMA	
Lead [7439-92-1]^	2.50	U	ug/L	1	2.50	5.00	1C18024	EPA 6020B	03/22/21 16:05	JMA	
Nickel [7440-02-0]^	5.00	U	ug/L	1	5.00	10.0	1C18024	EPA 6020B	03/22/21 16:05	JMA	
Selenium [7782-49-2]^	5.00	U	ug/L	1	5.00	10.0	1C18024	EPA 6020B	03/22/21 16:05	JMA	
Silver [7440-22-4]^	0.500	U	ug/L	1	0.500	1.00	1C18024	EPA 6020B	03/22/21 16:05	JMA	
Sodium [7440-23-5]^	**4.25**		mg/L	1	0.320	1.00	1C18024	EPA 6020B	03/22/21 16:05	JMA	
Thallium [7440-28-0]^	0.500	U	ug/L	1	0.500	1.00	1C18024	EPA 6020B	03/22/21 16:05	JMA	
Vanadium [7440-62-2]^	5.00	U	ug/L	1	5.00	10.0	1C18024	EPA 6020B	03/22/21 16:05	JMA	
Zinc [7440-66-6]^	75.0	U	ug/L	1	75.0	200	1C18024	EPA 6020B	03/22/21 16:05	JMA	

This report relates only to the sample as received by the laboratory, and may only be reproduced in full.

www.encolabs.com

ANALYTICAL RESULTS

Description: MW-4B
Matrix: Ground Water
Project: ENTERPRISE LF & RECYC (FKA SID LARKIN & SON, INC.)

Lab Sample ID: AE02150-06
Sampled: 03/16/21 14:08
Sampled By: Chris Monaco

Received: 03/17/21 14:17
Work Order: AE02150

Classical Chemistry Parameters

^ - ENCO Orlando certified analyte [NELAC E83182]

Analyte [CAS Number]	Results	Flag	Units	DF	MDL	PQL	Batch	Method	Analyzed	By	Notes
Ammonia as N [7664-41-7]^	0.0098	U	mg/L	1	0.0098	0.020	1C18023	EPA 350.1	03/19/21 08:58	cbarr	
Chloride [16887-00-6]^	**4.4**	I	mg/L	1	0.29	5.0	1C17055	EPA 300.0	03/18/21 02:21	ASR	
Nitrate as N [14797-55-8]^	**0.45**	I	mg/L	1	0.052	1.0	1C17055	EPA 300.0	03/18/21 02:21	ASR	
Total Dissolved Solids^	**100**		mg/L	1	10	10	1C22002	SM 2540C-2011	03/24/21 14:39	AAL	

Field Parameters

Analyte [CAS Number]	Results	Flag	Units	DF	MDL	PQL	Batch	Method	Analyzed	By	Notes
Depth to Water	**28.1**		Ft	1			1C30056	Field	03/16/21 14:08	CSP	
Dissolved Oxygen	**3.69**		mg/L	1	0	0	1C30056	Field	03/16/21 14:08	CSP	
Oxidation/Reduction Potential	**280**		mV	1	-999	-999	1C30056	Field	03/16/21 14:08	CSP	
pH	**7.23**		pH Units	1			1C30056	Field	03/16/21 14:08	CSP	
Specific Conductance (EC)	**273**		umhos/cm	1	0	0	1C30056	Field	03/16/21 14:08	CSP	
Temperature	**24.7**		°C	1	0	0	1C30056	Field	03/16/21 14:08	CSP	
Turbidity	**0.1**		NTU	1	0	0	1C30056	Field	03/16/21 14:08	CSP	
Water Elevation	**72.77**		Ft	1			1C30056	Field	03/16/21 14:08	CSP	

This report relates only to the sample as received by the laboratory, and may only be reproduced in full.

www.encolabs.com

ANALYTICAL RESULTS

Description: TRIP BLANK 1 | **Lab Sample ID:** AE02150-07 | **Received:** 03/17/21 14:17

Matrix: Water | **Sampled:** 03/17/21 00:00 | **Work Order:** AE02150

Project: ENTERPRISE LF & RECYC (FKA SID LARKIN & SON, INC.) | **Sampled By:** ENCO ORL

Volatile Organic Compounds by GCMS

^ - ENCO Orlando certified analyte [NELAC E83182]

Analyte [CAS Number]	Results	Flag	Units	DF	MDL	PQL	Batch	Method	Analyzed	By	Notes
1,1,1,2-Tetrachloroethane [630-20-6]^	0.61	U	ug/L	1	0.61	1.0	1C18011	EPA 8260D	03/18/21 13:44	KKW	
1,1,1-Trichloroethane [71-55-6]^	0.80	U	ug/L	1	0.80	1.0	1C18011	EPA 8260D	03/18/21 13:44	KKW	
1,1,2,2-Tetrachloroethane [79-34-5]^	0.54	U	ug/L	1	0.54	1.0	1C18011	EPA 8260D	03/18/21 13:44	KKW	
1,1,2-Trichloroethane [79-00-5]^	0.76	U	ug/L	1	0.76	1.0	1C18011	EPA 8260D	03/18/21 13:44	KKW	
1,1-Dichloroethane [75-34-3]^	0.62	U	ug/L	1	0.62	1.0	1C18011	EPA 8260D	03/18/21 13:44	KKW	
1,1-Dichloroethene [75-35-4]^	0.94	U	ug/L	1	0.94	1.0	1C18011	EPA 8260D	03/18/21 13:44	KKW	
1,2,3-Trichloropropane [96-18-4]^	0.64	U	ug/L	1	0.64	1.0	1C18011	EPA 8260D	03/18/21 13:44	KKW	
1,2-Dichlorobenzene [95-50-1]^	0.73	U	ug/L	1	0.73	1.0	1C18011	EPA 8260D	03/18/21 13:44	KKW	
1,2-Dichloroethane [107-06-2]^	0.63	U	ug/L	1	0.63	1.0	1C18011	EPA 8260D	03/18/21 13:44	KKW	
1,2-Dichloropropane [78-87-5]^	0.80	U	ug/L	1	0.80	1.0	1C18011	EPA 8260D	03/18/21 13:44	KKW	
1,4-Dichlorobenzene [106-46-7]^	0.76	U	ug/L	1	0.76	1.0	1C18011	EPA 8260D	03/18/21 13:44	KKW	
2-Butanone [78-93-3]^	4.5	U	ug/L	1	4.5	5.0	1C18011	EPA 8260D	03/18/21 13:44	KKW	
2-Hexanone [591-78-6]^	2.5	U	ug/L	1	2.5	5.0	1C18011	EPA 8260D	03/18/21 13:44	KKW	
4-Methyl-2-pentanone [108-10-1]^	2.5	U	ug/L	1	2.5	5.0	1C18011	EPA 8260D	03/18/21 13:44	KKW	
Acetone [67-64-1]^	10	U	ug/L	1	10	20	1C18011	EPA 8260D	03/18/21 13:44	KKW	QV-01
Acrylonitrile [107-13-1]^	5.0	U	ug/L	1	5.0	10	1C18011	EPA 8260D	03/18/21 13:44	KKW	QL-02
Benzene [71-43-2]^	0.71	U	ug/L	1	0.71	1.0	1C18011	EPA 8260D	03/18/21 13:44	KKW	
Bromochloromethane [74-97-5]^	0.94	U	ug/L	1	0.94	1.0	1C18011	EPA 8260D	03/18/21 13:44	KKW	
Bromodichloromethane [75-27-4]^	0.52	U	ug/L	1	0.52	1.0	1C18011	EPA 8260D	03/18/21 13:44	KKW	
Bromoform [75-25-2]^	0.75	U	ug/L	1	0.75	1.0	1C18011	EPA 8260D	03/18/21 13:44	KKW	
Bromomethane [74-83-9]^	0.95	U	ug/L	1	0.95	1.0	1C18011	EPA 8260D	03/18/21 13:44	KKW	QV-01
Carbon disulfide [75-15-0]^	2.5	U	ug/L	1	2.5	5.0	1C18011	EPA 8260D	03/18/21 13:44	KKW	
Carbon tetrachloride [56-23-5]^	0.94	U	ug/L	1	0.94	1.0	1C18011	EPA 8260D	03/18/21 13:44	KKW	QV-01
Chlorobenzene [108-90-7]^	0.72	U	ug/L	1	0.72	1.0	1C18011	EPA 8260D	03/18/21 13:44	KKW	
Chloroethane [75-00-3]^	0.98	U	ug/L	1	0.98	1.0	1C18011	EPA 8260D	03/18/21 13:44	KKW	
Chloroform [67-66-3]^	0.80	U	ug/L	1	0.80	1.0	1C18011	EPA 8260D	03/18/21 13:44	KKW	
Chloromethane [74-87-3]^	0.82	U	ug/L	1	0.82	1.0	1C18011	EPA 8260D	03/18/21 13:44	KKW	QL-02, QM-07
cis-1,2-Dichloroethene [156-59-2]^	0.53	U	ug/L	1	0.53	1.0	1C18011	EPA 8260D	03/18/21 13:44	KKW	
cis-1,3-Dichloropropene [10061-01-5]^	0.59	U	ug/L	1	0.59	1.0	1C18011	EPA 8260D	03/18/21 13:44	KKW	
Dibromochloromethane [124-48-1]^	0.50	U	ug/L	1	0.50	1.0	1C18011	EPA 8260D	03/18/21 13:44	KKW	
Dibromomethane [74-95-3]^	0.84	U	ug/L	1	0.84	1.0	1C18011	EPA 8260D	03/18/21 13:44	KKW	
Ethylbenzene [100-41-4]^	0.69	U	ug/L	1	0.69	1.0	1C18011	EPA 8260D	03/18/21 13:44	KKW	
Iodomethane [74-88-4]^	2.5	U	ug/L	1	2.5	5.0	1C18011	EPA 8260D	03/18/21 13:44	KKW	QL-02, QV-01
m,p-Xylenes [108-38-3/106-42-3]^	1.3	U	ug/L	1	1.3	2.0	1C18011	EPA 8260D	03/18/21 13:44	KKW	
Methylene chloride [75-09-2]^	2.5	U	ug/L	1	2.5	5.0	1C18011	EPA 8260D	03/18/21 13:44	KKW	
o-Xylene [95-47-6]^	0.53	U	ug/L	1	0.53	1.0	1C18011	EPA 8260D	03/18/21 13:44	KKW	
Styrene [100-42-5]^	0.61	U	ug/L	1	0.61	1.0	1C18011	EPA 8260D	03/18/21 13:44	KKW	
Tetrachloroethene [127-18-4]^	0.76	U	ug/L	1	0.76	1.0	1C18011	EPA 8260D	03/18/21 13:44	KKW	
Toluene [108-88-3]^	0.72	U	ug/L	1	0.72	1.0	1C18011	EPA 8260D	03/18/21 13:44	KKW	
trans-1,2-Dichloroethene [156-60-5]^	0.73	U	ug/L	1	0.73	1.0	1C18011	EPA 8260D	03/18/21 13:44	KKW	
trans-1,3-Dichloropropene [10061-02-6]^	0.73	U	ug/L	1	0.73	1.0	1C18011	EPA 8260D	03/18/21 13:44	KKW	
trans-1,4-Dichloro-2-butene [110-57-6]^	0.79	U	ug/L	1	0.79	1.0	1C18011	EPA 8260D	03/18/21 13:44	KKW	
Trichloroethene [79-01-6]^	0.89	U	ug/L	1	0.89	1.0	1C18011	EPA 8260D	03/18/21 13:44	KKW	
Trichlorofluoromethane [75-69-4]^	0.94	U	ug/L	1	0.94	1.0	1C18011	EPA 8260D	03/18/21 13:44	KKW	
Vinyl acetate [108-05-4]^	2.5	U	ug/L	1	2.5	5.0	1C18011	EPA 8260D	03/18/21 13:44	KKW	

This report relates only to the sample as received by the laboratory, and may only be reproduced in full.

www.encolabs.com

ANALYTICAL RESULTS

Description: TRIP BLANK 1
Matrix: Water
Project: ENTERPRISE LF & RECYC (FKA SID LARKIN & SON, INC.)

Lab Sample ID: AE02150-07
Sampled: 03/17/21 00:00
Sampled By: ENCO ORL

Received: 03/17/21 14:17
Work Order: AE02150

Volatile Organic Compounds by GCMS

^ - ENCO Orlando certified analyte [NELAC E83182]

Analyte [CAS Number]	Results	Flag	Units	DF	MDL	PQL	Batch	Method	Analyzed	By	Notes
Vinyl chloride [75-01-4]^	0.71	U	ug/L	1	0.71	1.0	1C18011	EPA 8260D	03/18/21 13:44	KKW	
Xylenes (Total) [1330-20-7]^	1.3	U	ug/L	1	1.3	2.0	1C18011	EPA 8260D	03/18/21 13:44	KKW	

Surrogates	*Results*	*DF*	*Spike Lvl*	*% Rec*	*% Rec Limits*	*Batch*	*Method*	*Analyzed*	*By*	Notes
4-Bromofluorobenzene	*49*	*1*	*50.0*	*99 %*	*41-142*	*1C18011*	*EPA 8260D*	*03/18/21 13:44*	*KKW*	
Dibromofluoromethane	*51*	*1*	*50.0*	*102 %*	*53-146*	*1C18011*	*EPA 8260D*	*03/18/21 13:44*	*KKW*	
Toluene-d8	*51*	*1*	*50.0*	*102 %*	*41-146*	*1C18011*	*EPA 8260D*	*03/18/21 13:44*	*KKW*	

This report relates only to the sample as received by the laboratory, and may only be reproduced in full.

www.encolabs.com

ANALYTICAL RESULTS

Description: BW-1B
Matrix: Ground Water
Project: ENTERPRISE LF & RECYC (FKA SID LARKIN & SON, INC.)

Lab Sample ID: AE02150-08
Sampled: 03/17/21 12:20
Sampled By: Chris Monaco

Received: 03/17/21 14:17
Work Order: AE02150

Volatile Organic Compounds by GCMS

^ - ENCO Orlando certified analyte [NELAC E83182]

Analyte [CAS Number]	Results	Flag	Units	DF	MDL	PQL	Batch	Method	Analyzed	By	Notes
1,1,1,2-Tetrachloroethane [630-20-6]^	0.61	U	ug/L	1	0.61	1.0	1C18040	EPA 8260D	03/19/21 04:11	KKW	
1,1,1-Trichloroethane [71-55-6]^	0.80	U	ug/L	1	0.80	1.0	1C18040	EPA 8260D	03/19/21 04:11	KKW	
1,1,2,2-Tetrachloroethane [79-34-5]^	0.54	U	ug/L	1	0.54	1.0	1C18040	EPA 8260D	03/19/21 04:11	KKW	
1,1,2-Trichloroethane [79-00-5]^	0.76	U	ug/L	1	0.76	1.0	1C18040	EPA 8260D	03/19/21 04:11	KKW	
1,1-Dichloroethane [75-34-3]^	0.62	U	ug/L	1	0.62	1.0	1C18040	EPA 8260D	03/19/21 04:11	KKW	
1,1-Dichloroethene [75-35-4]^	0.94	U	ug/L	1	0.94	1.0	1C18040	EPA 8260D	03/19/21 04:11	KKW	
1,2,3-Trichloropropane [96-18-4]^	0.64	U	ug/L	1	0.64	1.0	1C18040	EPA 8260D	03/19/21 04:11	KKW	
1,2-Dichlorobenzene [95-50-1]^	0.73	U	ug/L	1	0.73	1.0	1C18040	EPA 8260D	03/19/21 04:11	KKW	
1,2-Dichloroethane [107-06-2]^	0.63	U	ug/L	1	0.63	1.0	1C18040	EPA 8260D	03/19/21 04:11	KKW	
1,2-Dichloropropane [78-87-5]^	0.80	U	ug/L	1	0.80	1.0	1C18040	EPA 8260D	03/19/21 04:11	KKW	
1,4-Dichlorobenzene [106-46-7]^	0.76	U	ug/L	1	0.76	1.0	1C18040	EPA 8260D	03/19/21 04:11	KKW	
2-Butanone [78-93-3]^	4.5	U	ug/L	1	4.5	5.0	1C18040	EPA 8260D	03/19/21 04:11	KKW	
2-Hexanone [591-78-6]^	2.5	U	ug/L	1	2.5	5.0	1C18040	EPA 8260D	03/19/21 04:11	KKW	
4-Methyl-2-pentanone [108-10-1]^	2.5	U	ug/L	1	2.5	5.0	1C18040	EPA 8260D	03/19/21 04:11	KKW	
Acetone [67-64-1]^	10	U	ug/L	1	10	20	1C18040	EPA 8260D	03/19/21 04:11	KKW	
Acrylonitrile [107-13-1]^	5.0	U	ug/L	1	5.0	10	1C18040	EPA 8260D	03/19/21 04:11	KKW	
Benzene [71-43-2]^	0.71	U	ug/L	1	0.71	1.0	1C18040	EPA 8260D	03/19/21 04:11	KKW	
Bromochloromethane [74-97-5]^	0.94	U	ug/L	1	0.94	1.0	1C18040	EPA 8260D	03/19/21 04:11	KKW	
Bromodichloromethane [75-27-4]^	0.52	U	ug/L	1	0.52	1.0	1C18040	EPA 8260D	03/19/21 04:11	KKW	
Bromoform [75-25-2]^	0.75	U	ug/L	1	0.75	1.0	1C18040	EPA 8260D	03/19/21 04:11	KKW	
Bromomethane [74-83-9]^	0.95	U	ug/L	1	0.95	1.0	1C18040	EPA 8260D	03/19/21 04:11	KKW	QV-01
Carbon disulfide [75-15-0]^	2.5	U	ug/L	1	2.5	5.0	1C18040	EPA 8260D	03/19/21 04:11	KKW	
Carbon tetrachloride [56-23-5]^	0.94	U	ug/L	1	0.94	1.0	1C18040	EPA 8260D	03/19/21 04:11	KKW	
Chlorobenzene [108-90-7]^	0.72	U	ug/L	1	0.72	1.0	1C18040	EPA 8260D	03/19/21 04:11	KKW	
Chloroethane [75-00-3]^	0.98	U	ug/L	1	0.98	1.0	1C18040	EPA 8260D	03/19/21 04:11	KKW	
Chloroform [67-66-3]^	0.80	U	ug/L	1	0.80	1.0	1C18040	EPA 8260D	03/19/21 04:11	KKW	
Chloromethane [74-87-3]^	0.82	U	ug/L	1	0.82	1.0	1C18040	EPA 8260D	03/19/21 04:11	KKW	QL-02, QV-01
cis-1,2-Dichloroethene [156-59-2]^	0.53	U	ug/L	1	0.53	1.0	1C18040	EPA 8260D	03/19/21 04:11	KKW	
cis-1,3-Dichloropropene [10061-01-5]^	0.59	U	ug/L	1	0.59	1.0	1C18040	EPA 8260D	03/19/21 04:11	KKW	
Dibromochloromethane [124-48-1]^	0.50	U	ug/L	1	0.50	1.0	1C18040	EPA 8260D	03/19/21 04:11	KKW	
Dibromomethane [74-95-3]^	0.84	U	ug/L	1	0.84	1.0	1C18040	EPA 8260D	03/19/21 04:11	KKW	
Ethylbenzene [100-41-4]^	0.69	U	ug/L	1	0.69	1.0	1C18040	EPA 8260D	03/19/21 04:11	KKW	
Iodomethane [74-88-4]^	2.5	U	ug/L	1	2.5	5.0	1C18040	EPA 8260D	03/19/21 04:11	KKW	QL-02
m,p-Xylenes [108-38-3/106-42-3]^	1.3	U	ug/L	1	1.3	2.0	1C18040	EPA 8260D	03/19/21 04:11	KKW	
Methylene chloride [75-09-2]^	2.5	U	ug/L	1	2.5	5.0	1C18040	EPA 8260D	03/19/21 04:11	KKW	
o-Xylene [95-47-6]^	0.53	U	ug/L	1	0.53	1.0	1C18040	EPA 8260D	03/19/21 04:11	KKW	
Styrene [100-42-5]^	0.61	U	ug/L	1	0.61	1.0	1C18040	EPA 8260D	03/19/21 04:11	KKW	
Tetrachloroethene [127-18-4]^	0.76	U	ug/L	1	0.76	1.0	1C18040	EPA 8260D	03/19/21 04:11	KKW	QV-01
Toluene [108-88-3]^	0.72	U	ug/L	1	0.72	1.0	1C18040	EPA 8260D	03/19/21 04:11	KKW	
trans-1,2-Dichloroethene [156-60-5]^	0.73	U	ug/L	1	0.73	1.0	1C18040	EPA 8260D	03/19/21 04:11	KKW	
trans-1,3-Dichloropropene [10061-02-6]^	0.73	U	ug/L	1	0.73	1.0	1C18040	EPA 8260D	03/19/21 04:11	KKW	
trans-1,4-Dichloro-2-butene [110-57-6]^	0.79	U	ug/L	1	0.79	1.0	1C18040	EPA 8260D	03/19/21 04:11	KKW	
Trichloroethene [79-01-6]^	0.89	U	ug/L	1	0.89	1.0	1C18040	EPA 8260D	03/19/21 04:11	KKW	
Trichlorofluoromethane [75-69-4]^	0.94	U	ug/L	1	0.94	1.0	1C18040	EPA 8260D	03/19/21 04:11	KKW	
Vinyl acetate [108-05-4]^	2.5	U	ug/L	1	2.5	5.0	1C18040	EPA 8260D	03/19/21 04:11	KKW	
Vinyl chloride [75-01-4]^	0.71	U	ug/L	1	0.71	1.0	1C18040	EPA 8260D	03/19/21 04:11	KKW	

This report relates only to the sample as received by the laboratory, and may only be reproduced in full.

www.encolabs.com

ANALYTICAL RESULTS

Description: BW-1B
Matrix: Ground Water
Project: ENTERPRISE LF & RECYC (FKA SID LARKIN & SON, INC.)

Lab Sample ID: AE02150-08
Sampled: 03/17/21 12:20
Sampled By: Chris Monaco

Received: 03/17/21 14:17
Work Order: AE02150

Volatile Organic Compounds by GCMS

^ - ENCO Orlando certified analyte [NELAC E83182]

Analyte [CAS Number]	Results	Flag	Units	DF	MDL	PQL	Batch	Method	Analyzed	By	Notes
Xylenes (Total) [1330-20-7]^	1.3	U	ug/L	1	1.3	2.0	1C18040	EPA 8260D	03/19/21 04:11	KKW	

Surrogates	*Results*	*DF*	*Spike Lvl*	*% Rec*	*% Rec Limits*	*Batch*	*Method*	*Analyzed*	*By*	Notes
4-Bromofluorobenzene	*48*	*1*	*50.0*	*95 %*	*41-142*	*1C18040*	*EPA 8260D*	*03/19/21 04:11*	*KKW*	
Dibromofluoromethane	*51*	*1*	*50.0*	*102 %*	*53-146*	*1C18040*	*EPA 8260D*	*03/19/21 04:11*	*KKW*	
Toluene-d8	*50*	*1*	*50.0*	*101 %*	*41-146*	*1C18040*	*EPA 8260D*	*03/19/21 04:11*	*KKW*	

Semivolatile Organic Compounds by GC

^ - ENCO Orlando certified analyte [NELAC E83182]

Analyte [CAS Number]	Results	Flag	Units	DF	MDL	PQL	Batch	Method	Analyzed	By	Notes
1,2-Dibromo-3-chloropropane [96-12-8]^	0.012	U	ug/L	1	0.012	0.020	1C22029	EPA 8011	03/23/21 23:36	fcv	
1,2-Dibromoethane [106-93-4]^	0.010	U	ug/L	1	0.010	0.020	1C22029	EPA 8011	03/23/21 23:36	fcv	

Surrogates	*Results*	*DF*	*Spike Lvl*	*% Rec*	*% Rec Limits*	*Batch*	*Method*	*Analyzed*	*By*	Notes
1,1,1,2-Tetrachloroethane	*0.30*	*1*	*0.250*	*119 %*	*70-130*	*1C22029*	*EPA 8011*	*03/23/21 23:36*	*fcv*	

Metals by EPA 6000/7000 Series Methods

^ - ENCO Orlando certified analyte [NELAC E83182]

Analyte [CAS Number]	Results	Flag	Units	DF	MDL	PQL	Batch	Method	Analyzed	By	Notes
Mercury [7439-97-6]^	0.0230	U	ug/L	1	0.0230	0.200	1C18033	EPA 7470A	03/19/21 10:17	SSE	

Metals (total recoverable) by EPA 6000/7000 Series Methods

^ - ENCO Orlando certified analyte [NELAC E83182]

Analyte [CAS Number]	Results	Flag	Units	DF	MDL	PQL	Batch	Method	Analyzed	By	Notes
Antimony [7440-36-0]^	2.50	U	ug/L	1	2.50	5.00	1C18024	EPA 6020B	03/22/21 16:09	JMA	
Arsenic [7440-38-2]^	5.00	U	ug/L	1	5.00	10.0	1C18024	EPA 6020B	03/22/21 16:09	JMA	
Barium [7440-39-3]^	50.0	U	ug/L	1	50.0	100	1C18024	EPA 6020B	03/22/21 16:09	JMA	
Beryllium [7440-41-7]^	0.500	U	ug/L	1	0.500	1.00	1C18024	EPA 6020B	03/22/21 16:09	JMA	
Cadmium [7440-43-9]^	0.500	U	ug/L	1	0.500	3.00	1C18024	EPA 6020B	03/22/21 16:09	JMA	
Chromium [7440-47-3]^	5.00	U	ug/L	1	5.00	10.0	1C18024	EPA 6020B	03/22/21 16:09	JMA	
Cobalt [7440-48-4]^	5.00	U	ug/L	1	5.00	10.0	1C18024	EPA 6020B	03/22/21 16:09	JMA	
Copper [7440-50-8]^	2.50	U	ug/L	1	2.50	10.0	1C18024	EPA 6020B	03/22/21 16:09	JMA	
Iron [7439-89-6]^	25.0	U	ug/L	1	25.0	50.0	1C18024	EPA 6020B	03/22/21 16:09	JMA	
Lead [7439-92-1]^	2.50	U	ug/L	1	2.50	5.00	1C18024	EPA 6020B	03/22/21 16:09	JMA	
Nickel [7440-02-0]^	5.00	U	ug/L	1	5.00	10.0	1C18024	EPA 6020B	03/22/21 16:09	JMA	
Selenium [7782-49-2]^	5.00	U	ug/L	1	5.00	10.0	1C18024	EPA 6020B	03/22/21 16:09	JMA	
Silver [7440-22-4]^	0.500	U	ug/L	1	0.500	1.00	1C18024	EPA 6020B	03/22/21 16:09	JMA	
Sodium [7440-23-5]^	**8.22**		mg/L	1	0.320	1.00	1C18024	EPA 6020B	03/22/21 16:09	JMA	
Thallium [7440-28-0]^	0.500	U	ug/L	1	0.500	1.00	1C18024	EPA 6020B	03/22/21 16:09	JMA	
Vanadium [7440-62-2]^	5.00	U	ug/L	1	5.00	10.0	1C18024	EPA 6020B	03/22/21 16:09	JMA	
Zinc [7440-66-6]^	75.0	U	ug/L	1	75.0	200	1C18024	EPA 6020B	03/22/21 16:09	JMA	

This report relates only to the sample as received by the laboratory, and may only be reproduced in full.

www.encolabs.com

ANALYTICAL RESULTS

Description: BW-1B
Matrix: Ground Water
Project: ENTERPRISE LF & RECYC (FKA SID LARKIN & SON, INC.)

Lab Sample ID: AE02150-08
Sampled: 03/17/21 12:20
Sampled By: Chris Monaco

Received: 03/17/21 14:17
Work Order: AE02150

Classical Chemistry Parameters

^ - ENCO Orlando certified analyte [NELAC E83182]

Analyte [CAS Number]	Results	Flag	Units	DF	MDL	PQL	Batch	Method	Analyzed	By	Notes
Ammonia as N [7664-41-7]^	0.0098	U	mg/L	1	0.0098	0.020	1C18023	EPA 350.1	03/19/21 08:59	cbarr	
Chloride [16887-00-6]^	**14**		mg/L	1	0.29	5.0	1C17055	EPA 300.0	03/18/21 02:51	ASR	
Nitrate as N [14797-55-8]^	**5.2**		mg/L	1	0.052	1.0	1C17055	EPA 300.0	03/18/21 02:51	ASR	
Total Dissolved Solids^	**140**		mg/L	1	10	10	1C23001	SM 2540C-2011	03/25/21 08:00	AAL	

Field Parameters

Analyte [CAS Number]	Results	Flag	Units	DF	MDL	PQL	Batch	Method	Analyzed	By	Notes
Depth to Water	**53.66**		Ft	1			1C30056	Field	03/17/21 12:20	CSP	
Dissolved Oxygen	**6.69**		mg/L	1	0	0	1C30056	Field	03/17/21 12:20	CSP	
Oxidation/Reduction Potential	**319.7**		mV	1	-999	-999	1C30056	Field	03/17/21 12:20	CSP	
pH	**6.44**		pH Units	1			1C30056	Field	03/17/21 12:20	CSP	
Specific Conductance (EC)	**255**		umhos/cm	1	0	0	1C30056	Field	03/17/21 12:20	CSP	
Temperature	**25.2**		°C	1	0	0	1C30056	Field	03/17/21 12:20	CSP	
Turbidity	**0.4**		NTU	1	0	0	1C30056	Field	03/17/21 12:20	CSP	
Water Elevation	**69.16**		Ft	1			1C30056	Field	03/17/21 12:20	CSP	

This report relates only to the sample as received by the laboratory, and may only be reproduced in full.

www.encolabs.com

ANALYTICAL RESULTS

Description: Supply Well
Matrix: Ground Water
Project: ENTERPRISE LF & RECYC (FKA SID LARKIN & SON, INC.)

Lab Sample ID: AE02150-09
Sampled: 03/17/21 12:43
Sampled By: Chris Monaco

Received: 03/17/21 14:17
Work Order: AE02150

Volatile Organic Compounds by GCMS

^ - ENCO Orlando certified analyte [NELAC E83182]

Analyte [CAS Number]	Results	Flag	Units	DF	MDL	PQL	Batch	Method	Analyzed	By	Notes
1,1,1,2-Tetrachloroethane [630-20-6]^	0.61	U	ug/L	1	0.61	1.0	1C18040	EPA 8260D	03/19/21 04:39	KKW	
1,1,1-Trichloroethane [71-55-6]^	0.80	U	ug/L	1	0.80	1.0	1C18040	EPA 8260D	03/19/21 04:39	KKW	
1,1,2,2-Tetrachloroethane [79-34-5]^	0.54	U	ug/L	1	0.54	1.0	1C18040	EPA 8260D	03/19/21 04:39	KKW	
1,1,2-Trichloroethane [79-00-5]^	0.76	U	ug/L	1	0.76	1.0	1C18040	EPA 8260D	03/19/21 04:39	KKW	
1,1-Dichloroethane [75-34-3]^	0.62	U	ug/L	1	0.62	1.0	1C18040	EPA 8260D	03/19/21 04:39	KKW	
1,1-Dichloroethene [75-35-4]^	0.94	U	ug/L	1	0.94	1.0	1C18040	EPA 8260D	03/19/21 04:39	KKW	
1,2,3-Trichloropropane [96-18-4]^	0.64	U	ug/L	1	0.64	1.0	1C18040	EPA 8260D	03/19/21 04:39	KKW	
1,2-Dichlorobenzene [95-50-1]^	0.73	U	ug/L	1	0.73	1.0	1C18040	EPA 8260D	03/19/21 04:39	KKW	
1,2-Dichloroethane [107-06-2]^	0.63	U	ug/L	1	0.63	1.0	1C18040	EPA 8260D	03/19/21 04:39	KKW	
1,2-Dichloropropane [78-87-5]^	0.80	U	ug/L	1	0.80	1.0	1C18040	EPA 8260D	03/19/21 04:39	KKW	
1,4-Dichlorobenzene [106-46-7]^	0.76	U	ug/L	1	0.76	1.0	1C18040	EPA 8260D	03/19/21 04:39	KKW	
2-Butanone [78-93-3]^	4.5	U	ug/L	1	4.5	5.0	1C18040	EPA 8260D	03/19/21 04:39	KKW	
2-Hexanone [591-78-6]^	2.5	U	ug/L	1	2.5	5.0	1C18040	EPA 8260D	03/19/21 04:39	KKW	
4-Methyl-2-pentanone [108-10-1]^	2.5	U	ug/L	1	2.5	5.0	1C18040	EPA 8260D	03/19/21 04:39	KKW	
Acetone [67-64-1]^	10	U	ug/L	1	10	20	1C18040	EPA 8260D	03/19/21 04:39	KKW	
Acrylonitrile [107-13-1]^	5.0	U	ug/L	1	5.0	10	1C18040	EPA 8260D	03/19/21 04:39	KKW	
Benzene [71-43-2]^	0.71	U	ug/L	1	0.71	1.0	1C18040	EPA 8260D	03/19/21 04:39	KKW	
Bromochloromethane [74-97-5]^	0.94	U	ug/L	1	0.94	1.0	1C18040	EPA 8260D	03/19/21 04:39	KKW	
Bromodichloromethane [75-27-4]^	0.52	U	ug/L	1	0.52	1.0	1C18040	EPA 8260D	03/19/21 04:39	KKW	
Bromoform [75-25-2]^	0.75	U	ug/L	1	0.75	1.0	1C18040	EPA 8260D	03/19/21 04:39	KKW	
Bromomethane [74-83-9]^	0.95	U	ug/L	1	0.95	1.0	1C18040	EPA 8260D	03/19/21 04:39	KKW	QV-01
Carbon disulfide [75-15-0]^	2.5	U	ug/L	1	2.5	5.0	1C18040	EPA 8260D	03/19/21 04:39	KKW	
Carbon tetrachloride [56-23-5]^	0.94	U	ug/L	1	0.94	1.0	1C18040	EPA 8260D	03/19/21 04:39	KKW	
Chlorobenzene [108-90-7]^	0.72	U	ug/L	1	0.72	1.0	1C18040	EPA 8260D	03/19/21 04:39	KKW	
Chloroethane [75-00-3]^	0.98	U	ug/L	1	0.98	1.0	1C18040	EPA 8260D	03/19/21 04:39	KKW	
Chloroform [67-66-3]^	0.80	U	ug/L	1	0.80	1.0	1C18040	EPA 8260D	03/19/21 04:39	KKW	
Chloromethane [74-87-3]^	0.82	U	ug/L	1	0.82	1.0	1C18040	EPA 8260D	03/19/21 04:39	KKW	QL-02, QV-01
cis-1,2-Dichloroethene [156-59-2]^	0.53	U	ug/L	1	0.53	1.0	1C18040	EPA 8260D	03/19/21 04:39	KKW	
cis-1,3-Dichloropropene [10061-01-5]^	0.59	U	ug/L	1	0.59	1.0	1C18040	EPA 8260D	03/19/21 04:39	KKW	
Dibromochloromethane [124-48-1]^	0.50	U	ug/L	1	0.50	1.0	1C18040	EPA 8260D	03/19/21 04:39	KKW	
Dibromomethane [74-95-3]^	0.84	U	ug/L	1	0.84	1.0	1C18040	EPA 8260D	03/19/21 04:39	KKW	
Ethylbenzene [100-41-4]^	0.69	U	ug/L	1	0.69	1.0	1C18040	EPA 8260D	03/19/21 04:39	KKW	
Iodomethane [74-88-4]^	2.5	U	ug/L	1	2.5	5.0	1C18040	EPA 8260D	03/19/21 04:39	KKW	QL-02
m,p-Xylenes [108-38-3/106-42-3]^	1.3	U	ug/L	1	1.3	2.0	1C18040	EPA 8260D	03/19/21 04:39	KKW	
Methylene chloride [75-09-2]^	2.5	U	ug/L	1	2.5	5.0	1C18040	EPA 8260D	03/19/21 04:39	KKW	
o-Xylene [95-47-6]^	0.53	U	ug/L	1	0.53	1.0	1C18040	EPA 8260D	03/19/21 04:39	KKW	
Styrene [100-42-5]^	0.61	U	ug/L	1	0.61	1.0	1C18040	EPA 8260D	03/19/21 04:39	KKW	
Tetrachloroethene [127-18-4]^	0.76	U	ug/L	1	0.76	1.0	1C18040	EPA 8260D	03/19/21 04:39	KKW	QV-01
Toluene [108-88-3]^	0.72	U	ug/L	1	0.72	1.0	1C18040	EPA 8260D	03/19/21 04:39	KKW	
trans-1,2-Dichloroethene [156-60-5]^	0.73	U	ug/L	1	0.73	1.0	1C18040	EPA 8260D	03/19/21 04:39	KKW	
trans-1,3-Dichloropropene [10061-02-6]^	0.73	U	ug/L	1	0.73	1.0	1C18040	EPA 8260D	03/19/21 04:39	KKW	
trans-1,4-Dichloro-2-butene [110-57-6]^	0.79	U	ug/L	1	0.79	1.0	1C18040	EPA 8260D	03/19/21 04:39	KKW	
Trichloroethene [79-01-6]^	0.89	U	ug/L	1	0.89	1.0	1C18040	EPA 8260D	03/19/21 04:39	KKW	
Trichlorofluoromethane [75-69-4]^	0.94	U	ug/L	1	0.94	1.0	1C18040	EPA 8260D	03/19/21 04:39	KKW	
Vinyl acetate [108-05-4]^	2.5	U	ug/L	1	2.5	5.0	1C18040	EPA 8260D	03/19/21 04:39	KKW	
Vinyl chloride [75-01-4]^	0.71	U	ug/L	1	0.71	1.0	1C18040	EPA 8260D	03/19/21 04:39	KKW	

This report relates only to the sample as received by the laboratory, and may only be reproduced in full.

www.encolabs.com

ANALYTICAL RESULTS

Description: Supply Well
Matrix: Ground Water
Project: ENTERPRISE LF & RECYC (FKA SID LARKIN & SON, INC.)

Lab Sample ID: AE02150-09
Sampled: 03/17/21 12:43
Sampled By: Chris Monaco

Received: 03/17/21 14:17
Work Order: AE02150

Volatile Organic Compounds by GCMS

^ - ENCO Orlando certified analyte [NELAC E83182]

Analyte [CAS Number]	Results	Flag	Units	DF	MDL	PQL	Batch	Method	Analyzed	By	Notes
Xylenes (Total) [1330-20-7]^	1.3	U	ug/L	1	1.3	2.0	1C18040	EPA 8260D	03/19/21 04:39	KKW	

Surrogates	*Results*	*DF*	*Spike Lvl*	*% Rec*	*% Rec Limits*	*Batch*	*Method*	*Analyzed*	*By*	Notes
4-Bromofluorobenzene	*47*	*1*	*50.0*	*93 %*	*41-142*	*1C18040*	*EPA 8260D*	*03/19/21 04:39*	*KKW*	
Dibromofluoromethane	*50*	*1*	*50.0*	*101 %*	*53-146*	*1C18040*	*EPA 8260D*	*03/19/21 04:39*	*KKW*	
Toluene-d8	*53*	*1*	*50.0*	*105 %*	*41-146*	*1C18040*	*EPA 8260D*	*03/19/21 04:39*	*KKW*	

Semivolatile Organic Compounds by GC

^ - ENCO Orlando certified analyte [NELAC E83182]

Analyte [CAS Number]	Results	Flag	Units	DF	MDL	PQL	Batch	Method	Analyzed	By	Notes
1,2-Dibromo-3-chloropropane [96-12-8]^	0.012	U	ug/L	1	0.012	0.020	1C22029	EPA 8011	03/23/21 23:52	fcv	
1,2-Dibromoethane [106-93-4]^	0.010	U	ug/L	1	0.010	0.020	1C22029	EPA 8011	03/23/21 23:52	fcv	

Surrogates	*Results*	*DF*	*Spike Lvl*	*% Rec*	*% Rec Limits*	*Batch*	*Method*	*Analyzed*	*By*	Notes
1,1,1,2-Tetrachloroethane	*0.28*	*1*	*0.250*	*112 %*	*70-130*	*1C22029*	*EPA 8011*	*03/23/21 23:52*	*fcv*	

Metals by EPA 6000/7000 Series Methods

^ - ENCO Orlando certified analyte [NELAC E83182]

Analyte [CAS Number]	Results	Flag	Units	DF	MDL	PQL	Batch	Method	Analyzed	By	Notes
Mercury [7439-97-6]^	0.0230	U	ug/L	1	0.0230	0.200	1C18033	EPA 7470A	03/19/21 10:20	SSE	

Metals (total recoverable) by EPA 6000/7000 Series Methods

^ - ENCO Orlando certified analyte [NELAC E83182]

Analyte [CAS Number]	Results	Flag	Units	DF	MDL	PQL	Batch	Method	Analyzed	By	Notes
Antimony [7440-36-0]^	2.50	U	ug/L	1	2.50	5.00	1C18024	EPA 6020B	03/22/21 16:13	JMA	
Arsenic [7440-38-2]^	5.00	U	ug/L	1	5.00	10.0	1C18024	EPA 6020B	03/22/21 16:13	JMA	
Barium [7440-39-3]^	50.0	U	ug/L	1	50.0	100	1C18024	EPA 6020B	03/22/21 16:13	JMA	
Beryllium [7440-41-7]^	0.500	U	ug/L	1	0.500	1.00	1C18024	EPA 6020B	03/22/21 16:13	JMA	
Cadmium [7440-43-9]^	0.500	U	ug/L	1	0.500	3.00	1C18024	EPA 6020B	03/22/21 16:13	JMA	
Chromium [7440-47-3]^	5.00	U	ug/L	1	5.00	10.0	1C18024	EPA 6020B	03/22/21 16:13	JMA	
Cobalt [7440-48-4]^	5.00	U	ug/L	1	5.00	10.0	1C18024	EPA 6020B	03/22/21 16:13	JMA	
Copper [7440-50-8]^	**2.83**	I	ug/L	1	2.50	10.0	1C18024	EPA 6020B	03/22/21 16:13	JMA	
Iron [7439-89-6]^	**112**		ug/L	1	25.0	50.0	1C18024	EPA 6020B	03/22/21 16:13	JMA	
Lead [7439-92-1]^	2.50	U	ug/L	1	2.50	5.00	1C18024	EPA 6020B	03/22/21 16:13	JMA	
Nickel [7440-02-0]^	5.00	U	ug/L	1	5.00	10.0	1C18024	EPA 6020B	03/22/21 16:13	JMA	
Selenium [7782-49-2]^	5.00	U	ug/L	1	5.00	10.0	1C18024	EPA 6020B	03/22/21 16:13	JMA	
Silver [7440-22-4]^	0.500	U	ug/L	1	0.500	1.00	1C18024	EPA 6020B	03/22/21 16:13	JMA	
Sodium [7440-23-5]^	**9.23**		mg/L	1	0.320	1.00	1C18024	EPA 6020B	03/22/21 16:13	JMA	
Thallium [7440-28-0]^	0.500	U	ug/L	1	0.500	1.00	1C18024	EPA 6020B	03/22/21 16:13	JMA	
Vanadium [7440-62-2]^	5.00	U	ug/L	1	5.00	10.0	1C18024	EPA 6020B	03/22/21 16:13	JMA	
Zinc [7440-66-6]^	75.0	U	ug/L	1	75.0	200	1C18024	EPA 6020B	03/22/21 16:13	JMA	

This report relates only to the sample as received by the laboratory, and may only be reproduced in full.

www.encolabs.com

ANALYTICAL RESULTS

Description: Supply Well
Matrix: Ground Water
Project: ENTERPRISE LF & RECYC (FKA SID LARKIN & SON, INC.)

Lab Sample ID: AE02150-09
Sampled: 03/17/21 12:43
Sampled By: Chris Monaco

Received: 03/17/21 14:17
Work Order: AE02150

Classical Chemistry Parameters

^ - ENCO Orlando certified analyte [NELAC E83182]

Analyte [CAS Number]	Results	Flag	Units	DF	MDL	PQL	Batch	Method	Analyzed	By	Notes
Ammonia as N [7664-41-7]^	**0.93**		mg/L	1	0.0098	0.020	1C18023	EPA 350.1	03/19/21 09:00	cbarr	
Chloride [16887-00-6]^	**14**		mg/L	1	0.29	5.0	1C17055	EPA 300.0	03/18/21 03:06	ASR	
Nitrate as N [14797-55-8]^	**0.36**	I	mg/L	1	0.052	1.0	1C17055	EPA 300.0	03/18/21 03:06	ASR	
Total Dissolved Solids^	**230**		mg/L	1	10	10	1C23001	SM 2540C-2011	03/25/21 08:00	AAL	

Field Parameters

Analyte [CAS Number]	Results	Flag	Units	DF	MDL	PQL	Batch	Method	Analyzed	By	Notes
Dissolved Oxygen	**1.33**		mg/L	1	0	0	1C30056	Field	03/17/21 12:43	CSP	
Oxidation/Reduction Potential	**282.2**		mV	1	-999	-999	1C30056	Field	03/17/21 12:43	CSP	
pH	**6.81**		pH Units	1			1C30056	Field	03/17/21 12:43	CSP	
Specific Conductance (EC)	**453**		umhos/cm	1	0	0	1C30056	Field	03/17/21 12:43	CSP	
Temperature	**24.6**		°C	1	0	0	1C30056	Field	03/17/21 12:43	CSP	
Turbidity	**2**		NTU	1	0	0	1C30056	Field	03/17/21 12:43	CSP	

This report relates only to the sample as received by the laboratory, and may only be reproduced in full.

QUALITY CONTROL DATA

Volatile Organic Compounds by GCMS - Quality Control

Batch 1C18011 - EPA 5030B_MS

Blank (1C18011-BLK1) Prepared: 03/18/2021 00:00 Analyzed: 03/18/2021 10:01

Analyte	Result	Flag	PQL	Units	Spike Level	Source Result	%REC	%REC Limits	RPD	RPD Limit	Notes
1,1,1,2-Tetrachloroethane	0.61	U	1.0	ug/L							
1,1,1-Trichloroethane	0.80	U	1.0	ug/L							
1,1,2,2-Tetrachloroethane	0.54	U	1.0	ug/L							
1,1,2-Trichloroethane	0.76	U	1.0	ug/L							
1,1-Dichloroethane	0.62	U	1.0	ug/L							
1,1-Dichloroethene	0.94	U	1.0	ug/L							
1,2,3-Trichloropropane	0.64	U	1.0	ug/L							
1,2-Dichlorobenzene	0.73	U	1.0	ug/L							
1,2-Dichloroethane	0.63	U	1.0	ug/L							
1,2-Dichloropropane	0.80	U	1.0	ug/L							
1,4-Dichlorobenzene	0.76	U	1.0	ug/L							
2-Butanone	4.5	U	5.0	ug/L							
2-Hexanone	2.5	U	5.0	ug/L							
4-Methyl-2-pentanone	2.5	U	5.0	ug/L							
Acetone	10	U	20	ug/L							
Acrylonitrile	5.0	U	10	ug/L							
Benzene	0.71	U	1.0	ug/L							
Bromochloromethane	0.94	U	1.0	ug/L							
Bromodichloromethane	0.52	U	1.0	ug/L							
Bromoform	0.75	U	1.0	ug/L							
Bromomethane	0.95	U	1.0	ug/L							
Carbon disulfide	2.5	U	5.0	ug/L							
Carbon tetrachloride	0.94	U	1.0	ug/L							
Chlorobenzene	0.72	U	1.0	ug/L							
Chloroethane	0.98	U	1.0	ug/L							
Chloroform	0.80	U	1.0	ug/L							
Chloromethane	0.82	U	1.0	ug/L							
cis-1,2-Dichloroethene	0.53	U	1.0	ug/L							
cis-1,3-Dichloropropene	0.59	U	1.0	ug/L							
Dibromochloromethane	0.50	U	1.0	ug/L							
Dibromomethane	0.84	U	1.0	ug/L							
Ethylbenzene	0.69	U	1.0	ug/L							
Iodomethane	2.5	U	5.0	ug/L							
m,p-Xylenes	1.3	U	2.0	ug/L							
Methylene chloride	2.5	U	5.0	ug/L							
o-Xylene	0.53	U	1.0	ug/L							
Styrene	0.61	U	1.0	ug/L							
Tetrachloroethene	0.76	U	1.0	ug/L							
Toluene	0.72	U	1.0	ug/L							
trans-1,2-Dichloroethene	0.73	U	1.0	ug/L							
trans-1,3-Dichloropropene	0.73	U	1.0	ug/L							
trans-1,4-Dichloro-2-butene	0.79	U	1.0	ug/L							
Trichloroethene	0.89	U	1.0	ug/L							
Trichlorofluoromethane	0.94	U	1.0	ug/L							
Vinyl acetate	2.5	U	5.0	ug/L							
Vinyl chloride	0.71	U	1.0	ug/L							
Xylenes (Total)	1.3	U	2.0	ug/L							
4-Bromofluorobenzene	*46*			*ug/L*	*50.0*		*92*	*41-142*			
Dibromofluoromethane	*54*			*ug/L*	*50.0*		*108*	*53-146*			

This report relates only to the sample as received by the laboratory, and may only be reproduced in full.

QUALITY CONTROL DATA

Volatile Organic Compounds by GCMS - Quality Control

Batch 1C18011 - EPA 5030B_MS - Continued

Blank (1C18011-BLK1) Continued Prepared: 03/18/2021 00:00 Analyzed: 03/18/2021 10:01

Analyte	Result	Flag	PQL	Units	Spike Level	Source Result	%REC	%REC Limits	RPD	RPD Limit	Notes
Toluene-d8	*53*			*ug/L*	*50.0*		*106*	*41-146*			

LCS (1C18011-BS1) Prepared: 03/18/2021 00:00 Analyzed: 03/18/2021 09:05

Analyte	Result	Flag	PQL	Units	Spike Level	Source Result	%REC	%REC Limits	RPD	RPD Limit	Notes
1,1-Dichloroethene	25		1.0	ug/L	20.0		124	47-139			
Benzene	23		1.0	ug/L	20.0		113	56-136			
Chlorobenzene	19		1.0	ug/L	20.0		95	51-139			
Toluene	20		1.0	ug/L	20.0		102	64-131			
Trichloroethene	21		1.0	ug/L	20.0		105	62-135			
4-Bromofluorobenzene	*49*			*ug/L*	*50.0*		*98*	*41-142*			
Dibromofluoromethane	*54*			*ug/L*	*50.0*		*108*	*53-146*			
Toluene-d8	*55*			*ug/L*	*50.0*		*109*	*41-146*			

Matrix Spike (1C18011-MS1) Prepared: 03/18/2021 00:00 Analyzed: 03/18/2021 18:51

Source: AE01628-01

Analyte	Result	Flag	PQL	Units	Spike Level	Source Result	%REC	%REC Limits	RPD	RPD Limit	Notes
1,1-Dichloroethene	24		1.0	ug/L	20.0	0.94 U	122	47-139			
Benzene	25		1.0	ug/L	20.0	0.71 U	125	56-136			
Chlorobenzene	20		1.0	ug/L	20.0	0.72 U	99	51-139			
Toluene	19		1.0	ug/L	20.0	0.72 U	97	64-131			
Trichloroethene	23		1.0	ug/L	20.0	0.89 U	114	62-135			
4-Bromofluorobenzene	*49*			*ug/L*	*50.0*		*99*	*41-142*			
Dibromofluoromethane	*53*			*ug/L*	*50.0*		*106*	*53-146*			
Toluene-d8	*55*			*ug/L*	*50.0*		*110*	*41-146*			

Matrix Spike Dup (1C18011-MSD1) Prepared: 03/18/2021 00:00 Analyzed: 03/18/2021 19:19

Source: AE01628-01

Analyte	Result	Flag	PQL	Units	Spike Level	Source Result	%REC	%REC Limits	RPD	RPD Limit	Notes
1,1-Dichloroethene	24		1.0	ug/L	20.0	0.94 U	122	47-139	0.5	16	
Benzene	25		1.0	ug/L	20.0	0.71 U	124	56-136	0.8	14	
Chlorobenzene	20		1.0	ug/L	20.0	0.72 U	101	51-139	2	13	
Toluene	21		1.0	ug/L	20.0	0.72 U	107	64-131	10	16	
Trichloroethene	22		1.0	ug/L	20.0	0.89 U	110	62-135	4	20	
4-Bromofluorobenzene	*48*			*ug/L*	*50.0*		*97*	*41-142*			
Dibromofluoromethane	*53*			*ug/L*	*50.0*		*105*	*53-146*			
Toluene-d8	*54*			*ug/L*	*50.0*		*108*	*41-146*			

Batch 1C18040 - EPA 5030B_MS

Blank (1C18040-BLK1) Prepared: 03/18/2021 14:09 Analyzed: 03/18/2021 22:35

Analyte	Result	Flag	PQL	Units	Spike Level	Source Result	%REC	%REC Limits	RPD	RPD Limit	Notes
1,1,1,2-Tetrachloroethane	0.61	U	1.0	ug/L							
1,1,1-Trichloroethane	0.80	U	1.0	ug/L							
1,1,2,2-Tetrachloroethane	0.54	U	1.0	ug/L							
1,1,2-Trichloroethane	0.76	U	1.0	ug/L							

This report relates only to the sample as received by the laboratory, and may only be reproduced in full.

QUALITY CONTROL DATA

Volatile Organic Compounds by GCMS - Quality Control

Batch 1C18040 - EPA 5030B_MS - Continued

Blank (1C18040-BLK1) Continued Prepared: 03/18/2021 14:09 Analyzed: 03/18/2021 22:35

Analyte	Result	Flag	PQL	Units	Spike Level	Source Result	%REC	%REC Limits	RPD	RPD Limit	Notes
1,1-Dichloroethane	0.62	U	1.0	ug/L							
1,1-Dichloroethene	0.94	U	1.0	ug/L							
1,2,3-Trichloropropane	0.64	U	1.0	ug/L							
1,2-Dichlorobenzene	0.73	U	1.0	ug/L							
1,2-Dichloroethane	0.63	U	1.0	ug/L							
1,2-Dichloropropane	0.80	U	1.0	ug/L							
1,4-Dichlorobenzene	0.76	U	1.0	ug/L							
2-Butanone	4.5	U	5.0	ug/L							
2-Hexanone	2.5	U	5.0	ug/L							
4-Methyl-2-pentanone	2.5	U	5.0	ug/L							
Acetone	10	U	20	ug/L							
Acrylonitrile	5.0	U	10	ug/L							
Benzene	0.71	U	1.0	ug/L							
Bromochloromethane	0.94	U	1.0	ug/L							
Bromodichloromethane	0.52	U	1.0	ug/L							
Bromoform	0.75	U	1.0	ug/L							
Bromomethane	0.95	U	1.0	ug/L							
Carbon disulfide	2.5	U	5.0	ug/L							
Carbon tetrachloride	0.94	U	1.0	ug/L							
Chlorobenzene	0.72	U	1.0	ug/L							
Chloroethane	0.98	U	1.0	ug/L							
Chloroform	0.80	U	1.0	ug/L							
Chloromethane	0.82	U	1.0	ug/L							
cis-1,2-Dichloroethene	0.53	U	1.0	ug/L							
cis-1,3-Dichloropropene	0.59	U	1.0	ug/L							
Dibromochloromethane	0.50	U	1.0	ug/L							
Dibromomethane	0.84	U	1.0	ug/L							
Ethylbenzene	0.69	U	1.0	ug/L							
Iodomethane	2.5	U	5.0	ug/L							
m,p-Xylenes	1.3	U	2.0	ug/L							
Methylene chloride	2.5	U	5.0	ug/L							
o-Xylene	0.53	U	1.0	ug/L							
Styrene	0.61	U	1.0	ug/L							
Tetrachloroethene	0.76	U	1.0	ug/L							
Toluene	0.72	U	1.0	ug/L							
trans-1,2-Dichloroethene	0.73	U	1.0	ug/L							
trans-1,3-Dichloropropene	0.73	U	1.0	ug/L							
trans-1,4-Dichloro-2-butene	0.79	U	1.0	ug/L							
Trichloroethene	0.89	U	1.0	ug/L							
Trichlorofluoromethane	0.94	U	1.0	ug/L							
Vinyl acetate	2.5	U	5.0	ug/L							
Vinyl chloride	0.71	U	1.0	ug/L							
Xylenes (Total)	1.3	U	2.0	ug/L							
4-Bromofluorobenzene	*47*			*ug/L*	*50.0*		*93*	*41-142*			
Dibromofluoromethane	*52*			*ug/L*	*50.0*		*105*	*53-146*			
Toluene-d8	*53*			*ug/L*	*50.0*		*106*	*41-146*			

This report relates only to the sample as received by the laboratory, and may only be reproduced in full.

QUALITY CONTROL DATA

Volatile Organic Compounds by GCMS - Quality Control

Batch 1C18040 - EPA 5030B_MS - Continued

LCS (1C18040-BS1) Prepared: 03/18/2021 14:09 Analyzed: 03/18/2021 20:43

Analyte	Result	Flag	POL	Units	Spike Level	Source Result	%REC	%REC Limits	RPD	RPD Limit	Notes
1,1-Dichloroethene	26		1.0	ug/L	20.0		130	47-139			
Benzene	23		1.0	ug/L	20.0		115	56-136			
Chlorobenzene	19		1.0	ug/L	20.0		97	51-139			
Toluene	20		1.0	ug/L	20.0		101	64-131			
Trichloroethene	21		1.0	ug/L	20.0		107	62-135			
4-Bromofluorobenzene	*49*			*ug/L*	*50.0*		*97*	*41-142*			
Dibromofluoromethane	*53*			*ug/L*	*50.0*		*107*	*53-146*			
Toluene-d8	*55*			*ug/L*	*50.0*		*110*	*41-146*			

Matrix Spike (1C18040-MS1) Prepared: 03/18/2021 14:09 Analyzed: 03/18/2021 21:11

Source: AE01010-01

Analyte	Result	Flag	POL	Units	Spike Level	Source Result	%REC	%REC Limits	RPD	RPD Limit	Notes
1,1-Dichloroethene	27		1.0	ug/L	20.0	0.94 U	137	47-139			
Benzene	25		1.0	ug/L	20.0	0.71 U	123	56-136			
Chlorobenzene	21		1.0	ug/L	20.0	0.72 U	103	51-139			
Toluene	22		1.0	ug/L	20.0	0.72 U	109	64-131			
Trichloroethene	23		1.0	ug/L	20.0	0.89 U	115	62-135			
4-Bromofluorobenzene	*47*			*ug/L*	*50.0*		*95*	*41-142*			
Dibromofluoromethane	*54*			*ug/L*	*50.0*		*107*	*53-146*			
Toluene-d8	*54*			*ug/L*	*50.0*		*108*	*41-146*			

Matrix Spike Dup (1C18040-MSD1) Prepared: 03/18/2021 14:09 Analyzed: 03/18/2021 21:39

Source: AE01010-01

Analyte	Result	Flag	POL	Units	Spike Level	Source Result	%REC	%REC Limits	RPD	RPD Limit	Notes
1,1-Dichloroethene	26		1.0	ug/L	20.0	0.94 U	132	47-139	4	16	
Benzene	25		1.0	ug/L	20.0	0.71 U	123	56-136	0.7	14	
Chlorobenzene	20		1.0	ug/L	20.0	0.72 U	100	51-139	3	13	
Toluene	22		1.0	ug/L	20.0	0.72 U	110	64-131	1	16	
Trichloroethene	23		1.0	ug/L	20.0	0.89 U	114	62-135	0.6	20	
4-Bromofluorobenzene	*48*			*ug/L*	*50.0*		*95*	*41-142*			
Dibromofluoromethane	*52*			*ug/L*	*50.0*		*104*	*53-146*			
Toluene-d8	*54*			*ug/L*	*50.0*		*108*	*41-146*			

Semivolatile Organic Compounds by GC - Quality Control

Batch 1C22029 - EPA 504/8011

Blank (1C22029-BLK1) Prepared: 03/22/2021 13:31 Analyzed: 03/23/2021 17:24

Analyte	Result	Flag	POL	Units	Spike Level	Source Result	%REC	%REC Limits	RPD	RPD Limit	Notes
1,2-Dibromo-3-chloropropane	0.012	U	0.020	ug/L							
1,2-Dibromoethane	0.010	U	0.020	ug/L							
1,1,1,2-Tetrachloroethane	*0.29*			*ug/L*	*0.250*		*115*	*70-130*			

LCS (1C22029-BS1) Prepared: 03/22/2021 13:31 Analyzed: 03/23/2021 17:39

Analyte	Result	Flag	POL	Units	Spike Level	Source Result	%REC	%REC Limits	RPD	RPD Limit	Notes

This report relates only to the sample as received by the laboratory, and may only be reproduced in full.

QUALITY CONTROL DATA

Semivolatile Organic Compounds by GC - Quality Control

Batch 1C22029 - EPA 504/8011 - Continued

LCS (1C22029-BS1) Continued Prepared: 03/22/2021 13:31 Analyzed: 03/23/2021 17:39

Analyte	Result	Flag	POL	Units	Spike Level	Source Result	%REC	%REC Limits	RPD	RPD Limit	Notes
1,2-Dibromo-3-chloropropane	0.27		0.020	ug/L	0.250		108	61-139			
1,2-Dibromoethane	0.27		0.020	ug/L	0.250		106	65-133			
1,1,1,2-Tetrachloroethane	*0.31*			*ug/L*	*0.250*		*122*	*70-130*			

Matrix Spike (1C22029-MS1) Prepared: 03/22/2021 13:31 Analyzed: 03/23/2021 17:55

Source: AE02001-02

Analyte	Result	Flag	POL	Units	Spike Level	Source Result	%REC	%REC Limits	RPD	RPD Limit	Notes
1,2-Dibromo-3-chloropropane	0.28		0.020	ug/L	0.250	0.012 U	110	61-139			
1,2-Dibromoethane	0.26		0.020	ug/L	0.250	0.010 U	106	65-133			
1,1,1,2-Tetrachloroethane	*0.30*			*ug/L*	*0.250*		*122*	*70-130*			

Matrix Spike Dup (1C22029-MSD1) Prepared: 03/22/2021 13:31 Analyzed: 03/23/2021 18:10

Source: AE02001-02

Analyte	Result	Flag	POL	Units	Spike Level	Source Result	%REC	%REC Limits	RPD	RPD Limit	Notes
1,2-Dibromo-3-chloropropane	0.28		0.020	ug/L	0.250	0.012 U	110	61-139	0	12	
1,2-Dibromoethane	0.28		0.020	ug/L	0.250	0.010 U	110	65-133	4	17	
1,1,1,2-Tetrachloroethane	*0.31*			*ug/L*	*0.250*		*125*	*70-130*			

Metals by EPA 6000/7000 Series Methods - Quality Control

Batch 1C18033 - EPA 7470A

Blank (1C18033-BLK1) Prepared: 03/18/2021 15:14 Analyzed: 03/19/2021 08:42

Analyte	Result	Flag	POL	Units	Spike Level	Source Result	%REC	%REC Limits	RPD	RPD Limit	Notes
Mercury	0.0230	U	0.200	ug/L							

Blank (1C18033-BLK2) Prepared: 03/18/2021 15:14 Analyzed: 03/19/2021 08:45

Analyte	Result	Flag	POL	Units	Spike Level	Source Result	%REC	%REC Limits	RPD	RPD Limit	Notes
Mercury	0.230	U	2.00	ug/L							

LCS (1C18033-BS1) Prepared: 03/18/2021 15:14 Analyzed: 03/19/2021 08:48

Analyte	Result	Flag	POL	Units	Spike Level	Source Result	%REC	%REC Limits	RPD	RPD Limit	Notes
Mercury	5.19		0.200	ug/L	5.00		104	80-120			

Matrix Spike (1C18033-MS1) Prepared: 03/18/2021 15:14 Analyzed: 03/19/2021 08:54

Source: AE02105-02

Analyte	Result	Flag	POL	Units	Spike Level	Source Result	%REC	%REC Limits	RPD	RPD Limit	Notes
Mercury	59.4		2.00	ug/L	50.0	8.38	102	75-125			

Matrix Spike Dup (1C18033-MSD1) Prepared: 03/18/2021 15:14 Analyzed: 03/19/2021 08:58

Source: AE02105-02

Analyte	Result	Flag	POL	Units	Spike Level	Source Result	%REC	%REC Limits	RPD	RPD Limit	Notes
Mercury	60.1		2.00	ug/L	50.0	8.38	104	75-125	1	20	

This report relates only to the sample as received by the laboratory, and may only be reproduced in full.

QUALITY CONTROL DATA

Metals (total recoverable) by EPA 6000/7000 Series Methods - Quality Control

Batch 1C18024 - EPA 3005A

Blank (1C18024-BLK1) Prepared: 03/18/2021 13:02 Analyzed: 03/22/2021 13:45

Analyte	Result	Flag	PQL	Units	Spike Level	Source Result	%REC	%REC Limits	RPD	RPD Limit	Notes
Antimony	2.50	U	5.00	ug/L							
Arsenic	5.00	U	10.0	ug/L							
Barium	50.0	U	100	ug/L							
Beryllium	0.500	U	1.00	ug/L							
Cadmium	0.500	U	3.00	ug/L							
Chromium	5.00	U	10.0	ug/L							
Cobalt	5.00	U	10.0	ug/L							
Copper	2.50	U	10.0	ug/L							
Iron	25.0	U	50.0	ug/L							
Lead	2.50	U	5.00	ug/L							
Nickel	5.00	U	10.0	ug/L							
Selenium	5.00	U	10.0	ug/L							
Silver	0.500	U	1.00	ug/L							
Sodium	0.500	U	1.00	mg/L							
Thallium	0.500	U	1.00	ug/L							
Vanadium	5.00	U	10.0	ug/L							
Zinc	75.0	U	200	ug/L							

LCS (1C18024-BS1) Prepared: 03/18/2021 13:02 Analyzed: 03/22/2021 13:49

Analyte	Result	Flag	PQL	Units	Spike Level	Source Result	%REC	%REC Limits	RPD	RPD Limit	Notes
Antimony	48.1		5.00	ug/L	50.0		96	80-120			
Arsenic	487		10.0	ug/L	500		97	80-120			
Barium	469		100	ug/L	500		94	80-120			
Beryllium	50.0		1.00	ug/L	50.0		100	80-120			
Cadmium	47.9		3.00	ug/L	50.0		96	80-120			
Chromium	500		10.0	ug/L	500		100	80-120			
Cobalt	473		10.0	ug/L	500		95	80-120			
Copper	498		10.0	ug/L	500		100	80-120			
Iron	955		50.0	ug/L	1000		95	80-120			
Lead	495		5.00	ug/L	500		99	80-120			
Nickel	488		10.0	ug/L	500		98	80-120			
Selenium	475		10.0	ug/L	500		95	80-120			
Silver	48.4		1.00	ug/L	50.0		97	80-120			
Sodium	25.0		1.00	mg/L	25.0		100	80-120			
Thallium	50.3		1.00	ug/L	50.0		101	80-120			
Vanadium	502		10.0	ug/L	500		100	80-120			
Zinc	479		200	ug/L	500		96	80-120			

Matrix Spike (1C18024-MS1) Prepared: 03/18/2021 13:02 Analyzed: 03/22/2021 14:02

Source: AE02150-01

Analyte	Result	Flag	PQL	Units	Spike Level	Source Result	%REC	%REC Limits	RPD	RPD Limit	Notes
Antimony	50.1		5.00	ug/L	50.0	2.50 U	100	75-125			
Arsenic	491		10.0	ug/L	500	9.56	96	75-125			
Barium	477		100	ug/L	500	50.0 U	95	75-125			
Beryllium	48.9		1.00	ug/L	50.0	0.500 U	98	75-125			
Cadmium	47.8		3.00	ug/L	50.0	0.549	94	75-125			
Chromium	493		10.0	ug/L	500	5.00 U	99	75-125			

This report relates only to the sample as received by the laboratory, and may only be reproduced in full.

QUALITY CONTROL DATA

Metals (total recoverable) by EPA 6000/7000 Series Methods - Quality Control

Batch 1C18024 - EPA 3005A - Continued

Matrix Spike (1C18024-MS1) Continued Prepared: 03/18/2021 13:02 Analyzed: 03/22/2021 14:02

Source: AE02150-01

Analyte	Result	Flag	PQL	Units	Spike Level	Source Result	%REC	%REC Limits	RPD	RPD Limit	Notes
Cobalt	465		10.0	ug/L	500	5.76	92	75-125			
Copper	479		10.0	ug/L	500	2.50 U	96	75-125			
Iron	9050		50.0	ug/L	1000	8260	79	75-125			
Lead	483		5.00	ug/L	500	2.50 U	97	75-125			
Nickel	475		10.0	ug/L	500	5.00 U	95	75-125			
Selenium	466		10.0	ug/L	500	5.00 U	93	75-125			
Silver	48.4		1.00	ug/L	50.0	0.500 U	97	75-125			
Sodium	34.9		1.00	mg/L	25.0	9.59	101	75-125			
Thallium	49.6		1.00	ug/L	50.0	0.500 U	99	75-125			
Vanadium	497		10.0	ug/L	500	5.00 U	99	75-125			
Zinc	476		200	ug/L	500	75.0 U	95	75-125			

Matrix Spike Dup (1C18024-MSD1) Prepared: 03/18/2021 13:02 Analyzed: 03/22/2021 14:06

Source: AE02150-01

Analyte	Result	Flag	PQL	Units	Spike Level	Source Result	%REC	%REC Limits	RPD	RPD Limit	Notes
Antimony	50.9		5.00	ug/L	50.0	2.50 U	102	75-125	2	20	
Arsenic	495		10.0	ug/L	500	9.56	97	75-125	0.8	20	
Barium	486		100	ug/L	500	50.0 U	97	75-125	2	20	
Beryllium	49.0		1.00	ug/L	50.0	0.500 U	98	75-125	0.3	20	
Cadmium	48.3		3.00	ug/L	50.0	0.549	96	75-125	1	20	
Chromium	496		10.0	ug/L	500	5.00 U	99	75-125	0.7	20	
Cobalt	472		10.0	ug/L	500	5.76	93	75-125	1	20	
Copper	478		10.0	ug/L	500	2.50 U	96	75-125	0.07	20	
Iron	9130		50.0	ug/L	1000	8260	87	75-125	0.9	20	
Lead	484		5.00	ug/L	500	2.50 U	97	75-125	0.02	20	
Nickel	480		10.0	ug/L	500	5.00 U	96	75-125	1	20	
Selenium	469		10.0	ug/L	500	5.00 U	94	75-125	0.8	20	
Silver	49.2		1.00	ug/L	50.0	0.500 U	98	75-125	2	20	
Sodium	35.0		1.00	mg/L	25.0	9.59	101	75-125	0.07	20	
Thallium	49.4		1.00	ug/L	50.0	0.500 U	99	75-125	0.4	20	
Vanadium	498		10.0	ug/L	500	5.00 U	100	75-125	0.3	20	
Zinc	484		200	ug/L	500	75.0 U	97	75-125	2	20	

Classical Chemistry Parameters - Quality Control

Batch 1C17022 - NO PREP

Blank (1C17022-BLK1) Prepared: 03/17/2021 10:28 Analyzed: 03/17/2021 11:49

Analyte	Result	Flag	PQL	Units	Spike Level	Source Result	%REC	%REC Limits	RPD	RPD Limit	Notes
Chloride	0.29	U	5.0	mg/L							
Nitrate as N	0.052	U	1.0	mg/L							

LCS (1C17022-BS1) Prepared: 03/17/2021 10:28 Analyzed: 03/17/2021 12:03

Analyte	Result	Flag	PQL	Units	Spike Level	Source Result	%REC	%REC Limits	RPD	RPD Limit	Notes
Chloride	48		5.0	mg/L	50.0		97	90-110			
Nitrate as N	24		1.0	mg/L	25.0		94	90-110			

This report relates only to the sample as received by the laboratory, and may only be reproduced in full.

QUALITY CONTROL DATA

Classical Chemistry Parameters - Quality Control

Batch 1C17022 - NO PREP - Continued

Matrix Spike (1C17022-MS1) Prepared: 03/17/2021 10:28 Analyzed: 03/17/2021 15:48

Source: AE02117-01

Analyte	Result	Flag	PQL	Units	Spike Level	Source Result	%REC	%REC Limits	RPD	RPD Limit	Notes
Chloride	63		5.0	mg/L	50.0	12	101	90-110			
Nitrate as N	24		1.0	mg/L	25.0	0.052 U	95	90-110			

Matrix Spike (1C17022-MS2) Prepared: 03/17/2021 10:28 Analyzed: 03/17/2021 18:10

Source: AE00521-04

Analyte	Result	Flag	PQL	Units	Spike Level	Source Result	%REC	%REC Limits	RPD	RPD Limit	Notes
Chloride	51		5.0	mg/L	50.0	3.1	97	90-110			
Nitrate as N	24		1.0	mg/L	25.0	0.31	93	90-110			

Matrix Spike Dup (1C17022-MSD1) Prepared: 03/17/2021 10:28 Analyzed: 03/17/2021 16:02

Source: AE02117-01

Analyte	Result	Flag	PQL	Units	Spike Level	Source Result	%REC	%REC Limits	RPD	RPD Limit	Notes
Chloride	63		5.0	mg/L	50.0	12	101	90-110	0.5	10	
Nitrate as N	24		1.0	mg/L	25.0	0.052 U	95	90-110	0.7	10	

Matrix Spike Dup (1C17022-MSD2) Prepared: 03/17/2021 10:28 Analyzed: 03/17/2021 18:24

Source: AE00521-04

Analyte	Result	Flag	PQL	Units	Spike Level	Source Result	%REC	%REC Limits	RPD	RPD Limit	Notes
Chloride	53		5.0	mg/L	50.0	3.1	101	90-110	4	10	
Nitrate as N	24		1.0	mg/L	25.0	0.31	97	90-110	4	10	

Batch 1C17055 - NO PREP

Blank (1C17055-BLK1) Prepared: 03/17/2021 16:27 Analyzed: 03/18/2021 01:36

Analyte	Result	Flag	PQL	Units	Spike Level	Source Result	%REC	%REC Limits	RPD	RPD Limit	Notes
Chloride	0.29	U	5.0	mg/L							
Nitrate as N	0.052	U	1.0	mg/L							

LCS (1C17055-BS1) Prepared: 03/17/2021 16:27 Analyzed: 03/18/2021 01:51

Analyte	Result	Flag	PQL	Units	Spike Level	Source Result	%REC	%REC Limits	RPD	RPD Limit	Notes
Chloride	48		5.0	mg/L	50.0		97	90-110			
Nitrate as N	24		1.0	mg/L	25.0		95	90-110			

Matrix Spike (1C17055-MS1) Prepared: 03/17/2021 16:27 Analyzed: 03/18/2021 03:50

Source: AE02150-08

Analyte	Result	Flag	PQL	Units	Spike Level	Source Result	%REC	%REC Limits	RPD	RPD Limit	Notes
Chloride	65		5.0	mg/L	50.0	14	103	90-110			
Nitrate as N	30		1.0	mg/L	25.0	5.2	99	90-110			

Matrix Spike (1C17055-MS2) Prepared: 03/17/2021 16:27 Analyzed: 03/18/2021 11:53

Source: AE01736-02

Analyte	Result	Flag	PQL	Units	Spike Level	Source Result	%REC	%REC Limits	RPD	RPD Limit	Notes
Chloride	54		5.0	mg/L	50.0	4.3	99	90-110			
Nitrate as N	24		1.0	mg/L	25.0	0.33	96	90-110			

This report relates only to the sample as received by the laboratory, and may only be reproduced in full.

QUALITY CONTROL DATA

Classical Chemistry Parameters - Quality Control

Batch 1C17055 - NO PREP - Continued

Matrix Spike Dup (1C17055-MSD2) Prepared: 03/17/2021 16:27 Analyzed: 03/18/2021 12:08

Source: AE01736-02

Analyte	Result	Flag	PQL	Units	Spike Level	Source Result	%REC	%REC Limits	RPD	RPD Limit	Notes
Chloride	54		5.0	mg/L	50.0	4.3	100	90-110	0.8	10	
Nitrate as N	25		1.0	mg/L	25.0	0.33	97	90-110	0.9	10	

Batch 1C18023 - NO PREP

Blank (1C18023-BLK1) Prepared: 03/18/2021 11:52 Analyzed: 03/19/2021 08:24

Analyte	Result	Flag	PQL	Units	Spike Level	Source Result	%REC	%REC Limits	RPD	RPD Limit	Notes
Ammonia as N	0.0098	U	0.020	mg/L							

LCS (1C18023-BS1) Prepared: 03/18/2021 11:52 Analyzed: 03/19/2021 08:25

Analyte	Result	Flag	PQL	Units	Spike Level	Source Result	%REC	%REC Limits	RPD	RPD Limit	Notes
Ammonia as N	1.0		0.020	mg/L	1.00		100	90-110			

Matrix Spike (1C18023-MS1) Prepared: 03/18/2021 11:52 Analyzed: 03/19/2021 08:27

Source: AE01191-01

Analyte	Result	Flag	PQL	Units	Spike Level	Source Result	%REC	%REC Limits	RPD	RPD Limit	Notes
Ammonia as N	1.1		0.020	mg/L	1.00	0.14	94	90-110			

Matrix Spike (1C18023-MS2) Prepared: 03/18/2021 11:52 Analyzed: 03/19/2021 08:48

Source: AE02150-01

Analyte	Result	Flag	PQL	Units	Spike Level	Source Result	%REC	%REC Limits	RPD	RPD Limit	Notes
Ammonia as N	0.79		0.020	mg/L	1.00	0.0098 U	79	90-110			QM-07

Matrix Spike Dup (1C18023-MSD1) Prepared: 03/18/2021 11:52 Analyzed: 03/19/2021 08:29

Source: AE01191-01

Analyte	Result	Flag	PQL	Units	Spike Level	Source Result	%REC	%REC Limits	RPD	RPD Limit	Notes
Ammonia as N	1.1		0.020	mg/L	1.00	0.14	94	90-110	0	10	

Batch 1C22002 - NO PREP

Blank (1C22002-BLK1) Prepared: 03/22/2021 11:34 Analyzed: 03/24/2021 14:39

Analyte	Result	Flag	PQL	Units	Spike Level	Source Result	%REC	%REC Limits	RPD	RPD Limit	Notes
Total Dissolved Solids	10	U	10	mg/L							

LCS (1C22002-BS1) Prepared: 03/22/2021 11:34 Analyzed: 03/24/2021 14:39

Analyte	Result	Flag	PQL	Units	Spike Level	Source Result	%REC	%REC Limits	RPD	RPD Limit	Notes
Total Dissolved Solids	110		10	mg/L	100		108	90-110			

Duplicate (1C22002-DUP1) Prepared: 03/22/2021 11:34 Analyzed: 03/24/2021 14:39

Source: AE01384-01

Analyte	Result	Flag	PQL	Units	Spike Level	Source Result	%REC	%REC Limits	RPD	RPD Limit	Notes
Total Dissolved Solids	770		10	mg/L		770			0	20	

Batch 1C23001 - NO PREP

This report relates only to the sample as received by the laboratory, and may only be reproduced in full.

QUALITY CONTROL DATA

Classical Chemistry Parameters - Quality Control

Batch 1C23001 - NO PREP - Continued

Blank (1C23001-BLK1) Prepared: 03/23/2021 08:54 Analyzed: 03/25/2021 08:00

Analyte	Result	Flag	PQL	Units	Spike Level	Source Result	%REC	%REC Limits	RPD	RPD Limit	Notes
Total Dissolved Solids	10	U	10	mg/L							

LCS (1C23001-BS1) Prepared: 03/23/2021 08:54 Analyzed: 03/25/2021 08:00

Analyte	Result	Flag	PQL	Units	Spike Level	Source Result	%REC	%REC Limits	RPD	RPD Limit	Notes
Total Dissolved Solids	96		10	mg/L	100		96	90-110			

Duplicate (1C23001-DUP1) Prepared: 03/23/2021 08:54 Analyzed: 03/25/2021 08:00

Source: AE00521-01

Analyte	Result	Flag	PQL	Units	Spike Level	Source Result	%REC	%REC Limits	RPD	RPD Limit	Notes
Total Dissolved Solids	10	U	10	mg/L		10 U				20	

This report relates only to the sample as received by the laboratory, and may only be reproduced in full.

FLAGS/NOTES AND DEFINITIONS

PQL	PQL: Practical Quantitation Limit. The PQL presented is the laboratory MRL.
B	Results are based upon membrane filter colony counts that are outside the method indicated ideal range.
I	The reported value is between the laboratory method detection limit (MDL) and the practical quantitation limit (PQL).
J	Estimated value.
K	Off-scale low; Actual value is known to be less than the value given.
L	Off-scale high; Actual value is known to be greater than value given.
M	Presence of analyte is verified but not quantified; the actual value is less than the MRL but greater than the MDL.
N	Presumptive evidence of presence of material.
O	Sampled, but analysis lost or not performed.
Q	Sample exceeded the accepted holding time.
T	Value reported is less than the laboratory method detection limit. The value is reported for informational purposes only and shall not be used in statistical analysis.
U	Indicates that the compound was analyzed for but not detected.
V	Indicates that the analyte was detected in both the sample and the associated method blank.
Y	The laboratory analysis was from an improperly preserved sample. The data may not be accurate.
Z	Too many colonies were present (TNTC); the numeric value represents the filtration volume.
?	Data are rejected and should not be used. Some or all of the quality control data for the analyte were outside criteria, and the presence or absence of the analyte cannot be determined from the data.
*****	Not reported due to interference.
[CALC]	Calculated analyte - MDL/MRL reported to the highest reporting limit of the component analyses.
QL-02	The associated laboratory control sample exhibited high bias; since the result is ND, there is no impact.
QM-07	The spike recovery was outside acceptance limits for the MS and/or MSD. The batch was accepted based on acceptable LCS recovery.
QM-19	The spike recovery was outside acceptance limits for the MS and/or MSD.
QS-03	Surrogate recovery outside acceptance limits
QV-01	The associated continuing calibration verification standard exhibited high bias; since the result is ND, there is no impact.

This report relates only to the sample as received by the laboratory, and may only be reproduced in full.

ENVIRONMENTAL CONSERVATION LABORATORIES CHAIN-OF-CUSTODY RECORD

10775 Central Port Dr.
Orlando, FL 32824
(407) 826-5314

4810 Executive Park Court, Suite 111
Jacksonville, FL 32216-6069
(904) 296-3007 Fax (904) 296-6210

102-A Woodwinds Industrial Ct.
Cary, NC 27511
(919) 467-3090 Fax (919) 467-3515

www.encolabs.com

Client Name: Angelo's Recycled Materials (AN010)	Project Number: 87895
Address: 4140 NW 37th Place, Suite A	Project Name/Desc: ENTERPRISE LF & RECYC (FKA SID LARKIN & SON, INC)
City/ST/Zip: Gainesville, FL 32606	PO # / Billing Info:
Tel: (352) 521-3607 Fax:	Reporting Contact: Walker Wrenn
Sampler(s) Name, Affiliation (Print): Chris Moraco Ideal Tech Services Inc.	Billing Contact: John Arnold
Sampler(s) Signature: [signature]	Site Location / Time Zone: FL/EST

Requested Analyses: 8011; 8260D Appendix 1 FL; Chloride 300, Nitrate as N 300, TDS SM2540C; Ammonia 350.1; Ag, As, Ba, Be, Cd, Co, Cr, Cu, Fe, Hg, Na, Ni, Pb, Sb, Se, Tl, V, Zn

Requested Turnaround Times

Note : Rush requests subject to acceptance by the facility

X Standard

___ Expedited

Due ___/___/___

Lab Workorder AE02150 ~~AE01380~~

Preservation (See Codes) (Combine as necessary)

Item #	Sample ID (Field Identification)	Collection Date	Collection Time	Comp / Grab	Matrix (see codes)	Total # of Containers	I	IH	I	IS	N						Sample Comments
	MW-7A	3-16-21	1117	Grab	GW	8	2	3	1	1	1						
	MW-7BR	3-16-21	1154	Grab	GW	8	2	3	1	1	1						
	MW-6B	3-16-21	1231	Grab	GW	8	2	3	1	1	1						
	MW-5BR	3-16-21	1314	Grab	GW	8	2	3	1	1	1						
	MW-5AR	3-16-21	1338	Grab	GW	8	2	3	1	1	1						
	MW-4B	3-16-21	1408	Grab	GW	8	2	3	1	1	1						
	tripblank 1	—	—	Grab	O	2	-	2	-	-	-						lab supplied
	~~BW-1A~~	~~3-17-21~~		~~Grab~~	~~GW~~	~~8~~	~~2~~	~~3~~	~~1~~	~~1~~	~~1~~						No Sample due to turbidity
	BW-1B	3-17-21	1220	Grab	GW	8	2	3	1	1	1						
	Supply well	3-17-21	1243	Grab	GW	8	2	3	1	1	1						

<-- Total # of Containers

Sample Kit Prepared By	Date/Time	Relinquished By	Date/Time	Received By	Date/Time
ECG	02/26/21 14:55	[signature]	02/26/21 14:55	Karen LeBeau	3/8/21 0800
Comments/Special Reporting Requirements		Relinquished By: Karen LeBeau	3/17/21 1417	Received By: [signature]	3/17/21 1417
		Relinquished By	Date/Time	Received By	Date/Time
		Cooler #'s & Temps on Receipt: C-2153 0.3°C		Condition Upon Receipt: ___ Acceptable ___ Unacceptable	

Matrix : GW-Groundwater SO-Soil DW-Drinking Water SE-Sediment SW-Surface Water WW-Wastewater A-Air O-Other (detail in comments)

Preservation: I-Ice H-HCl N-HNO3 S-H2SO4 NO-NaOH O-Other (detail in comments)

Note : All samples submitted to ENCO Labs are in accordance with the terms and conditions listed on the reverse of this form, unless prior written agreements exist

IDEAL TECH SERVICES, INC. GROUNDWATER SAMPLE LOG

Site Name: Angelo's Aggregate Materials, LTD Enterprise Class III Landfill	Site Location: Pasco County, Florida	
Well No: **BW-1A**	WACS Well Number: 28983	Date: 3/17/20

Purging Data

Well Diameter (inches):	Tubing Diameter (inches):	Well Screen Interval (ft):	Static Depth to Water (ft):	Purge Pump Type:
2	0.375	57.5 to 77.5	52.94	SS ESP

Well Volume Purge: 1 Well Volume = (Total Well Depth - Static Depth To Water) * Well Capacity (gal/ft)

= (77.50 Feet - 52.94 Feet) * 0.16 Gallons/Ft= 3.93 Gallons

Equipment Volume Purge: 1 Equipment Vol. = Pump Volume + (Tubing Capacity * Tubing Length) + Flow Cell Volume (FCV)

Gallons + (0.006 Gallons/Ft * Feet) + FCV = Gallons

Initial Pump or Tubing Depth In Well (ft):	Final Pump or Tubing Depth In Well (ft):	Purging Initiated At:	Purging Ended At:	Total Volume Purged (gal):
60.00	60.00	1034	1140	3.96

Time	Volume Purged (gallons)	Total Volume Purged (gallons)	Purge Rate (gpm)	Depth to Water (feet)	pH (standard units)	Temp (°C)	COND (µS/cm)	Dissolved Oxygen (mg/L)	Turbidity (NTUs)	COLOR (describe)	ODOR (describe)
1140	3.96	3.96	.06	59.29					137.50	cloudy grey	none

SAMPLING DATA

Sampled By: Ideal Tech Services, Inc. Chris Monaco or Karen LeBeau	Signature:	Sampling Initiated At: NA	Sampling Ended At: NA
Pump or Tubing Depth in Well (ft): 60.00	Tubing Material Code: PE	Field Filtered: ☐ YES ☑ NO Filtration Equipment Type: polyethersulphone	Filter Size: (µm)
Field Decontamination Pump: ☑ YES ☐ NO	Tubing Replaced: ☑ YES ☐ NO	Duplicate: ☐ YES ☑ NO	

Sample Container Specifications				Sample Preservation (including wet ice)			Intended Analysis and/or Method	Sampling Equipment Code	Sample Flow Rate (milliliters per minute)
Sample ID Code	# Containers	Material Code	Volume	Preservative	Total Volume Added In Field	Final pH			
BW-1A		CG	40 mL	HCl	None	Not Required	8260 (App. 1 FL)	SS ESP	0
BW-1A		CG	40 mL	6°C	None	Not Required	8011	SS ESP	0
BW-1A		PE	250 mL	6°C	None	Not Required	Chloride, Nitrate, TDS	SS ESP	227
BW-1A		PE	250 mL	H_2SO_4	None		Ammonia	SS ESP	227
BW-1A		PE	250 mL	HNO_3	None		Metals	SS ESP	227

Remarks: NO SAMPLE OBTAINED DUE TO ELEVATED TURBIDITY AND EXCESSIVE DRAW AT LOWEST ACHIEVABLE FLOW RATE
ORP=

MATERIAL CODES: AG = Amber Glass; **CG** = Clear Glass; **HDPE** = High Density Polyethylene; **LDPE** = Low Density Polyethylene; **PP** = Polypropylene; **S** = Silicone; **T** = Teflon; **O** = Other (Specify)

SAMPLING EQUIPMENT CODES: APP = After (Through) Peristaltic Pump; **B** = Bailer; **BP** = Bladder Pump; **ESP** = Electric Submersible Pump;
SS ESP = Stainless Steel Electric Submersible Pump; **RFPP** = Reverse Flow Peristaltic Pump; **SM** = Straw Method (Tubing Gravity Drain); **O** = Other (Specify)

WELL CAPACITY (Gallons Per Foot): 0.75" = 0.02; 1" = 0.04; 1.25" = 0.06; 2" = 0.16; 3" = 0.37; 4" = 0.65; 5" = 1.02; 6" = 1.47; 12" = 5.88

TUBING INSIDE DIA. CAPACITY (Gal./Ft.): 1/8" = 0.0006; 3/16" = 0.0014; 1/4" = 0.0026; 5/16" = 0.004; 3/8" = 0.006; 1/2" = 0.010; 5/8" = 0.016

NOTES: 1. The above do not constitute all of the information required by Chapter 62-160, F.A.C.
2. STABILIZATION CRITERIA FOR RANGE OF VARIATION OF LAST THREE CONSECUTIVE READINGS (SEE FS 2212, SECTION 3)
pH: ± 0.2 units **Temperature:** ± 0.2 °C **Specific Conductance**: ± 5% **Dissolved Oxygen:** all readings ≤ 20% saturation (see Table FS 2200-2); optionally, ± 0.2 mg/L or ± 10% (whichever is greater) **Turbidity:** all readings ≤ 20 NTU; optionally ± 5 NTU or ± 10% (whichever is greater)

ITS Revision 1.0 Date: 11/06/19

IDEAL TECH SERVICES, INC. GROUNDWATER SAMPLE LOG

Site Name: Angelo's Aggregate Materials, LTD Enterprise Class III Landfill	Site Location: Pasco County, Florida	
Well No: **BW-1B**	WACS Well Number: 28984	Date: 3/17/21

Purging Data

Well Diameter (inches):	Tubing Diameter (inches):	Well Screen Interval (ft):	Static Depth to Water (ft):	Purge Pump Type:
2	0.375	88.5 to 108.5	53.66	SS ESP

Well Volume Purge: 1 Well Volume = (Total Well Depth - Static Depth To Water) * Well Capacity (gal/ft)

= (108.50 Feet - 53.66 Feet) * 0.16 Gallons/Ft= 8.77 Gallons

Equipment Volume Purge: 1 Equipment Vol. = Pump Volume + (Tubing Capacity * Tubing Length) + Flow Cell Volume (FCV)

Gallons + (0.006 Gallons/Ft * Feet) + FCV = Gallons

Initial Pump or Tubing Depth In Well (ft):	Final Pump or Tubing Depth In Well (ft):	Purging Initiated At:	Purging Ended At:	Total Volume Purged (gal):
55.50	55.50	1148	1216	14.00

Time	Volume Purged (gallons)	Total Volume Purged (gallons)	Purge Rate (gpm)	Depth to Water (feet)	pH (standard units)	Temp (°C)	COND (µS/cm)	Dissolved Oxygen (mg/L)	Turbidity (NTUs)	COLOR (describe)	ODOR (describe)
1206	9.00	9.00	.50	54.71	6.26	25.2	244	6.89	.50	none	none
1211	2.50	11.50	.50	54.71	6.34	25.2	250	6.72	.50	none	none
1216	2.50	14.00	.50	54.71	6.44	25.2	255	6.69	.40	none	none

SAMPLING DATA

Sampled By: Ideal Tech Services, Inc. Chris Monaco or Karen LeBeau	Signature:	Sampling Initiated At: 1216	Sampling Ended At: 1220
Pump or Tubing Depth in Well (ft): 55.50	Tubing Material Code: PE	Field Filtered: ☐ YES ☑ NO Filtration Equipment Type: polyethersulphone	Filter Size: (µm)
Field Decontamination Pump: ☑ YES ☐ NO	Tubing Replaced: ☑ YES ☐ NO	Duplicate: ☐ YES ☑ NO	

Sample Container Specifications				Sample Preservation (including wet ice)			Intended Analysis and/or Method	Sampling Equipment Code	Sample Flow Rate (milliliters per minute)
Sample ID Code	# Containers	Material Code	Volume	Preservative	Total Volume Added In Field	Final pH			
BW-1B	3	CG	40 mL	HCl	None	Not Required	8260 (App. 1 FL)	SS ESP	100
BW-1B	2	CG	40 mL	6°C	None	Not Required	8011	SS ESP	100
BW-1B	1	PE	250 mL	6°C	None	Not Required	Chloride, Nitrate, TDS	SS ESP	1136
BW-1B	1	PE	250 mL	H_2SO_4	None	<2	Ammonia	SS ESP	1136
BW-1B	1	PE	250 mL	HNO_3	None	<2	Metals	SS ESP	1136

Remarks:

ORP= 319.7

MATERIAL CODES: AG = Amber Glass; **CG** = Clear Glass; **HDPE** = High Density Polyethylene; **LDPE** = Low Density Polyethylene; **PP** = Polypropylene; **S** = Silicone; **T** = Teflon; **O** = Other (Specify)

SAMPLING EQUIPMENT CODES: APP = After (Through) Peristaltic Pump; **B** = Bailer; **BP** = Bladder Pump; **ESP** = Electric Submersible Pump; **SS ESP** = Stainless Steel Electric Submersible Pump; **RFPP** = Reverse Flow Peristaltic Pump; **SM** = Straw Method (Tubing Gravity Drain); **O** = Other (Specify)

WELL CAPACITY (Gallons Per Foot): 0.75" = 0.02; 1" = 0.04; 1.25" = 0.06; 2" = 0.16; 3" = 0.37; 4" = 0.65; 5" = 1.02; 6" = 1.47; 12" = 5.88

TUBING INSIDE DIA. CAPACITY (Gal./Ft.): 1/8" = 0.0006; 3/16" = 0.0014; 1/4" = 0.0026; 5/16" = 0.004; 3/8" = 0.006; 1/2" = 0.010; 5/8" = 0.016

NOTES: 1. The above do not constitute all of the information required by Chapter 62-160, F.A.C.

2. STABILIZATION CRITERIA FOR RANGE OF VARIATION OF LAST THREE CONSECUTIVE READINGS (SEE FS 2212, SECTION 3)

pH: ± 0.2 units **Temperature:** ± 0.2 °C **Specific Conductance**: ± 5% **Dissolved Oxygen:** all readings ≤ 20% saturation (see Table FS 2200-2); optionally, ± 0.2 mg/L or ± 10% (whichever is greater) **Turbidity:** all readings ≤ 20 NTU; optionally ± 5 NTU or ± 10% (whichever is greater)

ITS Revision 1.0 Date: 11/06/19

IDEAL TECH SERVICES, INC. GROUNDWATER SAMPLE LOG

Site Name: Angelo's Aggregate Materials, LTD Enterprise Class III Landfill	Site Location: Pasco County, Florida	
Well No: **MW-4**	WACS Well Number: 19572	Date: 3/16/21

Purging Data

Well Diameter (inches): 2	Tubing Diameter (inches): 0.17	Well Screen Interval (ft): 3.5 to 23.5	Static Depth to Water (ft): 21.84	Purge Pump Type: PP

Well Volume Purge: 1 Well Volume = (Total Well Depth - Static Depth To Water) * Well Capacity (gal/ft)

= (23.42 Feet - 21.84 Feet) * 0.16 Gallons/Ft= Gallons

Equipment Volume Purge: 1 Equipment Vol. = Pump Volume + (Tubing Capacity * Tubing Length) + Flow Cell Volume (FCV)

Gallons + (0.0012 Gallons/Ft * 25 Feet) + 0.032 FCV = 0.062 Gallons

Initial Pump or Tubing Depth In Well (ft): 23.00	Final Pump or Tubing Depth In Well (ft): 23.00	Purging Initiated At:	Purging Ended At:	Total Volume Purged (gal):

Time	Volume Purged (gallons)	Total Volume Purged (gallons)	Purge Rate (gpm)	Depth to Water (feet)	pH (standard units)	Temp (°C)	COND (µS/cm)	Dissolved Oxygen (mg/L)	Turbidity (NTUs)	COLOR (describe)	ODOR (describe)

Dry Well

SAMPLING DATA

Sampled By: Ideal Tech Services, Inc. Chris Monaco or Karen LeBeau	Signature:	Sampling Initiated At:	Sampling Ended At:
Pump or Tubing Depth in Well (ft):	Tubing Material Code: PE	Field Filtered: ☐ YES ☑ NO Filtration Equipment Type: polyethersulphone	Filter Size: (µm)
Field Decontamination Pump: ☐ YES ☑ NO	Tubing Replaced: ☑ YES ☐ NO	Duplicate: ☐ YES ☑ NO	

Sample Container Specifications				Sample Preservation (including wet ice)			Intended Analysis and/or Method	Sampling Equipment Code	Sample Flow Rate (milliliters per minute)
Sample ID Code	# Containers	Material Code	Volume	Preservative	Total Volume Added In Field	Final pH			
MW-4		CG	40 mL	HCl	None	Not Required	8260 (App. 1 FL)	APP	0
MW-4		CG	40 mL	6°C	None	Not Required	8011	APP	0
MW-4		PE	250 mL	6°C	None	Not Required	Chloride, Nitrate, TDS	APP	0
MW-4		PE	250 mL	H_2SO_4	None		Ammonia	APP	0
MW-4		PE	250 mL	HNO_3	None		Metals	APP	0

Remarks: HISTORICAL RECORDS SHOW THAT A SAMPLE CAN NOT BE OBTAINED WHEN WATER LEVEL IS AT THIS DEPTH

ORP=

MATERIAL CODES: AG = Amber Glass; **CG** = Clear Glass; **HDPE** = High Density Polyethylene; **LDPE** = Low Density Polyethylene; **PP** = Polypropylene; **S** = Silicone; **T** = Teflon; **O** = Other (Specify)

SAMPLING EQUIPMENT CODES: APP = After (Through) Peristaltic Pump; **B** = Bailer; **BP** = Bladder Pump; **ESP** = Electric Submersible Pump; **SS ESP** = Stainless Steel Electric Submersible Pump; **RFPP** = Reverse Flow Peristaltic Pump; **SM** = Straw Method (Tubing Gravity Drain); **O** = Other (Specify)

WELL CAPACITY (Gallons Per Foot): 0.75" = 0.02; 1" = 0.04; 1.25" = 0.06; 2" = 0.16; 3" = 0.37; 4" = 0.65; 5" = 1.02; 6" = 1.47; 12" = 5.88

TUBING INSIDE DIA. CAPACITY (Gal./Ft.): 1/8" = 0.0006; 3/16" = 0.0014; 1/4" = 0.0026; 5/16" = 0.004; 3/8" = 0.006; 1/2" = 0.010; 5/8" = 0.016

NOTES: 1. The above do not constitute all of the information required by Chapter 62-160, F.A.C.

2. STABILIZATION CRITERIA FOR RANGE OF VARIATION OF LAST THREE CONSECUTIVE READINGS (SEE FS 2212, SECTION 3)

pH: ± 0.2 units **Temperature:** ± 0.2 °C **Specific Conductance**: ± 5% **Dissolved Oxygen:** all readings ≤ 20% saturation (see Table FS 2200-2); optionally, ± 0.2 mg/L or ± 10% (whichever is greater) **Turbidity:** all readings ≤ 20 NTU; optionally ± 5 NTU or ± 10% (whichever is greater)

ITS Revision 1.0 Date: 11/06/19

IDEAL TECH SERVICES, INC. GROUNDWATER SAMPLE LOG

Site Name: Angelo's Aggregate Materials, LTD Enterprise Class III Landfill	Site Location: Pasco County, Florida	
Well No: **MW-4B**	WACS Well Number: 21965	Date: 3/16/21

Purging Data

Well Diameter (inches):	Tubing Diameter (inches):	Well Screen Interval (ft):	Static Depth to Water (ft):	Purge Pump Type:
2	0.375	43.5 to 58.5	28.10	SS ESP

Well Volume Purge: 1 Well Volume = (Total Well Depth - Static Depth To Water) * Well Capacity (gal/ft)

= (54.95 Feet - 28.10 Feet) * 0.16 Gallons/Ft= 4.30 Gallons

Equipment Volume Purge: 1 Equipment Vol. = Pump Volume + (Tubing Capacity * Tubing Length) + Flow Cell Volume (FCV)

Gallons + (0.006 Gallons/Ft * Feet) + 0.032 FCV = Gallons

Initial Pump or Tubing Depth In Well (ft):	Final Pump or Tubing Depth In Well (ft):	Purging Initiated At:	Purging Ended At:	Total Volume Purged (gal):
29.0	29.0	1352	1405	6.50

Time	Volume Purged (gallons)	Total Volume Purged (gallons)	Purge Rate (gpm)	Depth to Water (feet)	pH (standard units)	Temp (°C)	COND (µS/cm)	Dissolved Oxygen (mg/L)	Turbidity (NTUs)	COLOR (describe)	ODOR (describe)
1401	4.50	4.50	.50	28.13	7.11	24.8	274	3.84	.10	NONE	NONE
1403	1.00	5.50	.50	28.13	7.16	24.8	274	3.83	.10	NONE	NONE
1405	1.00	6.50	.50	28.13	7.23	24.7	273	3.69	.10	NONE	NONE

SAMPLING DATA

Sampled By: Ideal Tech Services, Inc. Chris Monaco or Karen LeBeau	Signature:	Sampling Initiated At: 1405	Sampling Ended At: 1408
Pump or Tubing Depth in Well (ft): 29.0	Tubing Material Code: PE	Field Filtered: ☐ YES ☑ NO Filtration Equipment Type: polyethersulphone	Filter Size: (µm)
Field Decontamination Pump: ☐ YES ☑ NO	Tubing Replaced: ☑ YES ☐ NO	Duplicate: ☐ YES ☑ NO	

Sample Container Specifications				Sample Preservation (including wet ice)			Intended Analysis and/or Method	Sampling Equipment Code	Sample Flow Rate (milliliters per minute)
Sample ID Code	# Containers	Material Code	Volume	Preservative	Total Volume Added In Field	Final pH			
MW-4B	3	CG	40 mL	HCl	None	Not Required	8260 (App. 1 FL)	SS ESP	100
MW-4B	2	CG	40 mL	6°C	None	Not Required	8011	SS ESP	100
MW-4B	1	PE	250 mL	6°C	None	Not Required	Chloride, Nitrate, TDS	SS ESP	1136
MW-4B	1	PE	250 mL	H_2SO_4	None	<2	Ammonia	SS ESP	1136
MW-4B	1	PE	250 mL	HNO_3	None	<2	Metals	SS ESP	1136

Remarks:

ORP= 280

MATERIAL CODES: AG = Amber Glass; **CG** = Clear Glass; **HDPE** = High Density Polyethylene; **LDPE** = Low Density Polyethylene; **PP** = Polypropylene; **S** = Silicone; **T** = Teflon; **O** = Other (Specify)

SAMPLING EQUIPMENT CODES: APP = After (Through) Peristaltic Pump; **B** = Bailer; **BP** = Bladder Pump; **ESP** = Electric Submersible Pump; **SS ESP** = Stainless Steel Electric Submersible Pump; **RFPP** = Reverse Flow Peristaltic Pump; **SM** = Straw Method (Tubing Gravity Drain); **O** = Other (Specify)

WELL CAPACITY (Gallons Per Foot): 0.75" = 0.02; 1" = 0.04; 1.25" = 0.06; 2" = 0.16; 3" = 0.37; 4" = 0.65; 5" = 1.02; 6" = 1.47; 12" = 5.88

TUBING INSIDE DIA. CAPACITY (Gal./Ft.): 1/8" = 0.0006; 3/16" = 0.0014; 1/4" = 0.0026; 5/16" = 0.004; 3/8" = 0.006; 1/2" = 0.010; 5/8" = 0.016

NOTES: 1. The above do not constitute all of the information required by Chapter 62-160, F.A.C.

2. STABILIZATION CRITERIA FOR RANGE OF VARIATION OF LAST THREE CONSECUTIVE READINGS (SEE FS 2212, SECTION 3)

pH: ± 0.2 units **Temperature:** ± 0.2 °C **Specific Conductance**: ± 5% **Dissolved Oxygen:** all readings ≤ 20% saturation (see Table FS 2200-2); optionally, ± 0.2 mg/L or ± 10% (whichever is greater) **Turbidity:** all readings ≤ 20 NTU; optionally ± 5 NTU or ± 10% (whichever is greater)

ITS Revision 1.0 Date: 11/06/19

IDEAL TECH SERVICES, INC. GROUNDWATER SAMPLE LOG

Site Name: Angelo's Aggregate Materials, LTD Enterprise Class III Landfill	Site Location: Pasco County, Florida	
Well No: **MW-5AR**	WACS Well Number: 30178	Date: 3/16/21

Purging Data

Well Diameter (inches):	Tubing Diameter (inches):	Well Screen Interval (ft):	Static Depth to Water (ft):	Purge Pump Type:
2	0.17	15 to 25	18.56	PP

Well Volume Purge: 1 Well Volume = (Total Well Depth - Static Depth To Water) * Well Capacity (gal/ft)

= (25.18 Feet - 18.56 Feet) * 0.16 Gallons/Ft= Gallons

Equipment Volume Purge: 1 Equipment Vol. = Pump Volume + (Tubing Capacity * Tubing Length) + Flow Cell Volume (FCV)

Gallons + (0.006 Gallons/Ft * 29 Feet) + 0.032 FCV = 0.206 Gallons

Initial Pump or Tubing Depth In Well (ft):	Final Pump or Tubing Depth In Well (ft):	Purging Initiated At:	Purging Ended At:	Total Volume Purged (gal):
24.0	24.0	1320	1330	.50

Time	Volume Purged (gallons)	Total Volume Purged (gallons)	Purge Rate (gpm)	Depth to Water (feet)	pH (standard units)	Temp (°C)	COND (µS/cm)	Dissolved Oxygen (mg/L)	Turbidity (NTUs)	COLOR (describe)	ODOR (describe)
1330	0.50	0.50	.05	20.02	5.23	25.8	247	.20	.80	NONE	NONE

SAMPLING DATA

Sampled By: Ideal Tech Services, Inc. Chris Monaco or Karen LeBeau	Signature:	Sampling Initiated At: 1330	Sampling Ended At: 1338
Pump or Tubing Depth in Well (ft): 24.0	Tubing Material Code: PE	Field Filtered: ☐ YES ☑ NO Filtration Equipment Type: polyethersulphone	Filter Size: (µm)
Field Decontamination Pump: ☐ YES ☑ NO	Tubing Replaced: ☑ YES ☐ NO	Duplicate: ☐ YES ☑ NO	

Sample Container Specifications				Sample Preservation (including wet ice)			Intended Analysis and/or Method	Sampling Equipment Code	Sample Flow Rate (milliliters per minute)
Sample ID Code	# Containers	Material Code	Volume	Preservative	Total Volume Added In Field	Final pH			
MW-5AR	3	CG	40 mL	HCl	None	Not Required	8260 (App. 1 FL)	PP	100
MW-5AR	2	CG	40 mL	6°C	None	Not Required	8011	PP	100
MW-5AR	1	PE	250 mL	6°C	None	Not Required	Chloride, Nitrate, TDS	PP	189
MW-5AR	1	PE	250 mL	H_2SO_4	None	<2	Ammonia	PP	189
MW-5AR	1	PE	250 mL	HNO_3	None	<2	Metals	PP	189

Remarks: PURGE DRY METHOD USED. DTW AT SAMPLE END = 20.90

ORP= 216.4

MATERIAL CODES: AG = Amber Glass; **CG** = Clear Glass; **HDPE** = High Density Polyethylene; **LDPE** = Low Density Polyethylene; **PP** = Polypropylene; **S** = Silicone; **T** = Teflon; **O** = Other (Specify)

SAMPLING EQUIPMENT CODES: APP = After (Through) Peristaltic Pump; **B** = Bailer; **BP** = Bladder Pump; **ESP** = Electric Submersible Pump; **SS ESP** = Stainless Steel Electric Submersible Pump; **RFPP** = Reverse Flow Peristaltic Pump; **SM** = Straw Method (Tubing Gravity Drain); **O** = Other (Specify)

WELL CAPACITY (Gallons Per Foot): 0.75" = 0.02; 1" = 0.04; 1.25" = 0.06; 2" = 0.16; 3" = 0.37; 4" = 0.65; 5" = 1.02; 6" = 1.47; 12" = 5.88

TUBING INSIDE DIA. CAPACITY (Gal./Ft.): 1/8" = 0.0006; 3/16" = 0.0014; 1/4" = 0.0026; 5/16" = 0.004; 3/8" = 0.006; 1/2" = 0.010; 5/8" = 0.016

NOTES: 1. The above do not constitute all of the information required by Chapter 62-160, F.A.C.

2. STABILIZATION CRITERIA FOR RANGE OF VARIATION OF LAST THREE CONSECUTIVE READINGS (SEE FS 2212, SECTION 3)

pH: ± 0.2 units **Temperature:** ± 0.2 °C **Specific Conductance**: ± 5% **Dissolved Oxygen:** all readings ≤ 20% saturation (see Table FS 2200-2); optionally, ± 0.2 mg/L or ± 10% (whichever is greater) **Turbidity:** all readings ≤ 20 NTU; optionally ± 5 NTU or ± 10% (whichever is greater)

ITS Revision 1.0 Date: 11/06/19

IDEAL TECH SERVICES, INC. GROUNDWATER SAMPLE LOG

Site Name: Angelo's Aggregate Materials, LTD Enterprise Class III Landfill | Site Location: Pasco County, Florida

Well No: **MW-5BR** | WACS Well Number: 30179 | Date: 3/16/21

Purging Data

Well Diameter (inches):	Tubing Diameter (inches):	Well Screen Interval (ft):	Static Depth to Water (ft):	Purge Pump Type:
2	0.375	23 to 63	25.92	SS ESP

Well Volume Purge: 1 Well Volume = (Total Well Depth - Static Depth To Water) * Well Capacity (gal/ft)

= (63.63 Feet - 25.92 Feet) * 0.16 Gallons/Ft= 6.03 Gallons

Equipment Volume Purge: 1 Equipment Vol. = Pump Volume + (Tubing Capacity * Tubing Length) + Flow Cell Volume (FCV)

Gallons + (0.006 Gallons/Ft * Feet) + 0.032 FCV = Gallons

Initial Pump or Tubing Depth In Well (ft):	Final Pump or Tubing Depth In Well (ft):	Purging Initiated At:	Purging Ended At:	Total Volume Purged (gal):
27.00	27.00	1256	1310	8.40

Time	Volume Purged (gallons)	Total Volume Purged (gallons)	Purge Rate (gpm)	Depth to Water (feet)	pH (standard units)	Temp (°C)	COND (µS/cm)	Dissolved Oxygen (mg/L)	Turbidity (NTUs)	COLOR (describe)	ODOR (describe)
1306	6.00	6.00	.60	25.92	6.71	24.9	444	.63	.30	NONE	NONE
1308	1.20	7.20	.60	25.92	6.76	24.9	455	.56	.10	NONE	NONE
1310	1.20	8.40	.60	25.92	6.77	24.9	453	.57	.10	NONE	NONE

SAMPLING DATA

Sampled By: Ideal Tech Services, Inc. Chris Monaco or Karen LeBeau | Signature: | Sampling Initiated At: 1310 | Sampling Ended At: 1314

Pump or Tubing Depth in Well (ft): 27.00 | Tubing Material Code: PE | Field Filtered: ☐ YES ☑ NO | Filtration Equipment Type: polyethersulphone | Filter Size: (µm)

Field Decontamination Pump: ☑ YES ☐ NO | Tubing Replaced: ☑ YES ☐ NO | Duplicate: ☐ YES ☑ NO

Sample Container Specifications				Sample Preservation (including wet ice)			Intended Analysis and/or Method	Sampling Equipment Code	Sample Flow Rate (milliliters per minute)
Sample ID Code	# Containers	Material Code	Volume	Preservative	Total Volume Added In Field	Final pH			
MW-5BR	3	CG	40 mL	HCl	None	Not Required	8260 (App. 1 FL)	SS ESP	100
MW-5BR	2	CG	40 mL	6°C	None	Not Required	8011	SS ESP	100
MW-5BR	1	PE	250 mL	6°C	None	Not Required	Chloride, Nitrate, TDS	SS ESP	1136
MW-5BR	1	PE	250 mL	H_2SO_4	None	<2	Ammonia	SS ESP	1136
MW-5BR	1	PE	250 mL	HNO_3	None	<2	Metals	SS ESP	1136

Remarks:

ORP= 234

MATERIAL CODES: AG = Amber Glass; **CG** = Clear Glass; **HDPE** = High Density Polyethylene; **LDPE** = Low Density Polyethylene; **PP** = Polypropylene; **S** = Silicone; **T** = Teflon; **O** = Other (Specify)

SAMPLING EQUIPMENT CODES: APP = After (Through) Peristaltic Pump; **B** = Bailer; **BP** = Bladder Pump; **ESP** = Electric Submersible Pump; **SS ESP** = Stainless Steel Electric Submersible Pump; **RFPP** = Reverse Flow Peristaltic Pump; **SM** = Straw Method (Tubing Gravity Drain); **O** = Other (Specify)

WELL CAPACITY (Gallons Per Foot): 0.75" = 0.02; 1" = 0.04; 1.25" = 0.06; 2" = 0.16; 3" = 0.37; 4" = 0.65; 5" = 1.02; 6" = 1.47; 12" = 5.88

TUBING INSIDE DIA. CAPACITY (Gal./Ft.): 1/8" = 0.0006; 3/16" = 0.0014; 1/4" = 0.0026; 5/16" = 0.004; 3/8" = 0.006; 1/2" = 0.010; 5/8" = 0.016

NOTES: 1. The above do not constitute all of the information required by Chapter 62-160, F.A.C.

2. STABILIZATION CRITERIA FOR RANGE OF VARIATION OF LAST THREE CONSECUTIVE READINGS (SEE FS 2212, SECTION 3)

pH: ± 0.2 units **Temperature:** ± 0.2 °C **Specific Conductance**: ± 5% **Dissolved Oxygen:** all readings ≤ 20% saturation (see Table FS 2200-2); optionally, ± 0.2 mg/L or ± 10% (whichever is greater) **Turbidity:** all readings ≤ 20 NTU; optionally ± 5 NTU or ± 10% (whichever is greater)

ITS Revision 1.0 Date: 11/06/19

IDEAL TECH SERVICES, INC. GROUNDWATER SAMPLE LOG

Site Name: Angelo's Aggregate Materials, LTD Enterprise Class III Landfill	Site Location: Pasco County, Florida	
Well No: **MW-6**	WACS Well Number: 19575	Date: 3/16/21

Purging Data

Well Diameter (inches):	Tubing Diameter (inches):	Well Screen Interval (ft):	Static Depth to Water (ft):	Purge Pump Type:
2	0.375	20 to 40	28.71	SS ESP

Well Volume Purge: 1 Well Volume = (Total Well Depth - Static Depth To Water) * Well Capacity (gal/ft)

= (39.86 Feet - 28.71 Feet) * 0.16 Gallons/Ft= Gallons

Equipment Volume Purge: 1 Equipment Vol. = Pump Volume + (Tubing Capacity * Tubing Length) + Flow Cell Volume (FCV)

Gallons + (0.006 Gallons/Ft * 45 Feet) + 0.032 FCV = 0.302 Gallons

Initial Pump or Tubing Depth In Well (ft):	Final Pump or Tubing Depth In Well (ft):	Purging Initiated At:	Purging Ended At:	Total Volume Purged (gal):

Time	Volume Purged (gallons)	Total Volume Purged (gallons)	Purge Rate (gpm)	Depth to Water (feet)	pH (standard units)	Temp (°C)	COND (µS/cm)	Dissolved Oxygen (mg/L)	Turbidity (NTUs)	COLOR (describe)	ODOR (describe)

Dry Well

SAMPLING DATA

Sampled By: Ideal Tech Services, Inc. Chris Monaco or Karen LeBeau	Signature:	Sampling Initiated At:	Sampling Ended At:
Pump or Tubing Depth in Well (ft):	Tubing Material Code: PE	Field Filtered: ☐ YES ☑ NO Filtration Equipment Type: polyethersulphone	Filter Size: (µm)
Field Decontamination Pump: ☑ YES ☐ NO	Tubing Replaced: ☑ YES ☐ NO	Duplicate: ☐ YES ☑ NO	

Sample Container Specifications				Sample Preservation (including wet ice)			Intended Analysis and/or Method	Sampling Equipment Code	Sample Flow Rate (milliliters per minute)
Sample ID Code	# Containers	Material Code	Volume	Preservative	Total Volume Added In Field	Final pH			
MW-6		CG	40 mL	HCl	None	Not Required	8260 (App. 1 FL)	SS ESP	0
MW-6		CG	40 mL	6°C	None	Not Required	8011	SS ESP	0
MW-6		PE	250 mL	6°C	None	Not Required	Chloride, Nitrate, TDS	SS ESP	0
MW-6		PE	250 mL	H_2SO_4	None		Ammonia	SS ESP	0
MW-6		PE	250 mL	HNO_3	None		Metals	SS ESP	0

Remarks: HISTORICAL RECORD STATES NO SAMPLE CAN BE OBTAINED WHEN DTW IS THIS DEPTH

ORP=

MATERIAL CODES: AG = Amber Glass; **CG** = Clear Glass; **HDPE** = High Density Polyethylene; **LDPE** = Low Density Polyethylene; **PP** = Polypropylene; **S** = Silicone; **T** = Teflon; **O** = Other (Specify)

SAMPLING EQUIPMENT CODES: APP = After (Through) Peristaltic Pump; **B** = Bailer; **BP** = Bladder Pump; **ESP** = Electric Submersible Pump; **SS ESP** = Stainless Steel Electric Submersible Pump; **RFPP** = Reverse Flow Peristaltic Pump; **SM** = Straw Method (Tubing Gravity Drain); **O** = Other (Specify)

WELL CAPACITY (Gallons Per Foot): 0.75" = 0.02; 1" = 0.04; 1.25" = 0.06; 2" = 0.16; 3" = 0.37; 4" = 0.65; 5" = 1.02; 6" = 1.47; 12" = 5.88

TUBING INSIDE DIA. CAPACITY (Gal./Ft.): 1/8" = 0.0006; 3/16" = 0.0014; 1/4" = 0.0026; 5/16" = 0.004; 3/8" = 0.006; 1/2" = 0.010; 5/8" = 0.016

NOTES: 1. The above do not constitute all of the information required by Chapter 62-160, F.A.C.

2. STABILIZATION CRITERIA FOR RANGE OF VARIATION OF LAST THREE CONSECUTIVE READINGS (SEE FS 2212, SECTION 3)

pH: ± 0.2 units **Temperature:** ± 0.2 °C **Specific Conductance**: ± 5% **Dissolved Oxygen:** all readings ≤ 20% saturation (see Table FS 2200-2); optionally, ± 0.2 mg/L or ± 10% (whichever is greater) **Turbidity:** all readings ≤ 20 NTU; optionally ± 5 NTU or ± 10% (whichever is greater)

ITS Revision 1.0 Date: 11/06/19

IDEAL TECH SERVICES, INC. GROUNDWATER SAMPLE LOG

Site Name: Angelo's Aggregate Materials, LTD Enterprise Class III Landfill | Site Location: Pasco County, Florida

Well No: **MW-6B** | WACS Well Number: 28982 | Date: 3/16/21

Purging Data

Well Diameter (inches):	Tubing Diameter (inches):	Well Screen Interval (ft):	Static Depth to Water (ft):	Purge Pump Type:
2	0.375	47 to 67	29.20	SS ESP

Well Volume Purge: 1 Well Volume = (Total Well Depth - Static Depth To Water) * Well Capacity (gal/ft)

= (66.65 Feet - 29.20 Feet) * 0.16 Gallons/Ft= 5.99 Gallons

Equipment Volume Purge: 1 Equipment Vol. = Pump Volume + (Tubing Capacity * Tubing Length) + Flow Cell Volume (FCV)

Gallons + (0.006 Gallons/Ft * Feet) + 0.032 FCV = Gallons

Initial Pump or Tubing Depth In Well (ft):	Final Pump or Tubing Depth In Well (ft):	Purging Initiated At:	Purging Ended At:	Total Volume Purged (gal):
31.0	31.0	1217	1233	7.00

Time	Volume Purged (gallons)	Total Volume Purged (gallons)	Purge Rate (gpm)	Depth to Water (feet)	pH (standard units)	Temp (°C)	COND (µS/cm)	Dissolved Oxygen (mg/L)	Turbidity (NTUs)	COLOR (describe)	ODOR (describe)
1223	6.00	6.00	.50	29.35	7.33	25.1	372	.87	.20	NONE	NONE
1225	1.00	7.00	.50	29.35	7.33	25.1	372	.87	.30	NONE	NONE
1227	1.00	8.00	.50	29.35	7.33	25.2	372	.86	.50	NONE	NONE

SAMPLING DATA

Sampled By:	Signature:	Sampling Initiated At:	Sampling Ended At:
Ideal Tech Services, Inc. Chris Monaco or Karen LeBeau		1227	1231

Pump or Tubing Depth in Well (ft):	Tubing Material Code:	Field Filtered:	Filter Size:
31.0	PE	☐ YES ☑ NO Filtration Equipment Type: polyethersulphone	(µm)

Field Decontamination Pump: ☑ YES ☐ NO | Tubing Replaced: ☑ YES ☐ NO | Duplicate: ☐ YES ☑ NO

Sample Container Specifications				Sample Preservation (including wet ice)			Intended Analysis and/or Method	Sampling Equipment Code	Sample Flow Rate (milliliters per minute)
Sample ID Code	# Containers	Material Code	Volume	Preservative	Total Volume Added In Field	Final pH			
MW-6B	3	CG	40 mL	HCl	None	Not Required	8260 (App. 1 FL)	SS ESP	100
MW-6B	2	CG	40 mL	6°C	None	Not Required	8011	SS ESP	100
MW-6B	1	PE	250 mL	6°C	None	Not Required	Chloride, Nitrate, TDS	SS ESP	1136
MW-6B	1	PE	250 mL	H_2SO_4	None	<2	Ammonia	SS ESP	1136
MW-6B	1	PE	250 mL	HNO_3	None	<2	Metals	SS ESP	1136

Remarks:

ORP= 256

MATERIAL CODES: AG = Amber Glass; **CG** = Clear Glass; **HDPE** = High Density Polyethylene; **LDPE** = Low Density Polyethylene; **PP** = Polypropylene; **S** = Silicone; **T** = Teflon; **O** = Other (Specify)

SAMPLING EQUIPMENT CODES: APP = After (Through) Peristaltic Pump; **B** = Bailer; **BP** = Bladder Pump; **ESP** = Electric Submersible Pump; **SS ESP** = Stainless Steel Electric Submersible Pump; **RFPP** = Reverse Flow Peristaltic Pump; **SM** = Straw Method (Tubing Gravity Drain); **O** = Other (Specify)

WELL CAPACITY (Gallons Per Foot): 0.75" = 0.02; 1" = 0.04; 1.25" = 0.06; 2" = 0.16; 3" = 0.37; 4" = 0.65; 5" = 1.02; 6" = 1.47; 12" = 5.88

TUBING INSIDE DIA. CAPACITY (Gal./Ft.): 1/8" = 0.0006; 3/16" = 0.0014; 1/4" = 0.0026; 5/16" = 0.004; 3/8" = 0.006; 1/2" = 0.010; 5/8" = 0.016

NOTES: 1. The above do not constitute all of the information required by Chapter 62-160, F.A.C.

2. STABILIZATION CRITERIA FOR RANGE OF VARIATION OF LAST THREE CONSECUTIVE READINGS (SEE FS 2212, SECTION 3)

pH: ± 0.2 units **Temperature:** ± 0.2 °C **Specific Conductance**: ± 5% **Dissolved Oxygen:** all readings ≤ 20% saturation (see Table FS 2200-2); optionally, ± 0.2 mg/L or ± 10% (whichever is greater) **Turbidity:** all readings ≤ 20 NTU; optionally ± 5 NTU or ± 10% (whichever is greater)

ITS Revision 1.0 Date: 11/06/19

IDEAL TECH SERVICES, INC. GROUNDWATER SAMPLE LOG

Site Name: Angelo's Aggregate Materials, LTD Enterprise Class III Landfill | Site Location: Pasco County, Florida

Well No: **MW-7A** | WACS Well Number: 19576 | Date: 3/16/21

Purging Data

Well Diameter (inches):	Tubing Diameter (inches):	Well Screen Interval (ft):			Static Depth to Water (ft):	Purge Pump Type:
2	0.375	25.8	to	45.8	31.65	SS ESP

Well Volume Purge: 1 Well Volume = (Total Well Depth - Static Depth To Water) * Well Capacity (gal/ft)

= (45.80 Feet - 31.65 Feet) * 0.16 Gallons/Ft= Gallons

Equipment Volume Purge: 1 Equipment Vol. = Pump Volume + (Tubing Capacity * Tubing Length) + Flow Cell Volume (FCV)

Gallons + (0.006 Gallons/Ft * 39 Feet) + 0.032 FCV = 0.266 Gallons

Initial Pump or Tubing Depth In Well (ft):	Final Pump or Tubing Depth In Well (ft):	Purging Initiated At:	Purging Ended At:	Total Volume Purged (gal):
39.0	39.0	1106	1111	.50

Time	Volume Purged (gallons)	Total Volume Purged (gallons)	Purge Rate (gpm)	Depth to Water (feet)	pH (standard units)	Temp (°C)	COND (µS/cm)	Dissolved Oxygen (mg/L)	Turbidity (NTUs)	COLOR (describe)	ODOR (describe)
1111	0.50	0.50	.10	35.74	5.36	26.5	286	.21	15.30	none	none

SAMPLING DATA

Sampled By: Ideal Tech Services, Inc. Chris Monaco or Karen LeBeau | Signature: | Sampling Initiated At: 1111 | Sampling Ended At: 1117

Pump or Tubing Depth in Well (ft): 39.0 | Tubing Material Code: PE | Field Filtered: ☐ YES ☑ NO | Filtration Equipment Type: polyethersulphone | Filter Size: (µm)

Field Decontamination Pump: ☑ YES ☐ NO | Tubing Replaced: ☑ YES ☐ NO | Duplicate: ☐ YES ☑ NO

Sample Container Specifications				Sample Preservation (including wet ice)			Intended Analysis and/or Method	Sampling Equipment Code	Sample Flow Rate (milliliters per minute)
Sample ID Code	# Containers	Material Code	Volume	Preservative	Total Volume Added In Field	Final pH			
MW-7A	3	CG	40 mL	HCl	None	Not Required	8260 (App. 1 FL)	SS ESP	100
MW-7A	2	CG	40 mL	6°C	None	Not Required	8011	SS ESP	100
MW-7A	1	PE	250 mL	6°C	None	Not Required	Chloride, Nitrate, TDS	SS ESP	379
MW-7A	1	PE	250 mL	H_2SO_4	None	<2	Ammonia	SS ESP	379
MW-7A	1	PE	250 mL	HNO_3	None	<2	Metals	SS ESP	379

Remarks: UTILIZED PURGE DRY METHOD DTW AT SAMPLE END = 36.75

ORP= 190

MATERIAL CODES: AG = Amber Glass; **CG** = Clear Glass; **HDPE** = High Density Polyethylene; **LDPE** = Low Density Polyethylene; **PP** = Polypropylene; **S** = Silicone; **T** = Teflon; **O** = Other (Specify)

SAMPLING EQUIPMENT CODES: APP = After (Through) Peristaltic Pump; **B** = Bailer; **BP** = Bladder Pump; **ESP** = Electric Submersible Pump; **SS ESP** = Stainless Steel Electric Submersible Pump; **RFPP** = Reverse Flow Peristaltic Pump; **SM** = Straw Method (Tubing Gravity Drain); **O** = Other (Specify)

WELL CAPACITY (Gallons Per Foot): 0.75" = 0.02; 1" = 0.04; 1.25" = 0.06; 2" = 0.16; 3" = 0.37; 4" = 0.65; 5" = 1.02; 6" = 1.47; 12" = 5.88

TUBING INSIDE DIA. CAPACITY (Gal./Ft.): 1/8" = 0.0006; 3/16" = 0.0014; 1/4" = 0.0026; 5/16" = 0.004; 3/8" = 0.006; 1/2" = 0.010; 5/8" = 0.016

NOTES: 1. The above do not constitute all of the information required by Chapter 62-160, F.A.C.

2. STABILIZATION CRITERIA FOR RANGE OF VARIATION OF LAST THREE CONSECUTIVE READINGS (SEE FS 2212, SECTION 3)

pH: ± 0.2 units **Temperature:** ± 0.2 °C **Specific Conductance**: ± 5% **Dissolved Oxygen:** all readings ≤ 20% saturation (see Table FS 2200-2); optionally, ± 0.2 mg/L or ± 10% (whichever is greater) **Turbidity:** all readings ≤ 20 NTU; optionally ± 5 NTU or ± 10% (whichever is greater)

ITS Revision 1.0 Date: 11/06/19

IDEAL TECH SERVICES, INC. GROUNDWATER SAMPLE LOG

Site Name: Angelo's Aggregate Materials, LTD Enterprise Class III Landfill | Site Location: Pasco County, Florida

Well No: **MW-7BR** | WACS Well Number: 22592 | Date: 3/16/21

Purging Data

Well Diameter (inches):	Tubing Diameter (inches):	Well Screen Interval (ft):	Static Depth to Water (ft):	Purge Pump Type:
2	0.375	46 to 61	34.04	SS ESP

Well Volume Purge: 1 Well Volume = (Total Well Depth - Static Depth To Water) * Well Capacity (gal/ft)

= (61.00 Feet - 34.04 Feet) * 0.16 Gallons/Ft= 4.31 Gallons

Equipment Volume Purge: 1 Equipment Vol. = Pump Volume + (Tubing Capacity * Tubing Length) + Flow Cell Volume (FCV)

Gallons + (0.006 Gallons/Ft * Feet) + 0.032 FCV = Gallons

Initial Pump or Tubing Depth In Well (ft):	Final Pump or Tubing Depth In Well (ft):	Purging Initiated At:	Purging Ended At:	Total Volume Purged (gal):
35.0	35.0	1131	1150	5.70

Time	Volume Purged (gallons)	Total Volume Purged (gallons)	Purge Rate (gpm)	Depth to Water (feet)	pH (standard units)	Temp (°C)	COND (µS/cm)	Dissolved Oxygen (mg/L)	Turbidity (NTUs)	COLOR (describe)	ODOR (describe)
1146	4.50	4.50	.30	34.11	7.23	25.5	320	.87	14.20	none	none
1148	0.60	5.10	.30	34.11	7.19	25.5	320	.84	12.30	none	none
1150	0.60	5.70	.30	34.11	7.22	25.5	320	.82	10.50	none	none

SAMPLING DATA

Sampled By: Ideal Tech Services, Inc. Chris Monaco or Karen LeBeau | Signature: | Sampling Initiated At: 1150 | Sampling Ended At: 1154

Pump or Tubing Depth in Well (ft): 35.0 | Tubing Material Code: PE | Field Filtered: ☐ YES ☑ NO | Filtration Equipment Type: polyethersulphone | Filter Size: (µm)

Field Decontamination Pump: ☑ YES ☐ NO | Tubing Replaced: ☑ YES ☐ NO | Duplicate: ☐ YES ☑ NO

Sample Container Specifications				Sample Preservation (including wet ice)			Intended Analysis and/or Method	Sampling Equipment Code	Sample Flow Rate (milliliters per minute)
Sample ID Code	# Containers	Material Code	Volume	Preservative	Total Volume Added In Field	Final pH			
MW-7BR	3	CG	40 mL	HCl	None	Not Required	8260 (App. 1 FL)	SS ESP	100
MW-7BR	2	CG	40 mL	6°C	None	Not Required	8011	SS ESP	100
MW-7BR	1	PE	250 mL	6°C	None	Not Required	Chloride, Nitrate, TDS	SS ESP	1136
MW-7BR	1	PE	250 mL	H_2SO_4	None	<2	Ammonia	SS ESP	1136
MW-7BR	1	PE	250 mL	HNO_3	None	<2	Metals	SS ESP	1136

Remarks: NTU AT METALS SAMPLE = 6.10

ORP= 208

MATERIAL CODES: AG = Amber Glass; **CG** = Clear Glass; **HDPE** = High Density Polyethylene; **LDPE** = Low Density Polyethylene; **PP** = Polypropylene; **S** = Silicone; **T** = Teflon; **O** = Other (Specify)

SAMPLING EQUIPMENT CODES: APP = After (Through) Peristaltic Pump; **B** = Bailer; **BP** = Bladder Pump; **ESP** = Electric Submersible Pump; **SS ESP** = Stainless Steel Electric Submersible Pump; **RFPP** = Reverse Flow Peristaltic Pump; **SM** = Straw Method (Tubing Gravity Drain); **O** = Other (Specify)

WELL CAPACITY (Gallons Per Foot): 0.75" = 0.02; 1" = 0.04; 1.25" = 0.06; 2" = 0.16; 3" = 0.37; 4" = 0.65; 5" = 1.02; 6" = 1.47; 12" = 5.88

TUBING INSIDE DIA. CAPACITY (Gal./Ft.): 1/8" = 0.0006; 3/16" = 0.0014; 1/4" = 0.0026; 5/16" = 0.004; 3/8" = 0.006; 1/2" = 0.010; 5/8" = 0.016

NOTES: 1. The above do not constitute all of the information required by Chapter 62-160, F.A.C.

2. STABILIZATION CRITERIA FOR RANGE OF VARIATION OF LAST THREE CONSECUTIVE READINGS (SEE FS 2212, SECTION 3)

pH: ± 0.2 units **Temperature:** ± 0.2 °C **Specific Conductance**: ± 5% **Dissolved Oxygen:** all readings ≤ 20% saturation (see Table FS 2200-2); optionally, ± 0.2 mg/L or ± 10% (whichever is greater) **Turbidity:** all readings ≤ 20 NTU; optionally ± 5 NTU or ± 10% (whichever is greater)

ITS Revision 1.0 Date: 11/06/19

IDEAL TECH SERVICES, INC. GROUNDWATER SAMPLE LOG

Site Name: Angelo's Aggregate Materials, LTD Enterprise Class III Landfill	Site Location: Pasco County, Florida	
Well No: **MW-8**	WACS Well Number: 19578	Date: 3/16/21

Purging Data

Well Diameter (inches):	Tubing Diameter (inches):	Well Screen Interval (ft):	Static Depth to Water (ft):	Purge Pump Type:
2	0.375	15.9 to 35.9	35.33	SS ESP

Well Volume Purge: 1 Well Volume = (Total Well Depth - Static Depth To Water) * Well Capacity (gal/ft)

= (35.90 Feet - 35.33 Feet) * 0.16 Gallons/Ft= 0.09 Gallons

Equipment Volume Purge: 1 Equipment Vol. = Pump Volume + (Tubing Capacity * Tubing Length) + Flow Cell Volume (FCV)

Gallons + (0.006 Gallons/Ft * Feet) + 0.032 FCV = Gallons

Initial Pump or Tubing Depth In Well (ft):	Final Pump or Tubing Depth In Well (ft):	Purging Initiated At:	Purging Ended At:	Total Volume Purged (gal):

Time	Volume Purged (gallons)	Total Volume Purged (gallons)	Purge Rate (gpm)	Depth to Water (feet)	pH (standard units)	Temp (°C)	COND (µS/cm)	Dissolved Oxygen (mg/L)	Turbidity (NTUs)	COLOR (describe)	ODOR (describe)

Dry Well

SAMPLING DATA

Sampled By: Ideal Tech Services, Inc. Chris Monaco or Karen LeBeau	Signature:	Sampling Initiated At:	Sampling Ended At:
Pump or Tubing Depth in Well (ft):	Tubing Material Code: PE	Field Filtered: ☐ YES ☑ NO Filtration Equipment Type: polyethersulphone	Filter Size: (µm)
Field Decontamination Pump: ☑ YES ☐ NO	Tubing Replaced: ☑ YES ☐ NO	Duplicate: ☐ YES ☑ NO	

Sample Container Specifications				Sample Preservation (including wet ice)			Intended Analysis and/or Method	Sampling Equipment Code	Sample Flow Rate (milliliters per minute)
Sample ID Code	# Containers	Material Code	Volume	Preservative	Total Volume Added In Field	Final pH			
MW-8		CG	40 mL	HCl	None	Not Required	8260 (App. 1 FL)	SS ESP	0
MW-8		CG	40 mL	6°C	None	Not Required	8011	SS ESP	0
MW-8		PE	250 mL	6°C	None	Not Required	Chloride, Nitrate, TDS	SS ESP	0
MW-8		PE	250 mL	H_2SO_4	None		Ammonia	SS ESP	0
MW-8		PE	250 mL	HNO_3	None		Metals	SS ESP	0

Remarks: Not enough water to sustain flow

ORP=

MATERIAL CODES: AG = Amber Glass; **CG** = Clear Glass; **HDPE** = High Density Polyethylene; **LDPE** = Low Density Polyethylene; **PP** = Polypropylene; **S** = Silicone; **T** = Teflon; **O** = Other (Specify)

SAMPLING EQUIPMENT CODES: APP = After (Through) Peristaltic Pump; **B** = Bailer; **BP** = Bladder Pump; **ESP** = Electric Submersible Pump; **SS ESP** = Stainless Steel Electric Submersible Pump; **RFPP** = Reverse Flow Peristaltic Pump; **SM** = Straw Method (Tubing Gravity Drain); **O** = Other (Specify)

WELL CAPACITY (Gallons Per Foot): 0.75" = 0.02; 1" = 0.04; 1.25" = 0.06; 2" = 0.16; 3" = 0.37; 4" = 0.65; 5" = 1.02; 6" = 1.47; 12" = 5.88

TUBING INSIDE DIA. CAPACITY (Gal./Ft.): 1/8" = 0.0006; 3/16" = 0.0014; 1/4" = 0.0026; 5/16" = 0.004; 3/8" = 0.006; 1/2" = 0.010; 5/8" = 0.016

NOTES: 1. The above do not constitute all of the information required by Chapter 62-160, F.A.C.

2. STABILIZATION CRITERIA FOR RANGE OF VARIATION OF LAST THREE CONSECUTIVE READINGS (SEE FS 2212, SECTION 3)

pH: ± 0.2 units **Temperature:** ± 0.2 °C **Specific Conductance**: ± 5% **Dissolved Oxygen:** all readings ≤ 20% saturation (see Table FS 2200-2); optionally, ± 0.2 mg/L or ± 10% (whichever is greater) **Turbidity:** all readings ≤ 20 NTU; optionally ± 5 NTU or ± 10% (whichever is greater)

ITS Revision 1.0 Date: 11/06/19

IDEAL TECH SERVICES, INC. GROUNDWATER SAMPLE LOG

Site Name: Angelo's Aggregate Materials, LTD Enterprise Class III Landfill	Site Location: Pasco County, Florida
Well No: **MW-8B**	WACS Well Number: 21323
Date: 3/16/21	

Purging Data

Well Diameter (inches):	Tubing Diameter (inches):	Well Screen Interval (ft):	Static Depth to Water (ft):	Purge Pump Type:
2	0.375	42 to 57	39.22	SS ESP

Well Volume Purge: 1 Well Volume = (Total Well Depth - Static Depth To Water) * Well Capacity (gal/ft)

= (57.00 Feet - 39.22 Feet) * 0.16 Gallons/Ft= 2.84 Gallons

Equipment Volume Purge: 1 Equipment Vol. = Pump Volume + (Tubing Capacity * Tubing Length) + Flow Cell Volume (FCV)

Gallons + (0.006 Gallons/Ft * Feet) + 0.032 FCV = Gallons

Initial Pump or Tubing Depth In Well (ft):	Final Pump or Tubing Depth In Well (ft):	Purging Initiated At:	Purging Ended At:	Total Volume Purged (gal):
41.0	41.0	1032	1044	4.80

Time	Volume Purged (gallons)	Total Volume Purged (gallons)	Purge Rate (gpm)	Depth to Water (feet)	pH (standard units)	Temp (°C)	COND (µS/cm)	Dissolved Oxygen (mg/L)	Turbidity (NTUs)	COLOR (describe)	ODOR (describe)
1040	3.20	3.20	.40	39.28	6.77	27.6	667	.07	.80	none	none
1042	0.80	4.00	.40	39.28	6.77	27.5	666	.06	.60	none	none
1044	0.80	4.80	.40	39.28	6.77	27.5	665	.06	.60	none	none

SAMPLING DATA

Sampled By: Ideal Tech Services, Inc. Chris Monaco or Karen LeBeau	Signature:	Sampling Initiated At: 1044	Sampling Ended At: 1048
Pump or Tubing Depth in Well (ft): 41.0	Tubing Material Code: PE	Field Filtered: ☐ YES ☑ NO Filtration Equipment Type: polyethersulphone	Filter Size: (µm)
Field Decontamination Pump: ☑ YES ☐ NO	Tubing Replaced: ☑ YES ☐ NO	Duplicate: ☐ YES ☑ NO	

Sample Container Specifications				Sample Preservation (including wet ice)			Intended Analysis and/or Method	Sampling Equipment Code	Sample Flow Rate (milliliters per minute)
Sample ID Code	# Containers	Material Code	Volume	Preservative	Total Volume Added In Field	Final pH			
MW-8B	3	CG	40 mL	HCl	None	Not Required	8260 (App. 1 FL)	SS ESP	100
MW-8B	2	CG	40 mL	6°C	None	Not Required	8011	SS ESP	100
MW-8B	1	PE	250 mL	6°C	None	Not Required	Chloride, Nitrate, TDS	SS ESP	1136
MW-8B	1	PE	250 mL	H_2SO_4	None	<2	Ammonia	SS ESP	1136
MW-8B	1	PE	250 mL	HNO_3	None	<2	Metals	SS ESP	1136

Remarks:

ORP= -72.4

MATERIAL CODES: AG = Amber Glass; **CG** = Clear Glass; **HDPE** = High Density Polyethylene; **LDPE** = Low Density Polyethylene; **PP** = Polypropylene; **S** = Silicone; **T** = Teflon; **O** = Other (Specify)

SAMPLING EQUIPMENT CODES: APP = After (Through) Peristaltic Pump; **B** = Bailer; **BP** = Bladder Pump; **ESP** = Electric Submersible Pump; **SS ESP** = Stainless Steel Electric Submersible Pump; **RFPP** = Reverse Flow Peristaltic Pump; **SM** = Straw Method (Tubing Gravity Drain); **O** = Other (Specify)

WELL CAPACITY (Gallons Per Foot): 0.75" = 0.02; 1" = 0.04; 1.25" = 0.06; 2" = 0.16; 3" = 0.37; 4" = 0.65; 5" = 1.02; 6" = 1.47; 12" = 5.88

TUBING INSIDE DIA. CAPACITY (Gal./Ft.): 1/8" = 0.0006; 3/16" = 0.0014; 1/4" = 0.0026; 5/16" = 0.004; 3/8" = 0.006; 1/2" = 0.010; 5/8" = 0.016

NOTES: 1. The above do not constitute all of the information required by Chapter 62-160, F.A.C.

2. STABILIZATION CRITERIA FOR RANGE OF VARIATION OF LAST THREE CONSECUTIVE READINGS (SEE FS 2212, SECTION 3)

pH: ± 0.2 units **Temperature:** ± 0.2 °C **Specific Conductance**: ± 5% **Dissolved Oxygen:** all readings ≤ 20% saturation (see Table FS 2200-2); optionally, ± 0.2 mg/L or ± 10% (whichever is greater) **Turbidity:** all readings ≤ 20 NTU; optionally ± 5 NTU or ± 10% (whichever is greater)

ITS Revision 1.0 Date: 11/06/19

IDEAL TECH SERVICES, INC. GROUNDWATER SAMPLE LOG

Site Name: Angelo's Aggregate Materials, LTD Enterprise Class III Landfill	Site Location: Pasco County, Florida

Well No: **MW-9**	WACS Well Number: 19579	Date: 3/16/21

Purging Data

Well Diameter (inches):	Tubing Diameter (inches):	Well Screen Interval (ft):	Static Depth to Water (ft):	Purge Pump Type:
2	0.375	9.7 to 29.7	29.51	SS ESP

Well Volume Purge: 1 Well Volume = (Total Well Depth - Static Depth To Water) * Well Capacity (gal/ft)

= (29.70 Feet - 29.51 Feet) * 0.16 Gallons/Ft= 0.03 Gallons

Equipment Volume Purge: 1 Equipment Vol. = Pump Volume + (Tubing Capacity * Tubing Length) + Flow Cell Volume (FCV)

Gallons + (0.006 Gallons/Ft * Feet) + 0.032 FCV = Gallons

Initial Pump or Tubing Depth In Well (ft):	Final Pump or Tubing Depth In Well (ft):	Purging Initiated At:	Purging Ended At:	Total Volume Purged (gal):

Time	Volume Purged (gallons)	Total Volume Purged (gallons)	Purge Rate (gpm)	Depth to Water (feet)	pH (standard units)	Temp (°C)	COND (µS/cm)	Dissolved Oxygen (mg/L)	Turbidity (NTUs)	COLOR (describe)	ODOR (describe)

Dry Well

SAMPLING DATA

Sampled By: Ideal Tech Services, Inc. Chris Monaco or Karen LeBeau	Signature:	Sampling Initiated At:	Sampling Ended At:
Pump or Tubing Depth in Well (ft):	Tubing Material Code: PE	Field Filtered: ☐ YES ☑ NO Filtration Equipment Type: polyethersulphone	Filter Size: (µm)

Field Decontamination Pump: ☑ YES ☐ NO Tubing Replaced: ☑ YES ☐ NO Duplicate: ☐ YES ☑ NO

Sample Container Specifications				Sample Preservation (including wet ice)			Intended Analysis and/or Method	Sampling Equipment Code	Sample Flow Rate (milliliters per minute)
Sample ID Code	# Containers	Material Code	Volume	Preservative	Total Volume Added In Field	Final pH			
MW-9		CG	40 mL	HCl	None	Not Required	8260 (App. 1 FL)	SS ESP	0
MW-9		CG	40 mL	6°C	None	Not Required	8011	SS ESP	0
MW-9		PE	250 mL	6°C	None	Not Required	Chloride, Nitrate, TDS	SS ESP	0
MW-9		PE	250 mL	H_2SO_4	None		Ammonia	SS ESP	0
MW-9		PE	250 mL	HNO_3	None		Metals	SS ESP	0

Remarks: Not enough water to sustain flow

ORP=

MATERIAL CODES: AG = Amber Glass; **CG** = Clear Glass; **HDPE** = High Density Polyethylene; **LDPE** = Low Density Polyethylene; **PP** = Polypropylene; **S** = Silicone; **T** = Teflon; **O** = Other (Specify)

SAMPLING EQUIPMENT CODES: APP = After (Through) Peristaltic Pump; **B** = Bailer; **BP** = Bladder Pump; **ESP** = Electric Submersible Pump; **SS ESP** = Stainless Steel Electric Submersible Pump; **RFPP** = Reverse Flow Peristaltic Pump; **SM** = Straw Method (Tubing Gravity Drain); **O** = Other (Specify)

WELL CAPACITY (Gallons Per Foot): 0.75" = 0.02; 1" = 0.04; 1.25" = 0.06; 2" = 0.16; 3" = 0.37; 4" = 0.65; 5" = 1.02; 6" = 1.47; 12" = 5.88

TUBING INSIDE DIA. CAPACITY (Gal./Ft.): 1/8" = 0.0006; 3/16" = 0.0014; 1/4" = 0.0026; 5/16" = 0.004; 3/8" = 0.006; 1/2" = 0.010; 5/8" = 0.016

NOTES: 1. The above do not constitute all of the information required by Chapter 62-160, F.A.C.

2. STABILIZATION CRITERIA FOR RANGE OF VARIATION OF LAST THREE CONSECUTIVE READINGS (SEE FS 2212, SECTION 3)

pH: ± 0.2 units **Temperature:** ± 0.2 °C **Specific Conductance**: ± 5% **Dissolved Oxygen:** all readings ≤ 20% saturation (see Table FS 2200-2); optionally, ± 0.2 mg/L or ± 10% (whichever is greater) **Turbidity:** all readings ≤ 20 NTU; optionally ± 5 NTU or ± 10% (whichever is greater)

ITS Revision 1.0 Date: 11/06/19

IDEAL TECH SERVICES, INC. GROUNDWATER SAMPLE LOG

Site Name: Angelo's Aggregate Materials, LTD Enterprise Class III Landfill	Site Location: Pasco County, Florida	
Well No: **MW-9B**	WACS Well Number: 21324	Date: 3/16/21

Purging Data

Well Diameter (inches):	Tubing Diameter (inches):	Well Screen Interval (ft):	Static Depth to Water (ft):	Purge Pump Type:
2	0.375	33.9 to 48.9	40.31	SS ESP

Well Volume Purge: 1 Well Volume = (Total Well Depth - Static Depth To Water) * Well Capacity (gal/ft)

= (48.90 Feet - 40.31 Feet) * 0.16 Gallons/Ft= 1.37 Gallons

Equipment Volume Purge: 1 Equipment Vol. = Pump Volume + (Tubing Capacity * Tubing Length) + Flow Cell Volume (FCV)

Gallons + (0.006 Gallons/Ft * Feet) + 0.032 FCV = Gallons

Initial Pump or Tubing Depth In Well (ft):	Final Pump or Tubing Depth In Well (ft):	Purging Initiated At:	Purging Ended At:	Total Volume Purged (gal):
42.0	42.0	1012	1019	3.50

Time	Volume Purged (gallons)	Total Volume Purged (gallons)	Purge Rate (gpm)	Depth to Water (feet)	pH (standard units)	Temp (°C)	COND (µS/cm)	Dissolved Oxygen (mg/L)	Turbidity (NTUs)	COLOR (describe)	ODOR (describe)
1015	1.50	1.50	.50	40.43	7.08	27.2	502	.61	3.60	none	none
1017	1.00	2.50	.50	40.43	7.07	27.2	500	.64	3.20	none	none
1019	1.00	3.50	.50	40.43	7.04	27.2	497	.76	2.10	none	none

SAMPLING DATA

Sampled By: Ideal Tech Services, Inc. Chris Monaco or Karen LeBeau	Signature:	Sampling Initiated At: 1019	Sampling Ended At: 1024
Pump or Tubing Depth in Well (ft): 42.0	Tubing Material Code: PE	Field Filtered: ☐ YES ☑ NO Filtration Equipment Type: polyethersulphone	Filter Size: (µm)
Field Decontamination Pump: ☑ YES ☐ NO	Tubing Replaced: ☑ YES ☐ NO	Duplicate: ☐ YES ☑ NO	

Sample Container Specifications				Sample Preservation (including wet ice)			Intended Analysis and/or Method	Sampling Equipment Code	Sample Flow Rate (milliliters per minute)
Sample ID Code	# Containers	Material Code	Volume	Preservative	Total Volume Added In Field	Final pH			
MW-9B	3	CG	40 mL	HCl	None	Not Required	8260 (App. 1 FL)	SS ESP	100
MW-9B	2	CG	40 mL	6°C	None	Not Required	8011	SS ESP	100
MW-9B	1	PE	250 mL	6°C	None	Not Required	Chloride, Nitrate, TDS	SS ESP	1136
MW-9B	1	PE	250 mL	H_2SO_4	None	<2	Ammonia	SS ESP	1136
MW-9B	1	PE	250 mL	HNO_3	None	<2	Metals	SS ESP	1136

Remarks:

ORP= 238

MATERIAL CODES: AG = Amber Glass; **CG** = Clear Glass; **HDPE** = High Density Polyethylene; **LDPE** = Low Density Polyethylene; **PP** = Polypropylene; **S** = Silicone; **T** = Teflon; **O** = Other (Specify)

SAMPLING EQUIPMENT CODES: APP = After (Through) Peristaltic Pump; **B** = Bailer; **BP** = Bladder Pump; **ESP** = Electric Submersible Pump; **SS ESP** = Stainless Steel Electric Submersible Pump; **RFPP** = Reverse Flow Peristaltic Pump; **SM** = Straw Method (Tubing Gravity Drain); **O** = Other (Specify)

WELL CAPACITY (Gallons Per Foot): 0.75" = 0.02; 1" = 0.04; 1.25" = 0.06; 2" = 0.16; 3" = 0.37; 4" = 0.65; 5" = 1.02; 6" = 1.47; 12" = 5.88

TUBING INSIDE DIA. CAPACITY (Gal./Ft.): 1/8" = 0.0006; 3/16" = 0.0014; 1/4" = 0.0026; 5/16" = 0.004; 3/8" = 0.006; 1/2" = 0.010; 5/8" = 0.016

NOTES: 1. The above do not constitute all of the information required by Chapter 62-160, F.A.C.

2. STABILIZATION CRITERIA FOR RANGE OF VARIATION OF LAST THREE CONSECUTIVE READINGS (SEE FS 2212, SECTION 3)

pH: ± 0.2 units **Temperature:** ± 0.2 °C **Specific Conductance**: ± 5% **Dissolved Oxygen:** all readings ≤ 20% saturation (see Table FS 2200-2); optionally, ± 0.2 mg/L or ± 10% (whichever is greater) **Turbidity:** all readings ≤ 20 NTU; optionally ± 5 NTU or ± 10% (whichever is greater)

ITS Revision 1.0 Date: 11/06/19

IDEAL TECH SERVICES, INC. GROUNDWATER SAMPLE LOG

Site Name: Angelo's Aggregate Materials, LTD Enterprise Class III Landfill	Site Location: Pasco County, Florida	
Well No: **MW-10**	WACS Well Number: 19580	Date: 3/16/21

Purging Data

Well Diameter (inches):	Tubing Diameter (inches):	Well Screen Interval (ft):	Static Depth to Water (ft):	Purge Pump Type:
2	0.375	17.65 to 37.65	37.24	SS ESP

Well Volume Purge: 1 Well Volume = (Total Well Depth - Static Depth To Water) * Well Capacity (gal/ft)

= (37.65 Feet - 37.24 Feet) * 0.16 Gallons/Ft= 0.07 Gallons

Equipment Volume Purge: 1 Equipment Vol. = Pump Volume + (Tubing Capacity * Tubing Length) + Flow Cell Volume (FCV)

Gallons + (0.006 Gallons/Ft * Feet) + 0.032 FCV = Gallons

Initial Pump or Tubing Depth In Well (ft):	Final Pump or Tubing Depth In Well (ft):	Purging Initiated At:	Purging Ended At:	Total Volume Purged (gal):

Time	Volume Purged (gallons)	Total Volume Purged (gallons)	Purge Rate (gpm)	Depth to Water (feet)	pH (standard units)	Temp (°C)	COND (µS/cm)	Dissolved Oxygen (mg/L)	Turbidity (NTUs)	COLOR (describe)	ODOR (describe)

Dry Well

SAMPLING DATA

Sampled By: Ideal Tech Services, Inc. Chris Monaco or Karen LeBeau	Signature:	Sampling Initiated At:	Sampling Ended At:
Pump or Tubing Depth in Well (ft):	Tubing Material Code: PE	Field Filtered: ☐ YES ☑ NO Filtration Equipment Type: polyethersulphone	Filter Size: (µm)
Field Decontamination Pump: ☑ YES ☐ NO	Tubing Replaced: ☑ YES ☐ NO	Duplicate: ☐ YES ☑ NO	

Sample Container Specifications				Sample Preservation (including wet ice)			Intended Analysis and/or Method	Sampling Equipment Code	Sample Flow Rate (milliliters per minute)
Sample ID Code	# Containers	Material Code	Volume	Preservative	Total Volume Added In Field	Final pH			
MW-10		CG	40 mL	HCl	None	Not Required	8260 (App. 1 FL)	SS ESP	0
MW-10		CG	40 mL	6°C	None	Not Required	8011	SS ESP	0
MW-10		PE	250 mL	6°C	None	Not Required	Chloride, Nitrate, TDS	SS ESP	0
MW-10		PE	250 mL	H_2SO_4	None		Ammonia	SS ESP	0
MW-10		PE	250 mL	HNO_3	None		Metals	SS ESP	0

Remarks: Not enough water to sustain flow

ORP=

MATERIAL CODES: AG = Amber Glass; **CG** = Clear Glass; **HDPE** = High Density Polyethylene; **LDPE** = Low Density Polyethylene; **PP** = Polypropylene; **S** = Silicone; **T** = Teflon; **O** = Other (Specify)

SAMPLING EQUIPMENT CODES: APP = After (Through) Peristaltic Pump; **B** = Bailer; **BP** = Bladder Pump; **ESP** = Electric Submersible Pump; **SS ESP** = Stainless Steel Electric Submersible Pump; **RFPP** = Reverse Flow Peristaltic Pump; **SM** = Straw Method (Tubing Gravity Drain); **O** = Other (Specify)

WELL CAPACITY (Gallons Per Foot): 0.75" = 0.02; 1" = 0.04; 1.25" = 0.06; 2" = 0.16; 3" = 0.37; 4" = 0.65; 5" = 1.02; 6" = 1.47; 12" = 5.88

TUBING INSIDE DIA. CAPACITY (Gal./Ft.): 1/8" = 0.0006; 3/16" = 0.0014; 1/4" = 0.0026; 5/16" = 0.004; 3/8" = 0.006; 1/2" = 0.010; 5/8" = 0.016

NOTES: 1. The above do not constitute all of the information required by Chapter 62-160, F.A.C.

2. STABILIZATION CRITERIA FOR RANGE OF VARIATION OF LAST THREE CONSECUTIVE READINGS (SEE FS 2212, SECTION 3)

pH: ± 0.2 units **Temperature:** ± 0.2 °C **Specific Conductance**: ± 5% **Dissolved Oxygen:** all readings ≤ 20% saturation (see Table FS 2200-2); optionally, ± 0.2 mg/L or ± 10% (whichever is greater) **Turbidity:** all readings ≤ 20 NTU; optionally ± 5 NTU or ± 10% (whichever is greater)

ITS Revision 1.0 Date: 11/06/19

IDEAL TECH SERVICES, INC. GROUNDWATER SAMPLE LOG

Site Name: Angelo's Aggregate Materials, LTD Enterprise Class III Landfill	Site Location: Pasco County, Florida	
Well No: **MW-10B**	WACS Well Number: 21325	Date: 3/16/21

Purging Data

Well Diameter (inches):	Tubing Diameter (inches):	Well Screen Interval (ft):	Static Depth to Water (ft):	Purge Pump Type:
2	0.375	unknown to unknown	40.54	SS ESP

Well Volume Purge: 1 Well Volume = (Total Well Depth - Static Depth To Water) * Well Capacity (gal/ft)

= (61.90 Feet - 40.54 Feet) * 0.16 Gallons/Ft= 3.42 Gallons

Equipment Volume Purge: 1 Equipment Vol. = Pump Volume + (Tubing Capacity * Tubing Length) + Flow Cell Volume (FCV)

Gallons + (0.006 Gallons/Ft * Feet) + 0.032 FCV = Gallons

Initial Pump or Tubing Depth In Well (ft):	Final Pump or Tubing Depth In Well (ft):	Purging Initiated At:	Purging Ended At:	Total Volume Purged (gal):
42.0	42.0	0943	0952	18.00

Time	Volume Purged (gallons)	Total Volume Purged (gallons)	Purge Rate (gpm)	Depth to Water (feet)	pH (standard units)	Temp (°C)	COND (µS/cm)	Dissolved Oxygen (mg/L)	Turbidity (NTUs)	COLOR (describe)	ODOR (describe)
0948	10.00	10.00	2.0	40.98	7.10	26.8	433	.05	.30	none	none
0950	4.00	14.00	2.0	40.98	7.12	26.8	434	.05	.30	none	none
0952	4.00	18.00	2.0	40.98	7.02	26.8	436	.05	.10	none	none

SAMPLING DATA

Sampled By: Ideal Tech Services, Inc. Chris Monaco or Karen LeBeau	Signature:	Sampling Initiated At: 0952	Sampling Ended At: 0955
Pump or Tubing Depth in Well (ft): 42.0	Tubing Material Code: PE	Field Filtered: ☐ YES ☑ NO Filtration Equipment Type: polyethersulphone	Filter Size: (µm)
Field Decontamination Pump: ☑ YES ☐ NO	Tubing Replaced: ☑ YES ☐ NO	Duplicate: ☐ YES ☑ NO	

Sample Container Specifications				Sample Preservation (including wet ice)			Intended Analysis and/or Method	Sampling Equipment Code	Sample Flow Rate (milliliters per minute)
Sample ID Code	# Containers	Material Code	Volume	Preservative	Total Volume Added In Field	Final pH			
MW-10B	3	CG	40 mL	HCl	None	Not Required	8260 (App. 1 FL)	SS ESP	100
MW-10B	2	CG	40 mL	6°C	None	Not Required	8011	SS ESP	100
MW-10B	1	PE	250 mL	6°C	None	Not Required	Chloride, Nitrate, TDS	SS ESP	1136
MW-10B	1	PE	250 mL	H_2SO_4	None	<2	Ammonia	SS ESP	1136
MW-10B	1	PE	250 mL	HNO_3	None	<2	Metals	SS ESP	1136

Remarks:

ORP= 263

MATERIAL CODES: AG = Amber Glass; **CG** = Clear Glass; **HDPE** = High Density Polyethylene; **LDPE** = Low Density Polyethylene; **PP** = Polypropylene; **S** = Silicone; **T** = Teflon; **O** = Other (Specify)

SAMPLING EQUIPMENT CODES: APP = After (Through) Peristaltic Pump; **B** = Bailer; **BP** = Bladder Pump; **ESP** = Electric Submersible Pump; **SS ESP** = Stainless Steel Electric Submersible Pump; **RFPP** = Reverse Flow Peristaltic Pump; **SM** = Straw Method (Tubing Gravity Drain); **O** = Other (Specify)

WELL CAPACITY (Gallons Per Foot): 0.75" = 0.02; 1" = 0.04; 1.25" = 0.06; 2" = 0.16; 3" = 0.37; 4" = 0.65; 5" = 1.02; 6" = 1.47; 12" = 5.88

TUBING INSIDE DIA. CAPACITY (Gal./Ft.): 1/8" = 0.0006; 3/16" = 0.0014; 1/4" = 0.0026; 5/16" = 0.004; 3/8" = 0.006; 1/2" = 0.010; 5/8" = 0.016

NOTES: 1. The above do not constitute all of the information required by Chapter 62-160, F.A.C.

2. STABILIZATION CRITERIA FOR RANGE OF VARIATION OF LAST THREE CONSECUTIVE READINGS (SEE FS 2212, SECTION 3)

pH: ± 0.2 units **Temperature:** ± 0.2 °C **Specific Conductance**: ± 5% **Dissolved Oxygen:** all readings ≤ 20% saturation (see Table FS 2200-2); optionally, ± 0.2 mg/L or ± 10% (whichever is greater) **Turbidity:** all readings ≤ 20 NTU; optionally ± 5 NTU or ± 10% (whichever is greater)

ITS Revision 1.0 Date: 11/06/19

IDEAL TECH SERVICES, INC. GROUNDWATER SAMPLE LOG

Site Name: Angelo's Aggregate Materials, LTD Enterprise Class III Landfill	Site Location: Pasco County, Florida	
Well No: **MW-18B**	WACS Well Number: 28986	Date: 3/15/21

Purging Data

Well Diameter (inches):	Tubing Diameter (inches):	Well Screen Interval (ft):	Static Depth to Water (ft):	Purge Pump Type:
2	0.375	83.5 to 103.5	83.59	SS ESP

Well Volume Purge: 1 Well Volume = (Total Well Depth - Static Depth To Water) * Well Capacity (gal/ft)

= (108.48 Feet - 83.59 Feet) * 0.16 Gallons/Ft= 3.98 Gallons

Equipment Volume Purge: 1 Equipment Vol. = Pump Volume + (Tubing Capacity * Tubing Length) + Flow Cell Volume (FCV)

Gallons + (0.006 Gallons/Ft * Feet) + 0.032 FCV = Gallons

Initial Pump or Tubing Depth In Well (ft):	Final Pump or Tubing Depth In Well (ft):	Purging Initiated At:	Purging Ended At:	Total Volume Purged (gal):
85.00	85.00	1043	1059	6.40

Time	Volume Purged (gallons)	Total Volume Purged (gallons)	Purge Rate (gpm)	Depth to Water (feet)	pH (standard units)	Temp (°C)	COND (µS/cm)	Dissolved Oxygen (mg/L)	Turbidity (NTUs)	COLOR (describe)	ODOR (describe)
1053	4.00	4.00	.40	83.71	7.13	28.7	765	.25	5.60	none	none
1056	1.20	5.20	.40	83.71	7.08	28.7	763	.20	4.60	none	none
1059	1.20	6.40	.40	83.71	6.99	28.7	762	.19	3.80	none	none

SAMPLING DATA

Sampled By: Ideal Tech Services, Inc. Chris Monaco or Karen LeBeau	Signature:	Sampling Initiated At: 1059	Sampling Ended At: 1103
Pump or Tubing Depth in Well (ft): 85.00	Tubing Material Code: PE	Field Filtered: ☐ YES ☑ NO Filtration Equipment Type: polyethersulphone	Filter Size: (µm)
Field Decontamination Pump: ☑ YES ☐ NO	Tubing Replaced: ☑ YES ☐ NO	Duplicate: ☐ YES ☑ NO	

Sample Container Specifications				Sample Preservation (including wet ice)			Intended Analysis and/or Method	Sampling Equipment Code	Sample Flow Rate (milliliters per minute)
Sample ID Code	# Containers	Material Code	Volume	Preservative	Total Volume Added In Field	Final pH			
MW-18B	3	CG	40 mL	HCl	None	Not Required	8260 (App. 1 FL)	SS ESP	100
MW-18B	2	CG	40 mL	6°C	None	Not Required	8011	SS ESP	100
MW-18B	1	PE	250 mL	6°C	None	Not Required	Chloride, Nitrate, TDS	SS ESP	1136
MW-18B	1	PE	250 mL	H_2SO_4	None	<2	Ammonia	SS ESP	1136
MW-18B	1	PE	250 mL	HNO_3	None	<2	Metals	SS ESP	1136

Remarks:

ORP= 32.4

MATERIAL CODES: AG = Amber Glass; **CG** = Clear Glass; **HDPE** = High Density Polyethylene; **LDPE** = Low Density Polyethylene; **PP** = Polypropylene; **S** = Silicone; **T** = Teflon; **O** = Other (Specify)

SAMPLING EQUIPMENT CODES: APP = After (Through) Peristaltic Pump; **B** = Bailer; **BP** = Bladder Pump; **ESP** = Electric Submersible Pump; **SS ESP** = Stainless Steel Electric Submersible Pump; **RFPP** = Reverse Flow Peristaltic Pump; **SM** = Straw Method (Tubing Gravity Drain); **O** = Other (Specify)

WELL CAPACITY (Gallons Per Foot): 0.75" = 0.02; 1" = 0.04; 1.25" = 0.06; 2" = 0.16; 3" = 0.37; 4" = 0.65; 5" = 1.02; 6" = 1.47; 12" = 5.88

TUBING INSIDE DIA. CAPACITY (Gal./Ft.): 1/8" = 0.0006; 3/16" = 0.0014; 1/4" = 0.0026; 5/16" = 0.004; 3/8" = 0.006; 1/2" = 0.010; 5/8" = 0.016

NOTES: 1. The above do not constitute all of the information required by Chapter 62-160, F.A.C.

2. STABILIZATION CRITERIA FOR RANGE OF VARIATION OF LAST THREE CONSECUTIVE READINGS (SEE FS 2212, SECTION 3)

pH: ± 0.2 units **Temperature:** ± 0.2 °C **Specific Conductance**: ± 5% **Dissolved Oxygen:** all readings ≤ 20% saturation (see Table FS 2200-2); optionally, ± 0.2 mg/L or ± 10% (whichever is greater) **Turbidity:** all readings ≤ 20 NTU; optionally ± 5 NTU or ± 10% (whichever is greater)

ITS Revision 1.0 Date: 11/06/19

IDEAL TECH SERVICES, INC. GROUNDWATER SAMPLE LOG

Site Name: Angelo's Aggregate Materials, LTD Enterprise Class III Landfill	Site Location: Pasco County, Florida	
Well No: **MW-19A**	WACS Well Number: 28987	Date: 3/15/21

Purging Data

Well Diameter (inches):	Tubing Diameter (inches):	Well Screen Interval (ft):	Static Depth to Water (ft):	Purge Pump Type:
2	0.375	74 to 94	58.79	SS ESP

Well Volume Purge: 1 Well Volume = (Total Well Depth - Static Depth To Water) * Well Capacity (gal/ft)

= (99.03 Feet - 58.79 Feet) * 0.16 Gallons/Ft= 6.44 Gallons

Equipment Volume Purge: 1 Equipment Vol. = Pump Volume + (Tubing Capacity * Tubing Length) + Flow Cell Volume (FCV)

Gallons + (0.006 Gallons/Ft * Feet) + 0.032 FCV = Gallons

Initial Pump or Tubing Depth In Well (ft):	Final Pump or Tubing Depth In Well (ft):	Purging Initiated At:	Purging Ended At:	Total Volume Purged (gal):
61.00	61.00	1111	1136	10.00

Time	Volume Purged (gallons)	Total Volume Purged (gallons)	Purge Rate (gpm)	Depth to Water (feet)	pH (standard units)	Temp (°C)	COND (µS/cm)	Dissolved Oxygen (mg/L)	Turbidity (NTUs)	COLOR (describe)	ODOR (describe)
1128	6.80	6.80	.40	59.96	5.06	24.8	442	3.63	8.80	none	none
1132	1.60	8.40	.40	59.96	4.96	24.8	442	3.58	11.70	none	none
1136	1.60	10.00	.40	59.96	4.88	24.9	444	3.50	9.20	none	none

SAMPLING DATA

Sampled By: Ideal Tech Services, Inc. Chris Monaco or Karen LeBeau	Signature:	Sampling Initiated At: 1136	Sampling Ended At: 1140
Pump or Tubing Depth in Well (ft): 61.00	Tubing Material Code: PE	Field Filtered: ☐ YES ☑ NO Filtration Equipment Type: polyethersulphone	Filter Size: (µm)
Field Decontamination Pump: ☑ YES ☐ NO	Tubing Replaced: ☑ YES ☐ NO	Duplicate: ☐ YES ☑ NO	

Sample Container Specifications				Sample Preservation (including wet ice)			Intended Analysis and/or Method	Sampling Equipment Code	Sample Flow Rate (milliliters per minute)
Sample ID Code	# Containers	Material Code	Volume	Preservative	Total Volume Added In Field	Final pH			
MW-19A	3	CG	40 mL	HCl	None	Not Required	8260 (App. 1 FL)	SS ESP	100
MW-19A	2	CG	40 mL	6°C	None	Not Required	8011	SS ESP	100
MW-19A	1	PE	250 mL	6°C	None	Not Required	Chloride, Nitrate, TDS	SS ESP	1136
MW-19A	1	PE	250 mL	H_2SO_4	None	<2	Ammonia	SS ESP	1136
MW-19A	1	PE	250 mL	HNO_3	None	<2	Metals	SS ESP	1136

Remarks:

ORP= 369.6

MATERIAL CODES: AG = Amber Glass; **CG** = Clear Glass; **HDPE** = High Density Polyethylene; **LDPE** = Low Density Polyethylene; **PP** = Polypropylene; **S** = Silicone; **T** = Teflon; **O** = Other (Specify)

SAMPLING EQUIPMENT CODES: APP = After (Through) Peristaltic Pump; **B** = Bailer; **BP** = Bladder Pump; **ESP** = Electric Submersible Pump; **SS ESP** = Stainless Steel Electric Submersible Pump; **RFPP** = Reverse Flow Peristaltic Pump; **SM** = Straw Method (Tubing Gravity Drain); **O** = Other (Specify)

WELL CAPACITY (Gallons Per Foot): 0.75" = 0.02; 1" = 0.04; 1.25" = 0.06; 2" = 0.16; 3" = 0.37; 4" = 0.65; 5" = 1.02; 6" = 1.47; 12" = 5.88

TUBING INSIDE DIA. CAPACITY (Gal./Ft.): 1/8" = 0.0006; 3/16" = 0.0014; 1/4" = 0.0026; 5/16" = 0.004; 3/8" = 0.006; 1/2" = 0.010; 5/8" = 0.016

NOTES: 1. The above do not constitute all of the information required by Chapter 62-160, F.A.C.

2. STABILIZATION CRITERIA FOR RANGE OF VARIATION OF LAST THREE CONSECUTIVE READINGS (SEE FS 2212, SECTION 3)

pH: ± 0.2 units **Temperature:** ± 0.2 °C **Specific Conductance**: ± 5% **Dissolved Oxygen:** all readings ≤ 20% saturation (see Table FS 2200-2); optionally, ± 0.2 mg/L or ± 10% (whichever is greater) **Turbidity:** all readings ≤ 20 NTU; optionally ± 5 NTU or ± 10% (whichever is greater)

ITS Revision 1.0 Date: 11/06/19

IDEAL TECH SERVICES, INC. GROUNDWATER SAMPLE LOG

Site Name: Angelo's Aggregate Materials, LTD Enterprise Class III Landfill | Site Location: Pasco County, Florida

Well No: **MW-20B** | WACS Well Number: 28990 | Date: 3/15/21

Purging Data

Well Diameter (inches):	Tubing Diameter (inches):	Well Screen Interval (ft):	Static Depth to Water (ft):	Purge Pump Type:
2	0.375	52.84 to 72.84	57.85	SS ESP

Well Volume Purge: 1 Well Volume = (Total Well Depth - Static Depth To Water) * Well Capacity (gal/ft)

= (72.84 Feet - 57.85 Feet) * 0.16 Gallons/Ft= 2.40 Gallons

Equipment Volume Purge: 1 Equipment Vol. = Pump Volume + (Tubing Capacity * Tubing Length) + Flow Cell Volume (FCV)

Gallons + (0.006 Gallons/Ft * Feet) + 0.032 FCV = Gallons

Initial Pump or Tubing Depth In Well (ft):	Final Pump or Tubing Depth In Well (ft):	Purging Initiated At:	Purging Ended At:	Total Volume Purged (gal):
59.00	59.00	1150	1224	6.80

Time	Volume Purged (gallons)	Total Volume Purged (gallons)	Purge Rate (gpm)	Depth to Water (feet)	pH (standard units)	Temp (°C)	COND (µS/cm)	Dissolved Oxygen (mg/L)	Turbidity (NTUs)	COLOR (describe)	ODOR (describe)
1218	5.60	5.60	.20	57.89	6.85	25.9	407	4.66	19.00	none	none
1221	0.60	6.20	.20	57.89	6.97	25.9	406	4.62	16.90	none	none
1224	0.60	6.80	.20	57.89	7.04	26.0	406	4.60	12.80	none	none

SAMPLING DATA

Sampled By:	Signature:	Sampling Initiated At:	Sampling Ended At:
Ideal Tech Services, Inc. Chris Monaco or Karen LeBeau		1224	1228

Pump or Tubing Depth in Well (ft):	Tubing Material Code:	Field Filtered:	Filter Size:
59.00	PE	☐ YES ☑ NO Filtration Equipment Type: polyethersulphone	(µm)

Field Decontamination Pump: ☑ YES ☐ NO | Tubing Replaced: ☑ YES ☐ NO | Duplicate: ☐ YES ☑ NO

Sample Container Specifications				Sample Preservation (including wet ice)			Intended Analysis and/or Method	Sampling Equipment Code	Sample Flow Rate (milliliters per minute)
Sample ID Code	# Containers	Material Code	Volume	Preservative	Total Volume Added In Field	Final pH			
MW-20B	3	CG	40 mL	HCl	None	Not Required	8260 (App. 1 FL)	SS ESP	100
MW-20B	2	CG	40 mL	6°C	None	Not Required	8011	SS ESP	100
MW-20B	1	PE	250 mL	6°C	None	Not Required	Chloride, Nitrate, TDS	SS ESP	757
MW-20B	1	PE	250 mL	H_2SO_4	None	<2	Ammonia	SS ESP	757
MW-20B	1	PE	250 mL	HNO_3	None	<2	Metals	SS ESP	757

Remarks: NTU @ metals = 11.50

ORP= 265.1

MATERIAL CODES: AG = Amber Glass; **CG** = Clear Glass; **HDPE** = High Density Polyethylene; **LDPE** = Low Density Polyethylene; **PP** = Polypropylene; **S** = Silicone; **T** = Teflon; **O** = Other (Specify)

SAMPLING EQUIPMENT CODES: APP = After (Through) Peristaltic Pump; **B** = Bailer; **BP** = Bladder Pump; **ESP** = Electric Submersible Pump; **SS ESP** = Stainless Steel Electric Submersible Pump; **RFPP** = Reverse Flow Peristaltic Pump; **SM** = Straw Method (Tubing Gravity Drain); **O** = Other (Specify)

WELL CAPACITY (Gallons Per Foot): 0.75" = 0.02; 1" = 0.04; 1.25" = 0.06; 2" = 0.16; 3" = 0.37; 4" = 0.65; 5" = 1.02; 6" = 1.47; 12" = 5.88

TUBING INSIDE DIA. CAPACITY (Gal./Ft.): 1/8" = 0.0006; 3/16" = 0.0014; 1/4" = 0.0026; 5/16" = 0.004; 3/8" = 0.006; 1/2" = 0.010; 5/8" = 0.016

NOTES: 1. The above do not constitute all of the information required by Chapter 62-160, F.A.C.

2. STABILIZATION CRITERIA FOR RANGE OF VARIATION OF LAST THREE CONSECUTIVE READINGS (SEE FS 2212, SECTION 3)

pH: ± 0.2 units **Temperature:** ± 0.2 °C **Specific Conductance**: ± 5% **Dissolved Oxygen:** all readings ≤ 20% saturation (see Table FS 2200-2); optionally, ± 0.2 mg/L or ± 10% (whichever is greater) **Turbidity:** all readings ≤ 20 NTU; optionally ± 5 NTU or ± 10% (whichever is greater)

ITS Revision 1.0 Date: 11/06/19

IDEAL TECH SERVICES, INC. GROUNDWATER SAMPLE LOG

Site Name: Angelo's Aggregate Materials, LTD Enterprise Class III Landfill	Site Location: Pasco County, Florida	
Well No: **MW-21A**	WACS Well Number: 30530	Date: 3/15/21

Purging Data

Well Diameter (inches):	Tubing Diameter (inches):	Well Screen Interval (ft):	Static Depth to Water (ft):	Purge Pump Type:
2	0.375	78 to 98	23.72	SS ESP

Well Volume Purge: 1 Well Volume = (Total Well Depth - Static Depth To Water) * Well Capacity (gal/ft)

= (98.10 Feet - 23.72 Feet) * 0.16 Gallons/Ft= 11.90 Gallons

Equipment Volume Purge: 1 Equipment Vol. = Pump Volume + (Tubing Capacity * Tubing Length) + Flow Cell Volume (FCV)

Gallons + (0.006 Gallons/Ft * Feet) + 0.032 FCV = Gallons

Initial Pump or Tubing Depth In Well (ft):	Final Pump or Tubing Depth In Well (ft):	Purging Initiated At:	Purging Ended At:	Total Volume Purged (gal):
25.50	26.50	1411	1427	20.00

Time	Volume Purged (gallons)	Total Volume Purged (gallons)	Purge Rate (gpm)	Depth to Water (feet)	pH (standard units)	Temp (°C)	COND (µS/cm)	Dissolved Oxygen (mg/L)	Turbidity (NTUs)	COLOR (describe)	ODOR (describe)
1421	12.50	12.50	1.25	25.19	6.36	24.2	66	5.00	2.00	none	none
1424	3.75	16.25	1.25	25.19	6.40	24.2	66	5.11	2.50	none	none
1427	3.75	20.00	1.25	25.19	6.46	24.2	65	5.29	2.50	none	none

SAMPLING DATA

Sampled By: Ideal Tech Services, Inc. Chris Monaco or Karen LeBeau	Signature:	Sampling Initiated At: 1427	Sampling Ended At: 1435
Pump or Tubing Depth in Well (ft): 26.50	Tubing Material Code: PE	Field Filtered: ☐ YES ☑ NO Filtration Equipment Type: polyethersulphone	Filter Size: (µm)
Field Decontamination Pump: ☑ YES ☐ NO	Tubing Replaced: ☑ YES ☐ NO	Duplicate: ☑ YES ☐ NO	

Sample Container Specifications				Sample Preservation (including wet ice)			Intended Analysis and/or Method	Sampling Equipment Code	Sample Flow Rate (milliliters per minute)
Sample ID Code	# Containers	Material Code	Volume	Preservative	Total Volume Added In Field	Final pH			
MW-21A	6	CG	40 mL	HCl	None	Not Required	8260 (App. 1 FL)	SS ESP	100
MW-21A	4	CG	40 mL	6°C	None	Not Required	8011	SS ESP	100
MW-21A	2	PE	250 mL	6°C	None	Not Required	Chloride, Nitrate, TDS	SS ESP	1136
MW-21A	2	PE	250 mL	H_2SO_4	None	<2	Ammonia	SS ESP	1136
MW-21A	2	PE	250 mL	HNO_3	None	<2	Metals	SS ESP	1136

Remarks:

ORP= 312.8

MATERIAL CODES: AG = Amber Glass; **CG** = Clear Glass; **HDPE** = High Density Polyethylene; **LDPE** = Low Density Polyethylene; **PP** = Polypropylene; **S** = Silicone; **T** = Teflon; **O** = Other (Specify)

SAMPLING EQUIPMENT CODES: APP = After (Through) Peristaltic Pump; **B** = Bailer; **BP** = Bladder Pump; **ESP** = Electric Submersible Pump; **SS ESP** = Stainless Steel Electric Submersible Pump; **RFPP** = Reverse Flow Peristaltic Pump; **SM** = Straw Method (Tubing Gravity Drain); **O** = Other (Specify)

WELL CAPACITY (Gallons Per Foot): 0.75" = 0.02; 1" = 0.04; 1.25" = 0.06; 2" = 0.16; 3" = 0.37; 4" = 0.65; 5" = 1.02; 6" = 1.47; 12" = 5.88

TUBING INSIDE DIA. CAPACITY (Gal./Ft.): 1/8" = 0.0006; 3/16" = 0.0014; 1/4" = 0.0026; 5/16" = 0.004; 3/8" = 0.006; 1/2" = 0.010; 5/8" = 0.016

NOTES: 1. The above do not constitute all of the information required by Chapter 62-160, F.A.C.

2. STABILIZATION CRITERIA FOR RANGE OF VARIATION OF LAST THREE CONSECUTIVE READINGS (SEE FS 2212, SECTION 3)

pH: ± 0.2 units **Temperature:** ± 0.2 °C **Specific Conductance**: ± 5% **Dissolved Oxygen:** all readings ≤ 20% saturation (see Table FS 2200-2); optionally, ± 0.2 mg/L or ± 10% (whichever is greater) **Turbidity:** all readings ≤ 20 NTU; optionally ± 5 NTU or ± 10% (whichever is greater)

ITS Revision 1.0 Date: 11/06/19

IDEAL TECH SERVICES, INC. GROUNDWATER SAMPLE LOG

Site Name: Angelo's Aggregate Materials, LTD Enterprise Class III Landfill	Site Location: Pasco County, Florida
Well No: **MW-22A**	WACS Well Number: 30532	Date: 3/15/21

Purging Data

Well Diameter (inches):	Tubing Diameter (inches):	Well Screen Interval (ft):	Static Depth to Water (ft):	Purge Pump Type:
2	0.375	31 to 41	27.31	SS ESP

Well Volume Purge: 1 Well Volume = (Total Well Depth - Static Depth To Water) * Well Capacity (gal/ft)

= (41.21 Feet - 27.31 Feet) * 0.16 Gallons/Ft= Gallons

Equipment Volume Purge: 1 Equipment Vol. = Pump Volume + (Tubing Capacity * Tubing Length) + Flow Cell Volume (FCV)

Gallons + (0.006 Gallons/Ft * 41 Feet) + 0.032 FCV = 0.278 Gallons

Initial Pump or Tubing Depth In Well (ft):	Final Pump or Tubing Depth In Well (ft):	Purging Initiated At:	Purging Ended At:	Total Volume Purged (gal):
36.00	36.00	1536	1548	1.20

Time	Volume Purged (gallons)	Total Volume Purged (gallons)	Purge Rate (gpm)	Depth to Water (feet)	pH (standard units)	Temp (°C)	COND (µS/cm)	Dissolved Oxygen (mg/L)	Turbidity (NTUs)	COLOR (describe)	ODOR (describe)
1544	0.80	0.80	.10	28.44	6.84	26.1	226	3.38	9.10	none	none
1546	0.20	1.00	.10	28.44	6.82	26.2	224	3.35	6.90	none	none
1548	0.20	1.20	.10	28.45	6.76	26.2	222	3.34	6.00	none	none

SAMPLING DATA

Sampled By: Ideal Tech Services, Inc. Chris Monaco or Karen LeBeau	Signature:	Sampling Initiated At: 1548	Sampling Ended At: 1552
Pump or Tubing Depth in Well (ft): 36.00	Tubing Material Code: PE	Field Filtered: ☐ YES ☑ NO Filtration Equipment Type: polyethersulphone	Filter Size: (µm)
Field Decontamination Pump: ☑ YES ☐ NO	Tubing Replaced: ☑ YES ☐ NO	Duplicate: ☐ YES ☑ NO	

Sample Container Specifications				Sample Preservation (including wet ice)			Intended Analysis and/or Method	Sampling Equipment Code	Sample Flow Rate (milliliters per minute)
Sample ID Code	# Containers	Material Code	Volume	Preservative	Total Volume Added In Field	Final pH			
MW-22A	3	CG	40 mL	HCl	None	Not Required	8260 (App. 1 FL)	SS ESP	100
MW-22A	2	CG	40 mL	6°C	None	Not Required	8011	SS ESP	100
MW-22A	1	PE	250 mL	6°C	None	Not Required	Chloride, Nitrate, TDS	SS ESP	379
MW-22A	1	PE	250 mL	H_2SO_4	None	<2	Ammonia	SS ESP	379
MW-22A	1	PE	250 mL	HNO_3	None	<2	Metals	SS ESP	379

Remarks:

ORP= 122.8

MATERIAL CODES: AG = Amber Glass; **CG** = Clear Glass; **HDPE** = High Density Polyethylene; **LDPE** = Low Density Polyethylene; **PP** = Polypropylene; **S** = Silicone; **T** = Teflon; **O** = Other (Specify)

SAMPLING EQUIPMENT CODES: APP = After (Through) Peristaltic Pump; **B** = Bailer; **BP** = Bladder Pump; **ESP** = Electric Submersible Pump; **SS ESP** = Stainless Steel Electric Submersible Pump; **RFPP** = Reverse Flow Peristaltic Pump; **SM** = Straw Method (Tubing Gravity Drain); **O** = Other (Specify)

WELL CAPACITY (Gallons Per Foot): 0.75" = 0.02; 1" = 0.04; 1.25" = 0.06; 2" = 0.16; 3" = 0.37; 4" = 0.65; 5" = 1.02; 6" = 1.47; 12" = 5.88

TUBING INSIDE DIA. CAPACITY (Gal./Ft.): 1/8" = 0.0006; 3/16" = 0.0014; 1/4" = 0.0026; 5/16" = 0.004; 3/8" = 0.006; 1/2" = 0.010; 5/8" = 0.016

NOTES: 1. The above do not constitute all of the information required by Chapter 62-160, F.A.C.

2. STABILIZATION CRITERIA FOR RANGE OF VARIATION OF LAST THREE CONSECUTIVE READINGS (SEE FS 2212, SECTION 3)

pH: ± 0.2 units **Temperature:** ± 0.2 °C **Specific Conductance**: ± 5% **Dissolved Oxygen:** all readings ≤ 20% saturation (see Table FS 2200-2); optionally, ± 0.2 mg/L or ± 10% (whichever is greater) **Turbidity:** all readings ≤ 20 NTU; optionally ± 5 NTU or ± 10% (whichever is greater)

ITS Revision 1.0 Date: 11/06/19

IDEAL TECH SERVICES, INC. GROUNDWATER SAMPLE LOG

Site Name: Angelo's Aggregate Materials, LTD Enterprise Class III Landfill	Site Location: Pasco County, Florida
Well No: **MW-22B**	WACS Well Number: 30533
Date: 3/15/21	

Purging Data

Well Diameter (inches):	Tubing Diameter (inches):	Well Screen Interval (ft):	Static Depth to Water (ft):	Purge Pump Type:
2	0.375	84 to 94	27.69	SS ESP

Well Volume Purge: 1 Well Volume = (Total Well Depth - Static Depth To Water) * Well Capacity (gal/ft)

= (94.20 Feet - 27.69 Feet) * 0.16 Gallons/Ft= Gallons

Equipment Volume Purge: 1 Equipment Vol. = Pump Volume + (Tubing Capacity * Tubing Length) + Flow Cell Volume (FCV)

Gallons + (0.006 Gallons/Ft * 95 Feet) + 0.032 FCV = 0.602 Gallons

Initial Pump or Tubing Depth In Well (ft):	Final Pump or Tubing Depth In Well (ft):	Purging Initiated At:	Purging Ended At:	Total Volume Purged (gal):
89.00	89.00	1443	1524	10.25

Time	Volume Purged (gallons)	Total Volume Purged (gallons)	Purge Rate (gpm)	Depth to Water (feet)	pH (standard units)	Temp (°C)	COND (µS/cm)	Dissolved Oxygen (mg/L)	Turbidity (NTUs)	COLOR (describe)	ODOR (describe)
1518	8.75	8.75	.25	27.79	7.42	24.8	251	3.28	19.90	none	none
1521	0.75	9.50	.25	27.79	7.45	24.9	251	3.31	14.90	none	none
1524	0.75	10.25	.25	27.79	7.47	24.9	253	3.28	10.60	none	none

SAMPLING DATA

Sampled By: Ideal Tech Services, Inc. Chris Monaco or Karen LeBeau	Signature:	Sampling Initiated At: 1524	Sampling Ended At: 1528
Pump or Tubing Depth in Well (ft): 89.00	Tubing Material Code: PE	Field Filtered: ☐ YES ☑ NO Filtration Equipment Type: polyethersulphone	Filter Size: (µm)
Field Decontamination Pump: ☑ YES ☐ NO	Tubing Replaced: ☑ YES ☐ NO	Duplicate: ☐ YES ☑ NO	

Sample Container Specifications				Sample Preservation (including wet ice)			Intended Analysis and/or Method	Sampling Equipment Code	Sample Flow Rate (milliliters per minute)
Sample ID Code	# Containers	Material Code	Volume	Preservative	Total Volume Added In Field	Final pH			
MW-22B	3	CG	40 mL	HCl	None	Not Required	8260 (App. 1 FL)	SS ESP	100
MW-22B	2	CG	40 mL	6°C	None	Not Required	8011	SS ESP	100
MW-22B	1	PE	250 mL	6°C	None	Not Required	Chloride, Nitrate, TDS	SS ESP	946
MW-22B	1	PE	250 mL	H_2SO_4	None	<2	Ammonia	SS ESP	946
MW-22B	1	PE	250 mL	HNO_3	None	<2	Metals	SS ESP	946

Remarks:

ORP= 250.8

MATERIAL CODES: AG = Amber Glass; **CG** = Clear Glass; **HDPE** = High Density Polyethylene; **LDPE** = Low Density Polyethylene; **PP** = Polypropylene; **S** = Silicone; **T** = Teflon; **O** = Other (Specify)

SAMPLING EQUIPMENT CODES: APP = After (Through) Peristaltic Pump; **B** = Bailer; **BP** = Bladder Pump; **ESP** = Electric Submersible Pump; **SS ESP** = Stainless Steel Electric Submersible Pump; **RFPP** = Reverse Flow Peristaltic Pump; **SM** = Straw Method (Tubing Gravity Drain); **O** = Other (Specify)

WELL CAPACITY (Gallons Per Foot): 0.75" = 0.02; 1" = 0.04; 1.25" = 0.06; 2" = 0.16; 3" = 0.37; 4" = 0.65; 5" = 1.02; 6" = 1.47; 12" = 5.88

TUBING INSIDE DIA. CAPACITY (Gal./Ft.): 1/8" = 0.0006; 3/16" = 0.0014; 1/4" = 0.0026; 5/16" = 0.004; 3/8" = 0.006; 1/2" = 0.010; 5/8" = 0.016

NOTES: 1. The above do not constitute all of the information required by Chapter 62-160, F.A.C.

2. STABILIZATION CRITERIA FOR RANGE OF VARIATION OF LAST THREE CONSECUTIVE READINGS (SEE FS 2212, SECTION 3)

pH: ± 0.2 units **Temperature:** ± 0.2 °C **Specific Conductance**: ± 5% **Dissolved Oxygen:** all readings ≤ 20% saturation (see Table FS 2200-2); optionally, ± 0.2 mg/L or ± 10% (whichever is greater) **Turbidity:** all readings ≤ 20 NTU; optionally ± 5 NTU or ± 10% (whichever is greater)

ITS Revision 1.0 Date: 11/06/19

IDEAL TECH SERVICES, INC. GROUNDWATER SAMPLE LOG

Site Name: Angelo's Aggregate Materials, LTD Enterprise Class III Landfill	Site Location: Pasco County, Florida	
Well No: **MW-23B**	WACS Well Number: 30535	Date: 3/15/21

Purging Data

Well Diameter (inches):	Tubing Diameter (inches):	Well Screen Interval (ft):	Static Depth to Water (ft):	Purge Pump Type:
2	0.375	29 to 49	27.26	SS ESP

Well Volume Purge: 1 Well Volume = (Total Well Depth - Static Depth To Water) * Well Capacity (gal/ft)

= (49.30 Feet - 27.26 Feet) * 0.16 Gallons/Ft= 3.53 Gallons

Equipment Volume Purge: 1 Equipment Vol. = Pump Volume + (Tubing Capacity * Tubing Length) + Flow Cell Volume (FCV)

Gallons + (0.006 Gallons/Ft * Feet) + 0.032 FCV = Gallons

Initial Pump or Tubing Depth In Well (ft):	Final Pump or Tubing Depth In Well (ft):	Purging Initiated At:	Purging Ended At:	Total Volume Purged (gal):
28.50	28.50	1610	1622	6.00

Time	Volume Purged (gallons)	Total Volume Purged (gallons)	Purge Rate (gpm)	Depth to Water (feet)	pH (standard units)	Temp (°C)	COND (µS/cm)	Dissolved Oxygen (mg/L)	Turbidity (NTUs)	COLOR (describe)	ODOR (describe)
1618	4.00	4.00	.50	27.54	6.69	25.4	658	3.50	.40	none	none
1620	1.00	5.00	.50	27.55	6.68	25.3	660	3.48	.70	none	none
1622	1.00	6.00	.50	27.55	6.68	25.3	657	3.53	.60	none	none

SAMPLING DATA

Sampled By: Ideal Tech Services, Inc. Chris Monaco or Karen LeBeau	Signature:	Sampling Initiated At: 1622	Sampling Ended At: 1627
Pump or Tubing Depth in Well (ft): 28.50	Tubing Material Code: PE	Field Filtered: ☐ YES ☑ NO Filtration Equipment Type: polyethersulphone	Filter Size: (µm)
Field Decontamination Pump: ☑ YES ☐ NO	Tubing Replaced: ☑ YES ☐ NO	Duplicate: ☐ YES ☑ NO	

Sample Container Specifications				Sample Preservation (including wet ice)			Intended Analysis and/or Method	Sampling Equipment Code	Sample Flow Rate (milliliters per minute)
Sample ID Code	# Containers	Material Code	Volume	Preservative	Total Volume Added In Field	Final pH			
MW-23B	3	CG	40 mL	HCl	None	Not Required	8260 (App. 1 FL)	SS ESP	100
MW-23B	2	CG	40 mL	6°C	None	Not Required	8011	SS ESP	100
MW-23B	1	PE	250 mL	6°C	None	Not Required	Chloride, Nitrate, TDS	SS ESP	1136
MW-23B	1	PE	250 mL	H_2SO_4	None	<2	Ammonia	SS ESP	1136
MW-23B	1	PE	250 mL	HNO_3	None	<2	Metals	SS ESP	1136

Remarks:

ORP= 279.3

MATERIAL CODES: AG = Amber Glass; **CG** = Clear Glass; **HDPE** = High Density Polyethylene; **LDPE** = Low Density Polyethylene; **PP** = Polypropylene; **S** = Silicone; **T** = Teflon; **O** = Other (Specify)

SAMPLING EQUIPMENT CODES: APP = After (Through) Peristaltic Pump; **B** = Bailer; **BP** = Bladder Pump; **ESP** = Electric Submersible Pump; **SS ESP** = Stainless Steel Electric Submersible Pump; **RFPP** = Reverse Flow Peristaltic Pump; **SM** = Straw Method (Tubing Gravity Drain); **O** = Other (Specify)

WELL CAPACITY (Gallons Per Foot): 0.75" = 0.02; 1" = 0.04; 1.25" = 0.06; 2" = 0.16; 3" = 0.37; 4" = 0.65; 5" = 1.02; 6" = 1.47; 12" = 5.88

TUBING INSIDE DIA. CAPACITY (Gal./Ft.): 1/8" = 0.0006; 3/16" = 0.0014; 1/4" = 0.0026; 5/16" = 0.004; 3/8" = 0.006; 1/2" = 0.010; 5/8" = 0.016

NOTES: 1. The above do not constitute all of the information required by Chapter 62-160, F.A.C.

2. STABILIZATION CRITERIA FOR RANGE OF VARIATION OF LAST THREE CONSECUTIVE READINGS (SEE FS 2212, SECTION 3)

pH: ± 0.2 units **Temperature:** ± 0.2 °C **Specific Conductance**: ± 5% **Dissolved Oxygen:** all readings ≤ 20% saturation (see Table FS 2200-2); optionally, ± 0.2 mg/L or ± 10% (whichever is greater) **Turbidity:** all readings ≤ 20 NTU; optionally ± 5 NTU or ± 10% (whichever is greater)

ITS Revision 1.0 Date: 11/06/19

IDEAL TECH SERVICES, INC. GROUNDWATER SAMPLE LOG

Site Name: Angelo's Aggregate Materials, LTD Enterprise Class III Landfill	Site Location: Pasco County, Florida
Well No: **MW-24A**	WACS Well Number: 30607
Date: 3/15/21	

Purging Data

Well Diameter (inches):	Tubing Diameter (inches):	Well Screen Interval (ft):	Static Depth to Water (ft):	Purge Pump Type:
2	0.375	23 to 43	25.64	SS ESP

Well Volume Purge: 1 Well Volume = (Total Well Depth - Static Depth To Water) * Well Capacity (gal/ft)

= (43.75 Feet - 25.64 Feet) * 0.16 Gallons/Ft= 2.90 Gallons

Equipment Volume Purge: 1 Equipment Vol. = Pump Volume + (Tubing Capacity * Tubing Length) + Flow Cell Volume (FCV)

Gallons + (0.006 Gallons/Ft * Feet) + 0.032 FCV = Gallons

Initial Pump or Tubing Depth In Well (ft):	Final Pump or Tubing Depth In Well (ft):	Purging Initiated At:	Purging Ended At:	Total Volume Purged (gal):
30.00	31.50	1309	1357	7.20

Time	Volume Purged (gallons)	Total Volume Purged (gallons)	Purge Rate (gpm)	Depth to Water (feet)	pH (standard units)	Temp (°C)	COND (µS/cm)	Dissolved Oxygen (mg/L)	Turbidity (NTUs)	COLOR (describe)	ODOR (describe)
1347	5.70	5.70	.15	30.03	4.97	25.2	61	6.19	16.80	none	none
1352	0.75	6.45	.15	30.18	4.95	25.3	62	6.18	12.50	none	none
1357	0.75	7.20	.15	30.33	5.01	25.3	62	6.21	14.00	none	none

SAMPLING DATA

Sampled By: Ideal Tech Services, Inc. Chris Monaco or Karen LeBeau	Signature:	Sampling Initiated At: 1357	Sampling Ended At: 1401
Pump or Tubing Depth in Well (ft): 31.50	Tubing Material Code: PE	Field Filtered: ☐ YES ☑ NO Filtration Equipment Type: polyethersulphone	Filter Size: (µm)
Field Decontamination Pump: ☑ YES ☐ NO	Tubing Replaced: ☑ YES ☐ NO	Duplicate: ☐ YES ☑ NO	

Sample Container Specifications				Sample Preservation (including wet ice)			Intended Analysis and/or Method	Sampling Equipment Code	Sample Flow Rate (milliliters per minute)
Sample ID Code	# Containers	Material Code	Volume	Preservative	Total Volume Added In Field	Final pH			
MW-24A	3	CG	40 mL	HCl	None	Not Required	8260 (App. 1 FL)	SS ESP	100
MW-24A	2	CG	40 mL	6°C	None	Not Required	8011	SS ESP	100
MW-24A	1	PE	250 mL	6°C	None	Not Required	Chloride, Nitrate, TDS	SS ESP	568
MW-24A	1	PE	250 mL	H_2SO_4	None	<2	Ammonia	SS ESP	568
MW-24A	1	PE	250 mL	HNO_3	None	<2	Metals	SS ESP	568

Remarks: NTU @ metals = 13.50

ORP= 403.3

MATERIAL CODES: AG = Amber Glass; **CG** = Clear Glass; **HDPE** = High Density Polyethylene; **LDPE** = Low Density Polyethylene; **PP** = Polypropylene; **S** = Silicone; **T** = Teflon; **O** = Other (Specify)

SAMPLING EQUIPMENT CODES: APP = After (Through) Peristaltic Pump; **B** = Bailer; **BP** = Bladder Pump; **ESP** = Electric Submersible Pump; **SS ESP** = Stainless Steel Electric Submersible Pump; **RFPP** = Reverse Flow Peristaltic Pump; **SM** = Straw Method (Tubing Gravity Drain); **O** = Other (Specify)

WELL CAPACITY (Gallons Per Foot): 0.75" = 0.02; 1" = 0.04; 1.25" = 0.06; 2" = 0.16; 3" = 0.37; 4" = 0.65; 5" = 1.02; 6" = 1.47; 12" = 5.88

TUBING INSIDE DIA. CAPACITY (Gal./Ft.): 1/8" = 0.0006; 3/16" = 0.0014; 1/4" = 0.0026; 5/16" = 0.004; 3/8" = 0.006; 1/2" = 0.010; 5/8" = 0.016

NOTES: 1. The above do not constitute all of the information required by Chapter 62-160, F.A.C.

2. STABILIZATION CRITERIA FOR RANGE OF VARIATION OF LAST THREE CONSECUTIVE READINGS (SEE FS 2212, SECTION 3)

pH: ± 0.2 units **Temperature:** ± 0.2 °C **Specific Conductance**: ± 5% **Dissolved Oxygen:** all readings ≤ 20% saturation (see Table FS 2200-2); optionally, ± 0.2 mg/L or ± 10% (whichever is greater) **Turbidity:** all readings ≤ 20 NTU; optionally ± 5 NTU or ± 10% (whichever is greater)

ITS Revision 1.0 Date: 11/06/19

IDEAL TECH SERVICES, INC. GROUNDWATER SAMPLE LOG

Site Name: Angelo's Aggregate Materials, LTD Enterprise Class III Landfill	Site Location: Pasco County, Florida	
Well No: **MW-24B**	WACS Well Number: 30608	Date: 3/15/21

Purging Data

Well Diameter (inches):	Tubing Diameter (inches):	Well Screen Interval (ft):	Static Depth to Water (ft):	Purge Pump Type:
2	0.375	84 to 94	26.02	SS ESP

Well Volume Purge: 1 Well Volume = (Total Well Depth - Static Depth To Water) * Well Capacity (gal/ft)

= (94.11 Feet - 26.02 Feet) * 0.16 Gallons/Ft= Gallons

Equipment Volume Purge: 1 Equipment Vol. = Pump Volume + (Tubing Capacity * Tubing Length) + Flow Cell Volume (FCV)

Gallons + (0.006 Gallons/Ft * 97 Feet) + 0.032 FCV = 0.614 Gallons

Initial Pump or Tubing Depth In Well (ft):	Final Pump or Tubing Depth In Well (ft):	Purging Initiated At:	Purging Ended At:	Total Volume Purged (gal):
89.00	89.00	1239	1258	3.80

Time	Volume Purged (gallons)	Total Volume Purged (gallons)	Purge Rate (gpm)	Depth to Water (feet)	pH (standard units)	Temp (°C)	COND (µS/cm)	Dissolved Oxygen (mg/L)	Turbidity (NTUs)	COLOR (describe)	ODOR (describe)
1254	3.00	3.00	.20	26.83	7.50	24.8	213	4.75	16.30	none	none
1256	0.40	3.40	.20	26.83	7.55	24.8	212	4.83	10.60	none	none
1258	0.40	3.80	.20	26.83	7.58	24.9	211	4.87	8.40	none	none

SAMPLING DATA

Sampled By: Ideal Tech Services, Inc. Chris Monaco or Louis Contento	Signature:	Sampling Initiated At: 1258	Sampling Ended At: 1303
Pump or Tubing Depth in Well (ft): 89.00	Tubing Material Code: PE	Field Filtered: ☐ YES ☑ NO Filtration Equipment Type: polyethersulphone	Filter Size: (µm)
Field Decontamination Pump: ☑ YES ☐ NO	Tubing Replaced: ☑ YES ☐ NO	Duplicate: ☐ YES ☑ NO	

Sample Container Specifications				Sample Preservation (including wet ice)			Intended Analysis and/or Method	Sampling Equipment Code	Sample Flow Rate (milliliters per minute)
Sample ID Code	# Containers	Material Code	Volume	Preservative	Total Volume Added In Field	Final pH			
MW-24B	3	CG	40 mL	HCl	None	Not Required	8260 (App. 1 FL)	SS ESP	100
MW-24B	2	CG	40 mL	6°C	None	Not Required	8011	SS ESP	100
MW-24B	1	PE	250 mL	6°C	None	Not Required	Chloride, Nitrate, TDS	SS ESP	757
MW-24B	1	PE	250 mL	H_2SO_4	None	<2	Ammonia	SS ESP	757
MW-24B	1	PE	250 mL	HNO_3	None	<2	Metals	SS ESP	757

Remarks:

ORP= 244.1

MATERIAL CODES: AG = Amber Glass; **CG** = Clear Glass; **HDPE** = High Density Polyethylene; **LDPE** = Low Density Polyethylene; **PP** = Polypropylene; **S** = Silicone; **T** = Teflon; **O** = Other (Specify)

SAMPLING EQUIPMENT CODES: APP = After (Through) Peristaltic Pump; **B** = Bailer; **BP** = Bladder Pump; **ESP** = Electric Submersible Pump; **SS ESP** = Stainless Steel Electric Submersible Pump; **RFPP** = Reverse Flow Peristaltic Pump; **SM** = Straw Method (Tubing Gravity Drain); **O** = Other (Specify)

WELL CAPACITY (Gallons Per Foot): 0.75" = 0.02; 1" = 0.04; 1.25" = 0.06; 2" = 0.16; 3" = 0.37; 4" = 0.65; 5" = 1.02; 6" = 1.47; 12" = 5.88

TUBING INSIDE DIA. CAPACITY (Gal./Ft.): 1/8" = 0.0006; 3/16" = 0.0014; 1/4" = 0.0026; 5/16" = 0.004; 3/8" = 0.006; 1/2" = 0.010; 5/8" = 0.016

NOTES: 1. The above do not constitute all of the information required by Chapter 62-160, F.A.C.

2. STABILIZATION CRITERIA FOR RANGE OF VARIATION OF LAST THREE CONSECUTIVE READINGS (SEE FS 2212, SECTION 3)

pH: ± 0.2 units **Temperature:** ± 0.2 °C **Specific Conductance**: ± 5% **Dissolved Oxygen:** all readings ≤ 20% saturation (see Table FS 2200-2); optionally, ± 0.2 mg/L or ± 10% (whichever is greater) **Turbidity:** all readings ≤ 20 NTU; optionally ± 5 NTU or ± 10% (whichever is greater)

ITS Revision 1.0 Date: 11/06/19

IDEAL TECH SERVICES, INC. GROUNDWATER SAMPLE LOG

Site Name: Angelo's Aggregate Materials, LTD Enterprise Class III Landfill	Site Location: Pasco County, Florida	
Well No: **Supply Well**	WACS Well Number: 21326	Date: 3/17/21

Purging Data

Well Diameter (inches):	Tubing Diameter (inches):	Well Screen Interval (ft):	Static Depth to Water (ft):	Purge Pump Type:
6	0.375	unknown to unknown	NM	in place plumbing

Well Volume Purge: 1 Well Volume = (Total Well Depth - Static Depth To Water) * Well Capacity (gal/ft)

= (Feet - NM Feet) * 0.16 Gallons/Ft= Gallons

Equipment Volume Purge: 1 Equipment Vol. = Pump Volume + (Tubing Capacity * Tubing Length) + Flow Cell Volume (FCV)

Gallons + (Gallons/Ft * Feet) + 0.032 FCV = Gallons

Initial Pump or Tubing Depth In Well (ft):	Final Pump or Tubing Depth In Well (ft):	Purging Initiated At:	Purging Ended At:	Total Volume Purged (gal):
In place plumbing	In place plumbing	1231	1239	8.00

Time	Volume Purged (gallons)	Total Volume Purged (gallons)	Purge Rate (gpm)	Depth to Water (feet)	pH (standard units)	Temp (°C)	COND (µS/cm)	Dissolved Oxygen (mg/L)	Turbidity (NTUs)	COLOR (describe)	ODOR (describe)
1235	4.00	4.00	1.00	In	6.69	24.6	453	1.50	2.40	none	none
1237	2.00	6.00	1.00	Place	6.79	24.6	452	1.41	2.20	none	none
1239	2.00	8.00	1.00	Plumbing	6.81	24.6	453	1.33	2.00	none	none

SAMPLING DATA

Sampled By: Ideal Tech Services, Inc. Chris Monaco or Karen LeBeau	Signature:	Sampling Initiated At: 1239	Sampling Ended At: 1243
Pump or Tubing Depth in Well (ft): In place plumbing	Tubing Material Code: PE	Field Filtered: ☐ YES ☑ NO Filtration Equipment Type: polyethersulphone	Filter Size: (µm)
Field Decontamination Pump: ☑ YES ☐ NO	Tubing Replaced: ☑ YES ☐ NO	Duplicate: ☐ YES ☑ NO	

Sample Container Specifications				Sample Preservation (including wet ice)			Intended Analysis and/or Method	Sampling Equipment Code	Sample Flow Rate (milliliters per minute)
Sample ID Code	# Containers	Material Code	Volume	Preservative	Total Volume Added In Field	Final pH			
Supply Well	3	CG	40 mL	HCl	None	Not Required	8260 (App. 1 FL)	in place plumbing	100
Supply Well	2	CG	40 mL	6°C	None	Not Required	8011	in place plumbing	100
Supply Well	1	PE	250 mL	6°C	None	Not Required	Chloride, Nitrate, TDS	in place plumbing	1136
Supply Well	1	PE	250 mL	H_2SO_4	None	<2	Ammonia	in place plumbing	1136
Supply Well	1	PE	250 mL	HNO_3	None	<2	Metals	in place plumbing	1136

Remarks:

ORP= 282.2

MATERIAL CODES: AG = Amber Glass; **CG** = Clear Glass; **HDPE** = High Density Polyethylene; **LDPE** = Low Density Polyethylene; **PP** = Polypropylene; **S** = Silicone; **T** = Teflon; **O** = Other (Specify)

SAMPLING EQUIPMENT CODES: APP = After (Through) Peristaltic Pump; **B** = Bailer; **BP** = Bladder Pump; **ESP** = Electric Submersible Pump; **SS ESP** = Stainless Steel Electric Submersible Pump; **RFPP** = Reverse Flow Peristaltic Pump; **SM** = Straw Method (Tubing Gravity Drain); **O** = Other (Specify)

WELL CAPACITY (Gallons Per Foot): 0.75" = 0.02; 1" = 0.04; 1.25" = 0.06; 2" = 0.16; 3" = 0.37; 4" = 0.65; 5" = 1.02; 6" = 1.47; 12" = 5.88

TUBING INSIDE DIA. CAPACITY (Gal./Ft.): 1/8" = 0.0006; 3/16" = 0.0014; 1/4" = 0.0026; 5/16" = 0.004; 3/8" = 0.006; 1/2" = 0.010; 5/8" = 0.016

NOTES: 1. The above do not constitute all of the information required by Chapter 62-160, F.A.C.

2. STABILIZATION CRITERIA FOR RANGE OF VARIATION OF LAST THREE CONSECUTIVE READINGS (SEE FS 2212, SECTION 3)

pH: ± 0.2 units **Temperature:** ± 0.2 °C **Specific Conductance**: ± 5% **Dissolved Oxygen:** all readings ≤ 20% saturation (see Table FS 2200-2); optionally, ± 0.2 mg/L or ± 10% (whichever is greater) **Turbidity:** all readings ≤ 20 NTU; optionally ± 5 NTU or ± 10% (whichever is greater)

ITS Revision 1.0 Date: 11/06/19

GROUNDWATER DATA FIRST SEMIANNUAL 2021

WELL NAME	CONTOUR MAP	TIME OF SAMPLING
	STATIC DEPTH TO WATER	DEPTH TO WATER
	(FT)	(FT)
MW-1A	DRY	NA
BW-1A	52.91	52.94
MW-1B	105.06	NA
BW-1B	53.62	53.66
MW-4	21.84	NS
MW-4B	28.10	28.10
MW-5AR	18.57	18.56
MW-5BR	25.92	25.92
MW-6	28.71	NS
MW-6B	29.17	29.20
MW-7A	31.65	31.65
MW-7BR	34.04	34.04
MW-8	35.33	NS
MW-8B	39.22	39.22
MW-9	29.51	NS
MW-9B	40.31	40.31
MW-10	37.24	NS
MW-10B	40.54	40.54
MW-11	34.92	NA
MW-11B	36.93	NA
MW-12A	51.96	NA
MW-12B	52.35	NA
MW-18B	83.59	83.59
MW-19A	58.79	58.79
MW-20B	57.85	57.85
MW-21A	23.72	23.72
MW-22A	27.31	27.31
MW-22B	27.69	27.69
MW-23B	27.26	27.26
MW-24A	25.64	25.64
MW-24B	26.02	26.02
P-6	33.84	NA
P-8	66.20	NA
P-10	63.49	NA
P-11	60.26	NA
SUPPLY WELL	NM	NM
MWC-1	NM	NM
MWC-2	NM	NM
MWC-3	NM	NM
MWB-11	34.92	34.91 (monthly event)

NA = Not Applicable NM = Not Measured NS = Not Sampled 3/15/21

CALIBRATION LOG

ITS Work Order Number: ARM-EL-76-031521

CLIENT: Angelo's Recycled Materials
ADDRESS: 41111 Enterprise Road
CITY, STATE: Dade City, FL 33525-1539
Site: Enterprice Class III Landfill
INITIAL CAL DATE @ TIME: 3/15/21 @ 0700
CCV CALIBRATION DATE @ TIME: 3/15/21 @ 1800

YSI Multi Parameter Meter: YSI-PRO+ ITS #4

pH Sensor Per DEP-SOP-001/01 FT 1100

STANDARD Standard Units	METER READING INITIAL	ICV (± 0.2 SU)	CCV (± 0.2 SU)	LOT NUMBER	EXP DATE
4.005	4.00	4.00	3.99	CC641962	Sep-21
7.000	7.00	7.00	6.97	CC642263	Sep-21
10.012	10.00	9.98	9.98	CC676281	Aug-22
Liquid Temp °C	20.9	20.9	24.3	Standards prepared by USA Blue Book	

Dissolved Oxygen Sensor Per DEP-SOP-001/01 FT 1500

Initial Calibration and CCV Daily for D.O. **Date:**

STANDARD (mg/L)	METER READING INITIAL	CCV (± 0.3 mg/L)	LOT NUMBER	EXPIRATION DATE
Barometer mm/Hg	761.8		No CCV Limit	
0.00	.04	.05	0GH1024	Aug-21
Ambient Air Temperature				
20.8 °C	8.93			
24.2 °C		8.31		

Zero D.O. standard is Sodium Sulfite, Cobalt Chloride Hexahydrate, Water prepared by USA Blue Book. Limit is ± 0.3 mg/L of theoretical value (see Table FT 1500-1)

Start: **ORP Sensor Per DEP-SOP-001/01 FT 2100** **End:**

STANDARD (mV)	METER READING INITIAL	CCV	LOT NUMBER	EXPIRATION DATE
200	200	200	0GG036	Apr-21
400	401	402	0GG243	Jul-21

Standard is ORP solution, prepared by USA Blue Book. Cal Limit is ± 5% @ 25° C

Conductivity Sensor Per DEP-SOP-001/01 FT 1200

STANDARD µmhos/cm	METER READING INITIAL	CCV (± 5%)	LOT NUMBER	EXPIRATION DATE
8,974	NM	NM	0GA408	Jan-21
2,764	2,764	2,768	0GD229	Apr-21
84	90	91	0GC1010	Mar-21

Standards prepared by USA Blue Book. All standards are potassium chloride solutions.

YSI Temperature Sensor Check Per DEP-SOP-001/01 FT 1400

STANDARD °C ERTCO Thermometer ± .5 °C		YSI METER TEMP READING °C LOW	HIGH	METER NUMBER	DATE PERFORMED (Quarterly)
LOW	5.70	5.70		ITS YSI #2	01/02/21
HIGH	29.10		29.10	ITS YSI #2	01/02/21
LOW	5.70	5.70		ITS YSI #4	01/02/21
HIGH	29.30		29.30	ITS YSI #4	01/02/21

Thermometer is N.I.S.T. certified and manufactured by ERTCO, S/N 2206. YSI is checked against ERTCO

Fluke Infrared Thermoneter S.N. 1370781 | Certified By Aqua Pure Once Per Year 3/31/20 | +0.1°C

HF SCIENTIFIC MICRO TPW TURBIDITY METER - MODEL # 20000 SN 2021010003
Per DEP-SOP-001/01 FT 1600 ITS-3-NTU

STANDARD (ntu)	METER READING INITIAL	CCV	CCV Acceptance % of standard value
1,000	1000	1000	± 5.0%
100	N/A	N/A	± 6.5%
10	10	10	± 10%
0.02	.02	.02	± 10%

Nephelometric Turbidity Unit (NTU) Standards are prepared by Pro Cal Set# 39845, Lot# 210249 EXP: Jan / 2023, 10.00 EXP: Feb / 2023, .02 and 1000.

HACH POCKET COLORIMETER II S/N 06070D052733

STANDARD ID	BLANK	1	2	3
MFGR VALUE mg/L	0.00	.21	0.90	1.61
VERIFIED VALUE mg/L	0.00	.19	.93	1.59
CCV METER mg/L (± 10%)	NM	NM	NM	NM

Standard is HACH DPD Chlorine LR secondary GEL Standard. Lot A5318 Verified 03/02/20

Remarks:

Weather Conditions: clear sunny 80° - 85° F breezy

Equipment Blank with D.I. water
Zephyrhills brand Lot # 012621026WF2331450
Exp Date 07/31/22
Equipment Blank Collected @ 1234

Notes: **NA** - **N**ot **A**pplicable, **NM** - **N**ot **M**easured, **ICV** - **I**nitial **C**alibration **V**erification, **CCV** - **C**ontinuing **C**alibration **V**erification Revision 9.00 02/22/2021 NEW NTU Meter and Cal Standards Updated

All equipment used to obtain data at this site is owned, operated, and maintained by Ideal Tech Services Inc., unless otherwise noted. All equipment was purchased new from the manufacturers or authorized distributors. Preventative maintenance will be performed at the intervals specified by the manufacturer of each piece of equipment, or when equipment calibration results are out of tolerance. Equipment maintenance logs will be maintained by Ideal Tech Services Inc.

COPY TO: John Arnold, P.E.

SIGNED:

Chris Monaco or Karen LeBeau

CALIBRATION LOG

ITS Work Order Number: ARM-EL-76-031621

CLIENT: Angelo's Recycled Materials
ADDRESS: 41111 Enterprise Road
CITY, STATE: Dade City, FL 33525-1539
Site: Enterprice Class III Landfill
INITIAL CAL DATE @ TIME: 3/16/21 @ 0700
CCV CALIBRATION DATE @ TIME: 3/16/21 @ 1645

YSI Multi Parameter Meter: YSI-PRO+ ITS #4

pH Sensor Per DEP-SOP-001/01 FT 1100

STANDARD Standard Units	METER READING INITIAL	ICV (± 0.2 SU)	CCV (± 0.2 SU)	LOT NUMBER	EXP DATE
4.005	4.00	4.00	3.99	CC641962	Sep-21
7.000	7.00	7.00	6.99	CC642263	Sep-21
10.012	9.99	9.99	9.98	CC676281	Aug-22
Liquid Temp °C	22.5	22.5	27.6	Standards prepared by USA Blue Book	

Dissolved Oxygen Sensor Per DEP-SOP-001/01 FT 1500

Initial Calibration and CCV Daily for D.O. **Date:**

STANDARD (mg/L)	METER READING INITIAL	CCV (± 0.3 mg/L)	LOT NUMBER	EXPIRATION DATE
Barometer mm/Hg	760.5	759.4	No CCV Limit	
0.00	.05	.05	0GH1024	Aug-21
Ambient Air Temperature				
22.5 °C	8.66			
27.6 °C		7.89		

Zero D.O. standard is Sodium Sulfite, Cobalt Chloride Hexahydrate, Water prepared by USA Blue Book. Limit is ± 0.3 mg/L of theoretical value (see Table FT 1500-1)

Start: **ORP Sensor Per DEP-SOP-001/01 FT 2100** **End:**

STANDARD (mV)	METER READING INITIAL	CCV	LOT NUMBER	EXPIRATION DATE
200	200	201	0GG036	Apr-21
400	400	403	0GG243	Jul-21

Standard is ORP solution, prepared by USA Blue Book. Cal Limit is ± 5% @ 25° C

Conductivity Sensor Per DEP-SOP-001/01 FT 1200

STANDARD µmhos/cm	METER READING INITIAL	CCV (± 5%)	LOT NUMBER	EXPIRATION DATE
8,974	NM	NM	0GA408	Jan-21
2,764	2,764	2,770	0GD229	Apr-21
84	90	91	0GC1010	Mar-21

Standards prepared by USA Blue Book. All standards are potassium chloride solutions.

YSI Temperature Sensor Check Per DEP-SOP-001/01 FT 1400

STANDARD °C ERTCO Thermometer ± .5 °C		YSI METER TEMP READING °C LOW	HIGH	METER NUMBER	DATE PERFORMED (Quarterly)
LOW	5.70	5.70		ITS YSI #2	01/02/21
HIGH	29.10		29.10	ITS YSI #2	01/02/21
LOW	5.70	5.70		ITS YSI #4	01/02/21
HIGH	29.30		29.30	ITS YSI #4	01/02/21

Thermometer is N.I.S.T. certified and manufactured by ERTCO, S/N 2206. YSI is checked against ERTCO

Fluke Infrared Thermoneter S.N. 1370781 | Certified By Aqua Pure Once Per Year 3/31/20 | +0.1°C

HF SCIENTIFIC MICRO TPW TURBIDITY METER - MODEL # 20000 SN 2021010003 Per DEP-SOP-001/01 FT 1600 ITS-3-NTU

STANDARD (ntu)	METER READING INITIAL	CCV	CCV Acceptance % of standard value
1,000	1000	1000	± 5.0%
100	N/A	N/A	± 6.5%
10	10	10	± 10%
0.02	.02	.02	± 10%

Nephelometric Turbidity Unit (NTU) Standards are prepared by Pro Cal Set# 39845, Lot# 210249 EXP: Jan / 2023, 10.00 EXP: Feb / 2023, .02 and 1000.

HACH POCKET COLORIMETER II S/N 06070D052733

STANDARD ID	BLANK	1	2	3
MFGR VALUE mg/L	0.00	.21	0.90	1.61
VERIFIED VALUE mg/L	0.00	.19	.93	1.59
CCV METER mg/L (± 10%)	NM	NM	NM	NM

Standard is HACH DPD Chlorine LR secondary GEL Standard. Lot A5318 Verified 03/02/20

Remarks:

Weather Conditions: clear sunny 80° - 85° F windy

Equipment Blank with D.I. water
Zephyrhills brand Lot # 012621026WF2331450
Exp Date 07/31/22
Equipment Blank Collected @ none collected

Notes: **NA** - **N**ot **A**pplicable, **NM** - **N**ot **M**easured, **ICV** - **I**nitial **C**alibration **V**erification, **CCV** - **C**ontinuing **C**alibration **V**erification Revision 9.00 02/22/2021 NEW NTU Meter and Cal Standards Updated

All equipment used to obtain data at this site is owned, operated, and maintained by Ideal Tech Services Inc., unless otherwise noted. All equipment was purchased new from the manufacturers or authorized distributors. Preventative maintenance will be performed at the intervals specified by the manufacturer of each piece of equipment, or when equipment calibration results are out of tolerance. Equipment maintenance logs will be maintained by Ideal Tech Services Inc.

COPY TO: John Arnold, P.E.

SIGNED:

Chris Monaco or Karen LeBeau

CALIBRATION LOG

ITS Work Order Number: ARM-EL-76-031721

CLIENT: Angelo's Recycled Materials
ADDRESS: 41111 Enterprise Road
CITY, STATE: Dade City, FL 33525-1539
Site: Enterprice Class III Landfill
INITIAL CAL DATE @ TIME: 3/17/21 @ 0830
CCV CALIBRATION DATE @ TIME: 3/17/21 @ 1700

YSI Multi Parameter Meter: YSI-PRO+ ITS #4

pH Sensor Per DEP-SOP-001/01 FT 1100

STANDARD Standard Units	METER READING INITIAL	ICV (± 0.2 SU)	CCV (± 0.2 SU)	LOT NUMBER	EXP DATE
4.005	4.00	4.00	4.00	CC641962	Sep-21
7.000	7.00	7.00	7.00	CC642263	Sep-21
10.012	9.99	9.99	9.98	CC676281	Aug-22
Liquid Temp °C	23.0	23.0	30.0	Standards prepared by USA Blue Book	

Dissolved Oxygen Sensor Per DEP-SOP-001/01 FT 1500

Initial Calibration and CCV Daily for D.O. **Date:**

STANDARD (mg/L)	METER READING INITIAL	CCV (± 0.3 mg/L)	LOT NUMBER	EXPIRATION DATE
Barometer mm/Hg	760.3	757.8	No CCV Limit	
0.00	.04	.04	0GH1024	Aug-21
Ambient Air Temperature				
22.9 °C	8.61			
29.9 °C		7.57		

Zero D.O. standard is Sodium Sulfite, Cobalt Chloride Hexahydrate, Water prepared by USA Blue Book. Limit is ± 0.3 mg/L of theoretical value (see Table FT 1500-1)

Start: **ORP Sensor Per DEP-SOP-001/01 FT 2100** **End:**

STANDARD (mV)	METER READING INITIAL	CCV	LOT NUMBER	EXPIRATION DATE
200	200	202	0GG036	Apr-21
400	400	402	0GG243	Jul-21

Standard is ORP solution, prepared by USA Blue Book. Cal Limit is ± 5% @ 25° C

Conductivity Sensor Per DEP-SOP-001/01 FT 1200

STANDARD µmhos/cm	METER READING INITIAL	CCV (± 5%)	LOT NUMBER	EXPIRATION DATE
8,974	NM	NM	0GA408	Jan-21
2,764	2,764	2,770	0GD229	Apr-21
84	91	91	0GC1010	Mar-21

Standards prepared by USA Blue Book. All standards are potassium chloride solutions.

YSI Temperature Sensor Check Per DEP-SOP-001/01 FT 1400

STANDARD °C ERTCO Thermometer ± .5 °C		YSI METER TEMP READING °C LOW	HIGH	METER NUMBER	DATE PERFORMED (Quarterly)
LOW	5.70	5.70		ITS YSI #2	01/02/21
HIGH	29.10		29.10	ITS YSI #2	01/02/21
LOW	5.70	5.70		ITS YSI #4	01/02/21
HIGH	29.30		29.30	ITS YSI #4	01/02/21

Thermometer is N.I.S.T. certified and manufactured by ERTCO, S/N 2206. YSI is checked against ERTCO

Fluke Infrared Thermoneter S.N. 1370781 | Certified By Aqua Pure Once Per Year 3/31/20 | +0.1°C

HF SCIENTIFIC MICRO TPW TURBIDITY METER - MODEL # 20000 SN 2021010003
Per DEP-SOP-001/01 FT 1600 ITS-3-NTU

STANDARD (ntu)	METER READING INITIAL	CCV	CCV Acceptance % of standard value
1,000	1000	1000	± 5.0%
100	N/A	N/A	± 6.5%
10	10	10	± 10%
0.02	.02	.02	± 10%

Nephelometric Turbidity Unit (NTU) Standards are prepared by Pro Cal Set# 39845, Lot# 210249 EXP: Jan / 2023, 10.00 EXP: Feb / 2023, .02 and 1000.

HACH POCKET COLORIMETER II S/N 06070D052733

STANDARD ID	BLANK	1	2	3
MFGR VALUE mg/L	0.00	.21	0.90	1.61
VERIFIED VALUE mg/L	0.00	.19	.93	1.59
CCV METER mg/L (± 10%)	NM	NM	NM	NM

Standard is HACH DPD Chlorine LR secondary GEL Standard. Lot A5318 Verified 03/02/20

Remarks:

Weather Conditions: clear sunny 80° - 85° F windy

Equipment Blank with D.I. water
Zephyrhills brand Lot # 012621026WF2331450
Exp Date 07/31/22
Equipment Blank Collected @ none collected

Notes: **NA** - **N**ot **A**pplicable, **NM** - **N**ot **M**easured, **ICV** - **I**nitial **C**alibration **V**erification, **CCV** - **C**ontinuing **C**alibration **V**erification Revision 9.00 02/22/2021 NEW NTU Meter and Cal Standards Updated

All equipment used to obtain data at this site is owned, operated, and maintained by Ideal Tech Services Inc., unless otherwise noted. All equipment was purchased new from the manufacturers or authorized distributors. Preventative maintenance will be performed at the intervals specified by the manufacturer of each piece of equipment, or when equipment calibration results are out of tolerance. Equipment maintenance logs will be maintained by Ideal Tech Services Inc.

COPY TO: John Arnold, P.E.

SIGNED:

Chris Monaco or Karen LeBeau

Attachment 6
Innovative Technical Solutions – Assessment of MW-5BR

Innovative Waste Consulting Services, LLC
3720 NW 43rd St, Suite 103
Gainesville, FL, 32606

May 26, 2021

Mr. Tyler Nevins
Florida Department of Environmental Protection – Southwest District
13051 N. Telecom Parkway
Temple Terrace, Florida 33637

Transmitted via Email: Tyler.Nevins@FloridaDEP.gov

RE: As Assessment of Mercury Exceedance in Well MW-5BR

Dear Mr. Nevins:

Angelo's Aggregate Materials, Ltd., (AAM) owns and operates the Enterprise Road Class III Recycling and Disposal Facility (WACS ID 87895) (hereafter referred to as the 'Site'). AAM monitors the quality of the perched surficial and Floridan aquifer system using a network of monitoring wells on a semiannual basis. A site map depicting the locations of the existing groundwater monitoring wells is presented in Attachment 1. Mercury concentrations at MW-5BR, a Floridan aquifer detection well at the site, on two recent sampling events (September 22, 2020, and March 16, 2021) were slightly above the primary drinking water standard's Maximum Contaminate Level (MCL) of 2 µg/L for mercury. The September 2020 and March 2021 sample mercury concentrations were 2.05 µg/L and 2.24 µg/L, respectively. AAM requested Innovative Waste Consulting Services to review and analyze the data to assess whether the observed exceedances are associated with the landfill. This memo presents an assessment of whether or not the mercury exceedance at Well MW-5BR was caused by the landfill.

MW-5BR was installed on April 6, 2018[1], to replace MW-5B (installed in 2003), which was abandoned due to the construction of Cell 16[2]. MW-5BR is located approximately 120 ft southwest of MW-5B location. Figure 1 presents a temporal variation of mercury measurements at MW-5B/MW-5BR. As shown in Figure 1, mercury at MW-5B/MW-5BR has never exceeded the MCL of 2 ug/L until September 22, 2020. Only four measurements at these wells have been above the method detection limit. The two most recent mercury measurements at MW-5BR have been above the MCL.

---

[1] Wrenn, W. (2018). Installation of Monitoring Wells. A letter submitted to Florida Department of Environmental Protection on May 9, 2018 by Walker Wrenn, Locklear & Associates. http://prodenv.dep.state.fl.us/DepStaging/api/dms/8.279504.1 accessed on April 28, 2021.

[2] Florida Department of Environmental Protection (2017). Notice of Permit Modification submitted to Florida Department of Environmental Protection on April 20, 2017. http://prodenv.dep.state.fl.us/DepStaging/api/dms/8.260373.1 accessed on April 28, 2021.

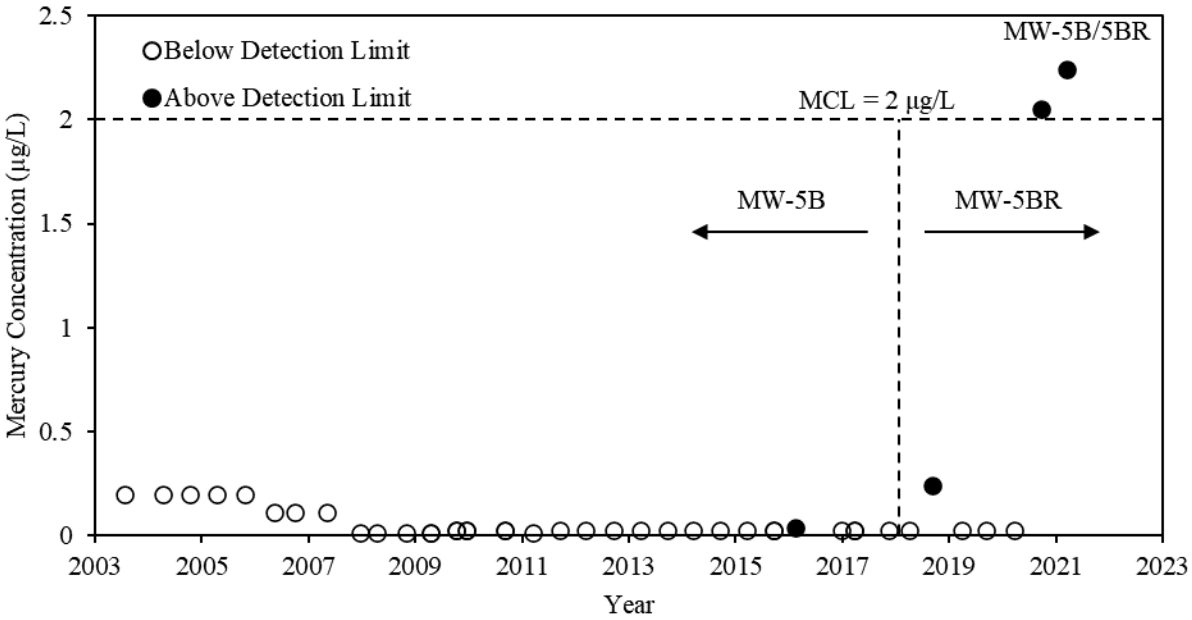

Figure 1. A Temporal Plot of Mercury in Groundwater Monitoring Wells MW-5B and MW-5BR at the Enterprise Class III Landfill and Recycling Center

The leachate mercury concentration data were analyzed to assess whether leachate percolation from the landfill is the cause of the observed mercury exceedances at MW-5BR. The landfill leachate quality (including mercury) at the site is monitored on a quarterly basis as a part of the facility's industrial wastewater permit requirement. Figure 2 presents the mercury concentrations in landfill leachate of all the ten samples collected to date. As can be seen from the figure, the mercury concentration in leachate has never exceeded the MCL, suggesting that leachate release could not result in the observed mercury exceedances above the MCL at MW-5BR. Mercury has been measured above the practical quantification limit in only one of the samples. It has been below the method detection limit in 60% of the leachate sample.

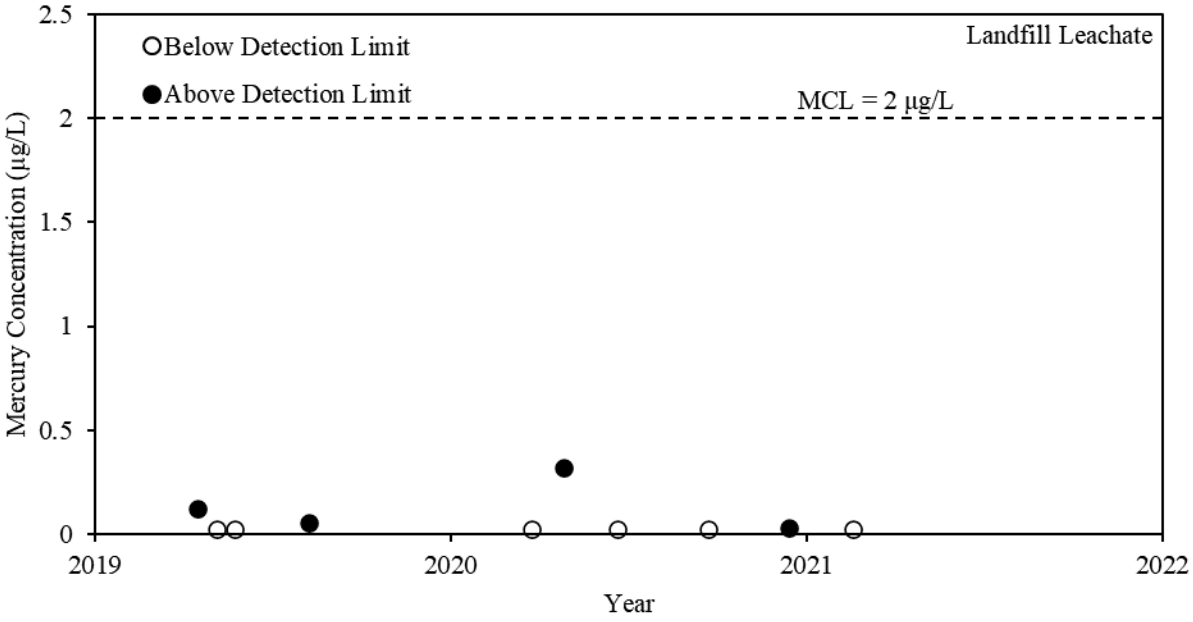

Figure 2. A Temporal Plot of Mercury in Landfill Leachate at the Enterprise Class III Landfill and Recycling Center

In general, a surficial aquifer monitoring well is located close to each Florida aquifer monitoring well as shown in the monitoring well location map in Attachment 1. Any leachate percolation from the landfill would be intercepted by the surficial aquifer first. Any impacts from the landfill on the groundwater quality would be detected by the monitoring wells in the surficial aquifer and the contaminant concentration in the surficial aquifer well is expected to be more than the corresponding Florida aquifer monitoring well. MW-5AR is the surficial aquifer monitoring well located closest to MW-5BR. Figure 3 shows the temporal variation of mercury at MW-5A/MW-5AR. MW-5AR was installed on April 6, 2018[2], to replace MW-5A (installed in 2003), which was abandoned due to the construction of Cell 16[2]. MW-5AR is located approximately 120 ft southwest MW-5A location. As can be seen from Figure 3, none of the mercury measurements at MW-5A/MW-5AR exceeded the MCL. All but one measurement are below the method detection limit. These observations suggest that the exceedances at MW-5BR are not caused by landfill or landfill leachate.

---

[2] Wrenn, W. (2018). Installation of Monitoring Wells. A letter submitted to Florida Department of Environmental Protection on May 9, 2018 by Walker Wrenn, Locklear & Associates. http://prodenv.dep.state.fl.us/DepStaging/api/dms/8.279504.1 accessed on April 28, 2021.

[2] Florida Department of Environmental Protection (2017). Notice of Permit Modification submitted to Florida Department of Environmental Protection on April 20, 2017. http://prodenv.dep.state.fl.us/DepStaging/api/dms/8.260373.1 accessed on April 28, 2021.

Innovative Waste Consulting Services, LLC
3720 NW 43rd St, Suite 103
Gainesville, FL, 32606

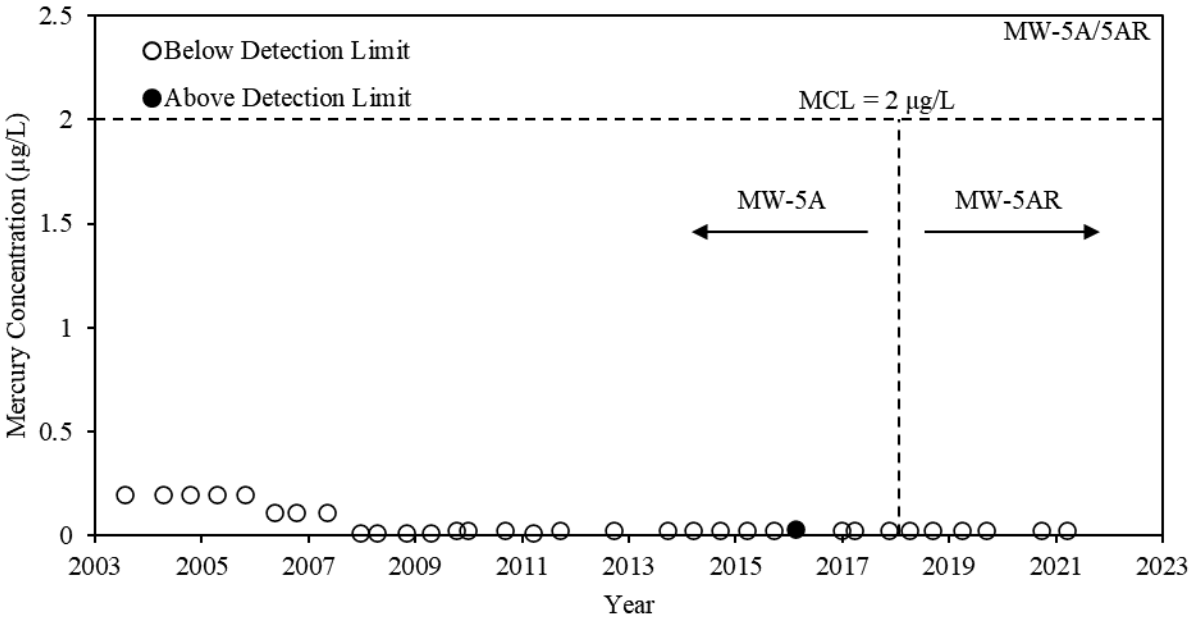

Figure 2. A Temporal Plot of Mercury in Groundwater Monitoring Wells MW-5A and MW-5AR at the Enterprise Class III Landfill and Recycling Center

Mercury detection and exceedances at the site have been rare. Only six measurements at two Floridan aquifer wells (MW-11B and MW-5BR) among the 379 samples collected from 18 Florida aquifer monitoring wells at the site have exceeded the MCL to date. Four mercury measurements at MW-11B, which is located upgradient of the landfill (Attachment 2), during 2013-2014 were above the MCL. All the subsequent mercury measurements at this well were below the MCL. Similarly, only two measurements at one surficial aquifer well (MW-7A) among the 160 samples collected from 16 surficial aquifer monitoring wells at the site have exceeded the MCL to date.

Based on the analysis presented above, the recent mercury exceedances observed at MW-5BR do not appear to be caused by the landfill or landfill leachate. AAM is recommended to continue monitoring the groundwater quality at this and the other wells per the current monitoring plan.

If you have any questions regarding this report, please contact me at (352) 331-4828x1.

Sincerely,

Pradeep Jain, PhD, PE
President
Innovative Waste Consulting Services LLC

Xc: John Arnold, PE

ATTACHMENT 1

SITE MAP

LEGEND

BW-1B	BACKGROUND MONITORING WELL LOCATION
MW-7A	DETECTION MONITORING WELL LOCATION
1 ~~MW-23B~~	~~PROPOSED DETECTION MONITORING WELL LOCATION~~
	SUPPLY WELL LOCATION
P-11	SOLID WASTE PIEZOMETER WELL LOCATION
MW-12A	WATER LEVEL ONLY WELL LOCATION
MW-5AR	COMPLIANCE MONITORING WELL LOCATION
GP-10R	GAS PROBE LOCATION
GP-16	FUTURE GAS PROBE LOCATION
	PROPERTY BOUNDARY
	LANDFILL LIMITS
	CELL BOUNDARY
	ZONE OF DISCHARGE

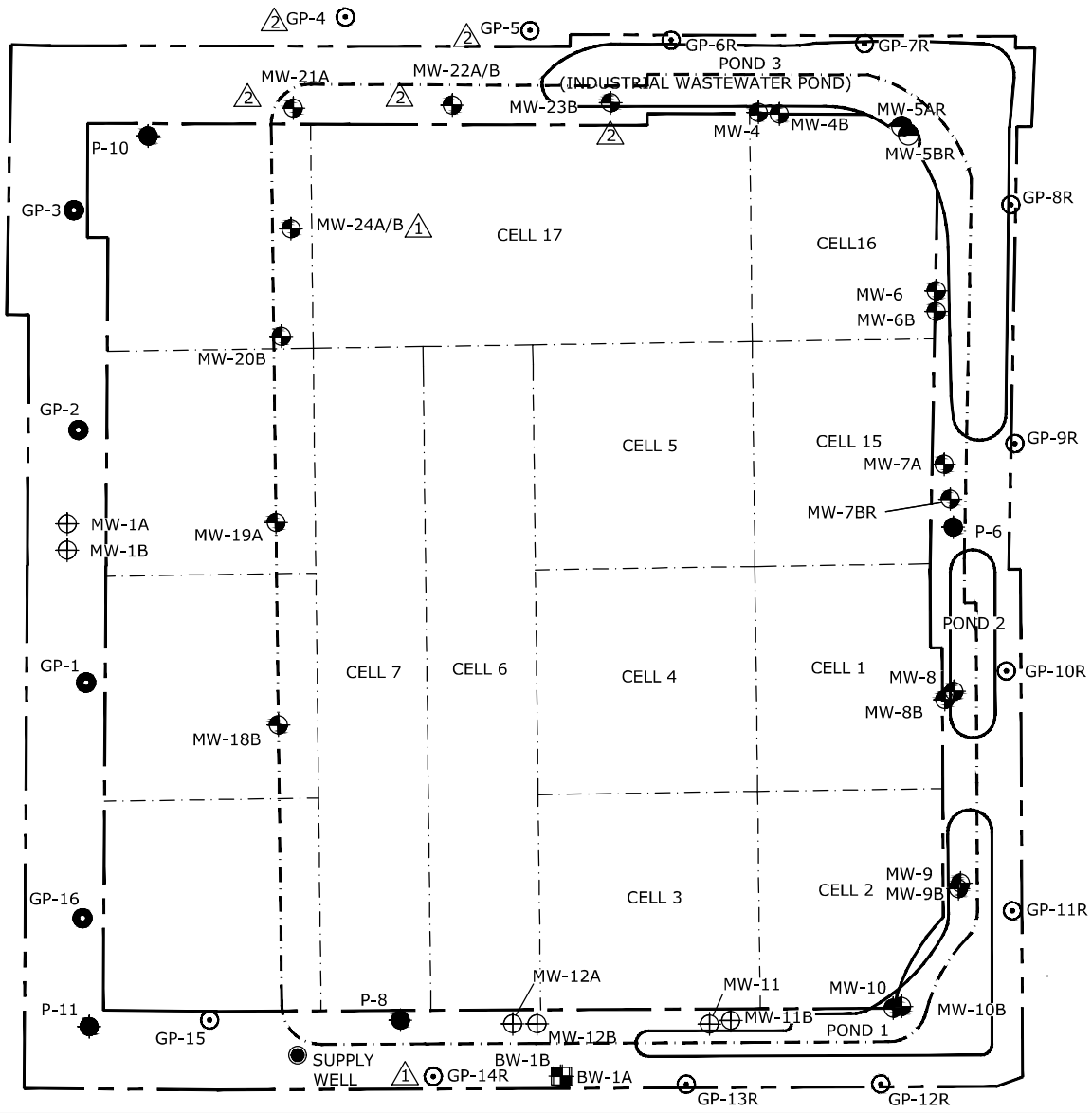

NO.	DATE	REVISION DESCRIPTION	BY
1	8/2/2019	RAI 1 - PROBE/WELL SYMBOLS UPDATED; GP-15R & GP-14 REMOVED	NLD
2	2/5/2020	RAI 2 - WELL NOMENCLATURE REVISED	NLD

Locklear & Associates
4140 NW 37th Place, Suite A
Gainesville, Florida 32606
Phone: 352.672.6867 Fax: 352.692.5390
Certificate of Authorization No. 30066

PROJECT TITLE:

ENTERPRISE ROAD CLASS III RECYCLING AND DISPOSAL FACILITY DADE CITY, FLORIDA

LISA J. BAKER	DESIGNED BY	LJB
	DRAWN BY	LJB
	CHECKED BY	JDL
FL PE NO. 74652	APPROVED BY	LJB

SHEET TITLE:

SITE MAP

PROJECT NO.: 02000-144-14
SCALE: AS SHOWN
DATE: JULY 2019
DRAWING: **FIGURE 1**

P:\P Drive Files\ANGELOS (FLORIDA)\Enterprise Class III\COMPLIANCE MONITORING\Permit Renewal\2019 Mod Operations Permit\RAI 2\Figure 1_RAI 2_February 2020.dwg, PLOT DATE 2/4/2020 9:53 AM BY LJB

ATTACHMENT 2

GROUNDWATER CONTOUR MAPS

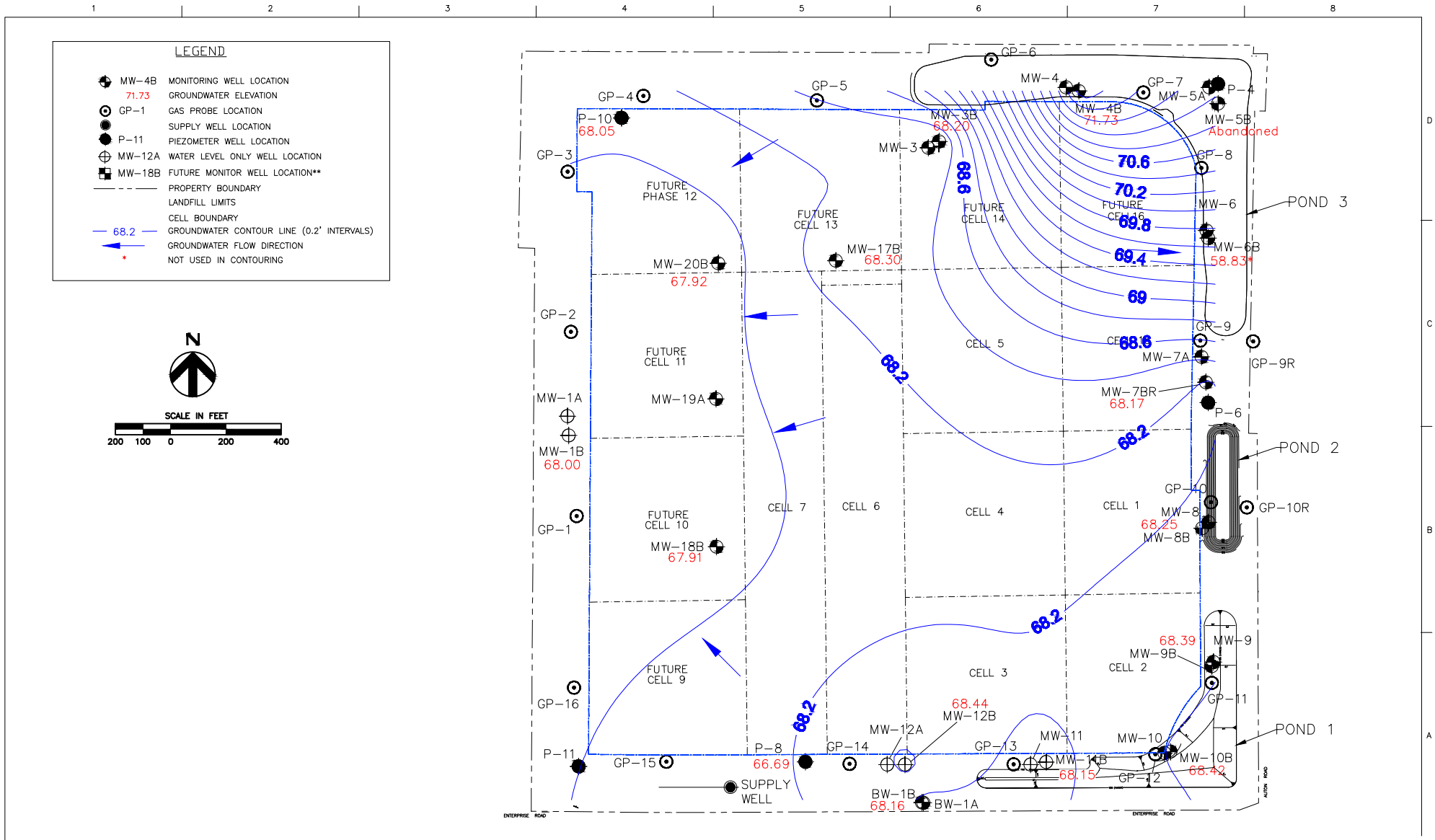

PROJECT MANAGER	W. WRENN		
DESIGNED	J. LOCKLEAR		
CHECKED BY	W. WRENN		
DRAWN BY	W. WRENN		
PROJECT NUMBER	114-001		

Locklear & Associates

ENTERPRISE ROAD
RECYCLING AND DISPOSAL FACILITY
DADE CITY, FLORIDA

FLORIDAN AQUIFER
GROUNDWATER CONTOUR MAP

May 29, 2018

FILENAME

SCALE

SHEET

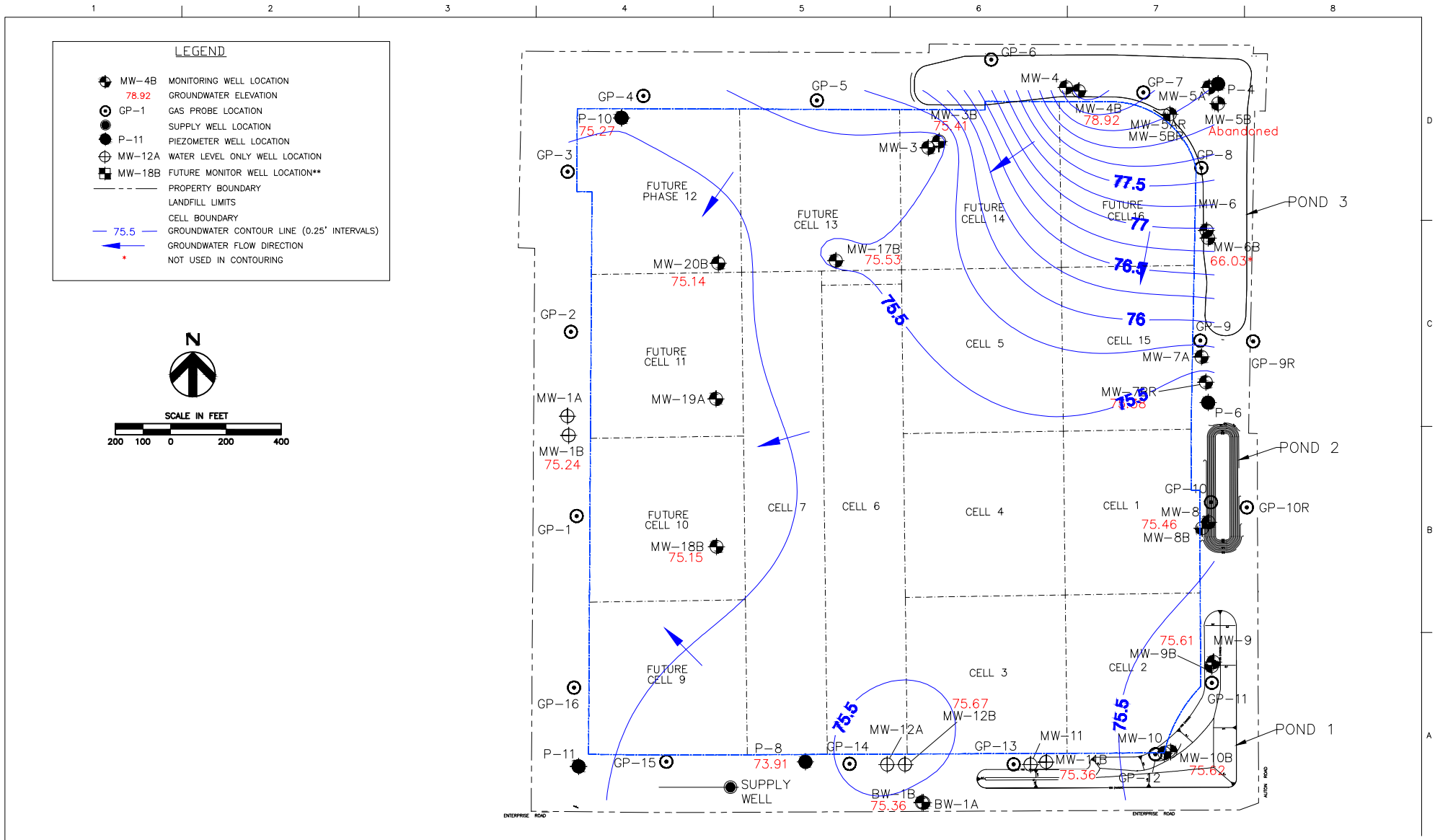

Locklear & Associates

PROJECT MANAGER	W. WRENN
DESIGNED	J. LOCKLEAR
CHECKED BY	W. WRENN
DRAWN BY	W. WRENN
PROJECT NUMBER	114-001

ENTERPRISE ROAD
RECYCLING AND DISPOSAL FACILITY
DADE CITY, FLORIDA

FLORIDAN AQUIFER
GROUNDWATER CONTOUR MAP

September 10, 2018

FILENAME

SCALE

SHEET

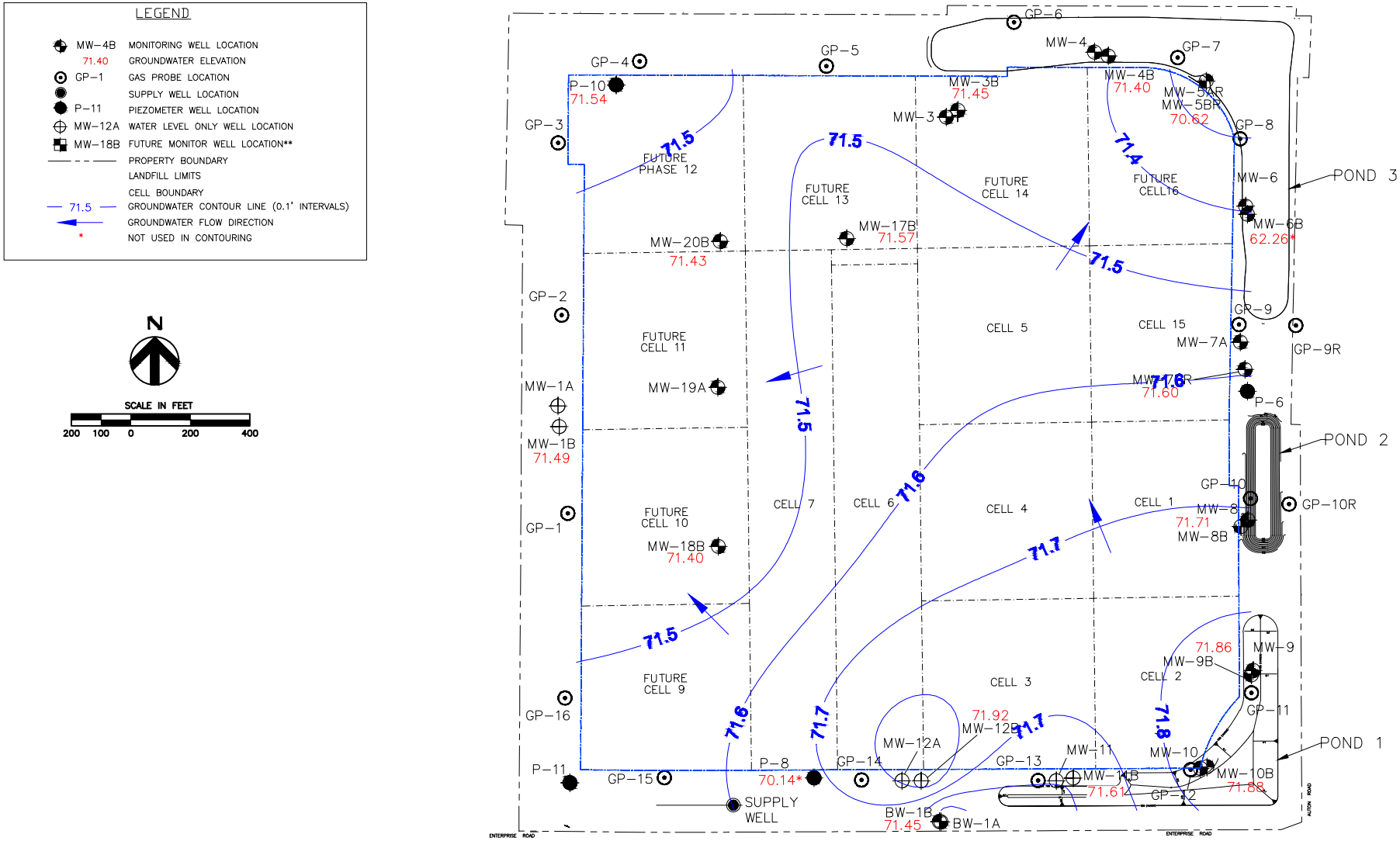

Locklear & Associates

PROJECT MANAGER	W. WRENN
DESIGNED	J. LOCKLEAR
CHECKED BY	W. WRENN
DRAWN BY	W. WRENN
PROJECT NUMBER	114-001

ENTERPRISE ROAD
RECYCLING AND DISPOSAL FACILITY
DADE CITY, FLORIDA

FLORIDAN AQUIFER
GROUNDWATER CONTOUR MAP

March 25, 2019

FILENAME

SCALE

SHEET

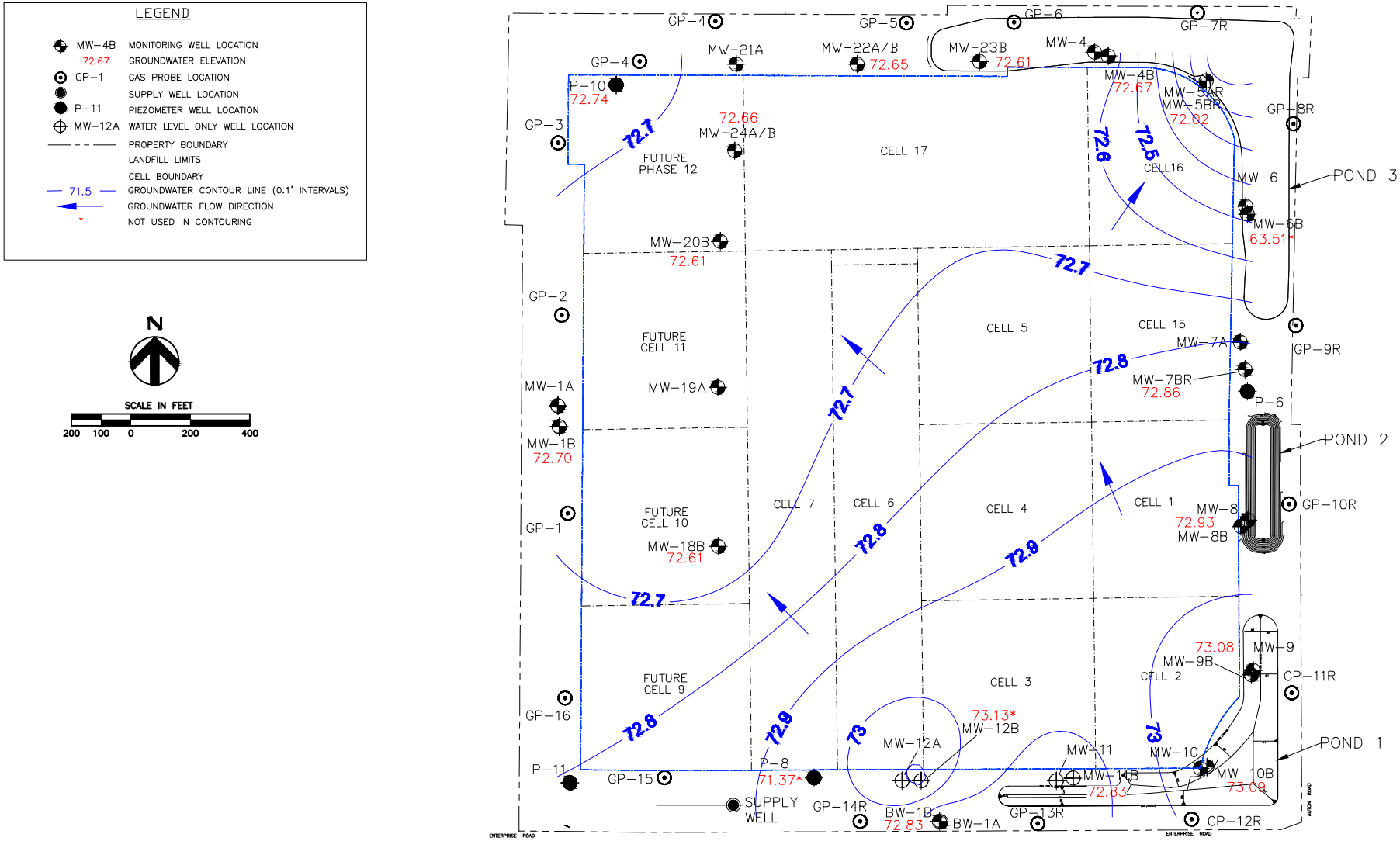

PROJECT MANAGER	W. WRENN
DESIGNED	J. LOCKLEAR
CHECKED BY	W. WRENN
DRAWN BY	W. WRENN
PROJECT NUMBER	114-001

Locklear & Associates

ENTERPRISE ROAD
RECYCLING AND DISPOSAL FACILITY
DADE CITY, FLORIDA

FLORIDAN AQUIFER
GROUNDWATER CONTOUR MAP

September 16, 2019

FILENAME
SCALE
SHEET

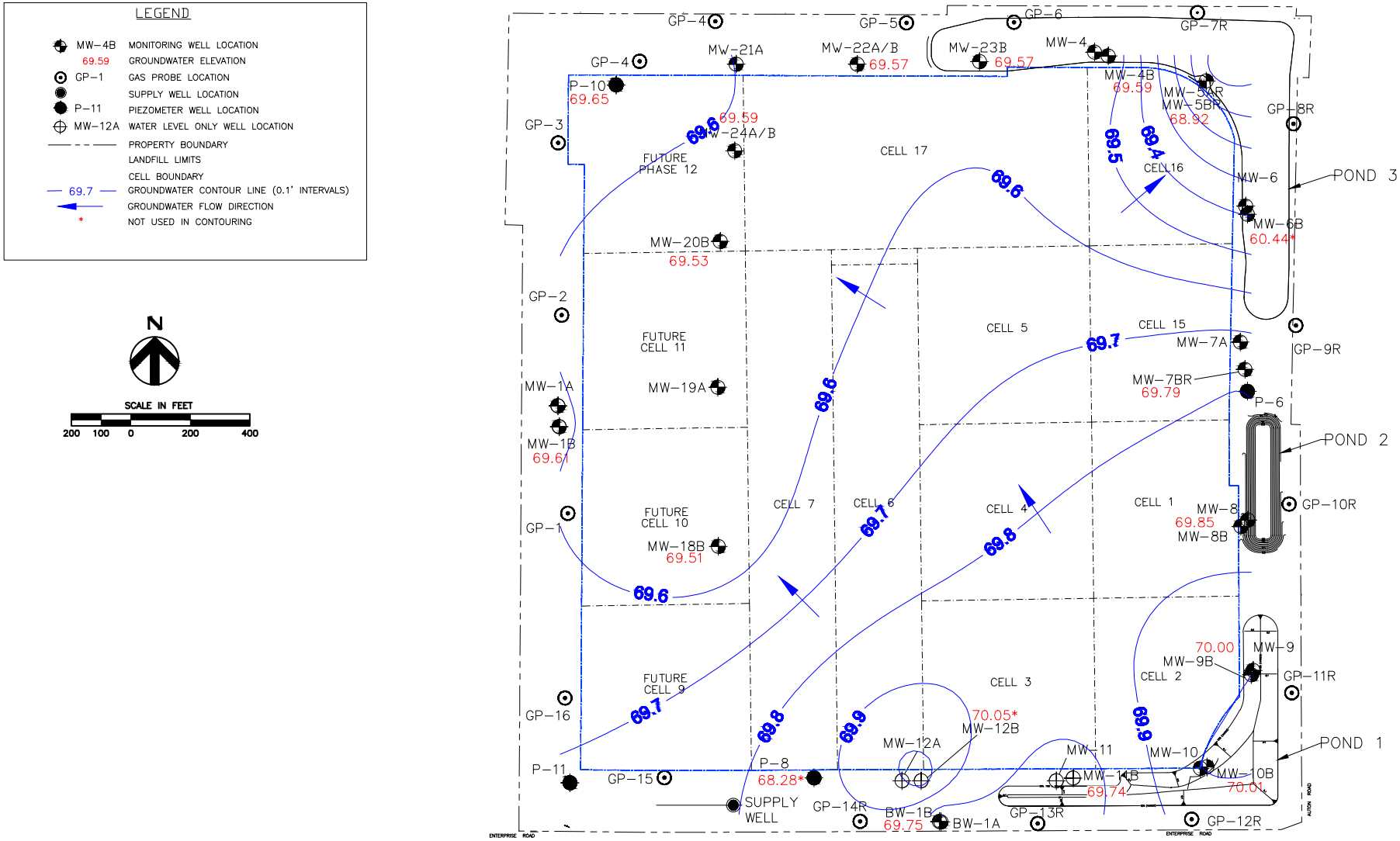

Locklear & Associates

PROJECT MANAGER	W. WRENN
DESIGNED	J. LOCKLEAR
CHECKED BY	W. WRENN
DRAWN BY	W. WRENN
PROJECT NUMBER	114-001

ENTERPRISE ROAD
RECYCLING AND DISPOSAL FACILITY
DADE CITY, FLORIDA

FLORIDAN AQUIFER
GROUNDWATER CONTOUR MAP

March 23, 2020

FILENAME

SCALE

SHEET

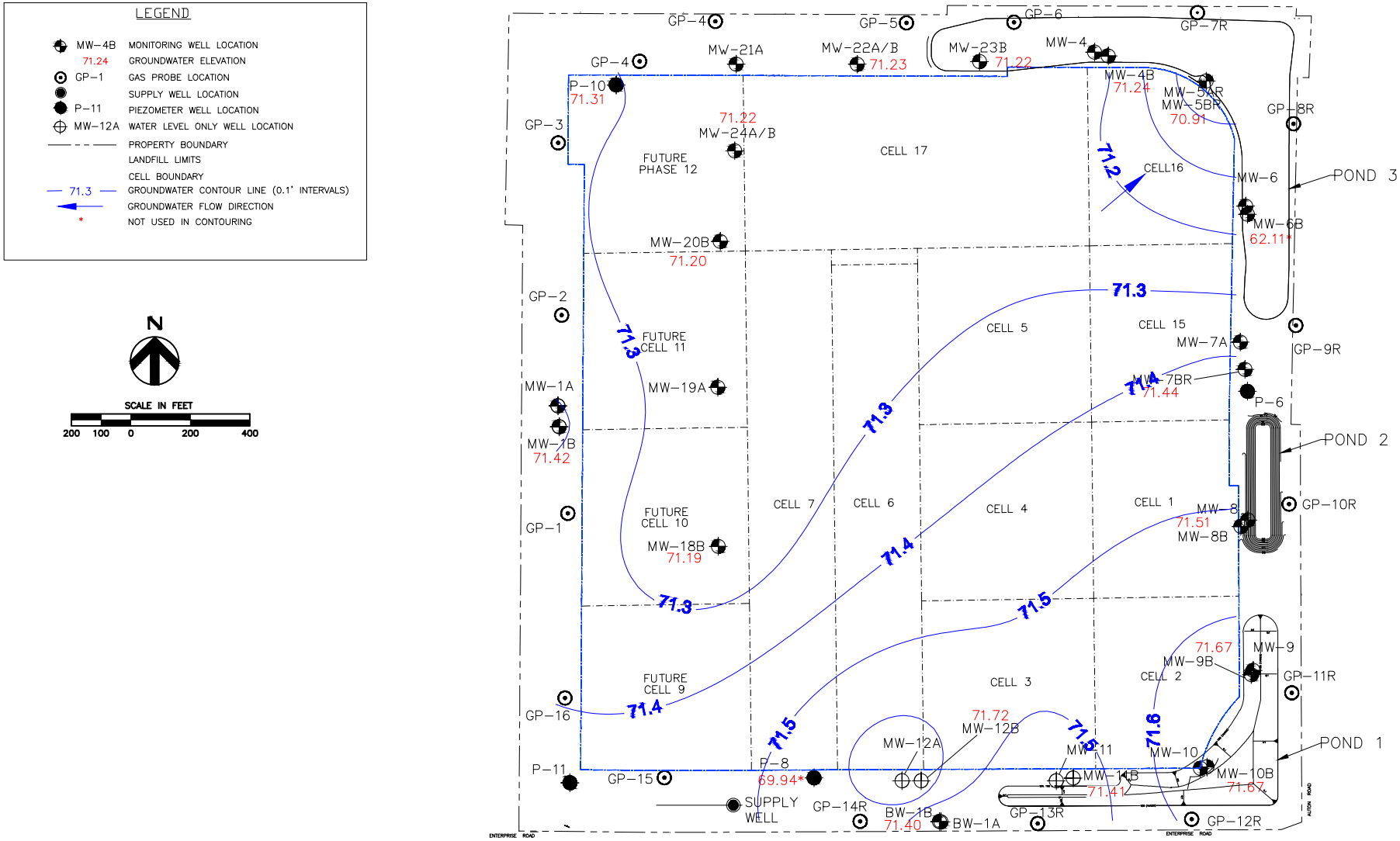

Locklear & Associates

PROJECT MANAGER	W. WRENN
DESIGNED	J. LOCKLEAR
CHECKED BY	W. WRENN
DRAWN BY	W. WRENN
PROJECT NUMBER	114-001

ENTERPRISE ROAD
RECYCLING AND DISPOSAL FACILITY
DADE CITY, FLORIDA

FLORIDAN AQUIFER
GROUNDWATER CONTOUR MAP

September 21, 2020

FILENAME

SCALE

SHEET