Second 2022 Semiannual Water Quality Monitoring Report

Pasco County
Resource Recovery Facility

Pasco County
Public Infrastructure Branch Solid Waste Department
14230 Hays Road
Spring Hill, FL 34610

SCS ENGINEERS

09222055.01 | January 11, 2023

3922 Coconut Palm Drive, Suite 102
Tampa, FL 33619
813-621-0080

Second 2022 Semiannual Water Quality Monitoring Report

Pasco County Solid Waste Resource Recovery Facility

Pasco County
Public Infrastructure Branch Solid Waste Department
14230 Hays Road
Spring Hill, FL 34610

ROBERT B. CURTIS
LICENSE
No. 73758
STATE OF FLORIDA
PROFESSIONAL ENGINEER

1-10-2023

Robert B. Curtis, P.E.
Project Director
FL License No. 73758

Fauve Herron, EIT
Staff Professional

SCS ENGINEERS

3922 Coconut Palm Drive, Suite 102
Tampa, FL 33619
813-621-0080

Table of Contents

Section Page

1 Introduction....1
Location....1
Site Background....1
2 Groundwater Monitoring Program....4
Field Parameters....4
Laboratory Parameters....4
Pasco County Class I Landfill....5
Pasco County Class III Landfill....6
3 Groundwater Quality....7
Sample Collection and Analysis....7
Field Test Results....7
Analytical Results....8
Iron....8
Laboratory Error....8
4 CONCLUSION....12

Figures

Figure 1. Site Map, Pasco County Resource Recovery Facility, Spring Hill, Florida....2
Figure 2. Groundwater Contour Map, October 2022, Pasco County Resource Recovery Facility, Spring Hill, Florida....3

Tables

Table 1. Class I Landfill Background Groundwater Monitoring Wells....5
Table 2. Class I Landfill Detection Groundwater Monitoring Wells....5
Table 3. Class I Landfill Compliance Groundwater Monitoring Wells....6
Table 4. Class III Landfill Background Groundwater Monitoring Wells....6
Table 5. Class III Landfill Detection Groundwater Monitoring Wells....6
Table 6. Class III Landfill Piezometer Groundwater Monitoring Wells....6
Table 7. Groundwater Elevation Measurements, Pasco County Resource Recovery Facility, October 2022....9
Table 8. Groundwater Elevation Measurements, Pasco County Resource Recovery Facility, December 2022....10
Table 9. Summary of Groundwater Quality Analytical Results (Detected Parameters Only), Pasco County Resource Recovery Facility, October 2022....11

Appendices

Appendix A FDEP Water Quality Monitoring Certification Form
Appendix B Sampling Records
Appendix C Laboratory Analytical Report

1 INTRODUCTION

This report presents the results of the second 2022 routine semiannual groundwater monitoring event at Pasco County Solid Waste Resource Recovery Facility (Pasco Landfill). The Pasco Landfill (WACS ID No. 45799) is divided into two waste disposal facilities, the West Pasco Class I Landfill and the West Pasco Class III Landfill and the Waste-to-Energy Plant (Resource Recovery Facility). This section presents the location of the site, the site background, and the groundwater monitoring program.

LOCATION

The Pasco Landfill is located at 14230 Hays Road, Spring Hill, FL 34610. The property is approximately 800 acres in size. The general site location is shown in **Figure 1.** The site is within Section 25, Township 24 South, Range 17 East, Pasco County, Florida. The geographic coordinates for the facility are latitude 28°22'9", longitude -82°33'37". The facility site plan and groundwater monitoring well locations are presented in **Figure 2**.

SITE BACKGROUND

The Pasco Landfill is a waste processing facility licensed under Florida Department of Environmental Protection (FDEP) Permit No. PA87-23. The West Pasco Class I Landfill is used for the disposal of ash produced from the combustion of municipal solid waste (MSW) at the Resource Recovery Facility (RRF) (cells A-1 through A-4) and MSW that cannot be combusted in the RRF (cells SW-1 and SW-2). Additionally, the West Pasco Class III Landfill is used for the disposal of Construction and Demolition (C&D) debris.

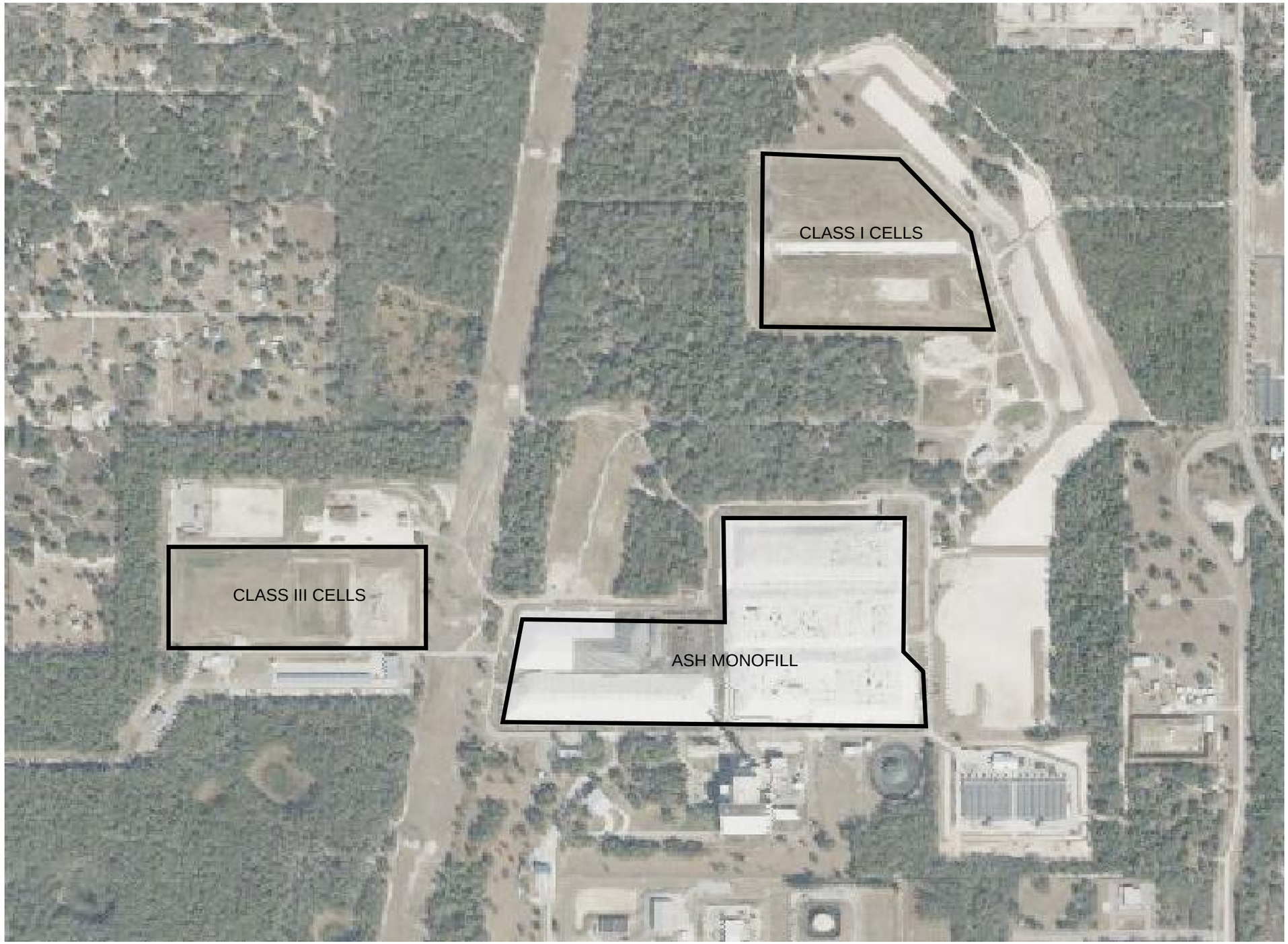

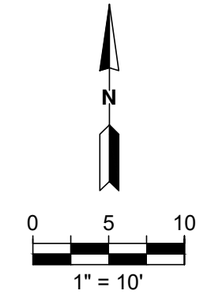

SCS ENGINEERS

FIGURE 1: SITE MAP
PASCO COUNTY RESOURCE RECOVERY FACILITY
09222055.01

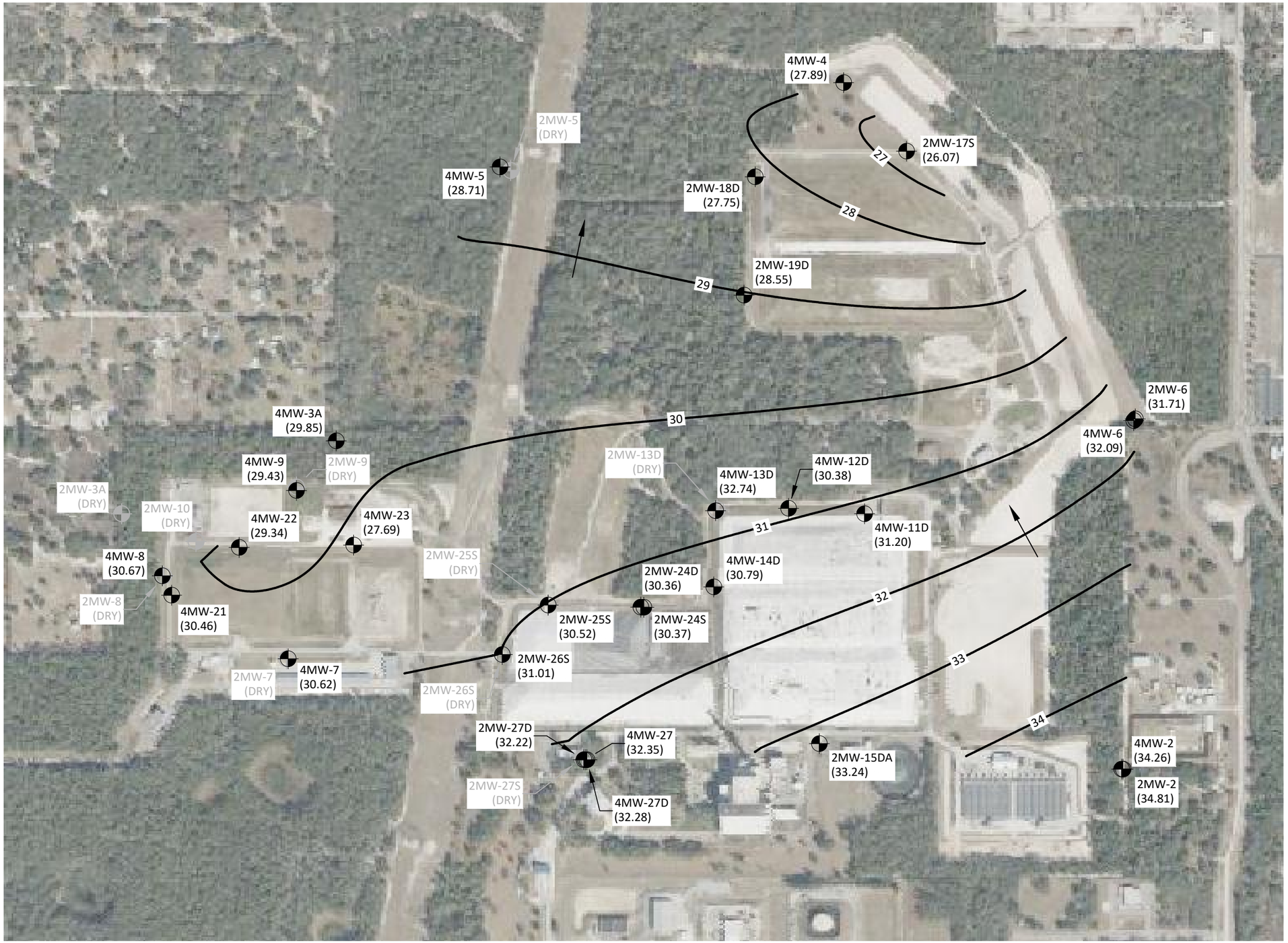

SCS ENGINEERS

FIGURE 2: GROUNDWATER CONTOUR MAP
PASCO COUNTY RESOURCE RECOVERY FACILITY

09222055.01

2 GROUNDWATER MONITORING PROGRAM

The Pasco Landfill facility has forty-one existing groundwater monitoring wells that are sampled as part of the monitoring requirements established by the Permit. Twenty-nine groundwater monitoring wells are located in the West Pasco Class I Landfill, and five groundwater monitoring wells and seven piezometers are located in the Pasco County Class III Landfill.

The groundwater at the facility is sampled semiannually for water quality parameters listed in Rule 62-701.730(8)(c), Florida Administrative Code (FAC). The results presented in this report are submitted for the second 2022 semiannual groundwater monitoring event.

Field Parameters

- Static water levels before purging
- Specific conductivity
- pH
- Dissolved oxygen
- Turbidity
- Temperature
- ORP
- Colors and sheens (by observation)

Laboratory Parameters

- Total Ammonia
- Chlorides
- Nitrate
- Total Dissolved Solids (TDS)
- Mercury
- Silver
- Arsenic
- Barium
- Beryllium
- Cadmium
- Chromium
- Cobalt
- Copper
- Iron
- Sodium
- Nickel
- Lead
- Antimony
- Selenium
- Titanium
- Vanadium
- Zinc
- Appendix I 8260 VOCs list

Pasco County Class I Landfill

The existing groundwater monitoring wells currently used as part of the ongoing compliance monitoring activities at the Pasco County Class I Landfill are listed in **Table 1**, **Table 2**, and **Table 3** below. The current water quality monitoring plan for the site includes semi-annual sampling of eleven surficial aquifer groundwater monitoring wells and eighteen upper Floridan aquifer groundwater monitoring wells.

Table 1. Class I Landfill Background Groundwater Monitoring Wells

Monitoring Well ID	Well Type	Depth
2MW1	Background	Surficial Aquifer
2MW2	Background	Surficial Aquifer
2MW6	Background	Surficial Aquifer
2MW27S	Background	Surficial Aquifer
4MW1	Background	Floridan Aquifer
4MW2	Background	Floridan Aquifer
4MW6	Background	Floridan Aquifer
2MW15AD	Background	Floridan Aquifer
2MW27D	Background	Floridan Aquifer
4MW27	Background	Floridan Aquifer
4MW27D	Background	Floridan Aquifer

Table 2. Class I Landfill Detection Groundwater Monitoring Wells

Monitoring Well ID	Well Type	Depth
2MW13D	Detection	Surficial Aquifer
2MW17S	Detection	Surficial Aquifer
2MW24S	Detection	Surficial Aquifer
2MW25S	Detection	Surficial Aquifer
2MW26S	Detection	Surficial Aquifer
4MW11D	Detection	Floridan Aquifer
4MW12D	Detection	Floridan Aquifer
4MW13D	Detection	Floridan Aquifer
4MW14D	Detection	Floridan Aquifer
2MW18D	Detection	Floridan Aquifer
2MW19D	Detection	Floridan Aquifer
2MW24D	Detection	Floridan Aquifer
2MW25D	Detection	Floridan Aquifer
2MW26D	Detection	Floridan Aquifer

Table 3. Class I Landfill Compliance Groundwater Monitoring Wells

Monitoring Well ID	Well Type	Depth
2MW4	Compliance	Surficial Aquifer
2MW5	Compliance	Surficial Aquifer
4MW4	Compliance	Floridan Aquifer
4MW5	Compliance	Floridan Aquifer

Pasco County Class III Landfill

The existing groundwater monitoring wells currently used as part of the ongoing compliance monitoring activities at the Pasco County Class III Landfill are listed in **Table 4**, **Table 5**, and **Table 6** below. The current water quality monitoring plan for the site includes semi-annual sampling of five surficial aquifer groundwater monitoring wells and seven upper Floridan aquifer groundwater monitoring wells.

Table 4. Class III Landfill Background Groundwater Monitoring Wells

Monitoring Well ID	Well Type	Depth
2MW7	Background	Surficial Aquifer
4MW7	Background	Floridan Aquifer

Table 5. Class III Landfill Detection Groundwater Monitoring Wells

Monitoring Well ID	Well Type	Depth
4MW21	Detection	Floridan Aquifer
4MW22	Detection	Floridan Aquifer
4MW23	Detection	Floridan Aquifer

Table 6. Class III Landfill Piezometer Groundwater Monitoring Wells

Monitoring Well ID	Well Type	Depth
2MW3A	Piezometer	Surficial Aquifer
2MW8	Piezometer	Surficial Aquifer
2MW9	Piezometer	Surficial Aquifer
2MW10	Piezometer	Surficial Aquifer
4MW3A	Piezometer	Floridan Aquifer
4MW8	Piezometer	Floridan Aquifer
4MW9	Piezometer	Floridan Aquifer

3 GROUNDWATER QUALITY

This section presents information regarding the sample collection and analysis, and the field and analytical results.

SAMPLE COLLECTION AND ANALYSIS

SCS Engineers (SCS) located in Tampa, Florida, collected the groundwater samples at the Pasco Landfill facility on October 25 through October 27, 2022 in accordance with FDEP Quality Assurance Rules (Chapter 62-160, FAC) and FDEP Standard Operating Procedures (DEP-SOP-001/01). Resampling of six groundwater monitoring wells was performed by SCS on December 6, 2022 in accordance with FDEP Quality Assurance Rules (Chapter 62-160, FAC) and FDEP Standard Operating Procedures (DEP-SOP-001/01).

Sample analysis was performed by Eurofins Testing America (Eurofins) in accordance with FDEP Quality Assurance Rules (Chapter 62-160, FAC) and FDEP Standard Operating Procedures (DEP-SOP-002/01). Eurofins is certified through the Florida Department of Health Environmental Laboratory Certification Program, the National Environmental Laboratory Accreditation Program accrediting authority in Florida. The Water Quality Monitoring Certification, FDEP Form 62-701.900(31), prepared in accordance with Rule 62-701.510(8)(a), FAC, is presented in **Appendix A**. Sampling Records for each well are presented in **Appendix B**. An electronic copy of the analytical report is presented in **Appendix C**.

Analysis of groundwater samples included parameters listed in Rule 62-701.730(8)(c), FAC.

FIELD TEST RESULTS

Static water levels were collected from each monitoring well prior to purging and the results are presented in **Table 7**. Static water levels collected during the December 6, 2022 resampling event are presented in **Table 8**. The groundwater contour map is presented in **Figure 2**. Review of the groundwater elevations revealed a northerly groundwater flow direction, which is generally consistent with the historical flow direction for the site.

A summary of the groundwater monitoring data field observations is presented below and are presented in **Table 9**:

- The pH value of samples collected from the Pasco County Class I Landfill background well 2MW2 (4.72 SU) was below the FDEP acceptable Secondary Drinking Water Standards (SWDS) range of 6.5-8.5 SU.
- The pH value of samples collected from the Pasco County Class I Landfill detection well 2MW24S (6.45 SU) was below the FDEP acceptable Secondary Drinking Water Standards (SWDS) range of 6.5-8.5 SU.
- The pH value of samples collected from the Pasco County Class III Landfill detection well 4MW21 (5.35 SU) was below the FDEP acceptable Secondary Drinking Water Standards (SWDS) range of 6.5-8.5 SU.
- All other monitoring wells were within the acceptable SDWS range during the October 2022 sampling event.

These results are consistent with historical data for the site.

ANALYTICAL RESULTS

A summary of the detected groundwater monitoring results is presented in **Table 9**. In accordance with Chapter 62-701, FAC, groundwater results were compared to the Primary Drinking Water Standards (PDWS) and SDWS established in Chapter 62-550, FAC and incorporated via reference in Chapter 62-520, FAC. Chapter 62-777, FAC states the Groundwater Cleanup Target Levels (GCTLs) are default cleanup criteria that apply to site rehabilitation and they are not to be construed to create any new water quality standards pursuant to Chapters 62-302, 62-520, or 62-550, FAC (see Rules 62-777.150(7) and 62-777.170(1)(a) and (b), FAC). Furthermore, per Rule 62-701.510(6)(c)2, FAC, CTLs (only incorporated into Chapter 62-701, FAC via reference to Chapter 62-780, FAC in Rule 62-701.510(7)(c), FAC) are only applicable to solid waste facilities outside of the zone of discharge. Therefore, comparison of the water quality results to GCTLs is not applicable and is not generally provided in this report.

There were no exceedances of the PDWS during this monitoring event. However, there were exceedances of the SDWS identified during this monitoring event. These included pH and iron. A description of the iron exceedance is presented in the following subsection (pH was discussed above).

Iron

Laboratory test results from the groundwater samples indicate the SDWS of 300 micrograms per liter for iron was exceeded in Pasco County Class I Landfill detection wells 2MW17S and 2MW26D; and Pasco County Class III Landfill detection well 4MW23 during the October 2022 sampling event.

Accordingly, confirmation sampling of these wells was performed on December 6, 2022, in accordance with Rule 62-701.510(6)(a), FAC to verify these results. The resampling results were 2MW17S (200 ug/L), 2MW26D (26 U ug/L), and 4MW23 (790 ug/L).Therefore, an exceedance was confirmed in the Pasco County Class II Landfill detection piezometer 4MW23.

Elevated iron concentrations above the GCTL is consistent with historical data for the site and the larger region as a whole; both up gradient and downgradient wells have observed slightly elevated concentrations in previous sampling events.

Laboratory Error

Laboratory test results from the groundwater samples indicated that the Appendix I 8260 VOCs testing for the Pasco County Class 1 Landfill background well 2MW27D occurred outside of the allowed holding time. Additionally, Nitrate testing for Pasco County Class II Landfill compliance well 4MW5; and Pasco County Class III Landfill piezometer 4MW3A occurred outside of holding time.

Resampling of these wells was performed on December 6, 2022, in accordance with Rule 62-701.510(6)(a), FAC to verify results. The resampling results for Appendix I 8260 VOCs were 2MW27D (0.25 U); therefore, confirming there was no exceedances for Appendix I 8260 VOCs. The resampling results for Nitrate were 4MW5 (0.73 mg/L) and 4MW3A (0.084 U mg/L); therefore, confirming there was no exceedances at these groundwater monitoring wells for Nitrate. Resampling results can be found in **Table 9**.

Table 7. Groundwater Elevation Measurements, October 2022 Pasco County Resource Recovery Facility, Pasco County, FL

Location ID	Top of Casing Elevation (Feet NGVD)	Depth to Water (Feet Below Top of Casing)	October 2022 Groundwater Elevation (Feet NGVD)
Class I			
2MW1	49.95	---	dry
2MW2	56.41	21.60	34.81
2MW4	54.77	---	dry
2MW5	49.17	---	dry
2MW6	56.11	24.40	31.71
2MW13D	52.39	--	dry
2MW15DA	54.71	21.47	33.24
2MW17S	53.42	27.35	26.07
2MW18D	52.75	25.00	27.75
2MW19D	52.25	23.70	28.55
2MW24S	50.37	20.00	30.37
2MW24D	50.55	20.19	30.36
2MW25S	47.84	---	dry
2MW25D	47.87	17.35	30.52
2MW26S	54.16	--	dry
2MW26D	54.13	23.12	31.01
2MW27S	50.44	---	dry
2MW27D	50.32	18.10	32.22
4MW1	50.34	---	dry
4MW2	56.11	21.85	34.26
4MW4	50.81	22.92	27.89
4MW5	49.06	20.35	28.71
4MW6	55.93	23.84	32.09
4MW11D	65.00	33.80	31.20
4MW12D	55.03	24.65	30.38
4MW13D*	54.04	21.30	32.74
4MW14D	52.00	21.21	30.79
4MW27	49.60	17.25	32.35
4MW27D	49.28	17.00	32.28
Class III			
2MW3A	50.01	---	dry
2MW7	52.75	---	dry
2MW8	51.97	---	dry
2MW9	52.29	---	dry
2MW10	52.63	---	dry
4MW3A	52.92	23.07	29.85
4MW7	52.62	22.00	30.62
4MW8	51.87	21.20	30.67
4MW9	52.78	23.35	29.43
4MW21	51.46	21.00	30.46
4MW22	53.44	24.10	29.34
4MW23	53.69	26.00	27.69

Notes:

NGVD = National Geodetic Vertical Datum
MW = Monitoring Well
-- = well observed to be dry during monitoring event
* = well observed to be silted in during monitoring event

Table 8. Groundwater Elevation Measurements, December 2022
Pasco County Resource Recovery Facility, Pasco County, FL

Location ID	Top of Casing Elevation (Feet NGVD)	Depth to Water (Feet Below Top of Casing)	December 2022 Groundwater Elevation (Feet NGVD)
Class I			
2MW26D	54.13	23.96	30.17
2MW27D	50.32	18.86	31.46
4MW5	49.06	21.27	27.79
Class III			
4MW3A	52.92	24.80	28.12
4MW23	53.69	26.85	26.84

Notes:

NGVD = National Geodetic Vertical Datum

MW = Monitoring Well

Table 9. Summary of Groundwater Quality Analytical Results (Detected Parameters Only)
Pasco County Resource Recovery Facility, October 2022

Parameter	Standard	MCL	Units	2MW1	2MW2	2MW3A	2MW4	2MW5	2MW6	2MW13D	2MW15DA	2MW17S	2MW17S Resample	2MW18D	2MW19D	2MW24S	2MW24D	2MW25S
Volatile Organic Compounds																		
cis-1,2-Dichloroethene	PDWS	Missing	ug/L	---	0.25 U	---	---	---	---	---	0.25 U	0.25 U	---	0.25 U	0.25 U	0.25 U	0.25 U	---
Metals																		
Arsenic	PDWS	10	ug/L	---	0.86 U	---	---	---	---	---	1.2 I	0.86 U	---	0.91 I	0.86 U	0.86 U	0.86 U	---
Barium	PDWS	2000	ug/L	---	21	---	---	---	---	---	11	17	---	11	10	24	17.0	---
Beryllium	PDWS	4	ug/L	---	0.20 U	---	---	---	---	---	0.20 U	0.42 I	---	0.20 U	0.20 U	0.20 U	0.20 U	---
Cadmium	PDWS	5	ug/L	---	0.13 I	---	---	---	---	---	0.078 U	0.35 I	---	0.078 U	0.078 U	0.16 I	0.078 U	---
Chromium	PDWS	100	ug/L	---	2.6 U	---	---	---	---	---	2.6 U	4.4 I	---	2.6 U	2.6 U	2.6 U	2.6 U	---
Cobalt	NS	NS	ug/L	---	0.22 U	---	---	---	---	---	0.22 U	1.1	---	0.22 U	0.22 U	0.44 I	0.22 U	---
Copper	SDWS	1000	ug/L	---	1.6 I	---	---	---	---	---	0.90 U	1.3 I	---	0.90 U	0.90 U	0.90 U	0.90 U	---
Iron	SDWS	300	ug/L	---	26 U	---	---	---	---	---	26 U	640	200	67 I	26 U	59 I	26 U	---
Lead	PDWS	15	ug/L	---	0.34 U	---	---	---	---	---	0.34 U	2.0 I	---	0.34 U	0.34 U	0.34 U	0.34 U	---
Mercury	PDWS	2	ug/L	---	0.080 U	---	---	---	---	---	0.080 U	0.32	---	0.080 U	0.080 U	0.080 U	0.080 U	---
Nickel	PDWS	100	ug/L	---	1.8 U	---	---	---	---	---	1.8 U	1.8 U	---	1.8 U	1.8 U	1.8 U	1.8 U	---
Sodium	PDWS	160	mg/L	---	2.2	---	---	---	---	---	3.5	5.6	---	10	6.8	**12 J3**	23	---
Vanadium	NS	NS	ug/L	---	1.8 U	---	---	---	---	---	1.8 I	8.1 I	---	2.2 I	1.9 I	1.8 U	1.8 U	---
General Chemistry																		
Ammonia (N)	NS	NS	mg/L	---	0.10 U	---	---	---	---	---	0.10 U	**0.10 U J3**	---	0.10 U	0.10 U	0.10 U	0.10 U	---
Chloride	SDWS	250	mg/L	---	3.5	---	---	---	---	---	5.8	20	---	29	18	29	49	---
Nitrate (N)	PDWS	10	mg/L	---	1.4	---	---	---	---	---	0.53	3.2	---	0.94	0.51	2	1.7	---
Total Dissolved Solids (TDS)	SDWS	500	mg/L	---	62	---	---	---	---	---	170	260	---	270	260	310	340	---
Field Parameters																		
Specific Conductance	NS	NS	uS/cm	---	62	---	---	---	---	---	311.0	485	436	477	475	312.0	537	---
Dissolved Oxygen	NS	NS	mg/L	---	6.04	---	---	---	---	---	3.63	1.66	1.62	3.12	0.93	3.93	0.54	---
pH	SDWS	6.5-8.5	SU	---	**4.72**	---	---	---	---	---	7.55	7.15	7.72	7.26	7.20	**6.45**	7.32	---
Temperature, Water	NS	NS	Degrees C	---	25.31	---	---	---	---	---	32.2	25.49	26.46	25.34	25.75	27.11	27.78	---
Turbidity	NS	NS	NTU	---	3.42	---	---	---	---	---	4.6	15.10	36.80	8.43	0.35	8.77	0.20	---

Notes:
1. PDWS = Primary Drinking Water Standard (62-550 F.A.C.)
2. SDWS = Secondary Drinking Water Standard (62-550 F.A.C.)
3. NS = No numeric standard has been set for this analyte.
4. mg/L = milligrams per liter
5. ug/L = micrograms per liter
6. us/cm = microSiemens per centimeter
7. % Sat. = percent saturation
8. SU = standard units
9. Degrees C = degrees Celsius
10. NTU = nephelometric turbidity units
11. Yellow shaded values indicate parameter concentrations exceeded the PDWS or SDWS.
12. U = Indicates that the compound was analyzed for but not detected.
14. I = The reported value is between the laboratory method detection limit and the laboratory practical quantitiaion limit.
15. J3 = Estiamted value; value may not be accuate. Spike recovery or RPD outside of cirteria.
16. MCL = Maximum Contaminant Level
17. Q = Sample held beyond acceptable holding time.
18. -- = Not Analyzed
19. MCL = Maximum Contaminant Level.
20. Resampling occurred on December 6, 2022.

Table 9. Summary of Groundwater Quality Analytical Results (Detected Parameters Only)
Pasco County Resource Recovery Facility, October 2022

Parameter	Standard	MCL	Units	2MW25D	2MW26S	2MW26D	2MW26D Resample	2MW27S	2MW27D	2MW27D Resample	4MW1	4MW2	4MW4	4MW5	4MW5 Resample	4MW6	4MW11D	4MW12D
Volatile Organic Compounds																		
cis-1,2-Dichloroethene	PDWS	Missing	ug/L	0.25 U	---	0.25 U	---	---	0.25 U Q	0.25 U	---	0.25 U	0.25 U	0.25 U	---	0.25 U	0.25 U	0.25 U
Metals																		
Arsenic	PDWS	10	ug/L	0.86 U	---	0.86 U	---	---	0.86 U	---	---	1.2 I	0.86 U	1.1 I	---	0.86 U	0.96 I	0.94 I
Barium	PDWS	2000	ug/L	20.0	---	18	---	---	24	---	---	6.3	8.5	10	---	4.8 I	15	7.4
Beryllium	PDWS	4	ug/L	0.20 U	---	0.20 U	---	---	0.20 U	---	---	0.20 U	0.20 U	0.20 U	---	0.20 U	0.20 U	0.20 U
Cadmium	PDWS	5	ug/L	0.080 I	---	0.078 U	---	---	0.078 U	---	---	0.078 U	0.090 I	0.078 U	---	0.078 U	0.16 I	0.085 I
Chromium	PDWS	100	ug/L	2.6 U	---	2.6 U	---	---	2.6 U	---	---	2.6 U	2.6 U	2.6 U	---	2.6 U	2.6 U	2.6 U
Cobalt	NS	NS	ug/L	0.22 U	---	0.22 U	---	---	0.22 U	---	---	0.22 U	0.22 U	0.22 U	---	0.22 U	0.22 U	0.22 U
Copper	SDWS	1000	ug/L	0.90 U	---	3.1 I	---	---	0.90 U	---	---	0.90 U	0.90 U	0.90 U	---	0.90 U	2.5 I	0.90 U
Iron	SDWS	300	ug/L	26 U	---	320	26 U	---	26 U	---	---	26 U	41 I	120	---	26 U	200	26 U
Lead	PDWS	15	ug/L	0.34 U	---	0.34 U	---	---	0.34 U	---	---	0.34 U	0.34 U	0.34 U	---	0.34 U	0.48 I	0.34 U
Mercury	PDWS	2	ug/L	0.080 U	---	0.080 U	---	---	0.080 U	---	---	0.080 U	0.080 U	0.080 U	---	0.080 U	0.080 U	0.080 U
Nickel	PDWS	100	ug/L	1.9 I	---	2.3 I	---	---	2.5 I	---	---	1.8 U	1.8 U	1.8 U	---	1.8 U	1.8 U	1.8 U
Sodium	PDWS	160	mg/L	31	---	27	---	---	43	---	---	2.9	5.7	24	---	2.6	28	7.1
Vanadium	NS	NS	ug/L	1.8 U	---	1.8 U	---	---	1.8 U	---	---	5.2 I	2.5 I	1.8 I	---	3.6 I	2.0 I	1.8 U
General Chemistry																		
Ammonia (N)	NS	NS	mg/L	0.10 U	---	0.10 U	---	---	0.10 U	---	---	0.10 U	0.10 U	0.10 U	---	0.10 U	0.10 U	0.10 U
Chloride	SDWS	250	mg/L	61	---	53	---	---	75	---	---	4.7	17	55	---	3.8	110	27
Nitrate (N)	PDWS	10	mg/L	1.5	---	0.59	---	---	1.5	---	---	0.73	0.65	0.99 Q	0.73	0.83	1.1	1.1
Total Dissolved Solids (TDS)	SDWS	500	mg/L	400	---	360	---	---	400	---	---	170	230	320	---	92	440	210
Field Parameters																		
Specific Conductance	NS	NS	uS/cm	621	---	551	526	---	647	639	---	190	409	555	526	153	719	404
Dissolved Oxygen	NS	NS	mg/L	0.23	---	0.68	1.44	---	0.32	3.4	---	1.68	2.03	2.04	3.68	5.39	1.95	2.88
pH	SDWS	6.5-8.5	SU	7.16	---	7.37	7.62	---	7.26	7.41	---	7.74	7.23	7.23	7.50	8.05	7.22	7.38
Temperature, Water	NS	NS	Degrees C	29.37	---	28.04	26.35	---	25.10	24.66	---	24.01	25.61	24.16	24.10	25.90	30.22	26.11
Turbidity	NS	NS	NTU	0.02	---	0.03	0.02	---	2.31	2.54	---	2.0	1.87	1.87	0.02	1.61	9.54	1.03

Notes:
1. PDWS = Primary Drinking Water Standard (62-550 F.A.C.)
2. SDWS = Secondary Drinking Water Standard (62-550 F.A.C.)
3. NS = No numeric standard has been set for this analyte.
4. mg/L = milligrams per liter
5. ug/L = micrograms per liter
6. us/cm = microSiemens per centimeter
7. % Sat. = percent saturation
8. SU = standard units
9. Degrees C = degrees Celsius
10. NTU = nephelometric turbidity units
11. Yellow shaded values indicate parameter concentrations exceeded the PDWS or SDWS.
12. U = Indicates that the compound was analyzed for but not detected.
14. I = The reported value is between the laboratory method detection limit and the laboratory practical quantitiaion limit.
15. J3 = Estiamted value; value may not be accuate. Spike recovery or RPD outside of cirteria.
16. MCL = Maximum Contaminant Level
17. Q = Sample held beyond acceptable holding time.
18. -- = Not Analyzed
19. MCL = Maximum Contaminant Level.
20. Resampling occurred on December 6, 2022.

Table 9. Summary of Groundwater Quality Analytical Results (Detected Parameters Only)
Pasco County Resource Recovery Facility, October 2022

Parameter	Standard	MCL	Units	4MW13D	4MW14D	4MW27	4MW27D
Volatile Organic Compounds							
cis-1,2-Dichloroethene	PDWS	Missing	ug/L	---	0.25 U	0.25 U	0.25 I
Metals							
Arsenic	PDWS	10	ug/L	---	0.86 I	0.86 U	0.86 U
Barium	PDWS	2000	ug/L	---	13	24	9.7
Beryllium	PDWS	4	ug/L	---	0.20 U	0.20 U	0.20 U
Cadmium	PDWS	5	ug/L	---	0.078 U	0.085 I	0.078 U
Chromium	PDWS	100	ug/L	---	2.6 U	2.6 U	2.6 U
Cobalt	NS	NS	ug/L	---	0.22 U	0.22 U	0.22 U
Copper	SDWS	1000	ug/L	---	0.90 U	0.90 U	0.90 U
Iron	SDWS	300	ug/L	---	200	26 U	81 I
Lead	PDWS	15	ug/L	---	0.34 U	0.34 U	0.34 U
Mercury	PDWS	2	ug/L	---	0.080 U	0.080 U	0.080 U
Nickel	PDWS	100	ug/L	---	1.8 U	2.4 I	1.8 U
Sodium	PDWS	160	mg/L	---	11	42	3.7
Vanadium	NS	NS	ug/L	---	1.8 U	33	1.8 U
General Chemistry							
Ammonia (N)	NS	NS	mg/L	---	0.10 U	0.10 U	0.10 U
Chloride	SDWS	250	mg/L	---	34	81	4.5
Nitrate (N)	PDWS	10	mg/L	---	0.88	0.67	0.32
Total Dissolved Solids (TDS)	SDWS	500	mg/L	---	240	370	200
Field Parameters							
Specific Conductance	NS	NS	uS/cm	---	431.0	505	271.0
Dissolved Oxygen	NS	NS	mg/L	---	2.51	2.14	0.99
pH	SDWS	6.5-8.5	SU	---	7.42	7.71	7.71
Temperature, Water	NS	NS	Degrees C	---	28.25	25.08	24.64
Turbidity	NS	NS	NTU	---	8.23	2.90	0.23

Notes:
1. PDWS = Primary Drinking Water Standard (62-550 F.A.C.)
2. SDWS = Secondary Drinking Water Standard (62-550 F.A.C.)
3. NS = No numeric standard has been set for this analyte.
4. mg/L = milligrams per liter
5. ug/L = micrograms per liter
6. us/cm = microSiemens per centimeter
7. % Sat. = percent saturation
8. SU = standard units
9. Degrees C = degrees Celsius
10. NTU = nephelometric turbidity units
11. Yellow shaded values indicate parameter concentrations exceeded the PDWS or SDWS.
12. U = Indicates that the compound was analyzed for but not detected.
14. I = The reported value is between the laboratory method detection limit and the laboratory practical quantitiaion limit.
15. J3 = Estiamted value; value may not be accuate. Spike recovery or RPD outside of cirteria.
16. MCL = Maximum Contaminant Level
17. Q = Sample held beyond acceptable holding time.
18. -- = Not Analyzed
19. MCL = Maximum Contaminant Level.
20. Resampling occurred on December 6, 2022.

Table 9. Summary of Groundwater Quality Analytical Results (Detected Parameters Only)
Pasco County Resource Recovery Facility, October 2022

Parameter	Standard	MCL	Units	2MW7	2MW8	2MW9	2MW10	4MW3A	4MW3A Resample	4MW7	4MW8	4MW9	4MW21	4MW22	4MW23	4MW23 Resample
Volatile Organic Compounds																
cis-1,2-Dichloroethene	PDWS	Missing	ug/L	---	---	---	---	0.25 U	---	0.25 U	0.25 U	0.25 U	0.25 U	0.25 U	0.25 U	---
Metals																
Arsenic	PDWS	10	ug/L	---	---	---	---	0.92 I	---	0.86 U	0.86 U	0.95 I	0.86 U	0.86 U	2.6 I	---
Barium	PDWS	2000	ug/L	---	---	---	---	9.9	---	8.3	16	9.2	10	11	11	---
Beryllium	PDWS	4	ug/L	---	---	---	---	0.20 U	---	0.20 U	0.20 U	0.20 U	0.28 I	0.20 U	0.20 U	---
Cadmium	PDWS	5	ug/L	---	---	---	---	0.078 U	---	0.10 I	0.078 U	0.078 U	1.3	0.10 I	0.078 U	---
Chromium	PDWS	100	ug/L	---	---	---	---	2.6 U	---	2.6 U	2.6 U	2.6 U	2.6 U	2.6 U	2.6 U	---
Cobalt	NS	NS	ug/L	---	---	---	---	0.22 U	---	0.22 U	0.22 U	0.22 U	1.3	0.22 U	0.22 U	---
Copper	SDWS	1000	ug/L	---	---	---	---	0.90 U	---	0.90 U	0.90 U	0.90 U	0.90 U	0.90 U	0.90 U	---
Iron	SDWS	300	ug/L	---	---	---	---	130	---	170	26 U	26 U	26 U	26 U	510	**790**
Lead	PDWS	15	ug/L	---	---	---	---	3.4 U	---	0.34 U	0.34 U	0.34 U	0.34 U	0.34 U	0.34 U	---
Mercury	PDWS	2	ug/L	---	---	---	---	0.080 U	---	0.080 U	0.080 U	0.080 U	0.080 U	0.080 U	0.080 U	---
Nickel	PDWS	100	ug/L	---	---	---	---	1.8 U	---	1.8 U	1.8 U	1.8 U	1.8 U	1.8 U	1.9 I	---
Sodium	PDWS	160	mg/L	---	---	---	---	10	---	4.6	4.4	11	5.6	6.4	29	---
Vanadium	NS	NS	ug/L	---	---	---	---	1.8 U	---	1.8 U	1.8 U	1.8 U	2.0 I	1.8 U		---
General Chemistry																
Ammonia (N)	NS	NS	mg/L	---	---	---	---	0.10 I	---	0.10 U	0.10 U	0.10 U	0.10 U	0.10 U	0.11 I	---
Chloride	SDWS	250	mg/L	---	---	---	---	22	---	13	11	27	8.3	15	61	---
Nitrate (N)	PDWS	10	mg/L	---	---	---	---	0.34 Q	0.084 U	0.73	0.32	0.69	7.5	0.65	0.36	---
Total Dissolved Solids (TDS)	SDWS	500	mg/L	---	---	---	---	240	---	200	170	230	70	260	280	---
Field Parameters																
Specific Conductance	NS	NS	uS/cm	---	---	---	---	423	394	340	371	434	151	468	540	513
Dissolved Oxygen	NS	NS	mg/L	---	---	---	---	1.24	4.62	2.86	0.69	1.16	5.01	0.81	0.66	0.75
pH	SDWS	6.5-8.5	SU	---	---	---	---	7.22	7.77	7.43	7.21	7.27	**5.35**	7.17	7.5	8.23
Temperature, Water	NS	NS	Degrees C	---	---	---	---	24.01	23.82	25.62	23.56	24.78	26.21	25.90	27.00	25.68
Turbidity	NS	NS	NTU	---	---	---	---	2.28	0.02	28.1	2.79	3.31	1.92	6.81	7.11	8.52

Notes:
1. PDWS = Primary Drinking Water Standard (62-550 F.A.C.)
2. SDWS = Secondary Drinking Water Standard (62-550 F.A.C.)
3. NS = No numeric standard has been set for this analyte.
4. mg/L = milligrams per liter
5. ug/L = micrograms per liter
6. us/cm = microSiemens per centimeter
7. % Sat. = percent saturation
8. SU = standard units
9. Degrees C = degrees Celsius
10. NTU = nephelometric turbidity units
11. Yellow shaded values indicate parameter concentrations exceeded the PDWS or SDWS.
12. U = Indicates that the compound was analyzed for but not
14. I = The reported value is between the laboratory method
15. --- = Parameter not sampled for detection limit and the laboratory practical quantitiaion limit.
15. J3 = Estiamted value; value may not be accuate. Spike recovery or RPD outside of cirteria.
16. MCL = Maximum Contaminant Level
17. Q = Sample held beyond acceptable holding time.
18. -- = Not Analyzed
19. MCL = Maximum Contaminant Level.
20. Resampling occurred on December 6, 2022.

4 CONCLUSION

The information provided in this report indicates there were no exceedances of the PDWS during this monitoring event. However, exceedances of the SDWS were identified at the site. This included pH and iron in both the Pasco County Class I and Class III Landfills. The detected concentrations were consistent with historical data for the site, and no trends were noted.

Confirmed iron concentration exceeding the SDWS at Pasco County Class III Landfill piezometer 4MW23. Iron concentrations will continue to be monitored during subsequent monitoring events.

An elevated level of nitrate was reported for groundwater monitoring well 2MW17S during the First 2022 Semi-Annual Report submitted to FDEP on July 1, 2022. The observed level of nitrate in groundwater monitoring well 2MW17S during this sampling event was below the PDWS.

Due to dry conditions, a large number of the surficial aquifer wells were dry, indicating that no surficial aquifer was present. Consequently, these wells were unable to be sampled.

Pasco County will continue to perform routine semiannual monitoring in general accordance with the facility's license.

Appendix A

FDEP Water Quality Monitoring Certification Form

Florida Department of Environmental Protection

Bob Martinez Center
2600 Blair Stone Road
Tallahassee, Florida 32399-2400

DEP Form #: 62-701.900(31), F.A.C
Form Title: Water Quality Monitoring Certification
Effective Date: January 6, 2010
Incorporated in Rule 62-701.510(9), F.A.C.

WATER QUALITY MONITORING CERTIFICATION

PART I GENERAL INFORMATION

(1) Facility Name PASCO COUNTY RESOURCE RECOVERY

Address 14230 HAYS ROAD

City SPRING HILL Zip 34610 County PASCO

Telephone Number (813) 280-8340

(2) WACS Facility ID 45799

(3) DEP Permit Number PA87-23

(4) Authorized Representative's Name Timothy Treshler Title Sr. Program Manager - Solid Waste

Address 14230 Hays Rd

City Spring Hill Zip 34610 County Pasco

Telephone Number (813) 280-8340

Email address (if available) ttreshler@pascocountyfl.net

CERTIFICATION

I certify under penalty of law that I have personally examined and am familiar with the information submitted in this document and all attachments and that, based on my inquiry of those individuals immediately responsible for obtaining the information, I believe that the information is true, accurate, and complete. I am aware that there are significant penalties for submission of false information including the possibility of fine and imprisonment.

1/3/2023 (Date)

Timothy Treshler (Owner or Authorized Representative's Signature)

Digitally signed by Timothy Treshler
Date: 2023.01.03 08:36:02 -05'00'

PART II QUALITY ASSURANCE REQUIREMENTS

Sampling Organization Eurofins Environment Testing Southeast, LLC

Analytical Lab NELAC / HRS Certification # E84282, E81005

Lab Name Eurofins Tampa

Address 6712 Benjamin Road Suite 100, Tampa, FL33634

Phone Number (813) 280-8340

Email address (if available) Jess.Hornsby@et.eurofinsus.com

Appendix B

Sampling Records

Form FD 9000-8: **FIELD INSTRUMENT CALIBRATION RECORDS**

INSTRUMENT (MAKER/MODEL#) HACH_2100Q **INSTRUMENT #** Rental (27560)

PARAMETER:

☐ TEMPERATURE ☐ CONDUCTIVITY ☐ SALINITY ☐ pH ☑ ORP

☑ TURBIDITY ☐ RESIDUAL Cl ☐ DO ☐ OTHER _____

STANDARDS: [Specify the type(s) of standards used for calibration, the origin of the standard, the standard values, and the date the standards were prepared or purchased]

Standard A 10 NTU, 08/23, A2124
Standard B 20 NTU, 08/23, A2131
Standard C 100 NTU, 08/23, A2129
Standard D 800 NTU, 08/23, A2133
Standard E 240 mV, 06/23, 2GI207

DATE (YY/MM/DD)	TIME (hr:min)	STD (A, B, C, D, E)	STD VALUE	INSTRUMENT RESPONSE	% DEV	CALIBRATED (YES, NO)	TYPE (INIT, CONT)	SAMPLER INITIALS
22/10/24	9:26	A	10	9	10	No	Cont	DD
22/10/24	9:29	B	20	21.2	6	No	Cont	DD
22/10/24	9:32	C	100	98.2	1.8	No	Cont	DD
22/10/24	9:35	D	800	784	2	No	Cont	DD
22/10/24	9:23	E	240	243.2	1.3	No	Cont	DD
22/10/25	7:54	A	10	10.1	1	No	Cont	DD
22/10/25	7:57	B	20	21	5	No	Cont	DD
22/10/25	8:00	C	100	97.6	2.4	No	Cont	DD
22/10/25	8:03	D	800	830	3.8	No	Cont	DD
22/10/25	7:51	E	240	257	7.1	No	Cont	DD
22/10/26	7:46	A	10	9.71	2.9	No	Cont	DD
22/10/26	7:49	B	20	20.7	3.5	No	Cont	DD
22/10/26	7:52	C	100	99.4	0.6	No	Cont	DD
22/10/26	7:55	D	800	812	1.5	No	Cont	DD
22/10/26	7:43	E	240	247	2.9	No	Cont	DD
22/10/27	8:13	A	10	10.2	2	No	Cont	DD
22/10/27	8:16	B	20	19.8	1	No	Cont	DD
22/10/27	8:19	C	100	99.6	1	No	Cont	DD
22/10/27	8:22	D	800	813	1.6	No	Cont	DD
22/10/27	8:10	E	240	253	5.4	No	Cont	DD
22/10/27	15:07	A	10	10.2	2	No	Cont	DD
22/10/27	15:10	B	20	20.1	0.5	No	Cont	DD
22/10/27	15:13	C	100	98.3	1.7	No	Cont	DD
22/10/27	15:16	D	800	797	0.4	No	Cont	DD
22/10/27	15:04	E	240	249	3.8	No	Cont	DD

Form FD 9000-8: **FIELD INSTRUMENT CALIBRATION RECORDS**

INSTRUMENT (MAKER/MODEL#) Geotech **INSTRUMENT #** Rental (51911)

PARAMETER:

☐ TEMPERATURE ☐ CONDUCTIVITY ☐ SALINITY ☐ pH ☑ ORP

☑ TURBIDITY ☐ RESIDUAL Cl ☐ DO ☐ OTHER _____

STANDARDS: [Specify the type(s) of standards used for calibration, the origin of the standard, the standard values, and the date the standards were prepared or purchased]

Standard A 10 NTU, 12/23, 43d
Standard B 20 NTU, 12/23, 43d
Standard C 100 NTU, 12/23, 43d
Standard D 800 NTU, 12/23, 43d
Standard E 240 mV, 02/23, 2GE596

DATE (YY/MM/DD)	TIME (hr:min)	STD (A, B, C, D, E)	STD VALUE	INSTRUMENT RESPONSE	% DEV	CALIBRATED (YES, NO)	TYPE (INIT, CONT)	SAMPLER INITIALS
22/10/25	8:10	A	10	9.8	2	No	Cont	FH
22/10/25	8:13	B	20	21.2	6	No	Cont	FH
22/10/25	8:16	C	100	102	2	No	Cont	FH
22/10/25	8:19	D	800	829	3.6	No	Cont	FH
22/10/25	8:07	E	240	235.8	1.7	No	Cont	FH
22/10/26	8:00	A	10	9.7	3	No	Cont	FH
22/10/26	8:03	B	20	20.5	2.5	No	Cont	FH
22/10/26	8:06	C	100	104	4	No	Cont	FH
22/10/26	8:09	D	800	830	3.8	No	Cont	FH
22/10/26	7:57	E	240	230.1	4.1	No	Cont	FH

Form FD9000-8 CALIBRATION LOG (FDEP SOP FT 1000-FT 1500, FD 1000-FD 4000)

Project/Site: Pasco County Date: 10/24/2022 - 10/26/2022 Meter # Rental (16702)

Temperature (Quarterly) For Date of Last Temperature Verification see _____ in log book _____

Dissolved Oxygen	DEP SOP FT 1500	Initials	Date	Time	Probe Charge	Probe Gain	mg/L	Temp °C	% DO	Saturation mg/l (from chart)	Pass or Fail
										Acceptance Criteria	+/- 0.3 mg/L
CAL (ICV) CCV		DD	10/24/2022	9:05			8.9	21.5	101	8.829	(P) F
CAL ICV (CCV)		DD	10/25/2022	7:33			9.02	21.6	102.5	8.812	(P) F
CAL ICV (CCV)		DD	10/26/2022	7:25			8.73	22.7	101	8.627	(P) F
CAL ICV CCV											P F
CAL ICV CCV											P F
CAL ICV CCV											P F

Specific Conductance	DEP SOP FT 1200	Initials	Date	Time	Standard µmhos/cm	EXP. Date	Lot #	Bottle #	Cell Constant	Reading µmhos/cm	Pass or Fail
										Acceptance Criteria	+/- 5% mg/L
CAL (ICV) CCV		DD	10/24/2022	9:08	84	01/23	CC22195			88	(P) F
CAL (ICV) CCV		DD	10/24/2022	9:11	1413	06/23	2GF806			1370	(P) F
CAL ICV (CCV)		DD	10/25/2022	7:36	84	01/23	CC22195			87	(P) F
CAL ICV (CCV)		DD	10/25/2022	7:39	1413	06/23	2GF806			1480	(P) F
CAL ICV (CCV)		DD	10/26/2022	7:28	84	01/23	CC22195			81	(P) F
CAL ICV (CCV)		DD	10/26/2022	7:31	1413	06/23	2GF806			1372	(P) F
CAL ICV CCV											P F

pH	DEP SOP FT 1100	Initials	Date	Time	Standard SU	EXP. Date	Lot #	Bottle #	Slope	Reading SU	Pass or Fail
										Acceptance Criteria	+/- 0.2 SU
CAL (ICV) CCV		DD	10/24/2022	9:14	7	07/24	2GG042			7.05	(P) F
CAL (ICV) CCV		DD	10/24/2022	9:17	4	06/24	2GF467			4.02	(P) F
CAL (ICV) CCV		DD	10/24/2022	9:20	10	04/24	2GD020			9.98	(P) F
CAL ICV (CCV)		DD	10/25/2022	7:42	7	07/24	2GG042			7.04	(P) F
CAL ICV (CCV)		DD	10/25/2022	7:45	4	06/24	2GF467			3.98	(P) F
CAL ICV (CCV)		DD	10/25/2022	7:48	10	04/24	2GD020			10.03	(P) F
CAL ICV (CCV)		DD	10/26/2022	7:34	7	07/24	2GG042			7.12	(P) F
CAL ICV (CCV)		DD	10/26/2022	7:37	4	06/24	2GF467			4.09	(P) F
CAL ICV (CCV)		DD	10/26/2022	7:40	10	04/24	2GD020			9.99	(P) F

Maintanence: Weekly pH Slope: _____ Specific conductance probe cleaned? Yes No Dissolved Oxygen Membrane Changed? Yes No

Notes:

Page _____

Form FD9000-8 CALIBRATION LOG (FDEP SOP FT 1000-FT 1500, FD 1000-FD 4000)

Project/Site: Pasco County Date: 10/27/2022 Meter # Rental (16702)

Temperature (Quarterly) For Date of Last Temperature Verification see _____ in log book _____

Dissolved Oxygen	DEP SOP FT 1500	Initials	Date	Time	Probe Charge	Probe Gain	mg/L	Temp °C	% DO	Saturation mg/l (from chart)	Pass or Fail
										ACCeptance Criteria	+/- 0.3 mg/L
CAL ICV CCV		DD	10/27/2022	7:52			8.59	23.9	102	8.434	P F
CAL ICV CCV		DD	10/27/2022	14:46			8.1	27.5	102.1	7.898	P F
CAL ICV CCV											P F
CAL ICV CCV											P F
CAL ICV CCV											P F
CAL ICV CCV											P F

Specific Conductance	DEP SOP FT 1200	Initials	Date	Time	Standard µmhos/cm	EXP. Date	Lot #	Bottle #	Cell Constant	Reading µmhos/cm	Pass or Fail
									ACCeptance Criteria		+/- 5% mg/L
CAL ICV CCV		DD	10/27/2022	7:55	84	01/23	CC22195			82	P F
CAL ICV CCV		DD	10/27/2022	7:58	1413	06/23	2GF806			1379	P F
CAL ICV CCV		DD	10/27/2022	14:49	84	01/23	CC22195			83	P F
CAL ICV CCV		DD	10/27/2022	14:52	1413	06/23	2GF806			1382	P F
CAL ICV CCV											P F
CAL ICV CCV											P F
CAL ICV CCV											P F

pH	DEP SOP FT 1100	Initials	Date	Time	Standard SU	EXP. Date	Lot #	Bottle #	Slope	Reading SU	Pass or Fail
									ACCeptance Criteria		+/- 0.2 SU
CAL ICV CCV		DD	10/27/2022	8:01	7	07/24	2GG042			7.07	P F
CAL ICV CCV		DD	10/27/2022	8:04	4	06/24	2GF467			4.11	P F
CAL ICV CCV		DD	10/27/2022	8:07	10	04/24	2GD020			9.95	P F
CAL ICV CCV		DD	10/27/2022	14:55	7	07/24	2GG042			7.05	P F
CAL ICV CCV		DD	10/27/2022	14:58	4	06/24	2GF467			4.11	P F
CAL ICV CCV		DD	10/27/2022	15:01	10	04/24	2GD020			10.1	P F
CAL ICV CCV											P F
CAL ICV CCV											P F
CAL ICV CCV											P F

Maintanence: Weekly pH Slope: _____ Specific conductance probe cleaned? Yes No Dissolved Oxygen Membrane Changed? Yes No

Notes:

Page _____

Form FD9000-8 CALIBRATION LOG (FDEP SOP FT 1000-FT 1500, FD 1000-FD 4000)

Project/Site: Pasco County Date: 10/25/2022 - 10/26/2022 Meter # Rental (20137)

Temperature (Quarterly) For Date of Last Temperature Verification see _____ in log book _____

Dissolved Oxygen	DEP SOP FT 1500	Initials	Date	Time	Probe Charge	Probe Gain	mg/L	Temp °C	% DO	Saturation mg/l (from chart)	Pass or Fail
										Acceptance Criteria	+/- 0.3 mg/L
CAL (ICV) CCV		FH	10/25/2022	7:49			9.06	20.9	101.8	8.932	(P) F
CAL ICV (CCV)		FH	10/26/2022	7:39			8.51	23.8	100.5	8.45	(P) F
CAL ICV CCV											P F
CAL ICV CCV											P F
CAL ICV CCV											P F
CAL ICV CCV											P F

Specific Conductance	DEP SOP FT 1200	Initials	Date	Time	Standard µmhos/cm	EXP. Date	Lot #	Bottle #	Cell Constant	Reading µmhos/cm	Pass or Fail
										Acceptance Criteria	+/- 5% mg/L
CAL (ICV) CCV		FH	10/25/2022	7:52	84	01/23	CC22195			87	(P) F
CAL (ICV) CCV		FH	10/25/2022	7:55	1413	06/23	2GF806			1373	(P) F
CAL ICV (CCV)		FH	10/26/2022	7:42	84	01/23	CC22195			87	(P) F
CAL ICV (CCV)		FH	10/26/2022	7:45	1413	06/23	2GF806			1364	(P) F
CAL ICV CCV											P F
CAL ICV CCV											P F
CAL ICV CCV											P F

pH	DEP SOP FT 1100	Initials	Date	Time	Standard SU	EXP. Date	Lot #	Bottle #	Slope	Reading SU	Pass or Fail
										Acceptance Criteria	+/- 0.2 SU
CAL (ICV) CCV		FH	10/25/2022	7:58	7	09/24	2GI304			7.15	(P) F
CAL (ICV) CCV		FH	10/25/2022	8:01	4	07/24	2GG184			4.13	(P) F
CAL (ICV) CCV		FH	10/25/2022	8:04	10	04/24	2GD020			10.1	(P) F
CAL ICV (CCV)		FH	10/26/2022	7:48	7	09/24	2GI304			7.19	(P) F
CAL ICV (CCV)		FH	10/26/2022	7:51	4	07/24	2GG184			4.11	(P) F
CAL ICV (CCV)		FH	10/26/2022	7:54	10	04/24	2GD020			10.05	(P) F
CAL ICV CCV											P F
CAL ICV CCV											P F
CAL ICV CCV											P F

Maintanence: Weekly pH Slope: _____ Specific conductance probe cleaned? Yes No Dissolved Oxygen Membrane Changed? Yes No

Notes:

Page _____

Form FD 9000-24

GROUNDWATER SAMPLING LOG

SITE NAME:	PASCO COUNTY RESOURCE RECOVERY	SITE LOCATION:	14230 Hays Rd, Spring Hill, FL 34610
WELL NO: 4MW-27D	SAMPLE ID: 4MW-27D	DATE: 25 Oct-2022	

PURGING DATA

WELL DIAMETER (inches):	TUBING DIAMETER (inches):	WELL SCREEN INTERVAL	STATIC DEPTH TO WATER (feet):	PURGE PUMP TYPE OR BAILER:
4	3/16	DEPTH: 146 feet to 156 feet	17.00	PP

WELL VOLUME PURGE: 1 WELL VOLUME = (TOTAL WELL DEPTH – STATIC DEPTH TO WATER) X WELL CAPACITY
(only fill out if applicable)

= (feet – feet) X gallons/foot = gallons

EQUIPMENT VOLUME PURGE: 1 EQUIPMENT VOL. = PUMP VOLUME + (TUBING CAPACITY X TUBING LENGTH) + FLOW CELL VOLUME
(only fill out if applicable)

= 0 gallons + (0.0014 gallons/foot X 157 feet) + 0.09 gallons = 0.929 gallons

INITIAL PUMP OR TUBING DEPTH IN WELL (feet):	FINAL PUMP OR TUBING DEPTH IN WELL (feet):	PURGING INITIATED AT:	PURGING ENDED AT:	TOTAL VOLUME PURGED (gallons):
151	151	8:45	9:05	1.57

TIME	VOLUME PURGED (gallons)	CUMUL. VOLUME PURGED (gallons)	PURGE RATE (gpm)	DEPTH TO WATER (feet)	pH (standard units)	TEMP. (°C)	COND. (circle units) µmhos/cm or µS/cm	DISSOLVED OXYGEN (circle units) mg/L or % saturation	TURBIDITY (NTUs)	ORP (mV)	COLOR (describe)	ODOR (describe)
9:01	1.25	1.25	0.08	17.00	7.71	24.64	271	1.06/12.8%	0.85	-68.80	Clear	No Odor
9:03	0.16	1.41	0.08	17.00	7.71	24.65	271	1.01/12.2%	0.72	-70.70	Clear	No Odor
9:05	0.16	1.57	0.08	17.00	7.71	24.64	271	0.99/12.0%	0.23	-67.30	Clear	No Odor

WELL CAPACITY (Gallons Per Foot): **0.75"** = 0.02; **1"** = 0.04; **1.25"** = 0.06; **2"** = 0.16; **3"** = 0.37; **4"** = 0.65; **5"** = 1.02; **6"** = 1.47; **12"** = 5.88
TUBING INSIDE DIA. CAPACITY (Gal./Ft.): **1/8"** = 0.0006; **3/16"** = 0.0014; **1/4"** = 0.0026; **5/16"** = 0.004; **3/8"** = 0.006; **1/2"** = 0.010; **5/8"** = 0.016

PURGING EQUIPMENT CODES: **B** = Bailer; **BP** = Bladder Pump; **ESP** = Electric Submersible Pump; **PP =** Peristaltic Pump; **O** = Other (Specify)

SAMPLING DATA

SAMPLED BY (PRINT) / AFFILIATION:	SAMPLER(S) SIGNATURE(S):	SAMPLING INITIATED	SAMPLING ENDED AT:
Fauve Herron/SCS		9:06	9:08

PUMP OR TUBING DEPTH IN WELL (feet):	TUBING MATERIAL CODE:	FIELD-FILTERED: Y (N) Filtration Equipment Type:	FILTER SIZE: µm
151	HDPE + S		

FIELD DECONTAMINATION: PUMP Y (N) TUBING Y (N (replaced)) DUPLICATE: Y (N)

SAMPLE CONTAINER SPECIFICATION				SAMPLE PRESERVATION			INTENDED ANALYSIS AND/OR METHOD	SAMPLING EQUIPMENT CODE	SAMPLE PUMP FLOW RATE (mL per minute)
SAMPLE ID CODE	# CONTAINERS	MATERIAL CODE	VOLUME (mL)	PRESERVATIVE USED	TOTAL VOL ADDED IN FIELD (mL)	FINAL pH			
4MW-27D	3	CG	40	HCL	0	----	VOC	APP	~303
4MW-27D	1	PE	120	----	0	7.71	Chloride	APP	~303
4MW-27D	1	PE	500	----	0	7.71	TDS	APP	~303
4MW-27D	1	PE	120	----	0	7.71	Nitrate	APP	~303
4MW-27D	3	CG	40	HCL	0	<2	8011	APP	~303
4MW-27D	1	PE	250	H2SO4	0	<2	Ammonia	APP	~303
4MW-27D	0	PE	250	H2SO4	0	<2	Nitrate	APP	~303
4MW-27D	1	PE	250	HNO3	0	<2	As,Fe,Ba,Cr,Cd,Pb,Hg Se,Ag,Be,Co,Cu,Na	APP	~303

MATERIAL CODES: **AG** = Amber Glass; **CG** = Clear Glass; **PE** = Polyethylene; **PP** = Polypropylene; **S** = Silicone; **T** = Teflon; **O** = Other (Specify)

SAMPLING EQUIPMENT CODES: **APP** = After Peristaltic Pump; **B** = Bailer; **BP** = Bladder Pump; **ESP** = Electric Submersible Pump; **RFPP** = Reverse Flow Peristaltic Pump; **SM** = Straw Method (Tubing Gravity Drain); **O** = Other (Specify)

NOTES: 1. **The above do not constitute all of the information required by Chapter 62-160, F.A.C.**

2. STABILIZATION CRITERIA FOR RANGE OF VARIATION OF LAST THREE CONSECUTIVE READINGS (SEE FS 2212, SECTION 3)

pH: + 0.2 units Temperature: + 0.2 °C **Specific Conductance:** + 5% **Dissolved Oxygen:** all readings < 20% saturation (see Table FS 2200-2); optionally, ± 0.2 mg/L or ± 10% (whichever is greater) **Turbidity:** all readings ≤ 20 NTU; optionally ± 5 NTU or ± 10% (whichever is greater)

Revision Date: January 30, 2017

Form FD 9000-24

GROUNDWATER SAMPLING LOG

SITE NAME:	PASCO COUNTY RESOURCE RECOVERY	SITE LOCATION:	14230 Hays Rd, Spring Hill, FL 34610
WELL NO: 2MW-27D	SAMPLE ID: 2MW-27D	DATE: 25 Oct-2022	

PURGING DATA

WELL DIAMETER (inches):	TUBING DIAMETER (inches):	WELL SCREEN INTERVAL	STATIC DEPTH TO WATER (feet):	PURGE PUMP TYPE OR BAILER:
2	3/16	DEPTH: 27 feet to 42 feet	18.11	PP

WELL VOLUME PURGE: 1 WELL VOLUME = (TOTAL WELL DEPTH – STATIC DEPTH TO WATER) X WELL CAPACITY
(only fill out if applicable)

= (42.0 feet – 18.11 feet) X 0.16 gallons/foot = 3.82 gallons

EQUIPMENT VOLUME PURGE: 1 EQUIPMENT VOL. = PUMP VOLUME + (TUBING CAPACITY X TUBING LENGTH) + FLOW CELL VOLUME
(only fill out if applicable)

= gallons + (gallons/foot X feet) + gallons = gallons

INITIAL PUMP OR TUBING DEPTH IN WELL (feet):	FINAL PUMP OR TUBING DEPTH IN WELL (feet):	PURGING INITIATED AT:	PURGING ENDED AT:	TOTAL VOLUME PURGED (gallons):
27	27	9:05	9:59	6.40

TIME	VOLUME PURGED (gallons)	CUMUL. VOLUME PURGED (gallons)	PURGE RATE (gpm)	DEPTH TO WATER (feet)	pH (standard units)	TEMP. (°C)	COND. (circle units) µmhos/cm or µS/cm	DISSOLVED OXYGEN (circle units) mg/L or % saturation	TURBIDITY (NTUs)	ORP (mV)	COLOR (describe)	ODOR (describe)
9:38	4.00	4.00	0.12	18.11	7.26	25.12	648	0.33/4.0%	2.40	-99.70	Clear	No Odor
9:48	1.20	5.20	0.12	18.11	7.26	25.10	647	0.32/3.9%	2.36	-99.90	Clear	No Odor
9:59	1.20	6.40	0.12	18.11	7.26	25.10	647	0.32/3.9%	2.31	-97.10	Clear	No Odor

WELL CAPACITY (Gallons Per Foot): **0.75"** = 0.02; **1"** = 0.04; **1.25"** = 0.06; **2"** = 0.16; **3"** = 0.37; **4"** = 0.65; **5"** = 1.02; **6"** = 1.47; **12"** = 5.88
TUBING INSIDE DIA. CAPACITY (Gal./Ft.): **1/8"** = 0.0006; **3/16"** = 0.0014; **1/4"** = 0.0026; **5/16"** = 0.004; **3/8"** = 0.006; **1/2"** = 0.010; **5/8"** = 0.016

PURGING EQUIPMENT CODES: **B** = Bailer; **BP** = Bladder Pump; **ESP** = Electric Submersible Pump; **PP =** Peristaltic Pump; **O** = Other (Specify)

SAMPLING DATA

SAMPLED BY (PRINT) / AFFILIATION:	SAMPLER(S) SIGNATURE(S):	SAMPLING INITIATED	SAMPLING ENDED AT:
Donovan Dickey/SCS		10:00	10:04

PUMP OR TUBING DEPTH IN WELL (feet):	TUBING MATERIAL CODE:	FIELD-FILTERED: Y (N) Filtration Equipment Type:	FILTER SIZE: µm
27	HDPE + S		

FIELD DECONTAMINATION: PUMP Y (N) TUBING Y (N replaced) DUPLICATE: Y (N)

SAMPLE CONTAINER SPECIFICATION				SAMPLE PRESERVATION			INTENDED ANALYSIS AND/OR METHOD	SAMPLING EQUIPMENT CODE	SAMPLE PUMP FLOW RATE (mL per minute)
SAMPLE ID CODE	# CONTAINERS	MATERIAL CODE	VOLUME (mL)	PRESERVATIVE USED	TOTAL VOL ADDED IN FIELD (mL)	FINAL pH			
2MW-27D	3	CG	40	HCL	0	----	VOC	APP	~454
2MW-27D	3	CG	40	----	0	7.26	8011	APP	~454
2MW-27D	1	PE	120	----	0	7.26	Chloride	APP	~454
2MW-27D	1	PE	500	----	0	7.26	TDS	APP	~454
2MW-27D	1	PE	120	----	0	7.26	Nitrite	APP	~454
2MW-27D	1	PE	250	H2SO4	0	<2	Nitrate	APP	~454
2MW-27D	1	PE	250	HNO3	0	<2	As,Fe,Ba,Cr,Cd,Pb,Hg Se Ag Be Co Cu Na	APP	~454
2MW-27D	1	PE	250	H2SO4	0	<2	Ammonia	APP	~454

MATERIAL CODES: **AG** = Amber Glass; **CG** = Clear Glass; **PE** = Polyethylene; **PP** = Polypropylene; **S** = Silicone; **T** = Teflon; **O** = Other (Specify)

SAMPLING EQUIPMENT CODES: **APP** = After Peristaltic Pump; **B** = Bailer; **BP** = Bladder Pump; **ESP** = Electric Submersible Pump; **RFPP** = Reverse Flow Peristaltic Pump; **SM** = Straw Method (Tubing Gravity Drain); **O** = Other (Specify)

NOTES: 1. **The above do not constitute all of the information required by Chapter 62-160, F.A.C.**

2. STABILIZATION CRITERIA FOR RANGE OF VARIATION OF LAST THREE CONSECUTIVE READINGS (SEE FS 2212, SECTION 3)

pH: + 0.2 units Temperature: + 0.2 °C **Specific Conductance:** + 5% **Dissolved Oxygen:** all readings < 20% saturation (see Table FS 2200-2); optionally, ± 0.2 mg/L or ± 10% (whichever is greater) **Turbidity:** all readings ≤ 20 NTU; optionally ± 5 NTU or ± 10% (whichever is greater)

Revision Date: January 30, 2017

Form FD 9000-24

GROUNDWATER SAMPLING LOG

SITE NAME:	PASCO COUNTY RESOURCE RECOVERY	SITE LOCATION:	14230 Hays Rd, Spring Hill, FL 34610
WELL NO: 4MW-27	SAMPLE ID: 4MW-27	DATE: 25 Oct-2022	

PURGING DATA

WELL DIAMETER (inches):	TUBING DIAMETER (inches):	WELL SCREEN INTERVAL	STATIC DEPTH TO WATER (feet):	PURGE PUMP TYPE OR BAILER:
4	3/16	DEPTH: 67 feet to 77 feet	17.30	PP

WELL VOLUME PURGE: 1 WELL VOLUME = (TOTAL WELL DEPTH – STATIC DEPTH TO WATER) X WELL CAPACITY
(only fill out if applicable)

= (feet – feet) X gallons/foot = gallons

EQUIPMENT VOLUME PURGE: 1 EQUIPMENT VOL. = PUMP VOLUME + (TUBING CAPACITY X TUBING LENGTH) + FLOW CELL VOLUME
(only fill out if applicable)

= 0 gallons + (0.0014 gallons/foot X 76 feet) + 0.09 gallons = 0.589 gallons

INITIAL PUMP OR TUBING DEPTH IN WELL (feet):	FINAL PUMP OR TUBING DEPTH IN WELL (feet):	PURGING INITIATED AT:	PURGING ENDED AT:	TOTAL VOLUME PURGED (gallons):
72	72	10:13	10:31	1.39

TIME	VOLUME PURGED (gallons)	CUMUL. VOLUME PURGED (gallons)	PURGE RATE (gpm)	DEPTH TO WATER (feet)	pH (standard units)	TEMP. (°C)	COND. (circle units) µmhos/cm or µS/cm	DISSOLVED OXYGEN (circle units) mg/L or % saturation	TURBIDITY (NTUs)	ORP (mV)	COLOR (describe)	ODOR (describe)
10:23	0.75	0.75	0.08	17.30	7.79	25.07	500	2.55/31.1%	2.51	32.30	Clear	No Odor
10:25	0.16	0.91	0.08	17.30	7.56	25.04	489	2.16/26.3%	4.14	32.10	Clear	No Odor
10:27	0.16	1.07	0.08	17.30	7.59	25.08	503	2.16/26.3%	2.91	34.70	Clear	No Odor
10:29	0.16	1.23	0.08	17.30	7.74	25.07	504	2.13/26.0%	2.89	36.00	Clear	No Odor
10:31	0.16	1.39	0.08	17.30	7.71	25.08	505	2.14/26.1%	2.90	36.10	Clear	No Odor

WELL CAPACITY (Gallons Per Foot): **0.75"** = 0.02; **1"** = 0.04; **1.25"** = 0.06; **2"** = 0.16; **3"** = 0.37; **4"** = 0.65; **5"** = 1.02; **6"** = 1.47; **12"** = 5.88
TUBING INSIDE DIA. CAPACITY (Gal./Ft.): **1/8"** = 0.0006; **3/16"** = 0.0014; **1/4"** = 0.0026; **5/16"** = 0.004; **3/8"** = 0.006; **1/2"** = 0.010; **5/8"** = 0.016

PURGING EQUIPMENT CODES: **B** = Bailer; **BP** = Bladder Pump; **ESP** = Electric Submersible Pump; **PP =** Peristaltic Pump; **O** = Other (Specify)

SAMPLING DATA

SAMPLED BY (PRINT) / AFFILIATION:	SAMPLER(S) SIGNATURE(S):	SAMPLING INITIATED	SAMPLING ENDED AT:
Fauve Herron/SCS		10:32	10:36

PUMP OR TUBING DEPTH IN WELL (feet):	TUBING MATERIAL CODE:	FIELD-FILTERED: Y (N) Filtration Equipment Type:	FILTER SIZE: µm
72	HDPE + S		

FIELD DECONTAMINATION: PUMP Y (N) TUBING Y (N (replaced)) DUPLICATE: Y (N)

SAMPLE CONTAINER SPECIFICATION				SAMPLE PRESERVATION			INTENDED ANALYSIS AND/OR METHOD	SAMPLING EQUIPMENT CODE	SAMPLE PUMP FLOW RATE (mL per minute)
SAMPLE ID CODE	# CONTAINERS	MATERIAL CODE	VOLUME (mL)	PRESERVATIVE USED	TOTAL VOL ADDED IN FIELD (mL)	FINAL pH			
4MW-27	3	CG	40	HCL	0	----	VOC	APP	~303
4MW-27	3	CG	40	----	0	----	VOC	APP	~303
4MW-27	1	PE	500	----	0	7.71	TDS	APP	~303
4MW-27	1	PE	125	----	0	7.71	Nitrite- nitrite	APP	~303
4MW-27	1	PE	125	----	0	7.71	Chloride	APP	~303
4MW-27	0	PE	250	H2SO4	0	<2	Nitrate-nitrite	APP	~303
4MW-27	1	PE	250	H2SO4	0	<2	Ammonia	APP	~303
4MW-27	1	PE	250	HNO3	0	<2	As,Fe,Ba,Cr,Cd,Pb,Hg Se,Ag,Be,Co,Cu,Na	APP	~303

MATERIAL CODES: **AG** = Amber Glass; **CG** = Clear Glass; **PE** = Polyethylene; **PP** = Polypropylene; **S** = Silicone; **T** = Teflon; **O** = Other (Specify)

SAMPLING EQUIPMENT CODES: **APP** = After Peristaltic Pump; **B** = Bailer; **BP** = Bladder Pump; **ESP** = Electric Submersible Pump; **RFPP** = Reverse Flow Peristaltic Pump; **SM** = Straw Method (Tubing Gravity Drain); **O** = Other (Specify)

NOTES: 1. **The above do not constitute all of the information required by Chapter 62-160, F.A.C.**

2. STABILIZATION CRITERIA FOR RANGE OF VARIATION OF LAST THREE CONSECUTIVE READINGS (SEE FS 2212, SECTION 3)

pH: + 0.2 units Temperature: + 0.2 °C **Specific Conductance:** + 5% **Dissolved Oxygen:** all readings < 20% saturation (see Table FS 2200-2); optionally, ± 0.2 mg/L or ± 10% (whichever is greater) **Turbidity:** all readings ≤ 20 NTU; optionally ± 5 NTU or ± 10% (whichever is greater)

Revision Date: January 30, 2017

Form FD 9000-24

GROUNDWATER SAMPLING LOG

SITE NAME:	PASCO COUNTY RESOURCE RECOVERY	SITE LOCATION:	14230 Hays Rd, Spring Hill, FL 34610
WELL NO: 4MW-2	SAMPLE ID: 4MW-2	DATE: 25 Oct-2022	

PURGING DATA

WELL DIAMETER (inches):	TUBING DIAMETER (inches):	WELL SCREEN INTERVAL	STATIC DEPTH TO WATER (feet):	PURGE PUMP TYPE OR BAILER:
4	1/4	DEPTH: 42 feet to 70 feet	21.90	BP

WELL VOLUME PURGE: 1 WELL VOLUME = (TOTAL WELL DEPTH – STATIC DEPTH TO WATER) X WELL CAPACITY
(only fill out if applicable)

= (70.0 feet – 21.90 feet) X 0.65 gallons/foot = 31.27 gallons

EQUIPMENT VOLUME PURGE: 1 EQUIPMENT VOL. = PUMP VOLUME + (TUBING CAPACITY X TUBING LENGTH) + FLOW CELL VOLUME
(only fill out if applicable)

= gallons + (gallons/foot X feet) + gallons = gallons

INITIAL PUMP OR TUBING DEPTH IN WELL (feet):	FINAL PUMP OR TUBING DEPTH IN WELL (feet):	PURGING INITIATED AT:	PURGING ENDED AT:	TOTAL VOLUME PURGED (gallons):
46	46	10:25	12:24	50.34

TIME	VOLUME PURGED (gallons)	CUMUL. VOLUME PURGED (gallons)	PURGE RATE (gpm)	DEPTH TO WATER (feet)	pH (standard units)	TEMP. (°C)	COND. (circle units) µmhos/cm or µS/cm	DISSOLVED OXYGEN (circle units) mg/L or % saturation	TURBIDITY (NTUs)	ORP (mV)	COLOR (describe)	ODOR (describe)
11:45	34.00	34.00	0.43	21.90	7.76	23.98	189	1.83/21.9%	1.94	-48.80	Clear	No Odor
12:05	8.60	42.60	0.43	21.90	7.75	24.01	189	1.82/21.8%	1.86	-49.70	Clear	No Odor
12:23	7.74	50.34	0.43	21.90	7.74	24.01	190	1.68/20.1%	1.95	-44.40	Clear	No Odor

WELL CAPACITY (Gallons Per Foot): **0.75"** = 0.02; **1"** = 0.04; **1.25"** = 0.06; **2"** = 0.16; **3"** = 0.37; **4"** = 0.65; **5"** = 1.02; **6"** = 1.47; **12"** = 5.88
TUBING INSIDE DIA. CAPACITY (Gal./Ft.): **1/8"** = 0.0006; **3/16"** = 0.0014; **1/4"** = 0.0026; **5/16"** = 0.004; **3/8"** = 0.006; **1/2"** = 0.010; **5/8"** = 0.016

PURGING EQUIPMENT CODES: **B** = Bailer; **BP** = Bladder Pump; **ESP** = Electric Submersible Pump; **PP =** Peristaltic Pump; **O** = Other (Specify)

SAMPLING DATA

SAMPLED BY (PRINT) / AFFILIATION:	SAMPLER(S) SIGNATURE(S):	SAMPLING INITIATED	SAMPLING ENDED AT:
Donovan Dickey/SCS		12:25	12:27

PUMP OR TUBING DEPTH IN WELL (feet):	TUBING MATERIAL CODE:	FIELD-FILTERED: Y N Filtration Equipment Type:	FILTER SIZE: µm
46	HDPE + S		

FIELD DECONTAMINATION: PUMP Y N TUBING Y N (replaced) DUPLICATE: Y N

SAMPLE CONTAINER SPECIFICATION				SAMPLE PRESERVATION			INTENDED ANALYSIS AND/OR METHOD	SAMPLING EQUIPMENT CODE	SAMPLE PUMP FLOW RATE (mL per minute)
SAMPLE ID CODE	# CONTAINERS	MATERIAL CODE	VOLUME (mL)	PRESERVATIVE USED	TOTAL VOL ADDED IN FIELD (mL)	FINAL pH			
4MW-2	3	CG	40	HCL	0	----	VOC	APP	~1628
4MW-2	1	PE	500	----	0	7.74	TDS	APP	~1628
4MW-2	1	PE	120	----	0	7.74	Chloride	APP	~1628
4MW-2	1	PE	120	----	0	7.74	Nitrite	APP	~1628
4MW-2	3	CG	40	HCL	0	<2	8011	APP	~1628
4MW-2	1	PE	250	HNO3	0	<2	As,Fe,Ba,Cr,Cd,Pb,Hg Se Ag Be Co Cu Na	APP	~1628
4MW-2	1	PE	250	H2SO4	0	<2	Ammonia	APP	~1628
4MW-2	1	PE	250	H2SO4	0	<2	Nitrate	APP	~1628

MATERIAL CODES: **AG** = Amber Glass; **CG** = Clear Glass; **PE** = Polyethylene; **PP** = Polypropylene; **S** = Silicone; **T** = Teflon; **O** = Other (Specify)

SAMPLING EQUIPMENT CODES: **APP** = After Peristaltic Pump; **B** = Bailer; **BP** = Bladder Pump; **ESP** = Electric Submersible Pump; **RFPP** = Reverse Flow Peristaltic Pump; **SM** = Straw Method (Tubing Gravity Drain); **O** = Other (Specify)

NOTES: 1. **The above do not constitute all of the information required by Chapter 62-160, F.A.C.**

2. STABILIZATION CRITERIA FOR RANGE OF VARIATION OF LAST THREE CONSECUTIVE READINGS (SEE FS 2212, SECTION 3)

pH: + 0.2 units Temperature: + 0.2 °C **Specific Conductance:** + 5% **Dissolved Oxygen:** all readings < 20% saturation (see Table FS 2200-2); optionally, ± 0.2 mg/L or ± 10% (whichever is greater) **Turbidity:** all readings ≤ 20 NTU; optionally ± 5 NTU or ± 10% (whichever is greater)

Revision Date: January 30, 2017

Form FD 9000-24

GROUNDWATER SAMPLING LOG

SITE NAME:	PASCO COUNTY RESOURCE RECOVERY	SITE LOCATION:	14230 Hays Rd, Spring Hill, FL 34610
WELL NO: 2MW-26D	SAMPLE ID: 2MW-26D	DATE: 25 Oct-2022	

PURGING DATA

WELL DIAMETER (inches):	TUBING DIAMETER (inches):	WELL SCREEN INTERVAL	STATIC DEPTH TO WATER (feet):	PURGE PUMP TYPE OR BAILER:
2	3/16	DEPTH: 45 feet to 52 feet	23.15	PP

WELL VOLUME PURGE: 1 WELL VOLUME = (TOTAL WELL DEPTH – STATIC DEPTH TO WATER) X WELL CAPACITY
(only fill out if applicable)

= (feet – feet) X gallons/foot = gallons

EQUIPMENT VOLUME PURGE: 1 EQUIPMENT VOL. = PUMP VOLUME + (TUBING CAPACITY X TUBING LENGTH) + FLOW CELL VOLUME
(only fill out if applicable)

= 0 gallons + (0.0014 gallons/foot X 53 feet) + 0.09 gallons = 0.493 gallons

INITIAL PUMP OR TUBING DEPTH IN WELL (feet):	FINAL PUMP OR TUBING DEPTH IN WELL (feet):	PURGING INITIATED AT:	PURGING ENDED AT:	TOTAL VOLUME PURGED (gallons):
48.5	48.5	11:29	11:42	0.74

TIME	VOLUME PURGED (gallons)	CUMUL. VOLUME PURGED (gallons)	PURGE RATE (gpm)	DEPTH TO WATER (feet)	pH (standard units)	TEMP. (°C)	COND. (circle units) µmhos/cm or uS/cm	DISSOLVED OXYGEN (circle units) mg/L or % saturation	TURBIDITY (NTUs)	ORP (mV)	COLOR (describe)	ODOR (describe)
11:38	0.50	0.50	0.06	23.15	7.37	28.00	552	0.69/8.8%	0.02	64.30	Clear	NowOdor
11:40	0.12	0.62	0.06	23.15	7.37	28.02	551	0.68/8.8%	0.02	62.30	Clear	No Odor
11:42	0.12	0.74	0.06	23.15	7.37	28.04	551	0.68/8.7%	0.03	60.30	Clear	No Odor

WELL CAPACITY (Gallons Per Foot): **0.75"** = 0.02; **1"** = 0.04; **1.25"** = 0.06; **2"** = 0.16; **3"** = 0.37; **4"** = 0.65; **5"** = 1.02; **6"** = 1.47; **12"** = 5.88
TUBING INSIDE DIA. CAPACITY (Gal./Ft.): **1/8"** = 0.0006; **3/16"** = 0.0014; **1/4"** = 0.0026; **5/16"** = 0.004; **3/8"** = 0.006; **1/2"** = 0.010; **5/8"** = 0.016

PURGING EQUIPMENT CODES: **B** = Bailer; **BP** = Bladder Pump; **ESP** = Electric Submersible Pump; **PP =** Peristaltic Pump; **O** = Other (Specify)

SAMPLING DATA

SAMPLED BY (PRINT) / AFFILIATION:	SAMPLER(S) SIGNATURE(S):	SAMPLING INITIATED	SAMPLING ENDED AT:
Fauve Herron/SCS		11:43	11:51

PUMP OR TUBING DEPTH IN WELL (feet):	TUBING MATERIAL CODE:	FIELD-FILTERED: Y (N) Filtration Equipment Type:	FILTER SIZE: µm
48.5	HDPE + S		

FIELD DECONTAMINATION: PUMP Y (N) TUBING Y (N (replaced)) DUPLICATE: Y (N)

SAMPLE CONTAINER SPECIFICATION				SAMPLE PRESERVATION			INTENDED ANALYSIS AND/OR METHOD	SAMPLING EQUIPMENT CODE	SAMPLE PUMP FLOW RATE (mL per minute)
SAMPLE ID CODE	# CONTAINERS	MATERIAL CODE	VOLUME (mL)	PRESERVATIVE USED	TOTAL VOL ADDED IN FIELD (mL)	FINAL pH			
2MW-26D	3	CG	40	HCL	0	----	VOC	APP	~227
2MW-26D	3	CG	40	----	0	----	VOC	APP	~227
2MW-26D	1	PE	125	----	0	7.37	Chloride	APP	~227
2MW-26D	1	PE	125	----	0	7.37	Nitrite-nitrite	APP	~227
2MW-26D	1	PE	500	----	0	7.37	TDS	APP	~227
2MW-26D	1	PE	250	H2SO4	0	<2	Nitrate-nitrite	APP	~227
2MW-26D	1	PE	250	H2SO4	0	<2	Ammonia	APP	~227
2MW-26D	1	PE	250	HNO3	0	<2	As,Fe,Ba,Cr,Cd,Pb,Hg Se,Ag,Be,Co,Cu,Ni	APP	~227

MATERIAL CODES: **AG** = Amber Glass; **CG** = Clear Glass; **PE** = Polyethylene; **PP** = Polypropylene; **S** = Silicone; **T** = Teflon; **O** = Other (Specify)

SAMPLING EQUIPMENT CODES: **APP** = After Peristaltic Pump; **B** = Bailer; **BP** = Bladder Pump; **ESP** = Electric Submersible Pump; **RFPP** = Reverse Flow Peristaltic Pump; **SM** = Straw Method (Tubing Gravity Drain); **O** = Other (Specify)

NOTES: 1. **The above do not constitute all of the information required by Chapter 62-160, F.A.C.**

2. STABILIZATION CRITERIA FOR RANGE OF VARIATION OF LAST THREE CONSECUTIVE READINGS (SEE FS 2212, SECTION 3)

pH: + 0.2 units Temperature: + 0.2 °C **Specific Conductance:** + 5% **Dissolved Oxygen:** all readings < 20% saturation (see Table FS 2200-2); optionally, ± 0.2 mg/L or ± 10% (whichever is greater) **Turbidity:** all readings ≤ 20 NTU; optionally ± 5 NTU or ± 10% (whichever is greater)

Revision Date: January 30, 2017

Form FD 9000-24

GROUNDWATER SAMPLING LOG

SITE NAME:	PASCO COUNTY RESOURCE RECOVERY	SITE LOCATION:	14230 Hays Rd, Spring Hill, FL 34610
WELL NO: 2MW-2	SAMPLE ID: 2MW-2	DATE: 25 Oct-2022	

PURGING DATA

WELL DIAMETER (inches):	TUBING DIAMETER (inches):	WELL SCREEN INTERVAL	STATIC DEPTH TO WATER (feet):	PURGE PUMP TYPE OR BAILER:
2	3/16	DEPTH: 29.5 feet to 34.5 feet	21.60	PP

WELL VOLUME PURGE: 1 WELL VOLUME = (TOTAL WELL DEPTH – STATIC DEPTH TO WATER) X WELL CAPACITY
(only fill out if applicable)

= (feet – feet) X gallons/foot = gallons

EQUIPMENT VOLUME PURGE: 1 EQUIPMENT VOL. = PUMP VOLUME + (TUBING CAPACITY X TUBING LENGTH) + FLOW CELL VOLUME
(only fill out if applicable)

= 0 gallons + (0.0014 gallons/foot X 39 feet) + 0.09 gallons = 0.434 gallons

INITIAL PUMP OR TUBING DEPTH IN WELL (feet):	FINAL PUMP OR TUBING DEPTH IN WELL (feet):	PURGING INITIATED AT:	PURGING ENDED AT:	TOTAL VOLUME PURGED (gallons):
32	32	12:35	12:46	0.78

TIME	VOLUME PURGED (gallons)	CUMUL. VOLUME PURGED (gallons)	PURGE RATE (gpm)	DEPTH TO WATER (feet)	pH (standard units)	TEMP. (°C)	COND. (circle units) µmhos/cm or µS/cm	DISSOLVED OXYGEN (circle units) mg/L or % saturation	TURBIDITY (NTUs)	ORP (mV)	COLOR (describe)	ODOR (describe)
12:42	0.50	0.50	0.07	21.60	4.62	25.15	61	6.08/74.2%	3.71	100.90	Clear	No Odor
12:44	0.14	0.64	0.07	21.60	4.62	25.22	62	6.06/74.1%	3.68	101.40	Clear	No Odor
12:46	0.14	0.78	0.07	21.60	4.72	25.31	62	6.04/73.7%	3.42	101.20	Clear	No Odor

WELL CAPACITY (Gallons Per Foot): **0.75"** = 0.02; **1"** = 0.04; **1.25"** = 0.06; **2"** = 0.16; **3"** = 0.37; **4"** = 0.65; **5"** = 1.02; **6"** = 1.47; **12"** = 5.88
TUBING INSIDE DIA. CAPACITY (Gal./Ft.): **1/8"** = 0.0006; **3/16"** = 0.0014; **1/4"** = 0.0026; **5/16"** = 0.004; **3/8"** = 0.006; **1/2"** = 0.010; **5/8"** = 0.016

PURGING EQUIPMENT CODES: **B** = Bailer; **BP** = Bladder Pump; **ESP** = Electric Submersible Pump; **PP =** Peristaltic Pump; **O** = Other (Specify)

SAMPLING DATA

SAMPLED BY (PRINT) / AFFILIATION:	SAMPLER(S) SIGNATURE(S):	SAMPLING INITIATED	SAMPLING ENDED AT:
Donovan Dickey/SCS		12:47	12:47

PUMP OR TUBING DEPTH IN WELL (feet):	TUBING MATERIAL CODE:	FIELD-FILTERED: Y (N) Filtration Equipment Type:	FILTER SIZE: µm
32	HDPE + S		

FIELD DECONTAMINATION: PUMP Y (N) TUBING Y (N (replaced)) DUPLICATE: Y (N)

SAMPLE CONTAINER SPECIFICATION				SAMPLE PRESERVATION			INTENDED ANALYSIS AND/OR METHOD	SAMPLING EQUIPMENT CODE	SAMPLE PUMP FLOW RATE (mL per minute)
SAMPLE ID CODE	# CONTAINERS	MATERIAL CODE	VOLUME (mL)	PRESERVATIVE USED	TOTAL VOL ADDED IN FIELD (mL)	FINAL pH			
2MW-2	3	CG	40	----	0	----	VOC	APP	~265
2MW-2	1	PE	500	----	0	4.72	TDS	APP	~265
2MW-2	1	PE	120	----	0	4.72	Chloride	APP	~265
2MW-2	0	PE	120	----	0	4.72	Nitrite	APP	~265
2MW-2	3	CG	40	HCL	0	<2	8011	APP	~265
2MW-2	1	PE	250	HNO3	0	<2	As,Fe,Ba,Cr,Cd,Pb,Hg Se,Ag,Be,Co,Cu,Na	APP	~265
2MW-2	1	PE	250	H2SO4	0	<2	Ammonia	APP	~265
2MW-2	1	PE	250	H2SO4	0	<2	Nitrate	APP	~265

MATERIAL CODES: **AG** = Amber Glass; **CG** = Clear Glass; **PE** = Polyethylene; **PP** = Polypropylene; **S** = Silicone; **T** = Teflon; **O** = Other (Specify)

SAMPLING EQUIPMENT CODES: **APP** = After Peristaltic Pump; **B** = Bailer; **BP** = Bladder Pump; **ESP** = Electric Submersible Pump; **RFPP** = Reverse Flow Peristaltic Pump; **SM** = Straw Method (Tubing Gravity Drain); **O** = Other (Specify)

NOTES: 1. **The above do not constitute all of the information required by Chapter 62-160, F.A.C.**

2. STABILIZATION CRITERIA FOR RANGE OF VARIATION OF LAST THREE CONSECUTIVE READINGS (SEE FS 2212, SECTION 3)

pH: + 0.2 units Temperature: + 0.2 °C **Specific Conductance:** + 5% **Dissolved Oxygen:** all readings < 20% saturation (see Table FS 2200-2); optionally, ± 0.2 mg/L or ± 10% (whichever is greater) **Turbidity:** all readings ≤ 20 NTU; optionally ± 5 NTU or ± 10% (whichever is greater)

Revision Date: January 30, 2017

Form FD 9000-24

GROUNDWATER SAMPLING LOG

SITE NAME:	PASCO COUNTY RESOURCE RECOVERY	SITE LOCATION:	14230 Hays Rd, Spring Hill, FL 34610
WELL NO: 2MW-24D	SAMPLE ID: 2MW-24D	DATE: 25 Oct-2022	

PURGING DATA

WELL DIAMETER (inches):	TUBING DIAMETER (inches):	WELL SCREEN INTERVAL	STATIC DEPTH TO WATER (feet):	PURGE PUMP TYPE OR BAILER:
2	3/16	DEPTH: 34 feet to 44 feet	20.35	PP

WELL VOLUME PURGE: 1 WELL VOLUME = (TOTAL WELL DEPTH – STATIC DEPTH TO WATER) X WELL CAPACITY
(only fill out if applicable)

= (feet – feet) X gallons/foot = gallons

EQUIPMENT VOLUME PURGE: 1 EQUIPMENT VOL. = PUMP VOLUME + (TUBING CAPACITY X TUBING LENGTH) + FLOW CELL VOLUME
(only fill out if applicable)

= 0 gallons + (0.0014 gallons/foot X 44 feet) + 0.09 gallons = 0.455 gallons

INITIAL PUMP OR TUBING DEPTH IN WELL (feet):	FINAL PUMP OR TUBING DEPTH IN WELL (feet):	PURGING INITIATED AT:	PURGING ENDED AT:	TOTAL VOLUME PURGED (gallons):
39	39	12:40	12:50	0.82

TIME	VOLUME PURGED (gallons)	CUMUL. VOLUME PURGED (gallons)	PURGE RATE (gpm)	DEPTH TO WATER (feet)	pH (standard units)	TEMP. (°C)	COND. (circle units) µmhos/cm or uS/cm	DISSOLVED OXYGEN (circle units) mg/L or % saturation	TURBIDITY (NTUs)	ORP (mV)	COLOR (describe)	ODOR (describe)
12:46	0.50	0.50	0.08	20.35	7.32	27.62	538	0.59/7.5%	0.20	38.90	Clear	No Odor
12:48	0.16	0.66	0.08	20.35	7.32	27.68	537	0.54/6.9%	0.20	37.40	Clear	No Odor
12:50	0.16	0.82	0.08	20.35	7.32	27.78	537	0.54/6.9%	0.20	36.70	Clear	No Odor

WELL CAPACITY (Gallons Per Foot): **0.75"** = 0.02; **1"** = 0.04; **1.25"** = 0.06; **2"** = 0.16; **3"** = 0.37; **4"** = 0.65; **5"** = 1.02; **6"** = 1.47; **12"** = 5.88
TUBING INSIDE DIA. CAPACITY (Gal./Ft.): **1/8"** = 0.0006; **3/16"** = 0.0014; **1/4"** = 0.0026; **5/16"** = 0.004; **3/8"** = 0.006; **1/2"** = 0.010; **5/8"** = 0.016

PURGING EQUIPMENT CODES: **B** = Bailer; **BP** = Bladder Pump; **ESP** = Electric Submersible Pump; **PP =** Peristaltic Pump; **O** = Other (Specify)

SAMPLING DATA

SAMPLED BY (PRINT) / AFFILIATION:	SAMPLER(S) SIGNATURE(S):	SAMPLING INITIATED	SAMPLING ENDED AT:
Fauve Herron/SCS		12:52	12:57

PUMP OR TUBING DEPTH IN WELL (feet):	TUBING MATERIAL CODE:	FIELD-FILTERED: Y (N) Filtration Equipment Type:	FILTER SIZE: µm
39	HDPE + S		

FIELD DECONTAMINATION: PUMP Y (N) TUBING Y (N (replaced)) DUPLICATE: Y (N)

SAMPLE CONTAINER SPECIFICATION				SAMPLE PRESERVATION			INTENDED ANALYSIS AND/OR METHOD	SAMPLING EQUIPMENT CODE	SAMPLE PUMP FLOW RATE (mL per minute)
SAMPLE ID CODE	# CONTAINERS	MATERIAL CODE	VOLUME (mL)	PRESERVATIVE USED	TOTAL VOL ADDED IN FIELD (mL)	FINAL pH			
2MW-24D	3	CG	40	----	0	----	VOC	APP	~303
2MW-24D	1	PE	125	----	0	7.32	Nitrite-nitrite	APP	~303
2MW-24D	1	PE	125	----	0	7.32	Chloride	APP	~303
2MW-24D	1	PE	500	----	0	7.32	TDS	APP	~303
2MW-24D	3	CG	40	HCL	0	----	VOC	APP	~303
2MW-24D	1	PE	250	H2SO4	0	<2	Ammonia	APP	~303
2MW-24D	1	PE	250	H2SO4	0	<2	Nitrate-nitrite	APP	~303
2MW-24D	1	PE	250	HNO3	0	<2	As,Fe,Ba,Cr,Cd,Pb,Hg Se,Ag,Be,Co,Cu,Na	APP	~303

MATERIAL CODES: **AG** = Amber Glass; **CG** = Clear Glass; **PE** = Polyethylene; **PP** = Polypropylene; **S** = Silicone; **T** = Teflon; **O** = Other (Specify)

SAMPLING EQUIPMENT CODES: **APP** = After Peristaltic Pump; **B** = Bailer; **BP** = Bladder Pump; **ESP** = Electric Submersible Pump; **RFPP** = Reverse Flow Peristaltic Pump; **SM** = Straw Method (Tubing Gravity Drain); **O** = Other (Specify)

NOTES: 1. **The above do not constitute all of the information required by Chapter 62-160, F.A.C.**

2. STABILIZATION CRITERIA FOR RANGE OF VARIATION OF LAST THREE CONSECUTIVE READINGS (SEE FS 2212, SECTION 3)

pH: + 0.2 units Temperature: + 0.2 °C **Specific Conductance:** + 5% **Dissolved Oxygen:** all readings < 20% saturation (see Table FS 2200-2); optionally, ± 0.2 mg/L or ± 10% (whichever is greater) **Turbidity:** all readings ≤ 20 NTU; optionally ± 5 NTU or ± 10% (whichever is greater)

Revision Date: January 30, 2017

Form FD 9000-24

GROUNDWATER SAMPLING LOG

SITE NAME:	PASCO COUNTY RESOURCE RECOVERY	SITE LOCATION:	14230 Hays Rd, Spring Hill, FL 34610
WELL NO: 4MW-11D	SAMPLE ID: 4MW-11D	DATE: 25 Oct-2022	

PURGING DATA

WELL DIAMETER (inches):	TUBING DIAMETER (inches):	WELL SCREEN INTERVAL	STATIC DEPTH TO WATER (feet):	PURGE PUMP TYPE OR BAILER:
2	1/4	DEPTH: 27 feet to 52 feet	33.90	BP

WELL VOLUME PURGE: 1 WELL VOLUME = (TOTAL WELL DEPTH – STATIC DEPTH TO WATER) X WELL CAPACITY
(only fill out if applicable)

= (52.0 feet – 33.90 feet) X 0.16 gallons/foot = 2.9 gallons

EQUIPMENT VOLUME PURGE: 1 EQUIPMENT VOL. = PUMP VOLUME + (TUBING CAPACITY X TUBING LENGTH) + FLOW CELL VOLUME
(only fill out if applicable)

= gallons + (gallons/foot X feet) + gallons = gallons

INITIAL PUMP OR TUBING DEPTH IN WELL (feet):	FINAL PUMP OR TUBING DEPTH IN WELL (feet):	PURGING INITIATED AT:	PURGING ENDED AT:	TOTAL VOLUME PURGED (gallons):
43	43	13:35	13:59	3.60

TIME	VOLUME PURGED (gallons)	CUMUL. VOLUME PURGED (gallons)	PURGE RATE (gpm)	DEPTH TO WATER (feet)	pH (standard units)	TEMP. (°C)	COND. (circle units) µmhos/cm or µS/cm	DISSOLVED OXYGEN (circle units) mg/L or % saturation	TURBIDITY (NTUs)	ORP (mV)	COLOR (describe)	ODOR (describe)
13:55	3.00	3.00	0.15	33.90	7.22	30.28	719	1.98/26.4%	9.87	-41.80	Clear	No Odor
13:57	0.30	3.30	0.15	33.90	7.22	30.30	720	1.95/26.1%	9.76	-41.20	Clear	No Odor
13:59	0.30	3.60	0.15	33.90	7.22	30.22	719	1.95/26.1%	9.54	-40.10	Clear	No Odor

WELL CAPACITY (Gallons Per Foot): **0.75"** = 0.02; **1"** = 0.04; **1.25"** = 0.06; **2"** = 0.16; **3"** = 0.37; **4"** = 0.65; **5"** = 1.02; **6"** = 1.47; **12"** = 5.88
TUBING INSIDE DIA. CAPACITY (Gal./Ft.): **1/8"** = 0.0006; **3/16"** = 0.0014; **1/4"** = 0.0026; **5/16"** = 0.004; **3/8"** = 0.006; **1/2"** = 0.010; **5/8"** = 0.016

PURGING EQUIPMENT CODES: **B** = Bailer; **BP** = Bladder Pump; **ESP** = Electric Submersible Pump; **PP =** Peristaltic Pump; **O** = Other (Specify)

SAMPLING DATA

SAMPLED BY (PRINT) / AFFILIATION:	SAMPLER(S) SIGNATURE(S):	SAMPLING INITIATED	SAMPLING ENDED AT:
Donovan Dickey/SCS		14:00	14:04

PUMP OR TUBING DEPTH IN WELL (feet):	TUBING MATERIAL CODE:	FIELD-FILTERED: Y (N) Filtration Equipment Type:	FILTER SIZE: µm
43	HDPE + S		

FIELD DECONTAMINATION: PUMP Y (N) TUBING Y (N replaced) DUPLICATE: Y (N)

SAMPLE CONTAINER SPECIFICATION				SAMPLE PRESERVATION			INTENDED ANALYSIS AND/OR METHOD	SAMPLING EQUIPMENT CODE	SAMPLE PUMP FLOW RATE (mL per minute)
SAMPLE ID CODE	# CONTAINERS	MATERIAL CODE	VOLUME (mL)	PRESERVATIVE USED	TOTAL VOL ADDED IN FIELD (mL)	FINAL pH			
4MW-11D	3	CG	40	----	0	----	VOC	APP	~568
4MW-11D	1	PE	500	----	0	7.22	TDS	APP	~568
4MW-11D	1	PE	120	----	0	7.22	Chloride	APP	~568
4MW-11D	1	PE	120	----	0	7.22	Nitrite	APP	~568
4MW-11D	3	CG	40	HCL	0	<2	8011	APP	~568
4MW-11D	1	PE	250	HNO3	0	<2	As,Fe,Ba,Cr,Cd,Pb,Hg Se,Ag,Be,Co,Cu,Na	APP	~568
4MW-11D	1	PE	250	H2SO4	0	<2	Ammonia	APP	~568
4MW-11D	1	PE	250	H2SO4	0	<2	Nitrate	APP	~568

MATERIAL CODES: **AG** = Amber Glass; **CG** = Clear Glass; **PE** = Polyethylene; **PP** = Polypropylene; **S** = Silicone; **T** = Teflon; **O** = Other (Specify)

SAMPLING EQUIPMENT CODES: **APP** = After Peristaltic Pump; **B** = Bailer; **BP** = Bladder Pump; **ESP** = Electric Submersible Pump; **RFPP** = Reverse Flow Peristaltic Pump; **SM** = Straw Method (Tubing Gravity Drain); **O** = Other (Specify)

NOTES: 1. **The above do not constitute all of the information required by Chapter 62-160, F.A.C.**

2. STABILIZATION CRITERIA FOR RANGE OF VARIATION OF LAST THREE CONSECUTIVE READINGS (SEE FS 2212, SECTION 3)

pH: + 0.2 units Temperature: + 0.2 °C **Specific Conductance:** + 5% **Dissolved Oxygen:** all readings < 20% saturation (see Table FS 2200-2); optionally, ± 0.2 mg/L or ± 10% (whichever is greater) **Turbidity:** all readings ≤ 20 NTU; optionally ± 5 NTU or ± 10% (whichever is greater)

Revision Date: January 30, 2017

Form FD 9000-24

GROUNDWATER SAMPLING LOG

SITE NAME:	PASCO COUNTY RESOURCE RECOVERY	SITE LOCATION:	14230 Hays Rd, Spring Hill, FL 34610
WELL NO: 2MW-24S	SAMPLE ID: 2MW-24S	DATE: 25 Oct-2022	

PURGING DATA

WELL DIAMETER (inches):	TUBING DIAMETER (inches):	WELL SCREEN INTERVAL	STATIC DEPTH TO WATER (feet):	PURGE PUMP TYPE OR BAILER:
2	3/16	DEPTH: 11 feet to 26 feet	20.00	PP

WELL VOLUME PURGE: 1 WELL VOLUME = (TOTAL WELL DEPTH – STATIC DEPTH TO WATER) X WELL CAPACITY
(only fill out if applicable)

= (26.0 feet – 20.00 feet) X 0.16 gallons/foot = 0.96 gallons

EQUIPMENT VOLUME PURGE: 1 EQUIPMENT VOL. = PUMP VOLUME + (TUBING CAPACITY X TUBING LENGTH) + FLOW CELL VOLUME
(only fill out if applicable)

= gallons + (gallons/foot X feet) + gallons = gallons

INITIAL PUMP OR TUBING DEPTH IN WELL (feet):	FINAL PUMP OR TUBING DEPTH IN WELL (feet):	PURGING INITIATED AT:	PURGING ENDED AT:	TOTAL VOLUME PURGED (gallons):
23	23	13:38	13:50	1.80

TIME	VOLUME PURGED (gallons)	CUMUL. VOLUME PURGED (gallons)	PURGE RATE (gpm)	DEPTH TO WATER (feet)	pH (standard units)	TEMP. (°C)	COND. (circle units) µmhos/cm or µS/cm	DISSOLVED OXYGEN (circle units) mg/L or % saturation	TURBIDITY (NTUs)	ORP (mV)	COLOR (describe)	ODOR (describe)
13:43	1.00	1.00	0.20	20.00	6.31	27.30	311	3.99/50.6%	8.76	115.80	Clear	No Odor
13:45	0.40	1.40	0.20	20.00	6.33	27.29	314	3.92/49.7%	8.76	119.00	Clear	No Odor
13:47	0.40	1.80	0.20	20.00	6.45	27.11	312	3.93/49.9%	8.77	116.90	Clear	No Odor

WELL CAPACITY (Gallons Per Foot): **0.75"** = 0.02; **1"** = 0.04; **1.25"** = 0.06; **2"** = 0.16; **3"** = 0.37; **4"** = 0.65; **5"** = 1.02; **6"** = 1.47; **12"** = 5.88
TUBING INSIDE DIA. CAPACITY (Gal./Ft.): **1/8"** = 0.0006; **3/16"** = 0.0014; **1/4"** = 0.0026; **5/16"** = 0.004; **3/8"** = 0.006; **1/2"** = 0.010; **5/8"** = 0.016

PURGING EQUIPMENT CODES: **B** = Bailer; **BP** = Bladder Pump; **ESP** = Electric Submersible Pump; **PP =** Peristaltic Pump; **O** = Other (Specify)

SAMPLING DATA

SAMPLED BY (PRINT) / AFFILIATION:	SAMPLER(S) SIGNATURE(S):	SAMPLING INITIATED	SAMPLING ENDED AT:
Fauve Herron/SCS		13:51	13:54

PUMP OR TUBING DEPTH IN WELL (feet):	TUBING MATERIAL CODE:	FIELD-FILTERED: Y N Filtration Equipment Type:	FILTER SIZE: µm
23	HDPE + S		

FIELD DECONTAMINATION: PUMP Y N TUBING Y N (replaced) DUPLICATE: Y N

SAMPLE CONTAINER SPECIFICATION				SAMPLE PRESERVATION			INTENDED ANALYSIS AND/OR METHOD	SAMPLING EQUIPMENT CODE	SAMPLE PUMP FLOW RATE (mL per minute)
SAMPLE ID CODE	# CONTAINERS	MATERIAL CODE	VOLUME (mL)	PRESERVATIVE USED	TOTAL VOL ADDED IN FIELD (mL)	FINAL pH			
2MW-24S	3	CG	40	----	0	----	VOC	APP	~757
2MW-24S	1	PE	125	----	0	6.45	Nitrite-nitrite	APP	~757
2MW-24S	1	PE	125	----	0	6.45	Chloride	APP	~757
2MW-24S	1	PE	500	----	0	6.45	TDS	APP	~757
2MW-24S	3	CG	40	HCL	0	----	VOC	APP	~757
2MW-24S	1	PE	250	H2SO4	0	<2	Ammonia	APP	~757
2MW-24S	1	PE	250	H2SO4	0	<2	Nitrate-nitrite	APP	~757
2MW-24S	1	PE	250	HNO3	0	<2	As,Fe,Ba,Cr,Cd,Pb,Hg Se,Ag,Be,Co,Cu,Na	APP	~757

MATERIAL CODES: **AG** = Amber Glass; **CG** = Clear Glass; **PE** = Polyethylene; **PP** = Polypropylene; **S** = Silicone; **T** = Teflon; **O** = Other (Specify)

SAMPLING EQUIPMENT CODES: **APP** = After Peristaltic Pump; **B** = Bailer; **BP** = Bladder Pump; **ESP** = Electric Submersible Pump; **RFPP** = Reverse Flow Peristaltic Pump; **SM** = Straw Method (Tubing Gravity Drain); **O** = Other (Specify)

NOTES: 1. **The above do not constitute all of the information required by Chapter 62-160, F.A.C.**

2. STABILIZATION CRITERIA FOR RANGE OF VARIATION OF LAST THREE CONSECUTIVE READINGS (SEE FS 2212, SECTION 3)

pH: + 0.2 units Temperature: + 0.2 °C **Specific Conductance:** + 5% **Dissolved Oxygen:** all readings < 20% saturation (see Table FS 2200-2); optionally, ± 0.2 mg/L or ± 10% (whichever is greater) **Turbidity:** all readings ≤ 20 NTU; optionally ± 5 NTU or ± 10% (whichever is greater)

Revision Date: January 30, 2017

Form FD 9000-24

GROUNDWATER SAMPLING LOG

SITE NAME:	PASCO COUNTY RESOURCE RECOVERY	SITE LOCATION:	14230 Hays Rd, Spring Hill, FL 34610
WELL NO: 2MW-25D	SAMPLE ID: 2MW-25D	DATE: 25 Oct-2022	

PURGING DATA

WELL DIAMETER (inches):	TUBING DIAMETER (inches):	WELL SCREEN INTERVAL	STATIC DEPTH TO WATER (feet):	PURGE PUMP TYPE OR BAILER:
2	3/16	DEPTH: 17 feet to 32 feet	17.35	PP

WELL VOLUME PURGE: 1 WELL VOLUME = (TOTAL WELL DEPTH – STATIC DEPTH TO WATER) X WELL CAPACITY
(only fill out if applicable)

= (32.0 feet – 17.35 feet) X 0.16 gallons/foot = 2.34 gallons

EQUIPMENT VOLUME PURGE: 1 EQUIPMENT VOL. = PUMP VOLUME + (TUBING CAPACITY X TUBING LENGTH) + FLOW CELL VOLUME
(only fill out if applicable)

= gallons + (gallons/foot X feet) + gallons = gallons

INITIAL PUMP OR TUBING DEPTH IN WELL (feet):	FINAL PUMP OR TUBING DEPTH IN WELL (feet):	PURGING INITIATED AT:	PURGING ENDED AT:	TOTAL VOLUME PURGED (gallons):
24.5	24.5	14:34	15:02	2.90

TIME	VOLUME PURGED (gallons)	CUMUL. VOLUME PURGED (gallons)	PURGE RATE (gpm)	DEPTH TO WATER (feet)	pH (standard units)	TEMP. (°C)	COND. (circle units) µmhos/cm or µS/cm	DISSOLVED OXYGEN (circle units) mg/L or % saturation	TURBIDITY (NTUs)	ORP (mV)	COLOR (describe)	ODOR (describe)
14:58	2.50	2.50	0.10	17.35	7.16	29.42	622	0.23/3.0%	0.02	6.60	Clear	No Odor
15:00	0.20	2.70	0.10	17.35	7.16	29.37	621	0.23/3.0%	0.02	5.30	Clear	No Odor
15:02	0.20	2.90	0.10	17.35	7.16	29.37	621	0.23/3.0%	0.02	4.00	Clear	No Odor

WELL CAPACITY (Gallons Per Foot): **0.75"** = 0.02; **1"** = 0.04; **1.25"** = 0.06; **2"** = 0.16; **3"** = 0.37; **4"** = 0.65; **5"** = 1.02; **6"** = 1.47; **12"** = 5.88
TUBING INSIDE DIA. CAPACITY (Gal./Ft.): **1/8"** = 0.0006; **3/16"** = 0.0014; **1/4"** = 0.0026; **5/16"** = 0.004; **3/8"** = 0.006; **1/2"** = 0.010; **5/8"** = 0.016

PURGING EQUIPMENT CODES: **B** = Bailer; **BP** = Bladder Pump; **ESP** = Electric Submersible Pump; **PP =** Peristaltic Pump; **O** = Other (Specify)

SAMPLING DATA

SAMPLED BY (PRINT) / AFFILIATION:	SAMPLER(S) SIGNATURE(S):	SAMPLING INITIATED	SAMPLING ENDED AT:
Fauve Herron/SCS		15:03	15:08

PUMP OR TUBING DEPTH IN WELL (feet):	TUBING MATERIAL CODE:	FIELD-FILTERED: Y N Filtration Equipment Type:	FILTER SIZE: µm
24.5	HDPE + S		

FIELD DECONTAMINATION: PUMP Y N TUBING Y N (replaced) DUPLICATE: Y N

SAMPLE CONTAINER SPECIFICATION				SAMPLE PRESERVATION			INTENDED ANALYSIS AND/OR METHOD	SAMPLING EQUIPMENT CODE	SAMPLE PUMP FLOW RATE (mL per minute)
SAMPLE ID CODE	# CONTAINERS	MATERIAL CODE	VOLUME (mL)	PRESERVATIVE USED	TOTAL VOL ADDED IN FIELD (mL)	FINAL pH			
2MW-25D	3	CG	40	----	0	----	VOC	APP	~379
2MW-25D	1	PE	125	----	0	7.16	Nitrite-nitrite	APP	~379
2MW-25D	1	PE	125	----	0	7.16	Chloride	APP	~379
2MW-25D	1	PE	500	----	0	7.16	TDS	APP	~379
2MW-25D	3	CG	40	HCL	0	----	VOC	APP	~379
2MW-25D	1	PE	250	H2SO4	0	<2	Ammonia	APP	~379
2MW-25D	1	PE	250	H2SO4	0	<2	Nitrate-nitrite	APP	~379
2MW-25D	1	PE	250	HNO3	0	<2	As,Fe,Ba,Cr,Cd,Pb,Hg Se,Ag,Be,Co,Cu,Na	APP	~379

MATERIAL CODES: **AG** = Amber Glass; **CG** = Clear Glass; **PE** = Polyethylene; **PP** = Polypropylene; **S** = Silicone; **T** = Teflon; **O** = Other (Specify)

SAMPLING EQUIPMENT CODES: **APP** = After Peristaltic Pump; **B** = Bailer; **BP** = Bladder Pump; **ESP** = Electric Submersible Pump; **RFPP** = Reverse Flow Peristaltic Pump; **SM** = Straw Method (Tubing Gravity Drain); **O** = Other (Specify)

NOTES: 1. **The above do not constitute all of the information required by Chapter 62-160, F.A.C.**

2. STABILIZATION CRITERIA FOR RANGE OF VARIATION OF LAST THREE CONSECUTIVE READINGS (SEE FS 2212, SECTION 3)

pH: + 0.2 units Temperature: + 0.2 °C **Specific Conductance:** + 5% **Dissolved Oxygen:** all readings < 20% saturation (see Table FS 2200-2); optionally, ± 0.2 mg/L or ± 10% (whichever is greater) **Turbidity:** all readings ≤ 20 NTU; optionally ± 5 NTU or ± 10% (whichever is greater)

Revision Date: January 30, 2017

Form FD 9000-24

GROUNDWATER SAMPLING LOG

SITE NAME:	PASCO COUNTY RESOURCE RECOVERY	SITE LOCATION:	14230 Hays Rd, Spring Hill, FL 34610
WELL NO: 2MW-17S	SAMPLE ID: 2MW-17S	DATE: 26 Oct-2022	

PURGING DATA

WELL DIAMETER (inches):	TUBING DIAMETER (inches):	WELL SCREEN INTERVAL	STATIC DEPTH TO WATER (feet):	PURGE PUMP TYPE OR BAILER:
1.5	3/16	DEPTH: 23 feet to 38 feet	27.40	PP

WELL VOLUME PURGE: 1 WELL VOLUME = (TOTAL WELL DEPTH – STATIC DEPTH TO WATER) X WELL CAPACITY
(only fill out if applicable)

= (38.0 feet – 27.40 feet) X 0.09 gallons/foot = 0.95 gallons

EQUIPMENT VOLUME PURGE: 1 EQUIPMENT VOL. = PUMP VOLUME + (TUBING CAPACITY X TUBING LENGTH) + FLOW CELL VOLUME
(only fill out if applicable)

= gallons + (gallons/foot X feet) + gallons = gallons

INITIAL PUMP OR TUBING DEPTH IN WELL (feet):	FINAL PUMP OR TUBING DEPTH IN WELL (feet):	PURGING INITIATED AT:	PURGING ENDED AT:	TOTAL VOLUME PURGED (gallons):
34	34	9:22	9:39	1.07

TIME	VOLUME PURGED (gallons)	CUMUL. VOLUME PURGED (gallons)	PURGE RATE (gpm)	DEPTH TO WATER (feet)	pH (standard units)	TEMP. (°C)	COND. (circle units) µmhos/cm or µS/cm	DISSOLVED OXYGEN (circle units) mg/L or % saturation	TURBIDITY (NTUs)	ORP (mV)	COLOR (describe)	ODOR (describe)
9:32	1.00	1.00	0.08	27.40	7.12	25.58	483	1.77/21.8%	15.10	200.22	Clear	No Odor
9:34	0.16	1.16	0.08	27.40	7.14	25.52	484	1.64/20.1%	15.20	198.10	Clear	No Odor
9:36	0.16	1.32	0.08	27.30	7.15	25.49	485	1.66/20.4%	15.10	195.60	Clear	No Odor

WELL CAPACITY (Gallons Per Foot): **0.75"** = 0.02; **1"** = 0.04; **1.25"** = 0.06; **2"** = 0.16; **3"** = 0.37; **4"** = 0.65; **5"** = 1.02; **6"** = 1.47; **12"** = 5.88
TUBING INSIDE DIA. CAPACITY (Gal./Ft.): **1/8"** = 0.0006; **3/16"** = 0.0014; **1/4"** = 0.0026; **5/16"** = 0.004; **3/8"** = 0.006; **1/2"** = 0.010; **5/8"** = 0.016

PURGING EQUIPMENT CODES: **B** = Bailer; **BP** = Bladder Pump; **ESP** = Electric Submersible Pump; **PP =** Peristaltic Pump; **O** = Other (Specify)

SAMPLING DATA

SAMPLED BY (PRINT) / AFFILIATION:	SAMPLER(S) SIGNATURE(S):	SAMPLING INITIATED	SAMPLING ENDED AT:
Fauve Herron/SCS		9:40	9:46

PUMP OR TUBING DEPTH IN WELL (feet):	TUBING MATERIAL CODE:	FIELD-FILTERED: Y (N) Filtration Equipment Type:	FILTER SIZE: µm
34	HDPE + S		

FIELD DECONTAMINATION: PUMP Y (N) TUBING Y (N (replaced)) DUPLICATE: Y (N)

SAMPLE CONTAINER SPECIFICATION				SAMPLE PRESERVATION			INTENDED ANALYSIS AND/OR METHOD	SAMPLING EQUIPMENT CODE	SAMPLE PUMP FLOW RATE (mL per minute)
SAMPLE ID CODE	# CONTAINERS	MATERIAL CODE	VOLUME (mL)	PRESERVATIVE USED	TOTAL VOL ADDED IN FIELD (mL)	FINAL pH			
2MW-17S	3	CG	40	----	0	----	VOC	APP	~303
2MW-17S	1	PE	125	----	0	7.15	Chloride	APP	~303
2MW-17S	1	PE	125	----	0	7.15	Nitrite-nitrite	APP	~303
2MW-17S	1	PE	500	----	0	7.15	TDS	APP	~303
2MW-17S	3	CG	40	HCL	0	----	VOC	APP	~303
2MW-17S	1	PE	250	H2SO4	0	<2	Ammonia	APP	~303
2MW-17S	1	PE	250	H2SO4	0	<2	Nitrate-nitrite	APP	~303
2MW-17S	1	PE	250	HNO3	0	<2	As,Fe,Ba,Cr,Cd,Pb,Hg Se,Ag,Be,Co,Cu,Na	APP	~303

MATERIAL CODES: **AG** = Amber Glass; **CG** = Clear Glass; **PE** = Polyethylene; **PP** = Polypropylene; **S** = Silicone; **T** = Teflon; **O** = Other (Specify)

SAMPLING EQUIPMENT CODES: **APP** = After Peristaltic Pump; **B** = Bailer; **BP** = Bladder Pump; **ESP** = Electric Submersible Pump; **RFPP** = Reverse Flow Peristaltic Pump; **SM** = Straw Method (Tubing Gravity Drain); **O** = Other (Specify)

NOTES: 1. **The above do not constitute all of the information required by Chapter 62-160, F.A.C.**

2. STABILIZATION CRITERIA FOR RANGE OF VARIATION OF LAST THREE CONSECUTIVE READINGS (SEE FS 2212, SECTION 3)

pH: + 0.2 units Temperature: + 0.2 °C **Specific Conductance:** + 5% **Dissolved Oxygen:** all readings < 20% saturation (see Table FS 2200-2); optionally, ± 0.2 mg/L or ± 10% (whichever is greater) **Turbidity:** all readings ≤ 20 NTU; optionally ± 5 NTU or ± 10% (whichever is greater)

Revision Date: January 30, 2017

Form FD 9000-24

GROUNDWATER SAMPLING LOG

SITE NAME:	PASCO COUNTY RESOURCE RECOVERY	SITE LOCATION:	14230 Hays Rd, Spring Hill, FL 34610
WELL NO: 2MW-19D	SAMPLE ID: 2MW-19D	DATE: 26 Oct-2022	

PURGING DATA

WELL DIAMETER (inches):	TUBING DIAMETER (inches):	WELL SCREEN INTERVAL	STATIC DEPTH TO WATER (feet):	PURGE PUMP TYPE OR BAILER:
2	3/16	DEPTH: 45 feet to 55 feet	23.70	PP

WELL VOLUME PURGE: 1 WELL VOLUME = (TOTAL WELL DEPTH – STATIC DEPTH TO WATER) X WELL CAPACITY
(only fill out if applicable)

= (feet – feet) X gallons/foot = gallons

EQUIPMENT VOLUME PURGE: 1 EQUIPMENT VOL. = PUMP VOLUME + (TUBING CAPACITY X TUBING LENGTH) + FLOW CELL VOLUME
(only fill out if applicable)

= 0 gallons + (0.0014 gallons/foot X 55 feet) + 0.09 gallons = 0.501 gallons

INITIAL PUMP OR TUBING DEPTH IN WELL (feet):	FINAL PUMP OR TUBING DEPTH IN WELL (feet):	PURGING INITIATED AT:	PURGING ENDED AT:	TOTAL VOLUME PURGED (gallons):
50	50	9:22	10:35	0.54

TIME	VOLUME PURGED (gallons)	CUMUL. VOLUME PURGED (gallons)	PURGE RATE (gpm)	DEPTH TO WATER (feet)	pH (standard units)	TEMP. (°C)	COND. (circle units) µmhos/cm or µS/cm	DISSOLVED OXYGEN (circle units) mg/L or % saturation	TURBIDITY (NTUs)	ORP (mV)	COLOR (describe)	ODOR (describe)
10:29	0.52	0.52	0.01	23.70	7.20	25.74	476	0.93/11.5%	0.35	117.30	Clear	No Odor
10:31	0.02	0.54	0.01	23.70	7.20	25.75	475	0.93/11.5%	0.35	115.50	Clear	No Odor
10:33	0.02	0.56	0.01	23.70	7.20	25.75	475	0.93/11.5%	0.35	114.10	Clear	No Odor

WELL CAPACITY (Gallons Per Foot): **0.75"** = 0.02; **1"** = 0.04; **1.25"** = 0.06; **2"** = 0.16; **3"** = 0.37; **4"** = 0.65; **5"** = 1.02; **6"** = 1.47; **12"** = 5.88
TUBING INSIDE DIA. CAPACITY (Gal./Ft.): **1/8"** = 0.0006; **3/16"** = 0.0014; **1/4"** = 0.0026; **5/16"** = 0.004; **3/8"** = 0.006; **1/2"** = 0.010; **5/8"** = 0.016

PURGING EQUIPMENT CODES: **B** = Bailer; **BP** = Bladder Pump; **ESP** = Electric Submersible Pump; **PP =** Peristaltic Pump; **O** = Other (Specify)

SAMPLING DATA

SAMPLED BY (PRINT) / AFFILIATION:	SAMPLER(S) SIGNATURE(S):	SAMPLING INITIATED	SAMPLING ENDED AT:
Fauve herron/SCS		10:40	10:46

PUMP OR TUBING DEPTH IN WELL (feet):	TUBING MATERIAL CODE:	FIELD-FILTERED: Y (N) Filtration Equipment Type:	FILTER SIZE: µm
50	HDPE + S		

FIELD DECONTAMINATION: PUMP Y (N) TUBING Y (N (replaced)) DUPLICATE: Y (N)

SAMPLE CONTAINER SPECIFICATION				SAMPLE PRESERVATION			INTENDED ANALYSIS AND/OR METHOD	SAMPLING EQUIPMENT CODE	SAMPLE PUMP FLOW RATE (mL per minute)
SAMPLE ID CODE	# CONTAINERS	MATERIAL CODE	VOLUME (mL)	PRESERVATIVE USED	TOTAL VOL ADDED IN FIELD (mL)	FINAL pH			
2MW-19D	3	CG	40	----	0	----	VOC	APP	~38
2MW-19D	3	CG	40	----	0	----	VOC	APP	~38
2MW-19D	1	PE	125	----	0	7.20	Chloride	APP	~38
2MW-19D	1	PE	500	----	0	7.20	TDS	APP	~38
2MW-19D	1	PE	125	----	0	7.20	Nitrite-nitrite	APP	~38
2MW-19D	1	PE	250	H2SO4	0	<2	Ammonia	APP	~38
2MW-19D	0	PE	250	H2SO4	0	<2	Nitrate-nitrite	APP	~38
2MW-19D	1	PE	250	HNO3	0	<2	As,Fe,Ba,Cr,Cd,Pb,Hg Se,Ag,Be,Co,Cu,Ni	APP	~38

MATERIAL CODES: **AG** = Amber Glass; **CG** = Clear Glass; **PE** = Polyethylene; **PP** = Polypropylene; **S** = Silicone; **T** = Teflon; **O** = Other (Specify)

SAMPLING EQUIPMENT CODES: **APP** = After Peristaltic Pump; **B** = Bailer; **BP** = Bladder Pump; **ESP** = Electric Submersible Pump; **RFPP** = Reverse Flow Peristaltic Pump; **SM** = Straw Method (Tubing Gravity Drain); **O** = Other (Specify)

NOTES: 1. **The above do not constitute all of the information required by Chapter 62-160, F.A.C.**

2. STABILIZATION CRITERIA FOR RANGE OF VARIATION OF LAST THREE CONSECUTIVE READINGS (SEE FS 2212, SECTION 3)

pH: + 0.2 units Temperature: + 0.2 °C **Specific Conductance:** + 5% **Dissolved Oxygen:** all readings < 20% saturation (see Table FS 2200-2); optionally, ± 0.2 mg/L or ± 10% (whichever is greater) **Turbidity:** all readings ≤ 20 NTU; optionally ± 5 NTU or ± 10% (whichever is greater)

Revision Date: January 30, 2017

Form FD 9000-24

GROUNDWATER SAMPLING LOG

SITE NAME:	PASCO COUNTY RESOURCE RECOVERY	SITE LOCATION:	14230 Hays Rd, Spring Hill, FL 34610
WELL NO: 4MW-6	SAMPLE ID: 4MW-6	DATE: 26 Oct-2022	

PURGING DATA

WELL DIAMETER (inches):	TUBING DIAMETER (inches):	WELL SCREEN INTERVAL	STATIC DEPTH TO WATER (feet):	PURGE PUMP TYPE OR BAILER:
4	1/4	DEPTH: 73 feet to 100 feet	23.90	BP

WELL VOLUME PURGE: 1 WELL VOLUME = (TOTAL WELL DEPTH – STATIC DEPTH TO WATER) X WELL CAPACITY
(only fill out if applicable)

= (100.0 feet – 23.90 feet) X 0.65 gallons/foot = 49.47 gallons

EQUIPMENT VOLUME PURGE: 1 EQUIPMENT VOL. = PUMP VOLUME + (TUBING CAPACITY X TUBING LENGTH) + FLOW CELL VOLUME
(only fill out if applicable)

= gallons + (gallons/foot X feet) + gallons = gallons

INITIAL PUMP OR TUBING DEPTH IN WELL (feet):	FINAL PUMP OR TUBING DEPTH IN WELL (feet):	PURGING INITIATED AT:	PURGING ENDED AT:	TOTAL VOLUME PURGED (gallons):
73	73	8:05	12:36	75.20

TIME	VOLUME PURGED (gallons)	CUMUL. VOLUME PURGED (gallons)	PURGE RATE (gpm)	DEPTH TO WATER (feet)	pH (standard units)	TEMP. (°C)	COND. (circle units) µmhos/cm or µS/cm	DISSOLVED OXYGEN (circle units) mg/L or % saturation	TURBIDITY (NTUs)	ORP (mV)	COLOR (describe)	ODOR (describe)
11:05	50.00	50.00	0.28	23.90	8.09	25.87	154	5.44/67.3%	1.73	57.60	Clear	No Odor
11:50	12.60	62.60	0.28	23.90	8.05	25.89	154	5.42/67.0%	1.65	64.40	Clear	No Odor
12:35	12.60	75.20	0.28	23.90	8.05	25.90	153	5.39/66.7%	1.61	70.80	Clear	No Odor

WELL CAPACITY (Gallons Per Foot): **0.75"** = 0.02; **1"** = 0.04; **1.25"** = 0.06; **2"** = 0.16; **3"** = 0.37; **4"** = 0.65; **5"** = 1.02; **6"** = 1.47; **12"** = 5.88
TUBING INSIDE DIA. CAPACITY (Gal./Ft.): **1/8"** = 0.0006; **3/16"** = 0.0014; **1/4"** = 0.0026; **5/16"** = 0.004; **3/8"** = 0.006; **1/2"** = 0.010; **5/8"** = 0.016

PURGING EQUIPMENT CODES: **B** = Bailer; **BP** = Bladder Pump; **ESP** = Electric Submersible Pump; **PP =** Peristaltic Pump; **O** = Other (Specify)

SAMPLING DATA

SAMPLED BY (PRINT) / AFFILIATION:	SAMPLER(S) SIGNATURE(S):	SAMPLING INITIATED	SAMPLING ENDED AT:
Donovan Dickey/SCS		12:37	12:39

PUMP OR TUBING DEPTH IN WELL (feet):	TUBING MATERIAL CODE:	FIELD-FILTERED: Y (N) Filtration Equipment Type:	FILTER SIZE: µm
73	HDPE + S		

FIELD DECONTAMINATION: PUMP Y (N) TUBING Y (N (replaced)) DUPLICATE: Y (N)

SAMPLE CONTAINER SPECIFICATION				SAMPLE PRESERVATION			INTENDED ANALYSIS AND/OR METHOD	SAMPLING EQUIPMENT CODE	SAMPLE PUMP FLOW RATE (mL per minute)
SAMPLE ID CODE	# CONTAINERS	MATERIAL CODE	VOLUME (mL)	PRESERVATIVE USED	TOTAL VOL ADDED IN FIELD (mL)	FINAL pH			
4MW-6	3	CG	40	----	0	----	VOC	APP	~1060
4MW-6	1	PE	500	----	0	8.05	TDS	APP	~1060
4MW-6	1	PE	120	----	0	8.05	Chloride	APP	~1060
4MW-6	3	CG	40	HCL	0	<2	8011	APP	~1060
4MW-6	1	PE	250	HNO3	0	<2	As,Fe,Ba,Cr,Cd,Pb,Hg Se,Ag,Be,Co,Cu,Na	APP	~1060
4MW-6	1	PE	250	H2SO4	0	<2	Ammonia	APP	~1060
4MW-6	1	PE	250	H2SO4	0	<2	Nitrate	APP	~1060
4MW-6	1	PE	250	H2SO4	0	<2	Nitrate	APP	~1060

Bladder pump purge, sop sample option b for fully submerged screen

MATERIAL CODES: **AG** = Amber Glass; **CG** = Clear Glass; **PE** = Polyethylene; **PP** = Polypropylene; **S** = Silicone; **T** = Teflon; **O** = Other (Specify)

SAMPLING EQUIPMENT CODES: **APP** = After Peristaltic Pump; **B** = Bailer; **BP** = Bladder Pump; **ESP** = Electric Submersible Pump; **RFPP** = Reverse Flow Peristaltic Pump; **SM** = Straw Method (Tubing Gravity Drain); **O** = Other (Specify)

NOTES: 1. **The above do not constitute all of the information required by Chapter 62-160, F.A.C.**

2. STABILIZATION CRITERIA FOR RANGE OF VARIATION OF LAST THREE CONSECUTIVE READINGS (SEE FS 2212, SECTION 3)

pH: + 0.2 units Temperature: + 0.2 °C **Specific Conductance:** + 5% **Dissolved Oxygen:** all readings < 20% saturation (see Table FS 2200-2); optionally, ± 0.2 mg/L or ± 10% (whichever is greater) **Turbidity:** all readings ≤ 20 NTU; optionally ± 5 NTU or ± 10% (whichever is greater)

Revision Date: January 30, 2017

Form FD 9000-24

GROUNDWATER SAMPLING LOG

SITE NAME:	PASCO COUNTY RESOURCE RECOVERY	SITE LOCATION:	14230 Hays Rd, Spring Hill, FL 34610
WELL NO: 2MW-15DA	SAMPLE ID: 2MW-15DA	DATE: 26 Oct-2022	

PURGING DATA

WELL DIAMETER (inches):	TUBING DIAMETER (inches):	WELL SCREEN INTERVAL	STATIC DEPTH TO WATER (feet):	PURGE PUMP TYPE OR BAILER:
2	3/16	DEPTH: 34 feet to 44 feet	21.50	PP

WELL VOLUME PURGE: 1 WELL VOLUME = (TOTAL WELL DEPTH – STATIC DEPTH TO WATER) X WELL CAPACITY
(only fill out if applicable)

= (feet – feet) X gallons/foot = gallons

EQUIPMENT VOLUME PURGE: 1 EQUIPMENT VOL. = PUMP VOLUME + (TUBING CAPACITY X TUBING LENGTH) + FLOW CELL VOLUME
(only fill out if applicable)

= 0 gallons + (0.0014 gallons/foot X 41 feet) + 0.09 gallons = 0.442 gallons

INITIAL PUMP OR TUBING DEPTH IN WELL (feet):	FINAL PUMP OR TUBING DEPTH IN WELL (feet):	PURGING INITIATED AT:	PURGING ENDED AT:	TOTAL VOLUME PURGED (gallons):
39	39	11:15	11:47	0.44

TIME	VOLUME PURGED (gallons)	CUMUL. VOLUME PURGED (gallons)	PURGE RATE (gpm)	DEPTH TO WATER (feet)	pH (standard units)	TEMP. (°C)	COND. (circle units) µmhos/cm or µS/cm	DISSOLVED OXYGEN (circle units) mg/L or % saturation	TURBIDITY (NTUs)	ORP (mV)	COLOR (describe)	ODOR (describe)
11:43	0.50	0.50	0.01	21.50	7.55	32.15	310	3.67/50.6%	4.60	70.60	Clear	No Odor
11:45	0.02	0.52	0.01	21.50	7.55	32.15	311	3.67/50.6%	4.60	66.10	Clear	No Odor
11:47	0.02	0.54	0.01	21.50	7.55	32.15	311	3.63/50.1%	4.60	64.90	Clear	No Odor

WELL CAPACITY (Gallons Per Foot): **0.75"** = 0.02; **1"** = 0.04; **1.25"** = 0.06; **2"** = 0.16; **3"** = 0.37; **4"** = 0.65; **5"** = 1.02; **6"** = 1.47; **12"** = 5.88
TUBING INSIDE DIA. CAPACITY (Gal./Ft.): **1/8"** = 0.0006; **3/16"** = 0.0014; **1/4"** = 0.0026; **5/16"** = 0.004; **3/8"** = 0.006; **1/2"** = 0.010; **5/8"** = 0.016

PURGING EQUIPMENT CODES: **B** = Bailer; **BP** = Bladder Pump; **ESP** = Electric Submersible Pump; **PP =** Peristaltic Pump; **O** = Other (Specify)

SAMPLING DATA

SAMPLED BY (PRINT) / AFFILIATION:	SAMPLER(S) SIGNATURE(S):	SAMPLING INITIATED	SAMPLING ENDED AT:
Fauve Herron/SCS		11:50	12:34

PUMP OR TUBING DEPTH IN WELL (feet):	TUBING MATERIAL CODE:	FIELD-FILTERED: Y (N) Filtration Equipment Type:	FILTER SIZE: µm
39	HDPE + S		

FIELD DECONTAMINATION: PUMP Y (N) TUBING Y (N (replaced)) DUPLICATE: Y (N)

SAMPLE CONTAINER SPECIFICATION				SAMPLE PRESERVATION			INTENDED ANALYSIS AND/OR METHOD	SAMPLING EQUIPMENT CODE	SAMPLE PUMP FLOW RATE (mL per minute)
SAMPLE ID CODE	# CONTAINERS	MATERIAL CODE	VOLUME (mL)	PRESERVATIVE USED	TOTAL VOL ADDED IN FIELD (mL)	FINAL pH			
2MW-15DA	3	CG	40	----	0	----	VOC	APP	~38
2MW-15DA	1	PE	125	----	0	7.55	Chloride	APP	~38
2MW-15DA	1	PE	125	----	0	7.55	Nitrite-nitrite	APP	~38
2MW-15DA	1	PE	500	----	0	7.55	TDS	APP	~38
2MW-15DA	3	CG	40	HCL	0	----	VOC	APP	~38
2MW-15DA	1	PE	250	H2SO4	0	<2	Nitrate-nitrite	APP	~38
2MW-15DA	1	PE	250	H2SO4	0	<2	Ammonia	APP	~38
2MW-15DA	1	PE	250	HNO3	0	<2	As,Fe,Ba,Cr,Cd,Pb,Hg Se,Ag,Be,Co,Cu,Na	APP	~38

Low pressure

MATERIAL CODES: **AG** = Amber Glass; **CG** = Clear Glass; **PE** = Polyethylene; **PP** = Polypropylene; **S** = Silicone; **T** = Teflon; **O** = Other (Specify)

SAMPLING EQUIPMENT CODES: **APP** = After Peristaltic Pump; **B** = Bailer; **BP** = Bladder Pump; **ESP** = Electric Submersible Pump; **RFPP** = Reverse Flow Peristaltic Pump; **SM** = Straw Method (Tubing Gravity Drain); **O** = Other (Specify)

NOTES: 1. **The above do not constitute all of the information required by Chapter 62-160, F.A.C.**

2. STABILIZATION CRITERIA FOR RANGE OF VARIATION OF LAST THREE CONSECUTIVE READINGS (SEE FS 2212, SECTION 3)

pH: + 0.2 units Temperature: + 0.2 °C **Specific Conductance:** + 5% **Dissolved Oxygen:** all readings < 20% saturation (see Table FS 2200-2); optionally, ± 0.2 mg/L or ± 10% (whichever is greater) **Turbidity:** all readings ≤ 20 NTU; optionally ± 5 NTU or ± 10% (whichever is greater)

Revision Date: January 30, 2017

Form FD 9000-24

GROUNDWATER SAMPLING LOG

SITE NAME:	PASCO COUNTY RESOURCE RECOVERY	SITE LOCATION:	14230 Hays Rd, Spring Hill, FL 34610
WELL NO: 4MW-4	SAMPLE ID: 4MW-4	DATE: 26 Oct-2022	

PURGING DATA

WELL DIAMETER (inches):	TUBING DIAMETER (inches):	WELL SCREEN INTERVAL	STATIC DEPTH TO WATER (feet):	PURGE PUMP TYPE OR BAILER:
2	1/4	DEPTH: 22 feet to 50 feet	23.00	BP

WELL VOLUME PURGE: 1 WELL VOLUME = (TOTAL WELL DEPTH – STATIC DEPTH TO WATER) X WELL CAPACITY
(only fill out if applicable)

= (50.0 feet – 23.00 feet) X 0.16 gallons/foot = 4.32 gallons

EQUIPMENT VOLUME PURGE: 1 EQUIPMENT VOL. = PUMP VOLUME + (TUBING CAPACITY X TUBING LENGTH) + FLOW CELL VOLUME
(only fill out if applicable)

= gallons + (gallons/foot X feet) + gallons = gallons

INITIAL PUMP OR TUBING DEPTH IN WELL (feet):	FINAL PUMP OR TUBING DEPTH IN WELL (feet):	PURGING INITIATED AT:	PURGING ENDED AT:	TOTAL VOLUME PURGED (gallons):
36.5	36.5	12:47	13:04	8.00

TIME	VOLUME PURGED (gallons)	CUMUL. VOLUME PURGED (gallons)	PURGE RATE (gpm)	DEPTH TO WATER (feet)	pH (standard units)	TEMP. (°C)	COND. (circle units) µmhos/cm or µS/cm	DISSOLVED OXYGEN (circle units) mg/L or % saturation	TURBIDITY (NTUs)	ORP (mV)	COLOR (describe)	ODOR (describe)
12:57	5.00	5.00	0.50	23.00	7.24	25.61	409	2.11/26.0%	1.93	96.90	Clear	No Odor
13:00	1.50	6.50	0.50	23.00	7.23	25.61	409	2.07/25.5%	2.07	91.00	Clear	No Odor
13:03	1.50	8.00	0.50	23.00	7.23	25.61	409	2.03/25.0%	1.87	87.80	Clear	No Odor

WELL CAPACITY (Gallons Per Foot): **0.75"** = 0.02; **1"** = 0.04; **1.25"** = 0.06; **2"** = 0.16; **3"** = 0.37; **4"** = 0.65; **5"** = 1.02; **6"** = 1.47; **12"** = 5.88
TUBING INSIDE DIA. CAPACITY (Gal./Ft.): **1/8"** = 0.0006; **3/16"** = 0.0014; **1/4"** = 0.0026; **5/16"** = 0.004; **3/8"** = 0.006; **1/2"** = 0.010; **5/8"** = 0.016

PURGING EQUIPMENT CODES: **B** = Bailer; **BP** = Bladder Pump; **ESP** = Electric Submersible Pump; **PP =** Peristaltic Pump; **O** = Other (Specify)

SAMPLING DATA

SAMPLED BY (PRINT) / AFFILIATION:	SAMPLER(S) SIGNATURE(S):	SAMPLING INITIATED	SAMPLING ENDED AT:
Donovan Dickey/SCS		13:05	13:06

PUMP OR TUBING DEPTH IN WELL (feet):	TUBING MATERIAL CODE:	FIELD-FILTERED: Y (N) Filtration Equipment Type:	FILTER SIZE: µm
36.5	HDPE + S		

FIELD DECONTAMINATION: PUMP Y (N) TUBING Y (N replaced) DUPLICATE: Y (N)

SAMPLE CONTAINER SPECIFICATION				SAMPLE PRESERVATION			INTENDED ANALYSIS AND/OR METHOD	SAMPLING EQUIPMENT CODE	SAMPLE PUMP FLOW RATE (mL per minute)
SAMPLE ID CODE	# CONTAINERS	MATERIAL CODE	VOLUME (mL)	PRESERVATIVE USED	TOTAL VOL ADDED IN FIELD (mL)	FINAL pH			
4MW-4	3	CG	40	----	0	----	VOC	APP	~1893
4MW-4	1	PE	500	----	0	7.23	TDS	APP	~1893
4MW-4	1	PE	120	----	0	7.23	Chloride	APP	~1893
4MW-4	1	PE	120	----	0	7.23	Nitrite	APP	~1893
4MW-4	3	CG	40	HCL	0	<2	8011	APP	~1893
4MW-4	1	PE	250	HNO3	0	<2	As,Fe,Ba,Cr,Cd,Pb,Hg Se Ag Be Co Cu Na	APP	~1893
4MW-4	1	PE	250	H2SO4	0	<2	Ammonia	APP	~1893
4MW-4	1	PE	250	H2SO4	0	<2	Nitrate	APP	~1893

Bladder pump, partial submerged screen >10 sample per sop option 3

MATERIAL CODES: **AG** = Amber Glass; **CG** = Clear Glass; **PE** = Polyethylene; **PP** = Polypropylene; **S** = Silicone; **T** = Teflon; **O** = Other (Specify)

SAMPLING EQUIPMENT CODES: **APP** = After Peristaltic Pump; **B** = Bailer; **BP** = Bladder Pump; **ESP** = Electric Submersible Pump; **RFPP** = Reverse Flow Peristaltic Pump; **SM** = Straw Method (Tubing Gravity Drain); **O** = Other (Specify)

NOTES: 1. **The above do not constitute all of the information required by Chapter 62-160, F.A.C.**

2. STABILIZATION CRITERIA FOR RANGE OF VARIATION OF LAST THREE CONSECUTIVE READINGS (SEE FS 2212, SECTION 3)

pH: + 0.2 units Temperature: + 0.2 °C **Specific Conductance:** + 5% **Dissolved Oxygen:** all readings < 20% saturation (see Table FS 2200-2); optionally, ± 0.2 mg/L or ± 10% (whichever is greater) **Turbidity:** all readings ≤ 20 NTU; optionally ± 5 NTU or ± 10% (whichever is greater)

Revision Date: January 30, 2017

Form FD 9000-24

GROUNDWATER SAMPLING LOG

SITE NAME:	PASCO COUNTY RESOURCE RECOVERY	SITE LOCATION:	14230 Hays Rd, Spring Hill, FL 34610
WELL NO: 2MW-18D	SAMPLE ID: 2MW-18D	DATE: 26 Oct-2022	

PURGING DATA

WELL DIAMETER (inches):	TUBING DIAMETER (inches):	WELL SCREEN INTERVAL	STATIC DEPTH TO WATER (feet):	PURGE PUMP TYPE OR BAILER:
2	1/4	DEPTH: 25 feet to 40 feet	25.10	BP

WELL VOLUME PURGE: 1 WELL VOLUME = (TOTAL WELL DEPTH – STATIC DEPTH TO WATER) X WELL CAPACITY
(only fill out if applicable)

= (40.0 feet – 25.10 feet) X 0.16 gallons/foot = 2.38 gallons

EQUIPMENT VOLUME PURGE: 1 EQUIPMENT VOL. = PUMP VOLUME + (TUBING CAPACITY X TUBING LENGTH) + FLOW CELL VOLUME
(only fill out if applicable)

= gallons + (gallons/foot X feet) + gallons = gallons

INITIAL PUMP OR TUBING DEPTH IN WELL (feet):	FINAL PUMP OR TUBING DEPTH IN WELL (feet):	PURGING INITIATED AT:	PURGING ENDED AT:	TOTAL VOLUME PURGED (gallons):
32.5	32.5	13:20	13:34	4.20

TIME	VOLUME PURGED (gallons)	CUMUL. VOLUME PURGED (gallons)	PURGE RATE (gpm)	DEPTH TO WATER (feet)	pH (standard units)	TEMP. (°C)	COND. (circle units) µmhos/cm or µS/cm	DISSOLVED OXYGEN (circle units) mg/L or % saturation	TURBIDITY (NTUs)	ORP (mV)	COLOR (describe)	ODOR (describe)
13:30	3.00	3.00	0.30	25.10	7.30	25.39	481	3.11/38.1%	8.77	-15.70	Clear	No Odor
13:32	0.60	3.60	0.30	25.10	7.27	25.34	477	3.18/38.9%	8.65	-20.90	Clear	No Odor
13:34	0.60	4.20	0.30	25.10	7.26	25.34	477	3.12/38.3%	8.43	-21.20	Clear	No Odor

WELL CAPACITY (Gallons Per Foot): **0.75"** = 0.02; **1"** = 0.04; **1.25"** = 0.06; **2"** = 0.16; **3"** = 0.37; **4"** = 0.65; **5"** = 1.02; **6"** = 1.47; **12"** = 5.88
TUBING INSIDE DIA. CAPACITY (Gal./Ft.): **1/8"** = 0.0006; **3/16"** = 0.0014; **1/4"** = 0.0026; **5/16"** = 0.004; **3/8"** = 0.006; **1/2"** = 0.010; **5/8"** = 0.016

PURGING EQUIPMENT CODES: **B** = Bailer; **BP** = Bladder Pump; **ESP** = Electric Submersible Pump; **PP =** Peristaltic Pump; **O** = Other (Specify)

SAMPLING DATA

SAMPLED BY (PRINT) / AFFILIATION:	SAMPLER(S) SIGNATURE(S):	SAMPLING INITIATED	SAMPLING ENDED AT:
Donovan Dickey/SCS		13:35	13:37

PUMP OR TUBING DEPTH IN WELL (feet):	TUBING MATERIAL CODE:	FIELD-FILTERED: Y N Filtration Equipment Type:	FILTER SIZE: µm
32.5	HDPE + S		

FIELD DECONTAMINATION: PUMP Y N TUBING Y N (replaced) DUPLICATE: Y N

SAMPLE CONTAINER SPECIFICATION				SAMPLE PRESERVATION			INTENDED ANALYSIS AND/OR METHOD	SAMPLING EQUIPMENT CODE	SAMPLE PUMP FLOW RATE (mL per minute)
SAMPLE ID CODE	# CONTAINERS	MATERIAL CODE	VOLUME (mL)	PRESERVATIVE USED	TOTAL VOL ADDED IN FIELD (mL)	FINAL pH			
2MW-18D	3	CG	40	----	0	----	VOC	APP	~1136
2MW-18D	1	PE	500	----	0	7.26	TDS	APP	~1136
2MW-18D	1	PE	120	----	0	7.26	Chloride	APP	~1136
2MW-18D	1	PE	120	----	0	7.26	Nitrite	APP	~1136
2MW-18D	3	CG	40	HCL	0	<2	8011	APP	~1136
2MW-18D	1	PE	250	HNO3	0	<2	As,Fe,Ba,Cr,Cd,Pb,Hg Se Ag Be Co Cu Na	APP	~1136
2MW-18D	1	PE	250	H2SO4	0	<2	Ammonia	APP	~1136
2MW-18D	1	PE	250	H2SO4	0	<2	Nitrate	APP	~1136

Bladder pump partially submerged screen >10 sample per sop option 3

MATERIAL CODES: **AG** = Amber Glass; **CG** = Clear Glass; **PE** = Polyethylene; **PP** = Polypropylene; **S** = Silicone; **T** = Teflon; **O** = Other (Specify)

SAMPLING EQUIPMENT CODES: **APP** = After Peristaltic Pump; **B** = Bailer; **BP** = Bladder Pump; **ESP** = Electric Submersible Pump; **RFPP** = Reverse Flow Peristaltic Pump; **SM** = Straw Method (Tubing Gravity Drain); **O** = Other (Specify)

NOTES: 1. **The above do not constitute all of the information required by Chapter 62-160, F.A.C.**

2. STABILIZATION CRITERIA FOR RANGE OF VARIATION OF LAST THREE CONSECUTIVE READINGS (SEE FS 2212, SECTION 3)

pH: + 0.2 units Temperature: + 0.2 °C **Specific Conductance:** + 5% **Dissolved Oxygen:** all readings < 20% saturation (see Table FS 2200-2); optionally, ± 0.2 mg/L or ± 10% (whichever is greater) **Turbidity:** all readings ≤ 20 NTU; optionally ± 5 NTU or ± 10% (whichever is greater)

Revision Date: January 30, 2017

Form FD 9000-24

GROUNDWATER SAMPLING LOG

SITE NAME:	PASCO COUNTY RESOURCE RECOVERY	SITE LOCATION:	14230 Hays Rd, Spring Hill, FL 34610
WELL NO: 4MW-23	SAMPLE ID: 4MW-23	DATE: 26 Oct-2022	

PURGING DATA

WELL DIAMETER (inches):	TUBING DIAMETER (inches):	WELL SCREEN INTERVAL	STATIC DEPTH TO WATER (feet):	PURGE PUMP TYPE OR BAILER:
2	3/16	DEPTH: 38 feet to 53 feet	26.00	PP

WELL VOLUME PURGE: 1 WELL VOLUME = (TOTAL WELL DEPTH – STATIC DEPTH TO WATER) X WELL CAPACITY
(only fill out if applicable)

= (feet – feet) X gallons/foot = gallons

EQUIPMENT VOLUME PURGE: 1 EQUIPMENT VOL. = PUMP VOLUME + (TUBING CAPACITY X TUBING LENGTH) + FLOW CELL VOLUME
(only fill out if applicable)

= 0 gallons + (0.0014 gallons/foot X 50 feet) + 0.09 gallons = 0.48 gallons

INITIAL PUMP OR TUBING DEPTH IN WELL (feet):	FINAL PUMP OR TUBING DEPTH IN WELL (feet):	PURGING INITIATED AT:	PURGING ENDED AT:	TOTAL VOLUME PURGED (gallons):
45.5	45.5	13:30	13:48	0.50

TIME	VOLUME PURGED (gallons)	CUMUL. VOLUME PURGED (gallons)	PURGE RATE (gpm)	DEPTH TO WATER (feet)	pH (standard units)	TEMP. (°C)	COND. (circle units) µmhos/cm or uS/cm	DISSOLVED OXYGEN (circle units) mg/L or % saturation	TURBIDITY (NTUs)	ORP (mV)	COLOR (describe)	ODOR (describe)
13:44	0.50	0.50	0.01	26.00	7.50	27.00	539	0.66/8.3%	7.11	-105.20	Clear	No Odor
13:46	0.02	0.52	0.01	26.00	7.50	26.90	540	0.66/8.3%	7.11	-111.70	Clear	No Odor
13:48	0.02	0.54	0.01	26.00	7.50	27.00	540	0.66/8.3%	7.11	-111.60	Clear	No Odor

WELL CAPACITY (Gallons Per Foot): **0.75"** = 0.02; **1"** = 0.04; **1.25"** = 0.06; **2"** = 0.16; **3"** = 0.37; **4"** = 0.65; **5"** = 1.02; **6"** = 1.47; **12"** = 5.88
TUBING INSIDE DIA. CAPACITY (Gal./Ft.): **1/8"** = 0.0006; **3/16"** = 0.0014; **1/4"** = 0.0026; **5/16"** = 0.004; **3/8"** = 0.006; **1/2"** = 0.010; **5/8"** = 0.016

PURGING EQUIPMENT CODES: **B** = Bailer; **BP** = Bladder Pump; **ESP** = Electric Submersible Pump; **PP =** Peristaltic Pump; **O** = Other (Specify)

SAMPLING DATA

SAMPLED BY (PRINT) / AFFILIATION:	SAMPLER(S) SIGNATURE(S):	SAMPLING INITIATED	SAMPLING ENDED AT:
Fauve Herron/SCS		13:50	13:49

PUMP OR TUBING DEPTH IN WELL (feet):	TUBING MATERIAL CODE:	FIELD-FILTERED: Y (N) Filtration Equipment Type:	FILTER SIZE: µm
45.5	HDPE + S		

FIELD DECONTAMINATION: PUMP Y (N) TUBING Y (N (replaced)) DUPLICATE: Y (N)

SAMPLE CONTAINER SPECIFICATION				SAMPLE PRESERVATION			INTENDED ANALYSIS AND/OR METHOD	SAMPLING EQUIPMENT CODE	SAMPLE PUMP FLOW RATE (mL per minute)
SAMPLE ID CODE	# CONTAINERS	MATERIAL CODE	VOLUME (mL)	PRESERVATIVE USED	TOTAL VOL ADDED IN FIELD (mL)	FINAL pH			
4MW-23	3	CG	40	----	0	----	VOC	APP	~
4MW-23	1	PE	125	----	0	7.50	Chloride	APP	~
4MW-23	1	PE	500	----	0	7.50	TDS	APP	~
4MW-23	1	PE	125	----	0	7.50	Nitrite-nitrite	APP	~
4MW-23	3	CG	40	HCL	0	----	VOC	APP	~
4MW-23	1	PE	250	H2SO4	0	<2	Ammonia	APP	~
4MW-23	1	PE	250	H2SO4	0	<2	Nitrite-nitrate	APP	~
4MW-23	1	PE	250	HNO3	0	<2	As,Fe,Ba,Cr,Cd,Pb,Hg Se,Ag,Be,Co,Cu,Na	APP	~

MATERIAL CODES: **AG** = Amber Glass; **CG** = Clear Glass; **PE** = Polyethylene; **PP** = Polypropylene; **S** = Silicone; **T** = Teflon; **O** = Other (Specify)

SAMPLING EQUIPMENT CODES: **APP** = After Peristaltic Pump; **B** = Bailer; **BP** = Bladder Pump; **ESP** = Electric Submersible Pump; **RFPP** = Reverse Flow Peristaltic Pump; **SM** = Straw Method (Tubing Gravity Drain); **O** = Other (Specify)

NOTES: 1. **The above do not constitute all of the information required by Chapter 62-160, F.A.C.**

2. STABILIZATION CRITERIA FOR RANGE OF VARIATION OF LAST THREE CONSECUTIVE READINGS (SEE FS 2212, SECTION 3)

pH: + 0.2 units Temperature: + 0.2 °C **Specific Conductance:** + 5% **Dissolved Oxygen:** all readings < 20% saturation (see Table FS 2200-2); optionally, ± 0.2 mg/L or ± 10% (whichever is greater) **Turbidity:** all readings ≤ 20 NTU; optionally ± 5 NTU or ± 10% (whichever is greater)

Revision Date: January 30, 2017

Form FD 9000-24

GROUNDWATER SAMPLING LOG

SITE NAME:	PASCO COUNTY RESOURCE RECOVERY	SITE LOCATION:	14230 Hays Rd, Spring Hill, FL 34610
WELL NO: 4MW-12D	SAMPLE ID: 4MW-12D	DATE: 26 Oct-2022	

PURGING DATA

WELL DIAMETER (inches):	TUBING DIAMETER (inches):	WELL SCREEN INTERVAL	STATIC DEPTH TO WATER (feet):	PURGE PUMP TYPE OR BAILER:
2	1/4	DEPTH: 30 feet to 55 feet	24.70	BP

WELL VOLUME PURGE: 1 WELL VOLUME = (TOTAL WELL DEPTH – STATIC DEPTH TO WATER) X WELL CAPACITY
(only fill out if applicable)

= (55.0 feet – 24.70 feet) X 0.16 gallons/foot = 4.85 gallons

EQUIPMENT VOLUME PURGE: 1 EQUIPMENT VOL. = PUMP VOLUME + (TUBING CAPACITY X TUBING LENGTH) + FLOW CELL VOLUME
(only fill out if applicable)

= gallons + (gallons/foot X feet) + gallons = gallons

INITIAL PUMP OR TUBING DEPTH IN WELL (feet):	FINAL PUMP OR TUBING DEPTH IN WELL (feet):	PURGING INITIATED AT:	PURGING ENDED AT:	TOTAL VOLUME PURGED (gallons):
40	40	14:05	14:24	7.52

TIME	VOLUME PURGED (gallons)	CUMUL. VOLUME PURGED (gallons)	PURGE RATE (gpm)	DEPTH TO WATER (feet)	pH (standard units)	TEMP. (°C)	COND. (circle units) µmhos/cm or µS/cm	DISSOLVED OXYGEN (circle units) mg/L or % saturation	TURBIDITY (NTUs)	ORP (mV)	COLOR (describe)	ODOR (describe)
14:17	5.00	5.00	0.42	24.70	7.40	26.09	404	2.92/36.3%	1.17	92.00	Clear	No Odor
14:20	1.26	6.26	0.42	24.70	7.39	26.08	404	2.93/36.4%	1.10	86.50	Clear	No Odor
14:23	1.26	7.52	0.42	24.70	7.38	26.11	404	2.88/35.8%	1.03	84.40	Clear	No Odor

WELL CAPACITY (Gallons Per Foot): **0.75"** = 0.02; **1"** = 0.04; **1.25"** = 0.06; **2"** = 0.16; **3"** = 0.37; **4"** = 0.65; **5"** = 1.02; **6"** = 1.47; **12"** = 5.88
TUBING INSIDE DIA. CAPACITY (Gal./Ft.): **1/8"** = 0.0006; **3/16"** = 0.0014; **1/4"** = 0.0026; **5/16"** = 0.004; **3/8"** = 0.006; **1/2"** = 0.010; **5/8"** = 0.016

PURGING EQUIPMENT CODES: **B** = Bailer; **BP** = Bladder Pump; **ESP** = Electric Submersible Pump; **PP =** Peristaltic Pump; **O** = Other (Specify)

SAMPLING DATA

SAMPLED BY (PRINT) / AFFILIATION:	SAMPLER(S) SIGNATURE(S):	SAMPLING INITIATED	SAMPLING ENDED AT:
Donovan Dickey/SCS		14:25	14:27

PUMP OR TUBING DEPTH IN WELL (feet):	TUBING MATERIAL CODE:	FIELD-FILTERED: Y (N) Filtration Equipment Type:	FILTER SIZE: µm
40	HDPE + S		

FIELD DECONTAMINATION: PUMP Y (N) TUBING Y (N replaced) DUPLICATE: Y (N)

SAMPLE CONTAINER SPECIFICATION				SAMPLE PRESERVATION			INTENDED ANALYSIS AND/OR METHOD	SAMPLING EQUIPMENT CODE	SAMPLE PUMP FLOW RATE (mL per minute)
SAMPLE ID CODE	# CONTAINERS	MATERIAL CODE	VOLUME (mL)	PRESERVATIVE USED	TOTAL VOL ADDED IN FIELD (mL)	FINAL pH			
4MW-12D	3	CG	40	----	0	----	VOC	APP	~1590
4MW-12D	1	PE	500	----	0	7.38	TDS	APP	~1590
4MW-12D	1	PE	120	----	0	7.38	Chloride	APP	~1590
4MW-12D	1	PE	120	----	0	7.38	Nitrite	APP	~1590
4MW-12D	3	CG	40	HCL	0	<2	8011	APP	~1590
4MW-12D	1	PE	250	HNO3	0	<2	As,Fe,Ba,Cr,Cd,Pb,Hg Se,Ag,Be,Co,Cu,Na	APP	~1590
4MW-12D	1	PE	250	H2SO4	0	<2	Ammonia	APP	~1590
4MW-12D	1	PE	250	H2SO4	0	<2	Nitrate	APP	~1590

Screen more than 10 sampling per option 2 on sop for fully submerged screen

MATERIAL CODES: **AG** = Amber Glass; **CG** = Clear Glass; **PE** = Polyethylene; **PP** = Polypropylene; **S** = Silicone; **T** = Teflon; **O** = Other (Specify)

SAMPLING EQUIPMENT CODES: **APP** = After Peristaltic Pump; **B** = Bailer; **BP** = Bladder Pump; **ESP** = Electric Submersible Pump; **RFPP** = Reverse Flow Peristaltic Pump; **SM** = Straw Method (Tubing Gravity Drain); **O** = Other (Specify)

NOTES: 1. **The above do not constitute all of the information required by Chapter 62-160, F.A.C.**

2. STABILIZATION CRITERIA FOR RANGE OF VARIATION OF LAST THREE CONSECUTIVE READINGS (SEE FS 2212, SECTION 3)

pH: + 0.2 units Temperature: + 0.2 °C **Specific Conductance:** + 5% **Dissolved Oxygen:** all readings < 20% saturation (see Table FS 2200-2); optionally, ± 0.2 mg/L or ± 10% (whichever is greater) **Turbidity:** all readings ≤ 20 NTU; optionally ± 5 NTU or ± 10% (whichever is greater)

Revision Date: January 30, 2017

Form FD 9000-24

GROUNDWATER SAMPLING LOG

SITE NAME:	PASCO COUNTY RESOURCE RECOVERY	SITE LOCATION:	14230 Hays Rd, Spring Hill, FL 34610
WELL NO: 4MW-22	SAMPLE ID: 4MW-22	DATE: 26 Oct-2022	

PURGING DATA

WELL DIAMETER (inches):	TUBING DIAMETER (inches):	WELL SCREEN INTERVAL	STATIC DEPTH TO WATER (feet):	PURGE PUMP TYPE OR BAILER:
2	3/16	DEPTH: 30.3 feet to 45.3 feet	34.20	PP

WELL VOLUME PURGE: 1 WELL VOLUME = (TOTAL WELL DEPTH – STATIC DEPTH TO WATER) X WELL CAPACITY
(only fill out if applicable)

= (feet – feet) X gallons/foot = gallons

EQUIPMENT VOLUME PURGE: 1 EQUIPMENT VOL. = PUMP VOLUME + (TUBING CAPACITY X TUBING LENGTH) + FLOW CELL VOLUME
(only fill out if applicable)

= 0 gallons + (0.0014 gallons/foot X 40 feet) + 0.09 gallons = 0.438 gallons

INITIAL PUMP OR TUBING DEPTH IN WELL (feet):	FINAL PUMP OR TUBING DEPTH IN WELL (feet):	PURGING INITIATED AT:	PURGING ENDED AT:	TOTAL VOLUME PURGED (gallons):
38	38	14:20	14:32	0.74

TIME	VOLUME PURGED (gallons)	CUMUL. VOLUME PURGED (gallons)	PURGE RATE (gpm)	DEPTH TO WATER (feet)	pH (standard units)	TEMP. (°C)	COND. (circle units) µmhos/cm or µS/cm	DISSOLVED OXYGEN (circle units) mg/L or % saturation	TURBIDITY (NTUs)	ORP (mV)	COLOR (describe)	ODOR (describe)
14:28	0.50	0.50	0.06	24.20	7.16	26.00	468	0.81/10.1%	6.82	61.30	Clear	No Odor
14:30	0.02	0.62	0.06	24.20	7.16	26.00	468	0.81/10.1%	6.81	57.80	Clear	No Odor
14:32	0.12	0.74	0.06	24.20	7.17	25.90	468	0.81/10.0%	6.81	55.00	Clear	No Odor

WELL CAPACITY (Gallons Per Foot): **0.75"** = 0.02; **1"** = 0.04; **1.25"** = 0.06; **2"** = 0.16; **3"** = 0.37; **4"** = 0.65; **5"** = 1.02; **6"** = 1.47; **12"** = 5.88
TUBING INSIDE DIA. CAPACITY (Gal./Ft.): **1/8"** = 0.0006; **3/16"** = 0.0014; **1/4"** = 0.0026; **5/16"** = 0.004; **3/8"** = 0.006; **1/2"** = 0.010; **5/8"** = 0.016

PURGING EQUIPMENT CODES: **B** = Bailer; **BP** = Bladder Pump; **ESP** = Electric Submersible Pump; **PP =** Peristaltic Pump; **O** = Other (Specify)

SAMPLING DATA

SAMPLED BY (PRINT) / AFFILIATION:	SAMPLER(S) SIGNATURE(S):	SAMPLING INITIATED	SAMPLING ENDED AT:
Fauve Herron/SCS		14:40	14:41

PUMP OR TUBING DEPTH IN WELL (feet):	TUBING MATERIAL CODE:	FIELD-FILTERED: Y (N) Filtration Equipment Type:	FILTER SIZE: µm
38	HDPE + S		

FIELD DECONTAMINATION: PUMP Y (N) TUBING Y (N (replaced)) DUPLICATE: Y (N)

SAMPLE CONTAINER SPECIFICATION				SAMPLE PRESERVATION			INTENDED ANALYSIS AND/OR METHOD	SAMPLING EQUIPMENT CODE	SAMPLE PUMP FLOW RATE (mL per minute)
SAMPLE ID CODE	# CONTAINERS	MATERIAL CODE	VOLUME (mL)	PRESERVATIVE USED	TOTAL VOL ADDED IN FIELD (mL)	FINAL pH			
4MW-22	3	CG	40	----	0	----	VOC	APP	~227
4MW-22	1	PE	125	----	0	7.17	Chloride	APP	~227
4MW-22	1	PE	125	----	0	7.17	Nitrite-nitrite	APP	~227
4MW-22	1	PE	500	----	0	7.17	TDS	APP	~227
4MW-22	3	CG	40	HCL	0	----	VOC	APP	~227
4MW-22	1	PE	250	H2SO4	0	<2	Ammonia	APP	~227
4MW-22	1	PE	250	H2SO4	0	<2	Nitrate-nitrite	APP	~227
4MW-22	1	PE	250	HNO3	0	<2	As,Fe,Ba,Cr,Cd,Pb,Hg Se,Ag,Be,Co,Cu,Na	APP	~227

MATERIAL CODES: **AG** = Amber Glass; **CG** = Clear Glass; **PE** = Polyethylene; **PP** = Polypropylene; **S** = Silicone; **T** = Teflon; **O** = Other (Specify)

SAMPLING EQUIPMENT CODES: **APP** = After Peristaltic Pump; **B** = Bailer; **BP** = Bladder Pump; **ESP** = Electric Submersible Pump; **RFPP** = Reverse Flow Peristaltic Pump; **SM** = Straw Method (Tubing Gravity Drain); **O** = Other (Specify)

NOTES: 1. **The above do not constitute all of the information required by Chapter 62-160, F.A.C.**

2. STABILIZATION CRITERIA FOR RANGE OF VARIATION OF LAST THREE CONSECUTIVE READINGS (SEE FS 2212, SECTION 3)

pH: + 0.2 units Temperature: + 0.2 °C **Specific Conductance:** + 5% **Dissolved Oxygen:** all readings < 20% saturation (see Table FS 2200-2); optionally, ± 0.2 mg/L or ± 10% (whichever is greater) **Turbidity:** all readings ≤ 20 NTU; optionally ± 5 NTU or ± 10% (whichever is greater)

Revision Date: January 30, 2017

Form FD 9000-24

GROUNDWATER SAMPLING LOG

SITE NAME:	PASCO COUNTY RESOURCE RECOVERY	SITE LOCATION:	14230 Hays Rd, Spring Hill, FL 34610
WELL NO: 4MW-14D	SAMPLE ID: 4MW-14D	DATE: 26 Oct-2022	

PURGING DATA

WELL DIAMETER (inches):	TUBING DIAMETER (inches):	WELL SCREEN INTERVAL	STATIC DEPTH TO WATER (feet):	PURGE PUMP TYPE OR BAILER:
2	1/4	DEPTH: 25 feet to 50 feet	21.30	BP

WELL VOLUME PURGE: 1 WELL VOLUME = (TOTAL WELL DEPTH – STATIC DEPTH TO WATER) X WELL CAPACITY
(only fill out if applicable)

= (50.0 feet – 21.30 feet) X 0.16 gallons/foot = 4.59 gallons

EQUIPMENT VOLUME PURGE: 1 EQUIPMENT VOL. = PUMP VOLUME + (TUBING CAPACITY X TUBING LENGTH) + FLOW CELL VOLUME
(only fill out if applicable)

= gallons + (gallons/foot X feet) + gallons = gallons

INITIAL PUMP OR TUBING DEPTH IN WELL (feet):	FINAL PUMP OR TUBING DEPTH IN WELL (feet):	PURGING INITIATED AT:	PURGING ENDED AT:	TOTAL VOLUME PURGED (gallons):
35.5	35.5	14:40	15:13	7.30

TIME	VOLUME PURGED (gallons)	CUMUL. VOLUME PURGED (gallons)	PURGE RATE (gpm)	DEPTH TO WATER (feet)	pH (standard units)	TEMP. (°C)	COND. (circle units) µmhos/cm or µS/cm	DISSOLVED OXYGEN (circle units) mg/L or % saturation	TURBIDITY (NTUs)	ORP (mV)	COLOR (describe)	ODOR (describe)
15:02	5.00	5.00	0.23	21.30	7.42	28.18	430	2.50/32.2%	8.22	87.30	Clear	No Odor
15:07	1.15	6.15	0.23	21.30	7.42	28.24	431	2.49/32.1%	8.12	86.70	Clear	No Odor
15:12	1.15	7.30	0.23	21.30	7.42	28.25	431	2.51/32.3%	8.23	86.50	Clear	No Odor

WELL CAPACITY (Gallons Per Foot): **0.75"** = 0.02; **1"** = 0.04; **1.25"** = 0.06; **2"** = 0.16; **3"** = 0.37; **4"** = 0.65; **5"** = 1.02; **6"** = 1.47; **12"** = 5.88
TUBING INSIDE DIA. CAPACITY (Gal./Ft.): **1/8"** = 0.0006; **3/16"** = 0.0014; **1/4"** = 0.0026; **5/16"** = 0.004; **3/8"** = 0.006; **1/2"** = 0.010; **5/8"** = 0.016

PURGING EQUIPMENT CODES: **B** = Bailer; **BP** = Bladder Pump; **ESP** = Electric Submersible Pump; **PP =** Peristaltic Pump; **O** = Other (Specify)

SAMPLING DATA

SAMPLED BY (PRINT) / AFFILIATION:	SAMPLER(S) SIGNATURE(S):	SAMPLING INITIATED	SAMPLING ENDED AT:
Donovan Dickey/SCS		15:14	15:16

PUMP OR TUBING DEPTH IN WELL (feet):	TUBING MATERIAL CODE:	FIELD-FILTERED: Y (N) Filtration Equipment Type:	FILTER SIZE: µm
35.5	HDPE + S		

FIELD DECONTAMINATION: PUMP Y (N) TUBING Y (N replaced) DUPLICATE: Y (N)

SAMPLE CONTAINER SPECIFICATION				SAMPLE PRESERVATION			INTENDED ANALYSIS AND/OR METHOD	SAMPLING EQUIPMENT CODE	SAMPLE PUMP FLOW RATE (mL per minute)
SAMPLE ID CODE	# CONTAINERS	MATERIAL CODE	VOLUME (mL)	PRESERVATIVE USED	TOTAL VOL ADDED IN FIELD (mL)	FINAL pH			
4MW-14D	3	CG	40	----	0	----	VOC	APP	~871
4MW-14D	1	PE	500	----	0	7.42	TDS	APP	~871
4MW-14D	1	PE	120	----	0	7.42	Chloride	APP	~871
4MW-14D	1	PE	120	----	0	7.42	Nitrite	APP	~871
4MW-14D	3	CG	40	HCL	0	<2	8011	APP	~871
4MW-14D	1	PE	250	HNO3	0	<2	As,Fe,Ba,Cr,Cd,Pb,Hg Se Ag Be Co Cu Na	APP	~871
4MW-14D	1	PE	250	H2SO4	0	<2	Ammonia	APP	~871
4MW-14D	1	PE	250	H2SO4	0	<2	Nitrate	APP	~871

Screen greater than 10 sampling per option 2 for submerged screen in the sop

MATERIAL CODES: **AG** = Amber Glass; **CG** = Clear Glass; **PE** = Polyethylene; **PP** = Polypropylene; **S** = Silicone; **T** = Teflon; **O** = Other (Specify)

SAMPLING EQUIPMENT CODES: **APP** = After Peristaltic Pump; **B** = Bailer; **BP** = Bladder Pump; **ESP** = Electric Submersible Pump; **RFPP** = Reverse Flow Peristaltic Pump; **SM** = Straw Method (Tubing Gravity Drain); **O** = Other (Specify)

NOTES: 1. **The above do not constitute all of the information required by Chapter 62-160, F.A.C.**

2. STABILIZATION CRITERIA FOR RANGE OF VARIATION OF LAST THREE CONSECUTIVE READINGS (SEE FS 2212, SECTION 3)

pH: + 0.2 units Temperature: + 0.2 °C **Specific Conductance:** + 5% **Dissolved Oxygen:** all readings < 20% saturation (see Table FS 2200-2); optionally, ± 0.2 mg/L or ± 10% (whichever is greater) **Turbidity:** all readings ≤ 20 NTU; optionally ± 5 NTU or ± 10% (whichever is greater)

Revision Date: January 30, 2017

Form FD 9000-24

GROUNDWATER SAMPLING LOG

SITE NAME:	PASCO COUNTY RESOURCE RECOVERY	SITE LOCATION:	14230 Hays Rd, Spring Hill, FL 34610
WELL NO: 4MW-21	SAMPLE ID: 4MW-21	DATE: 26 Oct-2022	

PURGING DATA

WELL DIAMETER (inches):	TUBING DIAMETER (inches):	WELL SCREEN INTERVAL	STATIC DEPTH TO WATER (feet):	PURGE PUMP TYPE OR BAILER:
2	3/16	DEPTH: 24.2 feet to 39.2 feet	24.30	PP

WELL VOLUME PURGE: 1 WELL VOLUME = (TOTAL WELL DEPTH – STATIC DEPTH TO WATER) X WELL CAPACITY
(only fill out if applicable)

= (feet – feet) X gallons/foot = gallons

EQUIPMENT VOLUME PURGE: 1 EQUIPMENT VOL. = PUMP VOLUME + (TUBING CAPACITY X TUBING LENGTH) + FLOW CELL VOLUME
(only fill out if applicable)

= 0 gallons + (0.0014 gallons/foot X 36 feet) + 0.09 gallons = 0.421 gallons

INITIAL PUMP OR TUBING DEPTH IN WELL (feet):	FINAL PUMP OR TUBING DEPTH IN WELL (feet):	PURGING INITIATED AT:	PURGING ENDED AT:	TOTAL VOLUME PURGED (gallons):
31.5	31.5	15:03	15:14	0.96

TIME	VOLUME PURGED (gallons)	CUMUL. VOLUME PURGED (gallons)	PURGE RATE (gpm)	DEPTH TO WATER (feet)	pH (standard units)	TEMP. (°C)	COND. (circle units) µmhos/cm or µS/cm	DISSOLVED OXYGEN (circle units) mg/L or % saturation	TURBIDITY (NTUs)	ORP (mV)	COLOR (describe)	ODOR (describe)
15:10	0.60	0.60	0.09	21.10	5.35	26.22	153	5.02/62.5%	1.92	191.60	Clear	No Odor
15:12	0.18	0.78	0.09	21.10	5.35	26.21	152	5.02/62.4%	1.92	199.50	Clear	No Odor
15:14	0.18	0.96	0.09	21.10	5.35	26.21	151	5.01/62.4%	1.92	202.70	Clear	No Odor

WELL CAPACITY (Gallons Per Foot): **0.75"** = 0.02; **1"** = 0.04; **1.25"** = 0.06; **2"** = 0.16; **3"** = 0.37; **4"** = 0.65; **5"** = 1.02; **6"** = 1.47; **12"** = 5.88
TUBING INSIDE DIA. CAPACITY (Gal./Ft.): **1/8"** = 0.0006; **3/16"** = 0.0014; **1/4"** = 0.0026; **5/16"** = 0.004; **3/8"** = 0.006; **1/2"** = 0.010; **5/8"** = 0.016

PURGING EQUIPMENT CODES: **B** = Bailer; **BP** = Bladder Pump; **ESP** = Electric Submersible Pump; **PP =** Peristaltic Pump; **O** = Other (Specify)

SAMPLING DATA

SAMPLED BY (PRINT) / AFFILIATION:	SAMPLER(S) SIGNATURE(S):	SAMPLING INITIATED	SAMPLING ENDED AT:
Fauve Herron/SCS		15:15	15:21

PUMP OR TUBING DEPTH IN WELL (feet):	TUBING MATERIAL CODE:	FIELD-FILTERED: Y (N) Filtration Equipment Type:	FILTER SIZE: µm
31.5	HDPE + S		

FIELD DECONTAMINATION: PUMP Y (N) TUBING Y (N (replaced)) DUPLICATE: Y (N)

SAMPLE CONTAINER SPECIFICATION				SAMPLE PRESERVATION			INTENDED ANALYSIS AND/OR METHOD	SAMPLING EQUIPMENT CODE	SAMPLE PUMP FLOW RATE (mL per minute)
SAMPLE ID CODE	# CONTAINERS	MATERIAL CODE	VOLUME (mL)	PRESERVATIVE USED	TOTAL VOL ADDED IN FIELD (mL)	FINAL pH			
4MW-21	3	CG	40	----	0	----	VOC	APP	~341
4MW-21	1	PE	125	----	0	5.35	Chloride	APP	~341
4MW-21	1	PE	125	----	0	5.35	Nitrite-nitrite	APP	~341
4MW-21	1	PE	500	----	0	5.35	TDS	APP	~341
4MW-21	3	CG	40	HCL	0	----	VOC	APP	~341
4MW-21	1	PE	250	H2SO4	0	<2	Ammonia	APP	~341
4MW-21	1	PE	250	H2SO4	0	<2	Nitrate-nitrite	APP	~341
4MW-21	1	PE	250	HNO3	0	<2	As,Fe,Ba,Cr,Cd,Pb,Hg Se,Ag,Be,Co,Cu,Na	APP	~341

MATERIAL CODES: **AG** = Amber Glass; **CG** = Clear Glass; **PE** = Polyethylene; **PP** = Polypropylene; **S** = Silicone; **T** = Teflon; **O** = Other (Specify)

SAMPLING EQUIPMENT CODES: **APP** = After Peristaltic Pump; **B** = Bailer; **BP** = Bladder Pump; **ESP** = Electric Submersible Pump; **RFPP** = Reverse Flow Peristaltic Pump; **SM** = Straw Method (Tubing Gravity Drain); **O** = Other (Specify)

NOTES: 1. **The above do not constitute all of the information required by Chapter 62-160, F.A.C.**

2. STABILIZATION CRITERIA FOR RANGE OF VARIATION OF LAST THREE CONSECUTIVE READINGS (SEE FS 2212, SECTION 3)

pH: + 0.2 units Temperature: + 0.2 °C **Specific Conductance:** + 5% **Dissolved Oxygen:** all readings < 20% saturation (see Table FS 2200-2); optionally, ± 0.2 mg/L or ± 10% (whichever is greater) **Turbidity:** all readings ≤ 20 NTU; optionally ± 5 NTU or ± 10% (whichever is greater)

Revision Date: January 30, 2017

Form FD 9000-24

GROUNDWATER SAMPLING LOG

SITE NAME:	PASCO COUNTY RESOURCE RECOVERY	SITE LOCATION:	14230 Hays Rd, Spring Hill, FL 34610
WELL NO: 4MW-5	SAMPLE ID: 4MW-5	DATE: 27 Oct-2022	

PURGING DATA

WELL DIAMETER (inches):	TUBING DIAMETER (inches):	WELL SCREEN INTERVAL	STATIC DEPTH TO WATER (feet):	PURGE PUMP TYPE OR BAILER:
4	1/4	DEPTH: 68 feet to 100 feet	20.43	BP

WELL VOLUME PURGE: 1 WELL VOLUME = (TOTAL WELL DEPTH – STATIC DEPTH TO WATER) X WELL CAPACITY
(only fill out if applicable)

= (100.0 feet – 20.43 feet) X 0.65 gallons/foot = 51.72 gallons

EQUIPMENT VOLUME PURGE: 1 EQUIPMENT VOL. = PUMP VOLUME + (TUBING CAPACITY X TUBING LENGTH) + FLOW CELL VOLUME
(only fill out if applicable)

= gallons + (gallons/foot X feet) + gallons = gallons

INITIAL PUMP OR TUBING DEPTH IN WELL (feet):	FINAL PUMP OR TUBING DEPTH IN WELL (feet):	PURGING INITIATED AT:	PURGING ENDED AT:	TOTAL VOLUME PURGED (gallons):
60	60	7:50	10:49	78.32

TIME	VOLUME PURGED (gallons)	CUMUL. VOLUME PURGED (gallons)	PURGE RATE (gpm)	DEPTH TO WATER (feet)	pH (standard units)	TEMP. (°C)	COND. (circle units) µmhos/cm or µS/cm	DISSOLVED OXYGEN (circle units) mg/L or % saturation	TURBIDITY (NTUs)	ORP (mV)	COLOR (describe)	ODOR (describe)
9:55	55.00	55.00	0.44	20.43	7.23	24.16	555	2.08/24.9%	2.07	81.90	Clear	No Odor
10:18	10.12	65.12	0.44	20.43	7.23	24.16	555	2.05/24.6%	1.98	81.30	Clear	No Odor
10:48	13.20	78.32	0.44	20.43	7.23	24.16	555	2.04/24.4%	1.87	81.10	Clear	No Odor

WELL CAPACITY (Gallons Per Foot): **0.75"** = 0.02; **1"** = 0.04; **1.25"** = 0.06; **2"** = 0.16; **3"** = 0.37; **4"** = 0.65; **5"** = 1.02; **6"** = 1.47; **12"** = 5.88
TUBING INSIDE DIA. CAPACITY (Gal./Ft.): **1/8"** = 0.0006; **3/16"** = 0.0014; **1/4"** = 0.0026; **5/16"** = 0.004; **3/8"** = 0.006; **1/2"** = 0.010; **5/8"** = 0.016

PURGING EQUIPMENT CODES: **B** = Bailer; **BP** = Bladder Pump; **ESP** = Electric Submersible Pump; **PP =** Peristaltic Pump; **O** = Other (Specify)

SAMPLING DATA

SAMPLED BY (PRINT) / AFFILIATION:	SAMPLER(S) SIGNATURE(S):	SAMPLING INITIATED	SAMPLING ENDED AT:
Donovan Dickey/SCS		10:50	10:52

PUMP OR TUBING DEPTH IN WELL (feet):	TUBING MATERIAL CODE:	FIELD-FILTERED: Y (N) Filtration Equipment Type:	FILTER SIZE: µm
60	HDPE + S		

FIELD DECONTAMINATION: PUMP Y (N) TUBING Y (N replaced) DUPLICATE: Y (N)

SAMPLE CONTAINER SPECIFICATION				SAMPLE PRESERVATION			INTENDED ANALYSIS AND/OR METHOD	SAMPLING EQUIPMENT CODE	SAMPLE PUMP FLOW RATE (mL per minute)
SAMPLE ID CODE	# CONTAINERS	MATERIAL CODE	VOLUME (mL)	PRESERVATIVE USED	TOTAL VOL ADDED IN FIELD (mL)	FINAL pH			
4MW-5	3	CG	40	----	0	----	VOC	APP	~1666
4MW-5	1	PE	500	----	0	7.23	TDS	APP	~1666
4MW-5	1	PE	120	----	0	7.23	Chloride	APP	~1666
4MW-5	1	PE	120	----	0	7.23	Nitrite	APP	~1666
4MW-5	3	CG	40	HCL	0	<2	8011	APP	~1666
4MW-5	1	PE	250	HNO3	0	<2	As,Fe,Ba,Cr,Cd,Pb,Hg Se Ag Be Co Cu Na	APP	~1666
4MW-5	1	PE	250	H2SO4	0	<2	Ammonia	APP	~1666
4MW-5	1	PE	250		0		Nitrate	APP	~1666

Bladder pump, fully submerged screen greater than 10 sample per sop option 2

MATERIAL CODES: **AG** = Amber Glass; **CG** = Clear Glass; **PE** = Polyethylene; **PP** = Polypropylene; **S** = Silicone; **T** = Teflon; **O** = Other (Specify)

SAMPLING EQUIPMENT CODES: **APP** = After Peristaltic Pump; **B** = Bailer; **BP** = Bladder Pump; **ESP** = Electric Submersible Pump; **RFPP** = Reverse Flow Peristaltic Pump; **SM** = Straw Method (Tubing Gravity Drain); **O** = Other (Specify)

NOTES: 1. **The above do not constitute all of the information required by Chapter 62-160, F.A.C.**

2. STABILIZATION CRITERIA FOR RANGE OF VARIATION OF LAST THREE CONSECUTIVE READINGS (SEE FS 2212, SECTION 3)

pH: + 0.2 units Temperature: + 0.2 °C **Specific Conductance:** + 5% **Dissolved Oxygen:** all readings < 20% saturation (see Table FS 2200-2); optionally, ± 0.2 mg/L or ± 10% (whichever is greater) **Turbidity:** all readings ≤ 20 NTU; optionally ± 5 NTU or ± 10% (whichever is greater)

Revision Date: January 30, 2017

Form FD 9000-24

GROUNDWATER SAMPLING LOG

SITE NAME:	PASCO COUNTY RESOURCE RECOVERY	SITE LOCATION:	14230 Hays Rd, Spring Hill, FL 34610
WELL NO: 4MW-3A	SAMPLE ID: 4MW-3A	DATE: 27 Oct-2022	

PURGING DATA

WELL DIAMETER (inches):	TUBING DIAMETER (inches):	WELL SCREEN INTERVAL	STATIC DEPTH TO WATER (feet):	PURGE PUMP TYPE OR BAILER:
2	1/4	DEPTH: 22 feet to 50 feet	24.13	BP

WELL VOLUME PURGE: 1 WELL VOLUME = (TOTAL WELL DEPTH – STATIC DEPTH TO WATER) X WELL CAPACITY
(only fill out if applicable)

= (50.0 feet – 24.13 feet) X 0.16 gallons/foot = 4.14 gallons

EQUIPMENT VOLUME PURGE: 1 EQUIPMENT VOL. = PUMP VOLUME + (TUBING CAPACITY X TUBING LENGTH) + FLOW CELL VOLUME
(only fill out if applicable)

= gallons + (gallons/foot X feet) + gallons = gallons

INITIAL PUMP OR TUBING DEPTH IN WELL (feet):	FINAL PUMP OR TUBING DEPTH IN WELL (feet):	PURGING INITIATED AT:	PURGING ENDED AT:	TOTAL VOLUME PURGED (gallons):
37	37	11:09	11:26	7.20

TIME	VOLUME PURGED (gallons)	CUMUL. VOLUME PURGED (gallons)	PURGE RATE (gpm)	DEPTH TO WATER (feet)	pH (standard units)	TEMP. (°C)	COND. (circle units) µmhos/cm or µS/cm	DISSOLVED OXYGEN (circle units) mg/L or % saturation	TURBIDITY (NTUs)	ORP (mV)	COLOR (describe)	ODOR (describe)
11:19	4.50	4.50	0.45	24.13	7.23	24.01	424	1.35/16.1%	2.37	-44.10	Clear	No Odor
11:22	1.35	5.85	0.45	24.13	7.23	24.00	424	1.30/15.5%	2.32	-45.80	Clear	No Odor
11:25	1.35	7.20	0.45	24.13	7.22	24.01	423	1.24/14.8%	2.28	-47.20	Clear	No Odor

WELL CAPACITY (Gallons Per Foot): **0.75"** = 0.02; **1"** = 0.04; **1.25"** = 0.06; **2"** = 0.16; **3"** = 0.37; **4"** = 0.65; **5"** = 1.02; **6"** = 1.47; **12"** = 5.88
TUBING INSIDE DIA. CAPACITY (Gal./Ft.): **1/8"** = 0.0006; **3/16"** = 0.0014; **1/4"** = 0.0026; **5/16"** = 0.004; **3/8"** = 0.006; **1/2"** = 0.010; **5/8"** = 0.016

PURGING EQUIPMENT CODES: **B** = Bailer; **BP** = Bladder Pump; **ESP** = Electric Submersible Pump; **PP =** Peristaltic Pump; **O** = Other (Specify)

SAMPLING DATA

SAMPLED BY (PRINT) / AFFILIATION:	SAMPLER(S) SIGNATURE(S):	SAMPLING INITIATED	SAMPLING ENDED AT:
Donovan Dickey/SCS		11:27	11:27

PUMP OR TUBING DEPTH IN WELL (feet):	TUBING MATERIAL CODE:	FIELD-FILTERED: Y (N) Filtration Equipment Type:	FILTER SIZE: µm
37	HDPE + S		

FIELD DECONTAMINATION: PUMP Y (N) TUBING Y (N replaced) DUPLICATE: Y (N)

SAMPLE CONTAINER SPECIFICATION				SAMPLE PRESERVATION			INTENDED ANALYSIS AND/OR METHOD	SAMPLING EQUIPMENT CODE	SAMPLE PUMP FLOW RATE (mL per minute)
SAMPLE ID CODE	# CONTAINERS	MATERIAL CODE	VOLUME (mL)	PRESERVATIVE USED	TOTAL VOL ADDED IN FIELD (mL)	FINAL pH			
4MW-3A	3	CG	40	----	0	----	VOC	APP	~1703
4MW-3A	1	PE	500	----	0	7.22	TDS	APP	~1703
4MW-3A	1	PE	120	----	0	7.22	Chloride	APP	~1703
4MW-3A	0	PE	120	----	0	7.22	Nitrite	APP	~1703
4MW-3A	3	CG	40	HCL	0	<2	8011	APP	~1703
4MW-3A	1	PE	250	HNO3	0	<2	As,Fe,Ba,Cr,Cd,Pb,Hg Se Ag Be Co Cu Na	APP	~1703
4MW-3A	1	PE	250	H2SO4	0	<2	Ammonia	APP	~1703
4MW-3A	1	PE	250	H2SO4	----	<2	Nitrate	APP	~1703

Bladder pump, partially submerged screen sample per option 3 on sop

MATERIAL CODES: **AG** = Amber Glass; **CG** = Clear Glass; **PE** = Polyethylene; **PP** = Polypropylene; **S** = Silicone; **T** = Teflon; **O** = Other (Specify)

SAMPLING EQUIPMENT CODES: **APP** = After Peristaltic Pump; **B** = Bailer; **BP** = Bladder Pump; **ESP** = Electric Submersible Pump; **RFPP** = Reverse Flow Peristaltic Pump; **SM** = Straw Method (Tubing Gravity Drain); **O** = Other (Specify)

NOTES: 1. **The above do not constitute all of the information required by Chapter 62-160, F.A.C.**

2. STABILIZATION CRITERIA FOR RANGE OF VARIATION OF LAST THREE CONSECUTIVE READINGS (SEE FS 2212, SECTION 3)

pH: + 0.2 units Temperature: + 0.2 °C **Specific Conductance:** + 5% **Dissolved Oxygen:** all readings < 20% saturation (see Table FS 2200-2); optionally, ± 0.2 mg/L or ± 10% (whichever is greater) **Turbidity:** all readings ≤ 20 NTU; optionally ± 5 NTU or ± 10% (whichever is greater)

Revision Date: January 30, 2017

Form FD 9000-24

GROUNDWATER SAMPLING LOG

SITE NAME:	PASCO COUNTY RESOURCE RECOVERY	SITE LOCATION:	14230 Hays Rd, Spring Hill, FL 34610
WELL NO: 4MW-9	SAMPLE ID: 4MW-9	DATE: 27 Oct-2022	

PURGING DATA

WELL DIAMETER (inches):	TUBING DIAMETER (inches):	WELL SCREEN INTERVAL	STATIC DEPTH TO WATER (feet):	PURGE PUMP TYPE OR BAILER:
4	1/4	DEPTH: 30 feet to 60 feet	23.45	BP

WELL VOLUME PURGE: 1 WELL VOLUME = (TOTAL WELL DEPTH – STATIC DEPTH TO WATER) X WELL CAPACITY
(only fill out if applicable)

= (60.0 feet – 23.45 feet) X 0.65 gallons/foot = 23.76 gallons

EQUIPMENT VOLUME PURGE: 1 EQUIPMENT VOL. = PUMP VOLUME + (TUBING CAPACITY X TUBING LENGTH) + FLOW CELL VOLUME
(only fill out if applicable)

= gallons + (gallons/foot X feet) + gallons = gallons

INITIAL PUMP OR TUBING DEPTH IN WELL (feet):	FINAL PUMP OR TUBING DEPTH IN WELL (feet):	PURGING INITIATED AT:	PURGING ENDED AT:	TOTAL VOLUME PURGED (gallons):
41.5	41.5	11:45	12:41	37.80

TIME	VOLUME PURGED (gallons)	CUMUL. VOLUME PURGED (gallons)	PURGE RATE (gpm)	DEPTH TO WATER (feet)	pH (standard units)	TEMP. (°C)	COND. (circle units) µmhos/cm or µS/cm	DISSOLVED OXYGEN (circle units) mg/L or % saturation	TURBIDITY (NTUs)	ORP (mV)	COLOR (describe)	ODOR (describe)
12:20	24.00	24.00	0.69	23.45	7.28	24.70	433	1.22/14.8%	3.33	51.60	Clear	No Odor
12:30	6.90	30.90	0.69	23.45	7.27	24.75	433	1.15/13.9%	3.21	49.00	Clear	No Odor
12:40	6.90	37.80	0.69	23.45	7.27	24.78	434	1.16/14.0%	3.31	47.70	Clear	No Odor

WELL CAPACITY (Gallons Per Foot): **0.75"** = 0.02; **1"** = 0.04; **1.25"** = 0.06; **2"** = 0.16; **3"** = 0.37; **4"** = 0.65; **5"** = 1.02; **6"** = 1.47; **12"** = 5.88
TUBING INSIDE DIA. CAPACITY (Gal./Ft.): **1/8"** = 0.0006; **3/16"** = 0.0014; **1/4"** = 0.0026; **5/16"** = 0.004; **3/8"** = 0.006; **1/2"** = 0.010; **5/8"** = 0.016

PURGING EQUIPMENT CODES: **B** = Bailer; **BP** = Bladder Pump; **ESP** = Electric Submersible Pump; **PP =** Peristaltic Pump; **O** = Other (Specify)

SAMPLING DATA

SAMPLED BY (PRINT) / AFFILIATION:	SAMPLER(S) SIGNATURE(S):	SAMPLING INITIATED	SAMPLING ENDED AT:
Donovan Dickey/SCS		12:42	12:43

PUMP OR TUBING DEPTH IN WELL (feet):	TUBING MATERIAL CODE:	FIELD-FILTERED: Y (N) Filtration Equipment Type:	FILTER SIZE: µm
41.5	HDPE + S		

FIELD DECONTAMINATION: PUMP Y (N) TUBING Y (N (replaced)) DUPLICATE: Y (N)

SAMPLE CONTAINER SPECIFICATION				SAMPLE PRESERVATION			INTENDED ANALYSIS AND/OR METHOD	SAMPLING EQUIPMENT CODE	SAMPLE PUMP FLOW RATE (mL per minute)
SAMPLE ID CODE	# CONTAINERS	MATERIAL CODE	VOLUME (mL)	PRESERVATIVE USED	TOTAL VOL ADDED IN FIELD (mL)	FINAL pH			
4MW-9	3	CG	40	----	0	----	VOC	APP	~2612
4MW-9	1	PE	500	----	0	7.27	TDS	APP	~2612
4MW-9	1	PE	120	----	0	7.27	Chloride	APP	~2612
4MW-9	1	PE	120	----	0	7.27	Nitrite	APP	~2612
4MW-9	3	CG	40	HCL	0	<2	8011	APP	~2612
4MW-9	1	PE	250	HNO3	0	<2	As,Fe,Ba,Cr,Cd,Pb,Hg Se Ag Be Co Cu Na	APP	~2612
4MW-9	1	PE	250	H2SO4	0	<2	Ammonia	APP	~2612
4MW-9	1	PE	250	H2SO4	0	<2	Nitrate	APP	~2612

Bladder pump, fully submerged screen more than 10' sampling per option 2 on sop

MATERIAL CODES: **AG** = Amber Glass; **CG** = Clear Glass; **PE** = Polyethylene; **PP** = Polypropylene; **S** = Silicone; **T** = Teflon; **O** = Other (Specify)

SAMPLING EQUIPMENT CODES: **APP** = After Peristaltic Pump; **B** = Bailer; **BP** = Bladder Pump; **ESP** = Electric Submersible Pump; **RFPP** = Reverse Flow Peristaltic Pump; **SM** = Straw Method (Tubing Gravity Drain); **O** = Other (Specify)

NOTES: 1. **The above do not constitute all of the information required by Chapter 62-160, F.A.C.**

2. STABILIZATION CRITERIA FOR RANGE OF VARIATION OF LAST THREE CONSECUTIVE READINGS (SEE FS 2212, SECTION 3)

pH: + 0.2 units Temperature: + 0.2 °C **Specific Conductance:** + 5% **Dissolved Oxygen:** all readings < 20% saturation (see Table FS 2200-2); optionally, ± 0.2 mg/L or ± 10% (whichever is greater) **Turbidity:** all readings ≤ 20 NTU; optionally ± 5 NTU or ± 10% (whichever is greater)

Revision Date: January 30, 2017

Form FD 9000-24

GROUNDWATER SAMPLING LOG

SITE NAME:	PASCO COUNTY RESOURCE RECOVERY	SITE LOCATION:	14230 Hays Rd, Spring Hill, FL 34610
WELL NO: 4MW-8	SAMPLE ID: 4MW-8	DATE: 27 Oct-2022	

PURGING DATA

WELL DIAMETER (inches):	TUBING DIAMETER (inches):	WELL SCREEN INTERVAL	STATIC DEPTH TO WATER (feet):	PURGE PUMP TYPE OR BAILER:
4	1/4	DEPTH: 32 feet to 65 feet	21.30	BP

WELL VOLUME PURGE: 1 WELL VOLUME = (TOTAL WELL DEPTH – STATIC DEPTH TO WATER) X WELL CAPACITY
(only fill out if applicable)

= (65.0 feet – 21.30 feet) X 0.65 gallons/foot = 28.41 gallons

EQUIPMENT VOLUME PURGE: 1 EQUIPMENT VOL. = PUMP VOLUME + (TUBING CAPACITY X TUBING LENGTH) + FLOW CELL VOLUME
(only fill out if applicable)

= gallons + (gallons/foot X feet) + gallons = gallons

INITIAL PUMP OR TUBING DEPTH IN WELL (feet):	FINAL PUMP OR TUBING DEPTH IN WELL (feet):	PURGING INITIATED AT:	PURGING ENDED AT:	TOTAL VOLUME PURGED (gallons):
43	43	13:04	13:51	44.55

TIME	VOLUME PURGED (gallons)	CUMUL. VOLUME PURGED (gallons)	PURGE RATE (gpm)	DEPTH TO WATER (feet)	pH (standard units)	TEMP. (°C)	COND. (circle units) µmhos/cm or µS/cm	DISSOLVED OXYGEN (circle units) mg/L or % saturation	TURBIDITY (NTUs)	ORP (mV)	COLOR (describe)	ODOR (describe)
13:35	30.00	30.00	0.97	21.30	7.20	23.56	371	0.73/8.6%	2.89	13.70	Clear	No Odor
13:43	7.76	37.76	0.97	21.30	7.21	23.56	371	0.69/8.2%	2.77	14.80	Clear	No Odor
13:50	6.79	44.55	0.97	21.30	7.21	23.56	371	0.69/8.2%	2.79	9.70	Clear	No Odor

WELL CAPACITY (Gallons Per Foot): **0.75"** = 0.02; **1"** = 0.04; **1.25"** = 0.06; **2"** = 0.16; **3"** = 0.37; **4"** = 0.65; **5"** = 1.02; **6"** = 1.47; **12"** = 5.88
TUBING INSIDE DIA. CAPACITY (Gal./Ft.): **1/8"** = 0.0006; **3/16"** = 0.0014; **1/4"** = 0.0026; **5/16"** = 0.004; **3/8"** = 0.006; **1/2"** = 0.010; **5/8"** = 0.016

PURGING EQUIPMENT CODES: **B** = Bailer; **BP** = Bladder Pump; **ESP** = Electric Submersible Pump; **PP =** Peristaltic Pump; **O** = Other (Specify)

SAMPLING DATA

SAMPLED BY (PRINT) / AFFILIATION:	SAMPLER(S) SIGNATURE(S):	SAMPLING INITIATED	SAMPLING ENDED AT:
Donovan Dickey/SCS		13:52	13:52

PUMP OR TUBING DEPTH IN WELL (feet):	TUBING MATERIAL CODE:	FIELD-FILTERED: Y (N) Filtration Equipment Type:	FILTER SIZE: µm
43	HDPE + S		

FIELD DECONTAMINATION: PUMP Y (N) TUBING Y (N replaced) DUPLICATE: Y (N)

SAMPLE CONTAINER SPECIFICATION				SAMPLE PRESERVATION			INTENDED ANALYSIS AND/OR METHOD	SAMPLING EQUIPMENT CODE	SAMPLE PUMP FLOW RATE (mL per minute)
SAMPLE ID CODE	# CONTAINERS	MATERIAL CODE	VOLUME (mL)	PRESERVATIVE USED	TOTAL VOL ADDED IN FIELD (mL)	FINAL pH			
4MW-8	3	CG	40	----	0	----	VOC	APP	~3672
4MW-8	1	PE	500	----	0	7.21	TDS	APP	~3672
4MW-8	1	PE	120	----	0	7.21	Chloride	APP	~3672
4MW-8	1	PE	120	----	0	7.21	Nitrite	APP	~3672
4MW-8	3	CG	40	HCL	0	<2	8011	APP	~3672
4MW-8	1	PE	250	HNO3	0	<2	As,Fe,Ba,Cr,Cd,Pb,Hg Se Ag Be Co Cu Na	APP	~3672
4MW-8	1	PE	250	H2SO4	0	<2	Ammonia	APP	~3672
4MW-8	1	PE	250	H2SO4	0	<2	Nitrate	APP	~3672

Bladder pump, fully submerged screen greater than 10' sampling per option 2 on sop

MATERIAL CODES: **AG** = Amber Glass; **CG** = Clear Glass; **PE** = Polyethylene; **PP** = Polypropylene; **S** = Silicone; **T** = Teflon; **O** = Other (Specify)

SAMPLING EQUIPMENT CODES: **APP** = After Peristaltic Pump; **B** = Bailer; **BP** = Bladder Pump; **ESP** = Electric Submersible Pump; **RFPP** = Reverse Flow Peristaltic Pump; **SM** = Straw Method (Tubing Gravity Drain); **O** = Other (Specify)

NOTES: 1. **The above do not constitute all of the information required by Chapter 62-160, F.A.C.**

2. STABILIZATION CRITERIA FOR RANGE OF VARIATION OF LAST THREE CONSECUTIVE READINGS (SEE FS 2212, SECTION 3)

pH: + 0.2 units Temperature: + 0.2 °C **Specific Conductance:** + 5% **Dissolved Oxygen:** all readings < 20% saturation (see Table FS 2200-2); optionally, ± 0.2 mg/L or ± 10% (whichever is greater) **Turbidity:** all readings ≤ 20 NTU; optionally ± 5 NTU or ± 10% (whichever is greater)

Revision Date: January 30, 2017

Form FD 9000-24

GROUNDWATER SAMPLING LOG

SITE NAME:	PASCO COUNTY RESOURCE RECOVERY	SITE LOCATION:	14230 Hays Rd, Spring Hill, FL 34610
WELL NO: 4MW-7	SAMPLE ID: 4MW-7	DATE: 27 Oct-2022	

PURGING DATA

WELL DIAMETER (inches):	TUBING DIAMETER (inches):	WELL SCREEN INTERVAL	STATIC DEPTH TO WATER (feet):	PURGE PUMP TYPE OR BAILER:
2	1/4	DEPTH: 22 feet to 47 feet	22.10	BP

WELL VOLUME PURGE: 1 WELL VOLUME = (TOTAL WELL DEPTH – STATIC DEPTH TO WATER) X WELL CAPACITY
(only fill out if applicable)

= (47.0 feet – 22.10 feet) X 0.16 gallons/foot = 3.98 gallons

EQUIPMENT VOLUME PURGE: 1 EQUIPMENT VOL. = PUMP VOLUME + (TUBING CAPACITY X TUBING LENGTH) + FLOW CELL VOLUME
(only fill out if applicable)

= gallons + (gallons/foot X feet) + gallons = gallons

INITIAL PUMP OR TUBING DEPTH IN WELL (feet):	FINAL PUMP OR TUBING DEPTH IN WELL (feet):	PURGING INITIATED AT:	PURGING ENDED AT:	TOTAL VOLUME PURGED (gallons):
34.5	34.5	14:04	14:32	6.44

TIME	VOLUME PURGED (gallons)	CUMUL. VOLUME PURGED (gallons)	PURGE RATE (gpm)	DEPTH TO WATER (feet)	pH (standard units)	TEMP. (°C)	COND. (circle units) µmhos/cm or µS/cm	DISSOLVED OXYGEN (circle units) mg/L or % saturation	TURBIDITY (NTUs)	ORP (mV)	COLOR (describe)	ODOR (describe)
14:25	5.00	5.00	0.24	22.10	7.44	25.62	339	2.88/35.5%	29.60	78.20	Clear	No Odor
14:28	0.72	5.72	0.24	22.10	7.43	25.62	340	2.84/34.9%	28.50	77.20	Clear	No Odor
14:31	0.72	6.44	0.24	22.10	7.43	25.62	340	2.86/35.2%	28.10	76.70	Clear	No Odor

WELL CAPACITY (Gallons Per Foot): **0.75"** = 0.02; **1"** = 0.04; **1.25"** = 0.06; **2"** = 0.16; **3"** = 0.37; **4"** = 0.65; **5"** = 1.02; **6"** = 1.47; **12"** = 5.88
TUBING INSIDE DIA. CAPACITY (Gal./Ft.): **1/8"** = 0.0006; **3/16"** = 0.0014; **1/4"** = 0.0026; **5/16"** = 0.004; **3/8"** = 0.006; **1/2"** = 0.010; **5/8"** = 0.016

PURGING EQUIPMENT CODES: **B** = Bailer; **BP** = Bladder Pump; **ESP** = Electric Submersible Pump; **PP =** Peristaltic Pump; **O** = Other (Specify)

SAMPLING DATA

SAMPLED BY (PRINT) / AFFILIATION:	SAMPLER(S) SIGNATURE(S):	SAMPLING INITIATED	SAMPLING ENDED AT:
Donovan Dickey/SCS		14:33	14:35

PUMP OR TUBING DEPTH IN WELL (feet):	TUBING MATERIAL CODE:	FIELD-FILTERED: Y N Filtration Equipment Type:	FILTER SIZE: µm
34.5	HDPE + S		

FIELD DECONTAMINATION: PUMP Y N TUBING Y N (replaced) DUPLICATE: Y N

SAMPLE CONTAINER SPECIFICATION				SAMPLE PRESERVATION			INTENDED ANALYSIS AND/OR METHOD	SAMPLING EQUIPMENT CODE	SAMPLE PUMP FLOW RATE (mL per minute)
SAMPLE ID CODE	# CONTAINERS	MATERIAL CODE	VOLUME (mL)	PRESERVATIVE USED	TOTAL VOL ADDED IN FIELD (mL)	FINAL pH			
4MW-7	3	CG	40	----	0	----	VOC	APP	~908
4MW-7	1	PE	500	----	0	7.43	TDS	APP	~908
4MW-7	1	PE	120	----	0	7.43	Chloride	APP	~908
4MW-7	1	PE	120	----	0	7.43	Nitrite	APP	~908
4MW-7	3	CG	40	HCL	0	<2	8011	APP	~908
4MW-7	1	PE	250	HNO3	0	<2	As,Fe,Ba,Cr,Cd,Pb,Hg Se,Ag,Be,Co,Cu,Na	APP	~908
4MW-7	1	PE	250	H2SO4	0	<2	Ammonia	APP	~908
4MW-7	1	PE	250	H2SO4	0	<2	Nitrate	APP	~908

Bladder pump, partially submerged screen sampling per option 3 on sop

MATERIAL CODES: **AG** = Amber Glass; **CG** = Clear Glass; **PE** = Polyethylene; **PP** = Polypropylene; **S** = Silicone; **T** = Teflon; **O** = Other (Specify)

SAMPLING EQUIPMENT CODES: **APP** = After Peristaltic Pump; **B** = Bailer; **BP** = Bladder Pump; **ESP** = Electric Submersible Pump; **RFPP** = Reverse Flow Peristaltic Pump; **SM** = Straw Method (Tubing Gravity Drain); **O** = Other (Specify)

NOTES: 1. **The above do not constitute all of the information required by Chapter 62-160, F.A.C.**

2. STABILIZATION CRITERIA FOR RANGE OF VARIATION OF LAST THREE CONSECUTIVE READINGS (SEE FS 2212, SECTION 3)

pH: + 0.2 units Temperature: + 0.2 °C **Specific Conductance:** + 5% **Dissolved Oxygen:** all readings < 20% saturation (see Table FS 2200-2); optionally, ± 0.2 mg/L or ± 10% (whichever is greater) **Turbidity:** all readings ≤ 20 NTU; optionally ± 5 NTU or ± 10% (whichever is greater)

Revision Date: January 30, 2017

Form FD 9000-8: **FIELD INSTRUMENT CALIBRATION RECORDS**

INSTRUMENT (MAKER/MODEL#) Geotech **INSTRUMENT #** Rental (51911)

PARAMETER:

☐ TEMPERATURE ☐ CONDUCTIVITY ☐ SALINITY ☐ pH ☑ ORP

☑ TURBIDITY ☐ RESIDUAL CI ☐ DO ☐ OTHER _____

STANDARDS: [Specify the type(s) of standards used for calibration, the origin of the standard, the standard values, and the date the standards were prepared or purchased]

Standard A 10 NTU, 09/24, 53D
Standard B 20 NTU, 09/24, 53D
Standard C 100 NTU, 09/24, 53D
Standard D 800 NTU, 09/24, 53D
Standard E 240 mV, 02/23, 2GE596

DATE (YY/MM/DD)	TIME (hr:min)	STD (A, B, C, D, E)	STD VALUE	INSTRUMENT RESPONSE	% DEV	CALIBRATED (YES, NO)	TYPE (INIT, CONT)	SAMPLER INITIALS
22/12/06	8:38	A	10	10	0	No	Cont	FH
22/12/06	8:41	B	20	19.8	1	No	Cont	FH
22/12/06	8:44	C	100	103	3	No	Cont	FH
22/12/06	8:47	D	800	838	4.8	No	Cont	FH
22/12/06	8:35	E	240	244.3	1.8	No	Cont	FH

Form FD9000-8 CALIBRATION LOG (FDEP SOP FT 1000-FT 1500, FD 1000-FD 4000)

Project/Site: Pasco County Resource Recovery Facility Date: 12/6/2022 Meter # Rental (14237)

Temperature (Quarterly) For Date of Last Temperature Verification see _____ in log book _____

Dissolved Oxygen	DEP SOP FT 1500	Initials	Date	Time	Probe Charge	Probe Gain	mg/L	Temp °C	% DO	Saturation mg/l (from chart)	Pass or Fail
										Acceptance Criteria	+/- 0.3 mg/L
CAL (ICV) CCV		FH	12/6/2022	8:11			8.81	20	97.2	9.092	(P) F
CAL ICV CCV											P F
CAL ICV CCV											P F
CAL ICV CCV											P F
CAL ICV CCV											P F
CAL ICV CCV											P F

Specific Conductance	DEP SOP FT 1200	Initials	Date	Time	Standard µmhos/cm	EXP. Date	Lot #	Bottle #	Cell Constant	Reading µmhos/cm	Pass or Fail
										Acceptance Criteria	+/- 5% mg/L
CAL (ICV) CCV		FH	12/6/2022	8:14	84	10/23	2GJ860			85	(P) F
CAL (ICV) CCV		FH	12/6/2022	8:17	1413	06/23	2GF806			1350	(P) F
CAL ICV CCV											P F
CAL ICV CCV											P F
CAL ICV CCV											P F
CAL ICV CCV											P F
CAL ICV CCV											P F

pH	DEP SOP FT 1100	Initials	Date	Time	Standard SU	EXP. Date	Lot #	Bottle #	Slope	Reading SU	Pass or Fail
										Acceptance Criteria	+/- 0.2 SU
CAL (ICV) CCV		FH	12/6/2022	8:20	7	07/24	2GG042			7.01	(P) F
CAL (ICV) CCV		FH	12/6/2022	8:23	4	06/24	2GF467			4.2	(P) F
CAL (ICV) CCV		FH	12/6/2022	8:26	10	04/24	2GD020			10.01	(P) F
CAL ICV CCV											P F
CAL ICV CCV											P F
CAL ICV CCV											P F
CAL ICV CCV											P F
CAL ICV CCV											P F
CAL ICV CCV											P F

Maintanence: Weekly pH Slope: _____ Specific conductance probe cleaned? Yes No Dissolved Oxygen Membrane Changed? Yes No

Notes:

Form FD 9000-24

GROUNDWATER SAMPLING LOG

SITE NAME:	PASCO COUNTY RESOURCE RECOVERY	SITE LOCATION:	14230 Hays Rd, Spring Hill, FL 34610
WELL NO: 2MW-27D	SAMPLE ID: 2MW-27D	DATE: 06 Dec-2022	

PURGING DATA

WELL DIAMETER (inches):	TUBING DIAMETER (inches):	WELL SCREEN INTERVAL	STATIC DEPTH TO WATER (feet):	PURGE PUMP TYPE OR BAILER:
2	3/16	DEPTH: 27 feet to 42 feet	18.86	PP

WELL VOLUME PURGE: 1 WELL VOLUME = (TOTAL WELL DEPTH – STATIC DEPTH TO WATER) X WELL CAPACITY
(only fill out if applicable)

= (feet – feet) X gallons/foot = gallons

EQUIPMENT VOLUME PURGE: 1 EQUIPMENT VOL. = PUMP VOLUME + (TUBING CAPACITY X TUBING LENGTH) + FLOW CELL VOLUME
(only fill out if applicable)

= 0 gallons + (0.0014 gallons/foot X 35 feet) + 0.09 gallons = 0.417 gallons

INITIAL PUMP OR TUBING DEPTH IN WELL (feet):	FINAL PUMP OR TUBING DEPTH IN WELL (feet):	PURGING INITIATED AT:	PURGING ENDED AT:	TOTAL VOLUME PURGED (gallons):
34.5	34.5	9:08	9:22	1.80

TIME	VOLUME PURGED (gallons)	CUMUL. VOLUME PURGED (gallons)	PURGE RATE (gpm)	DEPTH TO WATER (feet)	pH (standard units)	TEMP. (°C)	COND. (circle units) µmhos/cm or uS/cm	DISSOLVED OXYGEN (circle units) mg/L or % saturation	TURBIDITY (NTUs)	ORP (mV)	COLOR (describe)	ODOR (describe)
9:12	0.50	0.50	0.13	18.86	7.40	24.66	639	3.40/41.1%	5.43	211.50	Clear	No Odor
9:14	0.26	0.76	0.13	18.86	7.40	24.66	639	3.40/41.1%	2.78	206.10	Clear	No Odor
9:16	0.26	1.02	0.13	18.86	7.41	24.66	639	3.40/41.1%	2.54	203.40	Clear	No Odor
9:18	0.26	1.28	0.13	18.86	7.41	24.66	639	3.40/41.1%	2.54	192.50	Clear	No Odor
9:20	0.26	1.54	0.13	18.86	7.41	24.66	639	3.40/41.1%	2.54	187.70	Clear	No Odor
9:22	0.26	1.80	0.13	18.86	7.41	24.66	639	3.40/4 1.1%	2.54	182.50	Clear	No Odor

WELL CAPACITY (Gallons Per Foot): **0.75"** = 0.02; **1"** = 0.04; **1.25"** = 0.06; **2"** = 0.16; **3"** = 0.37; **4"** = 0.65; **5"** = 1.02; **6"** = 1.47; **12"** = 5.88
TUBING INSIDE DIA. CAPACITY (Gal./Ft.): **1/8"** = 0.0006; **3/16"** = 0.0014; **1/4"** = 0.0026; **5/16"** = 0.004; **3/8"** = 0.006; **1/2"** = 0.010; **5/8"** = 0.016

PURGING EQUIPMENT CODES: **B** = Bailer; **BP** = Bladder Pump; **ESP** = Electric Submersible Pump; **PP =** Peristaltic Pump; **O** = Other (Specify)

SAMPLING DATA

SAMPLED BY (PRINT) / AFFILIATION:	SAMPLER(S) SIGNATURE(S):	SAMPLING INITIATED	SAMPLING ENDED AT:
Fauve Herron/SCS		9:28	9:32

PUMP OR TUBING DEPTH IN WELL (feet):	TUBING MATERIAL CODE:	FIELD-FILTERED: Y (N) Filtration Equipment Type:	FILTER SIZE: µm
34.5	HDPE + S		

FIELD DECONTAMINATION: PUMP Y (N) TUBING Y (N (replaced)) DUPLICATE: Y (N)

SAMPLE CONTAINER SPECIFICATION				SAMPLE PRESERVATION			INTENDED ANALYSIS AND/OR METHOD	SAMPLING EQUIPMENT CODE	SAMPLE PUMP FLOW RATE (mL per minute)
SAMPLE ID CODE	# CONTAINERS	MATERIAL CODE	VOLUME (mL)	PRESERVATIVE USED	TOTAL VOL ADDED IN FIELD (mL)	FINAL pH			
2MW-27D	3	CG	40	----	0	----	VOC	APP	~492

MATERIAL CODES: **AG** = Amber Glass; **CG** = Clear Glass; **PE** = Polyethylene; **PP** = Polypropylene; **S** = Silicone; **T** = Teflon; **O** = Other (Specify)

SAMPLING EQUIPMENT CODES: **APP** = After Peristaltic Pump; **B** = Bailer; **BP** = Bladder Pump; **ESP** = Electric Submersible Pump; **RFPP** = Reverse Flow Peristaltic Pump; **SM** = Straw Method (Tubing Gravity Drain); **O** = Other (Specify)

NOTES:
1. **The above do not constitute all of the information required by Chapter 62-160, F.A.C.**
2. STABILIZATION CRITERIA FOR RANGE OF VARIATION OF LAST THREE CONSECUTIVE READINGS (SEE FS 2212, SECTION 3)

pH: + 0.2 units Temperature: + 0.2 °C **Specific Conductance:** + 5% **Dissolved Oxygen:** all readings < 20% saturation (see Table FS 2200-2); optionally, ± 0.2 mg/L or ± 10% (whichever is greater) **Turbidity:** all readings ≤ 20 NTU; optionally ± 5 NTU or ± 10% (whichever is greater)

Revision Date: January 30, 2017

Form FD 9000-24

GROUNDWATER SAMPLING LOG

SITE NAME:	PASCO COUNTY RESOURCE RECOVERY	SITE LOCATION:	14230 Hays Rd, Spring Hill, FL 34610
WELL NO: 4MW-3A	SAMPLE ID: 4MW-3A	DATE: 06 Dec-2022	

PURGING DATA

WELL DIAMETER (inches):	TUBING DIAMETER (inches):	WELL SCREEN INTERVAL	STATIC DEPTH TO WATER (feet):	PURGE PUMP TYPE OR BAILER:
2	1/4	DEPTH: 22 feet to 50 feet	24.80	BP

WELL VOLUME PURGE: 1 WELL VOLUME = (TOTAL WELL DEPTH – STATIC DEPTH TO WATER) X WELL CAPACITY
(only fill out if applicable)

= (50.0 feet – 24.80 feet) X 0.16 gallons/foot = 4.03 gallons

EQUIPMENT VOLUME PURGE: 1 EQUIPMENT VOL. = PUMP VOLUME + (TUBING CAPACITY X TUBING LENGTH) + FLOW CELL VOLUME
(only fill out if applicable)

= gallons + (gallons/foot X feet) + gallons = gallons

INITIAL PUMP OR TUBING DEPTH IN WELL (feet):	FINAL PUMP OR TUBING DEPTH IN WELL (feet):	PURGING INITIATED AT:	PURGING ENDED AT:	TOTAL VOLUME PURGED (gallons):
37.5	37.5	10:00	10:21	8.00

TIME	VOLUME PURGED (gallons)	CUMUL. VOLUME PURGED (gallons)	PURGE RATE (gpm)	DEPTH TO WATER (feet)	pH (standard units)	TEMP. (°C)	COND. (circle units) µmhos/cm or µS/cm	DISSOLVED OXYGEN (circle units) mg/L or % saturation	TURBIDITY (NTUs)	ORP (mV)	COLOR (describe)	ODOR (describe)
10:17	5.00	5.00	0.29	24.80	7.77	23.82	394	4.62/55.0%	0.02	5.20	Clear	No Odor
10:19	1.00	6.00	0.50	24.80	7.77	23.82	394	4.20/50.0%	0.02	4.10	Clear	No Odor
10:21	2.00	8.00	1.00	24.80	7.77	23.82	394	4.20/50.0%	0.02	1.80	Clear	No Odor

WELL CAPACITY (Gallons Per Foot): **0.75"** = 0.02; **1"** = 0.04; **1.25"** = 0.06; **2"** = 0.16; **3"** = 0.37; **4"** = 0.65; **5"** = 1.02; **6"** = 1.47; **12"** = 5.88
TUBING INSIDE DIA. CAPACITY (Gal./Ft.): **1/8"** = 0.0006; **3/16"** = 0.0014; **1/4"** = 0.0026; **5/16"** = 0.004; **3/8"** = 0.006; **1/2"** = 0.010; **5/8"** = 0.016

PURGING EQUIPMENT CODES: **B** = Bailer; **BP** = Bladder Pump; **ESP** = Electric Submersible Pump; **PP =** Peristaltic Pump; **O** = Other (Specify)

SAMPLING DATA

SAMPLED BY (PRINT) / AFFILIATION:	SAMPLER(S) SIGNATURE(S):	SAMPLING INITIATED	SAMPLING ENDED AT:
Fauve Herron/SCS		10:24	10:32

PUMP OR TUBING DEPTH IN WELL (feet):	TUBING MATERIAL CODE:	FIELD-FILTERED: Y (N) Filtration Equipment Type:	FILTER SIZE: µm
37.5	HDPE + S		

FIELD DECONTAMINATION: PUMP Y (N) TUBING Y (N (replaced)) DUPLICATE: Y (N)

SAMPLE CONTAINER SPECIFICATION				SAMPLE PRESERVATION			INTENDED ANALYSIS AND/OR METHOD	SAMPLING EQUIPMENT CODE	SAMPLE PUMP FLOW RATE (mL per minute)
SAMPLE ID CODE	# CONTAINERS	MATERIAL CODE	VOLUME (mL)	PRESERVATIVE USED	TOTAL VOL ADDED IN FIELD (mL)	FINAL pH			
4MW-3A	1	PE	125	----	0	7.77	Nitrite -nitrogen	APP	~3785
4MW-3A	1	PE	250	H2SO4	0	<2	Nitrogen nitrate-nitrite	other	~3785

MATERIAL CODES: **AG** = Amber Glass; **CG** = Clear Glass; **PE** = Polyethylene; **PP** = Polypropylene; **S** = Silicone; **T** = Teflon; **O** = Other (Specify)

SAMPLING EQUIPMENT CODES: **APP** = After Peristaltic Pump; **B** = Bailer; **BP** = Bladder Pump; **ESP** = Electric Submersible Pump; **RFPP** = Reverse Flow Peristaltic Pump; **SM** = Straw Method (Tubing Gravity Drain); **O** = Other (Specify)

NOTES:
1. **The above do not constitute all of the information required by Chapter 62-160, F.A.C.**
2. STABILIZATION CRITERIA FOR RANGE OF VARIATION OF LAST THREE CONSECUTIVE READINGS (SEE FS 2212, SECTION 3)

pH: + 0.2 units Temperature: + 0.2 °C **Specific Conductance:** + 5% **Dissolved Oxygen:** all readings < 20% saturation (see Table FS 2200-2); optionally, ± 0.2 mg/L or ± 10% (whichever is greater) **Turbidity:** all readings ≤ 20 NTU; optionally ± 5 NTU or ± 10% (whichever is greater)

Revision Date: January 30, 2017

Form FD 9000-24

GROUNDWATER SAMPLING LOG

SITE NAME:	PASCO COUNTY RESOURCE RECOVERY	SITE LOCATION:	14230 Hays Rd, Spring Hill, FL 34610
WELL NO: 4MW-23	SAMPLE ID: 4MW-23	DATE: 06 Dec-2022	

PURGING DATA

WELL DIAMETER (inches):	TUBING DIAMETER (inches):	WELL SCREEN INTERVAL	STATIC DEPTH TO WATER (feet):	PURGE PUMP TYPE OR BAILER:
2	3/16	DEPTH: 38 feet to 53 feet	26.85	PP

WELL VOLUME PURGE: 1 WELL VOLUME = (TOTAL WELL DEPTH – STATIC DEPTH TO WATER) X WELL CAPACITY
(only fill out if applicable)

= (feet – feet) X gallons/foot = gallons

EQUIPMENT VOLUME PURGE: 1 EQUIPMENT VOL. = PUMP VOLUME + (TUBING CAPACITY X TUBING LENGTH) + FLOW CELL VOLUME
(only fill out if applicable)

= 0 gallons + (0.0014 gallons/foot X 48 feet) + 0.09 gallons = 0.472 gallons

INITIAL PUMP OR TUBING DEPTH IN WELL (feet):	FINAL PUMP OR TUBING DEPTH IN WELL (feet):	PURGING INITIATED AT:	PURGING ENDED AT:	TOTAL VOLUME PURGED (gallons):
45.5	45.5	11:45	11:56	0.78

TIME	VOLUME PURGED (gallons)	CUMUL. VOLUME PURGED (gallons)	PURGE RATE (gpm)	DEPTH TO WATER (feet)	pH (standard units)	TEMP. (°C)	COND. (circle units) µmhos/cm or uS/cm	DISSOLVED OXYGEN (circle units) mg/L or % saturation	TURBIDITY (NTUs)	ORP (mV)	COLOR (describe)	ODOR (describe)
11:52	0.50	0.50	0.07	26.85	8.23	25.68	513	0.75/9.2%	8.52	81.60	Clear	No Odor
11:54	0.14	0.64	0.07	26.85	8.23	25.68	513	0.75/9.2%	8.52	85.80	Clear	No Odor
11:55	0.14	0.78	0.07	26.85	8.23	25.68	513	0.75/9.2%	8.52	86.10	Clear	No Odor

WELL CAPACITY (Gallons Per Foot): **0.75"** = 0.02; **1"** = 0.04; **1.25"** = 0.06; **2"** = 0.16; **3"** = 0.37; **4"** = 0.65; **5"** = 1.02; **6"** = 1.47; **12"** = 5.88
TUBING INSIDE DIA. CAPACITY (Gal./Ft.): **1/8"** = 0.0006; **3/16"** = 0.0014; **1/4"** = 0.0026; **5/16"** = 0.004; **3/8"** = 0.006; **1/2"** = 0.010; **5/8"** = 0.016

PURGING EQUIPMENT CODES: **B** = Bailer; **BP** = Bladder Pump; **ESP** = Electric Submersible Pump; **PP =** Peristaltic Pump; **O** = Other (Specify)

SAMPLING DATA

SAMPLED BY (PRINT) / AFFILIATION:	SAMPLER(S) SIGNATURE(S):	SAMPLING INITIATED	SAMPLING ENDED AT:
Fauve Herron/SCS		11:56	11:57

PUMP OR TUBING DEPTH IN WELL (feet):	TUBING MATERIAL CODE:	FIELD-FILTERED: Y (N) Filtration Equipment Type:	FILTER SIZE: µm
45.5	HDPE + S		

FIELD DECONTAMINATION: PUMP Y (N) TUBING Y (N (replaced)) DUPLICATE: Y (N)

SAMPLE CONTAINER SPECIFICATION				SAMPLE PRESERVATION			INTENDED ANALYSIS AND/OR METHOD	SAMPLING EQUIPMENT CODE	SAMPLE PUMP FLOW RATE (mL per minute)
SAMPLE ID CODE	# CONTAINERS	MATERIAL CODE	VOLUME (mL)	PRESERVATIVE USED	TOTAL VOL ADDED IN FIELD (mL)	FINAL pH			
4MW-23	1	PE	250	HNO3	0	<2	Fe	APP	~265

MATERIAL CODES: **AG** = Amber Glass; **CG** = Clear Glass; **PE** = Polyethylene; **PP** = Polypropylene; **S** = Silicone; **T** = Teflon; **O** = Other (Specify)

SAMPLING EQUIPMENT CODES: **APP** = After Peristaltic Pump; **B** = Bailer; **BP** = Bladder Pump; **ESP** = Electric Submersible Pump; **RFPP** = Reverse Flow Peristaltic Pump; **SM** = Straw Method (Tubing Gravity Drain); **O** = Other (Specify)

NOTES:
1. **The above do not constitute all of the information required by Chapter 62-160, F.A.C.**
2. STABILIZATION CRITERIA FOR RANGE OF VARIATION OF LAST THREE CONSECUTIVE READINGS (SEE FS 2212, SECTION 3)

pH: + 0.2 units Temperature: + 0.2 °C **Specific Conductance:** + 5% **Dissolved Oxygen:** all readings < 20% saturation (see Table FS 2200-2); optionally, ± 0.2 mg/L or ± 10% (whichever is greater) **Turbidity:** all readings ≤ 20 NTU; optionally ± 5 NTU or ± 10% (whichever is greater)

Revision Date: January 30, 2017

Form FD 9000-24

GROUNDWATER SAMPLING LOG

SITE NAME:	PASCO COUNTY RESOURCE RECOVERY	SITE LOCATION:	14230 Hays Rd, Spring Hill, FL 34610
WELL NO: 2MW-26D	SAMPLE ID: 2MW-26D	DATE: 06 Dec-2022	

PURGING DATA

WELL DIAMETER (inches):	TUBING DIAMETER (inches):	WELL SCREEN INTERVAL	STATIC DEPTH TO WATER (feet):	PURGE PUMP TYPE OR BAILER:
2	1/4	DEPTH: 42 feet to 52 feet	23.96	PP

WELL VOLUME PURGE: 1 WELL VOLUME = (TOTAL WELL DEPTH – STATIC DEPTH TO WATER) X WELL CAPACITY
(only fill out if applicable)

= (feet – feet) X gallons/foot = gallons

EQUIPMENT VOLUME PURGE: 1 EQUIPMENT VOL. = PUMP VOLUME + (TUBING CAPACITY X TUBING LENGTH) + FLOW CELL VOLUME
(only fill out if applicable)

= 0 gallons + (0.0026 gallons/foot X 48 feet) + 0.09 gallons = 0.644 gallons

INITIAL PUMP OR TUBING DEPTH IN WELL (feet):	FINAL PUMP OR TUBING DEPTH IN WELL (feet):	PURGING INITIATED AT:	PURGING ENDED AT:	TOTAL VOLUME PURGED (gallons):
47	47	12:27	12:47	0.86

TIME	VOLUME PURGED (gallons)	CUMUL. VOLUME PURGED (gallons)	PURGE RATE (gpm)	DEPTH TO WATER (feet)	pH (standard units)	TEMP. (°C)	COND. (circle units) µmhos/cm or uS/cm	DISSOLVED OXYGEN (circle units) mg/L or % saturation	TURBIDITY (NTUs)	ORP (mV)	COLOR (describe)	ODOR (describe)
12:43	0.70	0.70	0.04	23.96	7.61	26.34	526	1.44/17.9%	0.02	93.20	Clear	No Odor
12:45	0.08	0.78	0.04	23.96	7.61	26.34	526	1.44/17.9%	0.02	84.20	Clear	No Odor
12:47	0.08	0.86	0.04	23.96	7.62	26.35	526	1.44/17.9%	0.02	84.20	Clear	No Odor

WELL CAPACITY (Gallons Per Foot): **0.75"** = 0.02; **1"** = 0.04; **1.25"** = 0.06; **2"** = 0.16; **3"** = 0.37; **4"** = 0.65; **5"** = 1.02; **6"** = 1.47; **12"** = 5.88
TUBING INSIDE DIA. CAPACITY (Gal./Ft.): **1/8"** = 0.0006; **3/16"** = 0.0014; **1/4"** = 0.0026; **5/16"** = 0.004; **3/8"** = 0.006; **1/2"** = 0.010; **5/8"** = 0.016

PURGING EQUIPMENT CODES: **B** = Bailer; **BP** = Bladder Pump; **ESP** = Electric Submersible Pump; **PP =** Peristaltic Pump; **O** = Other (Specify)

SAMPLING DATA

SAMPLED BY (PRINT) / AFFILIATION:	SAMPLER(S) SIGNATURE(S):	SAMPLING INITIATED	SAMPLING ENDED AT:
Fauve Herron/SCS		12:48	12:50

PUMP OR TUBING DEPTH IN WELL (feet):	TUBING MATERIAL CODE:	FIELD-FILTERED: Y (N) Filtration Equipment Type:	FILTER SIZE: µm
47	HDPE + S		

FIELD DECONTAMINATION: PUMP Y (N) TUBING Y (N (replaced)) DUPLICATE: Y (N)

SAMPLE CONTAINER SPECIFICATION				SAMPLE PRESERVATION			INTENDED ANALYSIS AND/OR METHOD	SAMPLING EQUIPMENT CODE	SAMPLE PUMP FLOW RATE (mL per minute)
SAMPLE ID CODE	# CONTAINERS	MATERIAL CODE	VOLUME (mL)	PRESERVATIVE USED	TOTAL VOL ADDED IN FIELD (mL)	FINAL pH			
2MW-26D	1	PE	250	HNO3	0	<2	Fe	APP	~151

MATERIAL CODES: **AG** = Amber Glass; **CG** = Clear Glass; **PE** = Polyethylene; **PP** = Polypropylene; **S** = Silicone; **T** = Teflon; **O** = Other (Specify)

SAMPLING EQUIPMENT CODES: **APP** = After Peristaltic Pump; **B** = Bailer; **BP** = Bladder Pump; **ESP** = Electric Submersible Pump; **RFPP** = Reverse Flow Peristaltic Pump; **SM** = Straw Method (Tubing Gravity Drain); **O** = Other (Specify)

NOTES:
1. **The above do not constitute all of the information required by Chapter 62-160, F.A.C.**
2. STABILIZATION CRITERIA FOR RANGE OF VARIATION OF LAST THREE CONSECUTIVE READINGS (SEE FS 2212, SECTION 3)

pH: + 0.2 units Temperature: + 0.2 °C **Specific Conductance:** + 5% **Dissolved Oxygen:** all readings < 20% saturation (see Table FS 2200-2); optionally, ± 0.2 mg/L or ± 10% (whichever is greater) **Turbidity:** all readings ≤ 20 NTU; optionally ± 5 NTU or ± 10% (whichever is greater)

Revision Date: January 30, 2017

Form FD 9000-24

GROUNDWATER SAMPLING LOG

SITE NAME:	PASCO COUNTY RESOURCE RECOVERY	SITE LOCATION:	14230 Hays Rd, Spring Hill, FL 34610
WELL NO: 2MW-17S	SAMPLE ID: 2MW-17S	DATE: 06 Dec-2022	

PURGING DATA

WELL DIAMETER (inches):	TUBING DIAMETER (inches):	WELL SCREEN INTERVAL	STATIC DEPTH TO WATER (feet):	PURGE PUMP TYPE OR BAILER:
1.5	3/16	DEPTH: 23 feet to 38 feet	28.30	PP

WELL VOLUME PURGE: 1 WELL VOLUME = (TOTAL WELL DEPTH – STATIC DEPTH TO WATER) X WELL CAPACITY
(only fill out if applicable)

= (38.0 feet – 28.30 feet) X 0.09 gallons/foot = 0.87 gallons

EQUIPMENT VOLUME PURGE: 1 EQUIPMENT VOL. = PUMP VOLUME + (TUBING CAPACITY X TUBING LENGTH) + FLOW CELL VOLUME
(only fill out if applicable)

= gallons + (gallons/foot X feet) + gallons = gallons

INITIAL PUMP OR TUBING DEPTH IN WELL (feet):	FINAL PUMP OR TUBING DEPTH IN WELL (feet):	PURGING INITIATED AT:	PURGING ENDED AT:	TOTAL VOLUME PURGED (gallons):
33	33	13:38	14:00	1.24

TIME	VOLUME PURGED (gallons)	CUMUL. VOLUME PURGED (gallons)	PURGE RATE (gpm)	DEPTH TO WATER (feet)	pH (standard units)	TEMP. (°C)	COND. (circle units) µmhos/cm or µS/cm	DISSOLVED OXYGEN (circle units) mg/L or % saturation	TURBIDITY (NTUs)	ORP (mV)	COLOR (describe)	ODOR (describe)
13:56	1.00	1.00	0.06	28.30	7.72	26.46	436	1.62/20.2%	36.80	101.90	Clear	No Odor
13:58	0.12	1.12	0.06	28.30	7.72	26.46	436	1.62/20.2%	36.70	96.30	Clear	No Odor
14:00	0.12	1.24	0.06	28.30	7.72	26.46	436	1.62/20.2%	36.80	92.00	Clear	No Odor

WELL CAPACITY (Gallons Per Foot): **0.75"** = 0.02; **1"** = 0.04; **1.25"** = 0.06; **2"** = 0.16; **3"** = 0.37; **4"** = 0.65; **5"** = 1.02; **6"** = 1.47; **12"** = 5.88
TUBING INSIDE DIA. CAPACITY (Gal./Ft.): **1/8"** = 0.0006; **3/16"** = 0.0014; **1/4"** = 0.0026; **5/16"** = 0.004; **3/8"** = 0.006; **1/2"** = 0.010; **5/8"** = 0.016

PURGING EQUIPMENT CODES: **B** = Bailer; **BP** = Bladder Pump; **ESP** = Electric Submersible Pump; **PP =** Peristaltic Pump; **O** = Other (Specify)

SAMPLING DATA

SAMPLED BY (PRINT) / AFFILIATION:	SAMPLER(S) SIGNATURE(S):	SAMPLING INITIATED	SAMPLING ENDED AT:
Fauve Herron/SCS		14:01	14:03

PUMP OR TUBING DEPTH IN WELL (feet):	TUBING MATERIAL CODE:	FIELD-FILTERED: Y N Filtration Equipment Type:	FILTER SIZE: µm
33	HDPE + S		

FIELD DECONTAMINATION: PUMP Y N TUBING Y N (replaced) DUPLICATE: Y N

SAMPLE CONTAINER SPECIFICATION				SAMPLE PRESERVATION			INTENDED ANALYSIS AND/OR METHOD	SAMPLING EQUIPMENT CODE	SAMPLE PUMP FLOW RATE (mL per minute)
SAMPLE ID CODE	# CONTAINERS	MATERIAL CODE	VOLUME (mL)	PRESERVATIVE USED	TOTAL VOL ADDED IN FIELD (mL)	FINAL pH			
2MW-17S	1	PE	250	HNO3	0	<2	Fe	APP	~227

MATERIAL CODES: **AG** = Amber Glass; **CG** = Clear Glass; **PE** = Polyethylene; **PP** = Polypropylene; **S** = Silicone; **T** = Teflon; **O** = Other (Specify)

SAMPLING EQUIPMENT CODES: **APP** = After Peristaltic Pump; **B** = Bailer; **BP** = Bladder Pump; **ESP** = Electric Submersible Pump; **RFPP** = Reverse Flow Peristaltic Pump; **SM** = Straw Method (Tubing Gravity Drain); **O** = Other (Specify)

NOTES:
1. **The above do not constitute all of the information required by Chapter 62-160, F.A.C.**
2. STABILIZATION CRITERIA FOR RANGE OF VARIATION OF LAST THREE CONSECUTIVE READINGS (SEE FS 2212, SECTION 3)

pH: + 0.2 units Temperature: + 0.2 °C **Specific Conductance:** + 5% **Dissolved Oxygen:** all readings < 20% saturation (see Table FS 2200-2); optionally, ± 0.2 mg/L or ± 10% (whichever is greater) **Turbidity:** all readings ≤ 20 NTU; optionally ± 5 NTU or ± 10% (whichever is greater)

Revision Date: January 30, 2017

Form FD 9000-24

GROUNDWATER SAMPLING LOG

SITE NAME:	PASCO COUNTY RESOURCE RECOVERY	SITE LOCATION:	14230 Hays Rd, Spring Hill, FL 34610
WELL NO: 4MW-5	SAMPLE ID: 4MW-5	DATE: 06 Dec-2022	

PURGING DATA

WELL DIAMETER (inches):	TUBING DIAMETER (inches):	WELL SCREEN INTERVAL	STATIC DEPTH TO WATER (feet):	PURGE PUMP TYPE OR BAILER:
4	1/4	DEPTH: 68 feet to 100 feet	21.27	BP

WELL VOLUME PURGE: 1 WELL VOLUME = (TOTAL WELL DEPTH – STATIC DEPTH TO WATER) X WELL CAPACITY
(only fill out if applicable)

= (feet – feet) X gallons/foot = gallons

EQUIPMENT VOLUME PURGE: 1 EQUIPMENT VOL. = PUMP VOLUME + (TUBING CAPACITY X TUBING LENGTH) + FLOW CELL VOLUME
(only fill out if applicable)

= 0 gallons + (0.0026 gallons/foot X 84 feet) + 0.09 gallons = 0.925 gallons

INITIAL PUMP OR TUBING DEPTH IN WELL (feet):	FINAL PUMP OR TUBING DEPTH IN WELL (feet):	PURGING INITIATED AT:	PURGING ENDED AT:	TOTAL VOLUME PURGED (gallons):
84	84	10:50	14:30	79.50

TIME	VOLUME PURGED (gallons)	CUMUL. VOLUME PURGED (gallons)	PURGE RATE (gpm)	DEPTH TO WATER (feet)	pH (standard units)	TEMP. (°C)	COND. (circle units) µmhos/cm or uS/cm	DISSOLVED OXYGEN (circle units) mg/L or % saturation	TURBIDITY (NTUs)	ORP (mV)	COLOR (describe)	ODOR (describe)
13:15	52.50	52.50	0.36	21.27	7.50	24.09	526	3.68/44.0%	0.02	192.70	Clear	No Odor
14:11	20.16	72.66	0.36	21.27	7.50	24.10	526	3.68/44.0%	0.02	104.90	Clear	No Odor
14:30	6.84	79.50	0.36	21.27	7.50	24.10	526	3.68/44.0%	0.02	162.00	Clear	No Odor

WELL CAPACITY (Gallons Per Foot): **0.75"** = 0.02; **1"** = 0.04; **1.25"** = 0.06; **2"** = 0.16; **3"** = 0.37; **4"** = 0.65; **5"** = 1.02; **6"** = 1.47; **12"** = 5.88
TUBING INSIDE DIA. CAPACITY (Gal./Ft.): **1/8"** = 0.0006; **3/16"** = 0.0014; **1/4"** = 0.0026; **5/16"** = 0.004; **3/8"** = 0.006; **1/2"** = 0.010; **5/8"** = 0.016

PURGING EQUIPMENT CODES: **B** = Bailer; **BP** = Bladder Pump; **ESP** = Electric Submersible Pump; **PP =** Peristaltic Pump; **O** = Other (Specify)

SAMPLING DATA

SAMPLED BY (PRINT) / AFFILIATION:	SAMPLER(S) SIGNATURE(S):	SAMPLING INITIATED	SAMPLING ENDED AT:
Bob Curtis/SCS		14:30	14:32

PUMP OR TUBING DEPTH IN WELL (feet):	TUBING MATERIAL CODE:	FIELD-FILTERED: Y (N) Filtration Equipment Type:	FILTER SIZE: µm
84	HDPE + S		

FIELD DECONTAMINATION: PUMP Y (N) TUBING Y (N (replaced)) DUPLICATE: Y (N)

SAMPLE CONTAINER SPECIFICATION				SAMPLE PRESERVATION			INTENDED ANALYSIS AND/OR METHOD	SAMPLING EQUIPMENT CODE	SAMPLE PUMP FLOW RATE (mL per minute)
SAMPLE ID CODE	# CONTAINERS	MATERIAL CODE	VOLUME (mL)	PRESERVATIVE USED	TOTAL VOL ADDED IN FIELD (mL)	FINAL pH			
4MW-5	1	PE	125	----	0	7.50	Nitrite-nitrogen	APP	~1363
4MW-5	1	PE	250	H2SO4	0	<2	Nitrogen nitrate-nitrite	APP	~1363

MATERIAL CODES: **AG** = Amber Glass; **CG** = Clear Glass; **PE** = Polyethylene; **PP** = Polypropylene; **S** = Silicone; **T** = Teflon; **O** = Other (Specify)

SAMPLING EQUIPMENT CODES: **APP** = After Peristaltic Pump; **B** = Bailer; **BP** = Bladder Pump; **ESP** = Electric Submersible Pump; **RFPP** = Reverse Flow Peristaltic Pump; **SM** = Straw Method (Tubing Gravity Drain); **O** = Other (Specify)

NOTES:
1. **The above do not constitute all of the information required by Chapter 62-160, F.A.C.**
2. STABILIZATION CRITERIA FOR RANGE OF VARIATION OF LAST THREE CONSECUTIVE READINGS (SEE FS 2212, SECTION 3)

pH: + 0.2 units Temperature: + 0.2 °C **Specific Conductance:** + 5% **Dissolved Oxygen:** all readings < 20% saturation (see Table FS 2200-2); optionally, ± 0.2 mg/L or ± 10% (whichever is greater) **Turbidity:** all readings ≤ 20 NTU; optionally ± 5 NTU or ± 10% (whichever is greater)

Revision Date: January 30, 2017

Appendix C

Laboratory Analytical Report

eurofins | Environment Testing

ANALYTICAL REPORT

PREPARED FOR

Attn: Fauve Herron
SCS Engineers
3922 Coconut Palm Drive #102
Tampa, Florida 33619

Generated 12/16/2022 5:03:55 PM Revision 1

JOB DESCRIPTION

Pasco County LF

JOB NUMBER

660-124598-1

Eurofins Tampa
6712 Benjamin Road
Suite 100
Tampa FL 33634

See page two for job notes and contact information.

my EOL

Eurofins Tampa

Job Notes

Methods: FDEP, DOH Certification #: E84282, E81005 These test results meet all the requirements of NELAC unless specified in the case narrative. All questions regarding this test report should be directed to the Eurofins Environment Testing Southeast LLC Project Manager who signed this test report. The estimated uncertainty associated with these reported results is available upon request. The results contained in this test report relate only to these samples included herein.

The test results in this report relate only to the samples as received by the laboratory and will meet all requirements of the methodology, with any exceptions noted. This report shall not be reproduced except in full, without the express written approval of the laboratory. All questions should be directed to the Eurofins Environment Testing Southeast, LLC Project Manager.

Authorization

Generated
12/16/2022 5:03:55 PM
Revision 1

Authorized for release by
Jess Hornsby, Project Manager II
Jess.Hornsby@et.eurofinsus.com
(813)280-8340

Table of Contents

Cover Page 1
Table of Contents 3
Sample Summary 4
Detection Summary 5
Case Narrative 13
Definitions/Glossary 16
Client Sample Results 18
QC Sample Results 76
QC Association Summary 126
Lab Chronicle 138
Method Summary 149
Certification Summary 150
Chain of Custody 151
Field Data Sheets 167
Receipt Checklists 193

Sample Summary

Client: SCS Engineers
Project/Site: Pasco County LF

Job ID: 660-124598-1

Lab Sample ID	Client Sample ID	Matrix	Collected	Received
660-124598-1	2MW-27D	Water	10/25/22 10:00	10/25/22 16:34
660-124598-2	4MW-2	Water	10/25/22 12:25	10/25/22 16:34
660-124598-3	2MW-2	Water	10/25/22 12:47	10/25/22 16:34
660-124598-4	4MW-11D	Water	10/25/22 14:00	10/25/22 16:34
660-124598-5	4MW-27D	Water	10/25/22 09:06	10/25/22 16:34
660-124598-6	4MW-27	Water	10/25/22 10:32	10/25/22 16:34
660-124598-7	2MW-26D	Water	10/25/22 11:43	10/25/22 16:34
660-124598-8	2MW-24D	Water	10/25/22 12:52	10/25/22 16:34
660-124598-9	2MW-24S	Water	10/25/22 13:51	10/25/22 16:34
660-124598-10	2MW-25D	Water	10/25/22 15:03	10/25/22 16:34
660-124642-1	2MW-17S	Water	10/26/22 09:40	10/26/22 16:40
660-124642-2	2MW-19D	Water	10/26/22 10:40	10/26/22 16:40
660-124642-3	2MW-15DA	Water	10/26/22 11:50	10/26/22 16:40
660-124642-4	4MW-23	Water	10/26/22 13:50	10/26/22 16:40
660-124642-5	4MW-22	Water	10/26/22 14:40	10/26/22 16:40
660-124642-6	4MW-21	Water	10/26/22 15:15	10/26/22 16:40
660-124642-7	4MW-6	Water	10/26/22 12:37	10/26/22 16:40
660-124642-8	4MW-4	Water	10/26/22 13:05	10/26/22 16:40
660-124642-9	2MW-18D	Water	10/26/22 13:35	10/26/22 16:40
660-124642-10	4MW-12D	Water	10/26/22 14:25	10/26/22 16:40
660-124642-11	4MW-14D	Water	10/26/22 15:14	10/26/22 16:40
660-124675-1	4MW-5	Water	10/27/22 10:50	10/28/22 15:45
660-124675-2	4MW-3A	Water	10/27/22 11:27	10/28/22 15:45
660-124675-3	4MW-9	Water	10/27/22 12:42	10/28/22 15:45
660-124675-4	4MW-8	Water	10/27/22 13:52	10/28/22 15:45
660-124675-5	4MW-7	Water	10/27/22 14:33	10/28/22 15:45
660-125403-1	4MW-23	Water	12/06/22 11:56	12/06/22 15:30
660-125403-2	2MW-26D	Water	12/06/22 12:48	12/06/22 15:30
660-125403-3	2MW-17S	Water	12/06/22 14:01	12/06/22 15:30
660-125404-1	2MW-27D	Water	12/06/22 09:28	12/06/22 15:30
660-125404-2	4MW-3A	Water	12/06/22 10:24	12/06/22 15:30
660-125404-3	4MW-5	Water	12/06/22 14:30	12/06/22 15:30

Detection Summary

Client: SCS Engineers
Project/Site: Pasco County LF

Job ID: 660-124598-1

Client Sample ID: 2MW-27D — Lab Sample ID: 660-124598-1

Analyte	Result	Qualifier	PQL	MDL	Unit	Dil Fac	D	Method	Prep Type
Chloride	75		0.50	0.20	mg/L	1		300.0-1993 R2.1	Total/NA
Barium	24		5.0	0.89	ug/L	1		6020B	Total Recoverable
Nickel	2.5	I	5.0	1.8	ug/L	1		6020B	Total Recoverable
Sodium	43		0.50	0.20	mg/L	1		6020B	Total Recoverable
Total Dissolved Solids	400		20	20	mg/L	1		2540C-2011	Total/NA
Nitrate as N	1.5		0.10	0.084	mg/L	1		353.2	Total/NA

Client Sample ID: 4MW-2 — Lab Sample ID: 660-124598-2

Analyte	Result	Qualifier	PQL	MDL	Unit	Dil Fac	D	Method	Prep Type
Chloride	4.7		0.50	0.20	mg/L	1		300.0-1993 R2.1	Total/NA
Arsenic	1.2	I	3.0	0.86	ug/L	1		6020B	Total Recoverable
Barium	6.3		5.0	0.89	ug/L	1		6020B	Total Recoverable
Sodium	2.9		0.50	0.20	mg/L	1		6020B	Total Recoverable
Vanadium	5.2	I	10	1.8	ug/L	1		6020B	Total Recoverable
Total Dissolved Solids	170		20	20	mg/L	1		2540C-2011	Total/NA
Nitrate as N	0.73		0.10	0.084	mg/L	1		353.2	Total/NA

Client Sample ID: 2MW-2 — Lab Sample ID: 660-124598-3

Analyte	Result	Qualifier	PQL	MDL	Unit	Dil Fac	D	Method	Prep Type
Chloride	3.5		0.50	0.20	mg/L	1		300.0-1993 R2.1	Total/NA
Barium	21		5.0	0.89	ug/L	1		6020B	Total Recoverable
Cadmium	0.13	I	0.50	0.078	ug/L	1		6020B	Total Recoverable
Copper	1.6	I	5.0	0.90	ug/L	1		6020B	Total Recoverable
Sodium	2.2		0.50	0.20	mg/L	1		6020B	Total Recoverable
Total Dissolved Solids	62		5.0	5.0	mg/L	1		2540C-2011	Total/NA
Nitrate as N	1.4		0.10	0.084	mg/L	1		353.2	Total/NA

Client Sample ID: 4MW-11D — Lab Sample ID: 660-124598-4

Analyte	Result	Qualifier	PQL	MDL	Unit	Dil Fac	D	Method	Prep Type
Chloride	110		0.50	0.20	mg/L	1		300.0-1993 R2.1	Total/NA
Arsenic	0.96	I	3.0	0.86	ug/L	1		6020B	Total Recoverable
Barium	15		5.0	0.89	ug/L	1		6020B	Total Recoverable
Cadmium	0.16	I	0.50	0.078	ug/L	1		6020B	Total Recoverable
Copper	2.5	I	5.0	0.90	ug/L	1		6020B	Total Recoverable
Iron	200		100	26	ug/L	1		6020B	Total Recoverable
Lead	0.48	I	2.5	0.34	ug/L	1		6020B	Total Recoverable

This Detection Summary does not include radiochemical test results.

Detection Summary

Client: SCS Engineers
Project/Site: Pasco County LF

Job ID: 660-124598-1

Client Sample ID: 4MW-11D (Continued) — Lab Sample ID: 660-124598-4

Analyte	Result	Qualifier	PQL	MDL	Unit	Dil Fac	D	Method	Prep Type
Sodium	28		0.50	0.20	mg/L	1		6020B	Total Recoverable
Vanadium	2.0	I	10	1.8	ug/L	1		6020B	Total Recoverable
Total Dissolved Solids	440		20	20	mg/L	1		2540C-2011	Total/NA
Nitrate as N	1.1		0.10	0.084	mg/L	1		353.2	Total/NA

Client Sample ID: 4MW-27D — Lab Sample ID: 660-124598-5

Analyte	Result	Qualifier	PQL	MDL	Unit	Dil Fac	D	Method	Prep Type
cis-1,2-Dichloroethene	0.25	I	1.0	0.25	ug/L	1		8260D	Total/NA
Chloride	4.5		0.50	0.20	mg/L	1		300.0-1993 R2.1	Total/NA
Barium	9.7		5.0	0.89	ug/L	1		6020B	Total Recoverable
Iron	81	I	100	26	ug/L	1		6020B	Total Recoverable
Sodium	3.7		0.50	0.20	mg/L	1		6020B	Total Recoverable
Total Dissolved Solids	200		20	20	mg/L	1		2540C-2011	Total/NA
Nitrate as N	0.32		0.10	0.084	mg/L	1		353.2	Total/NA

Client Sample ID: 4MW-27 — Lab Sample ID: 660-124598-6

Analyte	Result	Qualifier	PQL	MDL	Unit	Dil Fac	D	Method	Prep Type
Chloride	81		0.50	0.20	mg/L	1		300.0-1993 R2.1	Total/NA
Barium	24		5.0	0.89	ug/L	1		6020B	Total Recoverable
Cadmium	0.085	I	0.50	0.078	ug/L	1		6020B	Total Recoverable
Nickel	2.4	I	5.0	1.8	ug/L	1		6020B	Total Recoverable
Sodium	42		0.50	0.20	mg/L	1		6020B	Total Recoverable
Vanadium	33		10	1.8	ug/L	1		6020B	Total Recoverable
Total Dissolved Solids	370		20	20	mg/L	1		2540C-2011	Total/NA
Nitrate as N	0.67		0.10	0.084	mg/L	1		353.2	Total/NA

Client Sample ID: 2MW-26D — Lab Sample ID: 660-124598-7

Analyte	Result	Qualifier	PQL	MDL	Unit	Dil Fac	D	Method	Prep Type
Chloride	53		0.50	0.20	mg/L	1		300.0-1993 R2.1	Total/NA
Barium	18		5.0	0.89	ug/L	1		6020B	Total Recoverable
Copper	3.1	I	5.0	0.90	ug/L	1		6020B	Total Recoverable
Iron	320		100	26	ug/L	1		6020B	Total Recoverable
Nickel	2.3	I	5.0	1.8	ug/L	1		6020B	Total Recoverable
Sodium	27		0.50	0.20	mg/L	1		6020B	Total Recoverable
Total Dissolved Solids	360		20	20	mg/L	1		2540C-2011	Total/NA
Nitrate as N	0.59		0.10	0.084	mg/L	1		353.2	Total/NA

This Detection Summary does not include radiochemical test results.

Detection Summary

Client: SCS Engineers
Project/Site: Pasco County LF

Job ID: 660-124598-1

Client Sample ID: 2MW-24D — Lab Sample ID: 660-124598-8

Analyte	Result	Qualifier	PQL	MDL	Unit	Dil Fac	D	Method	Prep Type
Chloride	49		0.50	0.20	mg/L	1		300.0-1993 R2.1	Total/NA
Barium	17		5.0	0.89	ug/L	1		6020B	Total Recoverable
Sodium	23		0.50	0.20	mg/L	1		6020B	Total Recoverable
Total Dissolved Solids	340		20	20	mg/L	1		2540C-2011	Total/NA
Nitrate as N	1.7		0.10	0.084	mg/L	1		353.2	Total/NA

Client Sample ID: 2MW-24S — Lab Sample ID: 660-124598-9

Analyte	Result	Qualifier	PQL	MDL	Unit	Dil Fac	D	Method	Prep Type
Chloride	29		0.50	0.20	mg/L	1		300.0-1993 R2.1	Total/NA
Barium	24		5.0	0.89	ug/L	1		6020B	Total Recoverable
Cadmium	0.16	I	0.50	0.078	ug/L	1		6020B	Total Recoverable
Cobalt	0.44	I	0.50	0.22	ug/L	1		6020B	Total Recoverable
Iron	59	I	100	26	ug/L	1		6020B	Total Recoverable
Sodium	12	J3	0.50	0.20	mg/L	1		6020B	Total Recoverable
Total Dissolved Solids	310		20	20	mg/L	1		2540C-2011	Total/NA
Nitrate as N	2.0		0.10	0.084	mg/L	1		353.2	Total/NA

Client Sample ID: 2MW-25D — Lab Sample ID: 660-124598-10

Analyte	Result	Qualifier	PQL	MDL	Unit	Dil Fac	D	Method	Prep Type
Chloride	61		0.50	0.20	mg/L	1		300.0-1993 R2.1	Total/NA
Barium	20		5.0	0.89	ug/L	1		6020B	Total Recoverable
Cadmium	0.080	I	0.50	0.078	ug/L	1		6020B	Total Recoverable
Nickel	1.9	I	5.0	1.8	ug/L	1		6020B	Total Recoverable
Sodium	31		0.50	0.20	mg/L	1		6020B	Total Recoverable
Total Dissolved Solids	400		20	20	mg/L	1		2540C-2011	Total/NA
Nitrate as N	1.5		0.10	0.084	mg/L	1		353.2	Total/NA

Client Sample ID: 2MW-17S — Lab Sample ID: 660-124642-1

Analyte	Result	Qualifier	PQL	MDL	Unit	Dil Fac	D	Method	Prep Type
Chloride	20		0.50	0.20	mg/L	1		300.0-1993 R2.1	Total/NA
Barium	17		5.0	0.89	ug/L	1		6020B	Total Recoverable
Beryllium	0.42	I	0.50	0.20	ug/L	1		6020B	Total Recoverable
Cadmium	0.35	I	0.50	0.078	ug/L	1		6020B	Total Recoverable
Chromium	4.4	I	5.0	2.6	ug/L	1		6020B	Total Recoverable
Cobalt	1.1		0.50	0.22	ug/L	1		6020B	Total Recoverable
Copper	1.3	I	5.0	0.90	ug/L	1		6020B	Total Recoverable

This Detection Summary does not include radiochemical test results.

Detection Summary

Client: SCS Engineers
Project/Site: Pasco County LF

Job ID: 660-124598-1

Client Sample ID: 2MW-17S (Continued) — Lab Sample ID: 660-124642-1

Analyte	Result	Qualifier	PQL	MDL	Unit	Dil Fac	D	Method	Prep Type
Iron	640		100	26	ug/L	1		6020B	Total Recoverable
Lead	2.0	I	2.5	0.34	ug/L	1		6020B	Total Recoverable
Sodium	5.6		0.50	0.20	mg/L	1		6020B	Total Recoverable
Vanadium	8.1	I	10	1.8	ug/L	1		6020B	Total Recoverable
Mercury	0.32		0.20	0.080	ug/L	1		7470A	Total/NA
Total Dissolved Solids	260		20	20	mg/L	1		2540C-2011	Total/NA
Nitrate as N	3.2		0.10	0.084	mg/L	1		353.2	Total/NA

Client Sample ID: 2MW-19D — Lab Sample ID: 660-124642-2

Analyte	Result	Qualifier	PQL	MDL	Unit	Dil Fac	D	Method	Prep Type
Chloride	18		0.50	0.20	mg/L	1		300.0-1993 R2.1	Total/NA
Barium	10		5.0	0.89	ug/L	1		6020B	Total Recoverable
Sodium	6.8		0.50	0.20	mg/L	1		6020B	Total Recoverable
Vanadium	1.9	I	10	1.8	ug/L	1		6020B	Total Recoverable
Total Dissolved Solids	260		20	20	mg/L	1		2540C-2011	Total/NA
Nitrate as N	0.51		0.10	0.084	mg/L	1		353.2	Total/NA

Client Sample ID: 2MW-15DA — Lab Sample ID: 660-124642-3

Analyte	Result	Qualifier	PQL	MDL	Unit	Dil Fac	D	Method	Prep Type
Chloride	5.8		0.50	0.20	mg/L	1		300.0-1993 R2.1	Total/NA
Arsenic	1.2	I	3.0	0.86	ug/L	1		6020B	Total Recoverable
Barium	11		5.0	0.89	ug/L	1		6020B	Total Recoverable
Sodium	3.5		0.50	0.20	mg/L	1		6020B	Total Recoverable
Vanadium	1.8	I	10	1.8	ug/L	1		6020B	Total Recoverable
Total Dissolved Solids	170		20	20	mg/L	1		2540C-2011	Total/NA
Nitrate as N	0.53		0.10	0.084	mg/L	1		353.2	Total/NA

Client Sample ID: 4MW-23 — Lab Sample ID: 660-124642-4

Analyte	Result	Qualifier	PQL	MDL	Unit	Dil Fac	D	Method	Prep Type
Chloride	61		0.50	0.20	mg/L	1		300.0-1993 R2.1	Total/NA
Arsenic	2.6	I	3.0	0.86	ug/L	1		6020B	Total Recoverable
Barium	11		5.0	0.89	ug/L	1		6020B	Total Recoverable
Iron	510		100	26	ug/L	1		6020B	Total Recoverable
Nickel	1.9	I	5.0	1.8	ug/L	1		6020B	Total Recoverable
Sodium	29		0.50	0.20	mg/L	1		6020B	Total Recoverable
Total Dissolved Solids	280		20	20	mg/L	1		2540C-2011	Total/NA
Ammonia (as N)	0.11	I	0.25	0.10	mg/L	1		350.1-1993 R2.0	Total/NA

This Detection Summary does not include radiochemical test results.

Client Sample ID: 4MW-23 (Continued) — Lab Sample ID: 660-124642-4

Analyte	Result	Qualifier	PQL	MDL	Unit	Dil Fac	D	Method	Prep Type
Nitrate as N	0.36		0.10	0.084	mg/L	1		353.2	Total/NA

Client Sample ID: 4MW-22 — Lab Sample ID: 660-124642-5

Analyte	Result	Qualifier	PQL	MDL	Unit	Dil Fac	D	Method	Prep Type
Chloride	15		0.50	0.20	mg/L	1		300.0-1993 R2.1	Total/NA
Barium	11		5.0	0.89	ug/L	1		6020B	Total Recoverable
Cadmium	0.10	I	0.50	0.078	ug/L	1		6020B	Total Recoverable
Sodium	6.4		0.50	0.20	mg/L	1		6020B	Total Recoverable
Total Dissolved Solids	260		20	20	mg/L	1		2540C-2011	Total/NA
Nitrate as N	0.65		0.10	0.084	mg/L	1		353.2	Total/NA

Client Sample ID: 4MW-21 — Lab Sample ID: 660-124642-6

Analyte	Result	Qualifier	PQL	MDL	Unit	Dil Fac	D	Method	Prep Type
Chloride	8.3		0.50	0.20	mg/L	1		300.0-1993 R2.1	Total/NA
Barium	10		5.0	0.89	ug/L	1		6020B	Total Recoverable
Beryllium	0.28	I	0.50	0.20	ug/L	1		6020B	Total Recoverable
Cadmium	1.3		0.50	0.078	ug/L	1		6020B	Total Recoverable
Cobalt	1.3		0.50	0.22	ug/L	1		6020B	Total Recoverable
Sodium	5.6		0.50	0.20	mg/L	1		6020B	Total Recoverable
Vanadium	2.0	I	10	1.8	ug/L	1		6020B	Total Recoverable
Total Dissolved Solids	70		20	20	mg/L	1		2540C-2011	Total/NA
Nitrate as N	7.5		0.10	0.084	mg/L	1		353.2	Total/NA

Client Sample ID: 4MW-6 — Lab Sample ID: 660-124642-7

Analyte	Result	Qualifier	PQL	MDL	Unit	Dil Fac	D	Method	Prep Type
Chloride	3.8		0.50	0.20	mg/L	1		300.0-1993 R2.1	Total/NA
Barium	4.8	I	5.0	0.89	ug/L	1		6020B	Total Recoverable
Sodium	2.6		0.50	0.20	mg/L	1		6020B	Total Recoverable
Vanadium	3.6	I	10	1.8	ug/L	1		6020B	Total Recoverable
Total Dissolved Solids	92		20	20	mg/L	1		2540C-2011	Total/NA
Nitrate as N	0.83		0.10	0.084	mg/L	1		353.2	Total/NA

Client Sample ID: 4MW-4 — Lab Sample ID: 660-124642-8

Analyte	Result	Qualifier	PQL	MDL	Unit	Dil Fac	D	Method	Prep Type
Chloride	17		0.50	0.20	mg/L	1		300.0-1993 R2.1	Total/NA
Barium	8.5		5.0	0.89	ug/L	1		6020B	Total Recoverable
Cadmium	0.090	I	0.50	0.078	ug/L	1		6020B	Total Recoverable
Iron	41	I	100	26	ug/L	1		6020B	Total Recoverable

This Detection Summary does not include radiochemical test results.

Detection Summary

Client: SCS Engineers
Project/Site: Pasco County LF

Job ID: 660-124598-1

Client Sample ID: 4MW-4 (Continued) — Lab Sample ID: 660-124642-8

Analyte	Result	Qualifier	PQL	MDL	Unit	Dil Fac	D	Method	Prep Type
Sodium	5.7		0.50	0.20	mg/L	1		6020B	Total Recoverable
Vanadium	2.5	I	10	1.8	ug/L	1		6020B	Total Recoverable
Total Dissolved Solids	230		20	20	mg/L	1		2540C-2011	Total/NA
Nitrate as N	0.65		0.10	0.084	mg/L	1		353.2	Total/NA

Client Sample ID: 2MW-18D — Lab Sample ID: 660-124642-9

Analyte	Result	Qualifier	PQL	MDL	Unit	Dil Fac	D	Method	Prep Type
Chloride	29		0.50	0.20	mg/L	1		300.0-1993 R2.1	Total/NA
Arsenic	0.91	I	3.0	0.86	ug/L	1		6020B	Total Recoverable
Barium	11		5.0	0.89	ug/L	1		6020B	Total Recoverable
Iron	67	I	100	26	ug/L	1		6020B	Total Recoverable
Sodium	10		0.50	0.20	mg/L	1		6020B	Total Recoverable
Vanadium	2.2	I	10	1.8	ug/L	1		6020B	Total Recoverable
Total Dissolved Solids	270		20	20	mg/L	1		2540C-2011	Total/NA
Nitrate as N	0.94		0.10	0.084	mg/L	1		353.2	Total/NA

Client Sample ID: 4MW-12D — Lab Sample ID: 660-124642-10

Analyte	Result	Qualifier	PQL	MDL	Unit	Dil Fac	D	Method	Prep Type
Chloride	27		0.50	0.20	mg/L	1		300.0-1993 R2.1	Total/NA
Arsenic	0.94	I	3.0	0.86	ug/L	1		6020B	Total Recoverable
Barium	7.4		5.0	0.89	ug/L	1		6020B	Total Recoverable
Cadmium	0.085	I	0.50	0.078	ug/L	1		6020B	Total Recoverable
Sodium	7.1		0.50	0.20	mg/L	1		6020B	Total Recoverable
Total Dissolved Solids	210		20	20	mg/L	1		2540C-2011	Total/NA
Nitrate as N	1.1		0.10	0.084	mg/L	1		353.2	Total/NA

Client Sample ID: 4MW-14D — Lab Sample ID: 660-124642-11

Analyte	Result	Qualifier	PQL	MDL	Unit	Dil Fac	D	Method	Prep Type
Chloride	34		0.50	0.20	mg/L	1		300.0-1993 R2.1	Total/NA
Arsenic	0.86	I	3.0	0.86	ug/L	1		6020B	Total Recoverable
Barium	13		5.0	0.89	ug/L	1		6020B	Total Recoverable
Iron	200		100	26	ug/L	1		6020B	Total Recoverable
Sodium	11		0.50	0.20	mg/L	1		6020B	Total Recoverable
Total Dissolved Solids	240		20	20	mg/L	1		2540C-2011	Total/NA
Nitrate as N	0.88		0.10	0.084	mg/L	1		353.2	Total/NA

This Detection Summary does not include radiochemical test results.

Detection Summary

Client: SCS Engineers
Project/Site: Pasco County LF

Job ID: 660-124598-1

Client Sample ID: 4MW-5 — Lab Sample ID: 660-124675-1

Analyte	Result	Qualifier	PQL	MDL	Unit	Dil Fac	D	Method	Prep Type
Chloride	55		0.50	0.20	mg/L	1		300.0-1993 R2.1	Total/NA
Arsenic	1.1	I	3.0	0.86	ug/L	1		6020B	Total Recoverable
Barium	10		5.0	0.89	ug/L	1		6020B	Total Recoverable
Iron	120		100	26	ug/L	1		6020B	Total Recoverable
Sodium	24		0.50	0.20	mg/L	1		6020B	Total Recoverable
Vanadium	1.8	I	10	1.8	ug/L	1		6020B	Total Recoverable
Total Dissolved Solids	320		20	20	mg/L	1		2540C-2011	Total/NA

Client Sample ID: 4MW-3A — Lab Sample ID: 660-124675-2

Analyte	Result	Qualifier	PQL	MDL	Unit	Dil Fac	D	Method	Prep Type
Chloride	22		0.50	0.20	mg/L	1		300.0-1993 R2.1	Total/NA
Arsenic	0.92	I	3.0	0.86	ug/L	1		6020B	Total Recoverable
Barium	9.9		5.0	0.89	ug/L	1		6020B	Total Recoverable
Iron	130		100	26	ug/L	1		6020B	Total Recoverable
Sodium	10		0.50	0.20	mg/L	1		6020B	Total Recoverable
Total Dissolved Solids	240		20	20	mg/L	1		2540C-2011	Total/NA
Ammonia (as N)	0.10	I	0.25	0.10	mg/L	1		350.1-1993 R2.0	Total/NA

Client Sample ID: 4MW-9 — Lab Sample ID: 660-124675-3

Analyte	Result	Qualifier	PQL	MDL	Unit	Dil Fac	D	Method	Prep Type
Chloride	27		0.50	0.20	mg/L	1		300.0-1993 R2.1	Total/NA
Arsenic	0.95	I	3.0	0.86	ug/L	1		6020B	Total Recoverable
Barium	9.2		5.0	0.89	ug/L	1		6020B	Total Recoverable
Sodium	11		0.50	0.20	mg/L	1		6020B	Total Recoverable
Total Dissolved Solids	230		20	20	mg/L	1		2540C-2011	Total/NA
Nitrate as N	0.69		0.10	0.084	mg/L	1		353.2	Total/NA

Client Sample ID: 4MW-8 — Lab Sample ID: 660-124675-4

Analyte	Result	Qualifier	PQL	MDL	Unit	Dil Fac	D	Method	Prep Type
Chloride	11		0.50	0.20	mg/L	1		300.0-1993 R2.1	Total/NA
Barium	16		5.0	0.89	ug/L	1		6020B	Total Recoverable
Sodium	4.4		0.50	0.20	mg/L	1		6020B	Total Recoverable
Total Dissolved Solids	170		20	20	mg/L	1		2540C-2011	Total/NA
Nitrate as N	0.32		0.10	0.084	mg/L	1		353.2	Total/NA

Client Sample ID: 4MW-7 — Lab Sample ID: 660-124675-5

Analyte	Result	Qualifier	PQL	MDL	Unit	Dil Fac	D	Method	Prep Type
Chloride	13		0.50	0.20	mg/L	1		300.0-1993 R2.1	Total/NA

This Detection Summary does not include radiochemical test results.

Detection Summary

Client: SCS Engineers
Project/Site: Pasco County LF

Job ID: 660-124598-1

Client Sample ID: 4MW-7 (Continued) — Lab Sample ID: 660-124675-5

Analyte	Result	Qualifier	PQL	MDL	Unit	Dil Fac	D	Method	Prep Type
Barium	8.3		5.0	0.89	ug/L	1		6020B	Total Recoverable
Cadmium	0.10	I	0.50	0.078	ug/L	1		6020B	Total Recoverable
Iron	170		100	26	ug/L	1		6020B	Total Recoverable
Sodium	4.6		0.50	0.20	mg/L	1		6020B	Total Recoverable
Total Dissolved Solids	200		20	20	mg/L	1		2540C-2011	Total/NA
Nitrate as N	0.73		0.10	0.084	mg/L	1		353.2	Total/NA

Client Sample ID: 4MW-23 — Lab Sample ID: 660-125403-1

Analyte	Result	Qualifier	PQL	MDL	Unit	Dil Fac	D	Method	Prep Type
Iron	790		100	26	ug/L	1		6020B	Total Recoverable

Client Sample ID: 2MW-26D — Lab Sample ID: 660-125403-2

No Detections.

Client Sample ID: 2MW-17S — Lab Sample ID: 660-125403-3

Analyte	Result	Qualifier	PQL	MDL	Unit	Dil Fac	D	Method	Prep Type
Iron	200		100	26	ug/L	1		6020B	Total Recoverable

Client Sample ID: 2MW-27D — Lab Sample ID: 660-125404-1

No Detections.

Client Sample ID: 4MW-3A — Lab Sample ID: 660-125404-2

No Detections.

Client Sample ID: 4MW-5 — Lab Sample ID: 660-125404-3

Analyte	Result	Qualifier	PQL	MDL	Unit	Dil Fac	D	Method	Prep Type
Nitrate as N	0.73		0.10	0.084	mg/L	1		353.2	Total/NA

This Detection Summary does not include radiochemical test results.

Job ID: 660-124598-1

Laboratory: Eurofins Tampa

Narrative

Revision
The report being provided is a revision of the original report sent on 11/14/2022. The report (revision 1) is being revised due sample reported with holding time violations. Re-sample data included in revision.

Receipt
The samples were received on 10/25/2022 4:34 PM, 10/26/2022 4:40 PM, 10/28/2022 3:45 PM and 12/6/2022 3:30 PM. Unless otherwise noted below, the samples arrived in good condition, and where required, properly preserved and on ice. The temperatures of the 7 coolers at receipt time were 2.6º C, 3.2º C, 3.2º C, 3.6º C, 3.8º C, 4.2º C and 4.2º C.

GC/MS VOA
Method 8260D: The following sample was analyzed outside of analytical holding time due to laboratory error: 2MW-27D (660-124598-1). The sample was re-collected and re-submitted.

Method 8260D: The following sample(s) was collected in a properly preserved vial; however, the pH was outside the required criteria when verified by the laboratory: 2MW27D (660-125404-1). The sample was analyzed within the 7-day holding time specified for unpreserved samples.

Method 8260D: The continuing calibration verification (CCV) associated with batch 680-747875 recovered above the upper control limit for Chlorobromomethane, Chloroethane, Chloromethane, Methylene Chloride and Vinyl chloride. The affected analytes were not detected in samples associated with this CCV; therefore, the data have been reported.

Method 8260D: The continuing calibration verification (CCV) associated with batch 680-747875 recovered outside acceptance criteria, low biased, for Vinyl acetate. A reporting limit (RL) standard was analyzed, and the target analyte was detected. Since the affected analyte was not detected in samples associated with this CCV, the data have been reported.

Method 8260D: The laboratory control sample duplicate (LCSD) for analytical batch 680-747875 recovered outside control limits for Vinyl chloride. This analyte was biased high in the LCSD and was not detected in the associated samples; therefore, the data have been reported.

Method 8260D: The RPD of the laboratory control sample (LCS) and laboratory control sample duplicate (LCSD) for analytical batch 680-747875 recovered outside control limits for Chloroethane.

Method 8260D: The continuing calibration verification (CCV) analyzed in batch 680-747886 was outside the method criteria for Carbon tetrachloride and Chloroethane. A CCV standard at or below the reporting limit (RL) was analyzed with the affected samples and found to be acceptable. As indicated in the reference method, sample analysis may proceed; however, any detection for the affected analytes is considered estimated.

Method 8260D: The laboratory control sample (LCS) and / or laboratory control sample duplicate (LCSD) for analytical batch 680-747886 recovered outside control limits for Chloroethane. This analyte was biased high in the LCS/LCSD and was not detected in the associated samples; therefore, the data have been reported.

Method 8260D: The laboratory control sample (LCS) and / or laboratory control sample duplicate (LCSD) for analytical batch 680-748065 recovered outside control limits for Carbon disulfide, Carbon tetrachloride, 2-Hexanone, Acetone, Chlorodibromomethane, 1,1-Dichloroethene, Acrylonitrile, 4-Methyl-2-pentanone (MIBK), 1,1,1-Trichloroethane and Trichlorofluoromethane. These analytes were biased high in the LCSD and were not detected in the associated samples; therefore, the data have been reported.

Method 8260D: The continuing calibration verification (CCV) associated with batch 680-748060 recovered above the upper control limit for 1,1-Dichloroethene, Carbon disulfide, Chloroethane, Chloromethane and Methylene Chloride. The affected analytes were not detected in samples associated with this CCV; therefore, the data have been reported.

Method 8260D: The continuing calibration verification (CCV) associated with batch 680-748060 recovered outside acceptance criteria, low biased, for Vinyl acetate. A reporting limit (RL) standard was analyzed, and the target analyte was detected. Since the affected analyte was not detected in samples associated with this CCV, the data have been reported.

Job ID: 660-124598-1 (Continued)

Laboratory: Eurofins Tampa (Continued)

Method 8260D: The laboratory control sample (LCS) and / or laboratory control sample duplicate (LCSD) for analytical batch 680-748060 recovered outside control limits for Carbon disulfide. This analyte was biased high in the LCS and was not detected in the associated samples; therefore, the data have been reported.

Method 8260D: The continuing calibration verification (CCV) associated with batch 680-748268 recovered above the upper control limit for 1,1,1,2-Tetrachloroethane, 2-Hexanone, Acetone, 2-Butanone (MEK), Bromomethane, trans-1,4-Dichloro-2-butene and Trichlorofluoromethane. The affected analytes were not detected in samples associated with this CCV; therefore, the data have been reported.

Method 8260D: The continuing calibration verification (CCV) associated with batch 680-748268 recovered outside acceptance criteria, low biased, for Chloromethane. A reporting limit (RL) standard was analyzed, and the target analyte was detected. Since the affected analyte was not detected in samples associated with this CCV, the data have been reported.

Method 8260D: The laboratory control sample (LCS) and / or laboratory control sample duplicate (LCSD) for analytical batch 680-748268 recovered outside control limits for 2-Butanone (MEK), 2-Hexanone, Acetone and Trichlorofluoromethane. These analytes were biased high in the LCS and were not detected in the associated samples; therefore, the data have been reported.

Method 8260D: The method blank for analytical batch 680-748268 contained Carbon tetrachloride, Chloroform, Ethylbenzene, Toluene and Xylenes, Total above the method detection limit (MDL). None of the samples associated with this method blank contained the target compound; therefore, re-extraction and/or re-analysis of samples were not performed.

Method 8260D: The continuing calibration verification (CCV) associated with batch 680-748279 recovered above the upper control limit for Bromomethane, Chloromethane and Trichlorofluoromethane. The affected analytes were not detected in samples associated with this CCV; therefore, the data have been reported.

Method 8260D: The continuing calibration verification (CCV) associated with batch 680-748279 recovered outside acceptance criteria, low biased, for Bromoform, 2-Butanone (MEK) and trans-1,4-Dichloro-2-butene. A reporting limit (RL) standard was analyzed, and the target analytes were detected. Since the affected analytes were not detected in samples associated with this CCV, the data have been reported.

Method 8260D: The laboratory control sample (LCS) for analytical batch 680-748279 recovered outside control limits for Trichlorofluoromethane. This analyte was biased high in the LCS and was not detected in the associated samples; therefore, the data have been reported.

Method 8260D: The laboratory control sample duplicate (LCSD) for analytical batch 680-748279 recovered outside control limits for Chloromethane, Trichlorofluoromethane and Vinyl chloride. These analytes were biased high in the LCSD and were not detected in the associated samples; therefore, the data have been reported.

Method 8260D: The laboratory control sample (LCS) and /or laboratory control sample duplicate (LCSD) for analytical batch 680-754364 recovered outside control limits for 2-Hexanone and 4-Methyl-2-pentanone (MIBK). These analytes have been identified as poor performers when analyzed using this method; therefore, re-analysis was not performed. These results have been reported and qualified.

Method 8260D: The laboratory control sample (LCS) and / or laboratory control sample duplicate (LCSD) for analytical batch 680-754364 recovered outside control limits for Chloroethane. This analyte was biased high in the LCS and was not detected in the associated samples; therefore, the data have been reported.

Method 8260D: The continuing calibration verification (CCV) analyzed in batch 680-754364 was outside the method criteria for Iodomethane, 2-Hexanone, Chloroethane, Chloromethane, 4-Methyl-2-pentanone (MIBK) and Trichlorofluoromethane. A CCV standard at or below the reporting limit (RL) was analyzed with the affected samples and found to be acceptable. As indicated in the reference method, sample analysis may proceed; however, any detection for the affected analytes is considered estimated.

Method 8260D: Insufficient sample volume was available to perform a matrix spike/matrix spike duplicate (MS/MSD) associated with analytical batches 680-747875, -747886, -748060, and -748279.

No additional analytical or quality issues were noted, other than those described above or in the Definitions/Glossary page.

Job ID: 660-124598-1 (Continued)

Laboratory: Eurofins Tampa (Continued)

HPLC/IC
No analytical or quality issues were noted, other than those described in the Definitions/Glossary page.

GC Semi VOA
Method 8011: Excess sediment found in containers for the following samples: 2MW17S (660-124642-1), 4MW3A (660-124675-2), 4MW9 (660-124675-3), and 4MW11D (660-124598-4). Volumne was transferred to another container for prep and analysis.

Method 8011: The following samples were shaken before adding hexane, and then prepped for analysis: 4MW5 (660-124675-1), 4MW3A (660-124675-2), 4MW9 (660-124675-3), 4MW8 (660-124675-4), 4MW7 (660-124675-5) and (660-124675-J-3 MS).

No additional analytical or quality issues were noted, other than those described above or in the Definitions/Glossary page.

Metals
Method 6020B: The instrument blank for analytical batch 680-748115 contained Iron greater than one-half the reporting limit (RL), and were not re-analyzed. The data have been qualified and reported.

No additional analytical or quality issues were noted, other than those described above or in the Definitions/Glossary page.

General Chemistry
Method 353.2: The following samples were received with less than one shift (8 hours) remaining on a test with a holding time of 48 hours or less: 4MW5 (660-124675-1) and 4MW3A (660-124675-2). As such, the laboratory had insufficient time remaining to perform the analysis within holding time. The samples were re-collected and re-submitted.

Method 353.2: The matrix spike / matrix spike duplicate (MS/MSD) recoveries for analytical batch 660-258324 were outside control limits. Sample matrix interference is suspected because the associated laboratory control sample (LCS) recovery was within acceptance limits.

Method 353.2: The matrix spike / matrix spike duplicate (MS/MSD) recoveries for analytical batch 660-258306 were outside control limits. Sample matrix interference is suspected because the associated laboratory control sample (LCS) recovery was within acceptance limits.

Method 353.2: The matrix spike / matrix spike duplicate (MS/MSD) recoveries for analytical batch 660-258309 were outside control limits. Sample matrix interference is suspected because the associated laboratory control sample (LCS) recovery was within acceptance limits.

Method 350.1: The matrix spike / matrix spike duplicate (MS/MSD) recoveries for analytical batch 680-748023 were outside control limits. Sample matrix interference and/or non-homogeneity are suspected because the associated laboratory control sample (LCS) recovery was within acceptance limits.

No additional analytical or quality issues were noted, other than those described above or in the Definitions/Glossary page.

Qualifiers

GC/MS VOA

Qualifier	Qualifier Description
I	The reported value is between the laboratory method detection limit and the laboratory practical quantitation limit.
J1	Estimated value; value may not be accurate. Surrogate recovery outside of criteria.
J3	Estimated value; value may not be accurate. Spike recovery or RPD outside of criteria.
L	Off-scale high. Actual value is known to be greater than the value given.
U	Indicates that the compound was analyzed for but not detected.

GC Semi VOA

Qualifier	Qualifier Description
U	Indicates that the compound was analyzed for but not detected.

HPLC/IC

Qualifier	Qualifier Description
U	Indicates that the compound was analyzed for but not detected.

Metals

Qualifier	Qualifier Description
I	The reported value is between the laboratory method detection limit and the laboratory practical quantitation limit.
J3	Estimated value; value may not be accurate. Spike recovery or RPD outside of criteria.
U	Indicates that the compound was analyzed for but not detected.

General Chemistry

Qualifier	Qualifier Description
I	The reported value is between the laboratory method detection limit and the laboratory practical quantitation limit.
J3	Estimated value; value may not be accurate. Spike recovery or RPD outside of criteria.
U	Indicates that the compound was analyzed for but not detected.

Glossary

Abbreviation	These commonly used abbreviations may or may not be present in this report.
¤	Listed under the "D" column to designate that the result is reported on a dry weight basis
%R	Percent Recovery
CFL	Contains Free Liquid
CFU	Colony Forming Unit
CNF	Contains No Free Liquid
DER	Duplicate Error Ratio (normalized absolute difference)
Dil Fac	Dilution Factor
DL	Detection Limit (DoD/DOE)
DL, RA, RE, IN	Indicates a Dilution, Re-analysis, Re-extraction, or additional Initial metals/anion analysis of the sample
DLC	Decision Level Concentration (Radiochemistry)
EDL	Estimated Detection Limit (Dioxin)
LOD	Limit of Detection (DoD/DOE)
LOQ	Limit of Quantitation (DoD/DOE)
MCL	EPA recommended "Maximum Contaminant Level"
MDA	Minimum Detectable Activity (Radiochemistry)
MDC	Minimum Detectable Concentration (Radiochemistry)
MDL	Method Detection Limit
ML	Minimum Level (Dioxin)
MPN	Most Probable Number
MQL	Method Quantitation Limit
NC	Not Calculated
ND	Not Detected at the reporting limit (or MDL or EDL if shown)
NEG	Negative / Absent
POS	Positive / Present
PQL	Practical Quantitation Limit
PRES	Presumptive
QC	Quality Control

Glossary (Continued)

Abbreviation	These commonly used abbreviations may or may not be present in this report.
RER	Relative Error Ratio (Radiochemistry)
RL	Reporting Limit or Requested Limit (Radiochemistry)
RPD	Relative Percent Difference, a measure of the relative difference between two points
TEF	Toxicity Equivalent Factor (Dioxin)
TEQ	Toxicity Equivalent Quotient (Dioxin)
TNTC	Too Numerous To Count

Client Sample Results

Client: SCS Engineers
Project/Site: Pasco County LF

Job ID: 660-124598-1

Client Sample ID: 2MW-27D

Date Collected: 10/25/22 10:00
Date Received: 10/25/22 16:34

Lab Sample ID: 660-124598-1

Matrix: Water

Method: SW846 8011 - EDB, DBCP, and 1,2,3-TCP (GC)

Analyte	Result	Qualifier	PQL	MDL	Unit	D	Prepared	Analyzed	Dil Fac
Ethylene Dibromide	0.0051	U	0.018	0.0051	ug/L		11/01/22 13:43	11/01/22 16:38	1
1,2-Dibromo-3-Chloropropane	0.0030	U	0.018	0.0030	ug/L		11/01/22 13:43	11/01/22 16:38	1
1,2,3-Trichloropropane	0.024	U	0.18	0.024	ug/L		11/01/22 13:43	11/01/22 16:38	1

Surrogate	*%Recovery*	*Qualifier*	*Limits*	*Prepared*	*Analyzed*	*Dil Fac*
Pentachloroethane	*105*		*60 - 144*	*11/01/22 13:43*	*11/01/22 16:38*	*1*

Method: MCAWW 300.0-1993 R2.1 - Anions, Ion Chromatography

Analyte	Result	Qualifier	PQL	MDL	Unit	D	Prepared	Analyzed	Dil Fac
Chloride	**75**		0.50	0.20	mg/L			11/10/22 11:31	1

Method: SW846 6020B - Metals (ICP/MS) - Total Recoverable

Analyte	Result	Qualifier	PQL	MDL	Unit	D	Prepared	Analyzed	Dil Fac
Antimony	0.52	U	5.0	0.52	ug/L		10/28/22 09:43	10/31/22 18:53	1
Arsenic	0.86	U	3.0	0.86	ug/L		10/28/22 09:43	10/31/22 18:53	1
Barium	**24**		5.0	0.89	ug/L		10/28/22 09:43	10/31/22 18:53	1
Beryllium	0.20	U	0.50	0.20	ug/L		10/28/22 09:43	10/31/22 18:53	1
Cadmium	0.078	U	0.50	0.078	ug/L		10/28/22 09:43	10/31/22 18:53	1
Chromium	2.6	U	5.0	2.6	ug/L		10/28/22 09:43	10/31/22 18:53	1
Cobalt	0.22	U	0.50	0.22	ug/L		10/28/22 09:43	10/31/22 18:53	1
Copper	0.90	U	5.0	0.90	ug/L		10/28/22 09:43	10/31/22 18:53	1
Iron	26	U	100	26	ug/L		10/28/22 09:43	10/31/22 18:53	1
Lead	0.34	U	2.5	0.34	ug/L		10/28/22 09:43	10/31/22 18:53	1
Nickel	**2.5**	**I**	5.0	1.8	ug/L		10/28/22 09:43	10/31/22 18:53	1
Selenium	1.2	U	2.5	1.2	ug/L		10/28/22 09:43	10/31/22 18:53	1
Silver	0.39	U	1.0	0.39	ug/L		10/28/22 09:43	10/31/22 18:53	1
Sodium	**43**		0.50	0.20	mg/L		10/28/22 09:43	10/31/22 18:53	1
Thallium	0.26	U	1.0	0.26	ug/L		10/28/22 09:43	10/31/22 18:53	1
Vanadium	1.8	U	10	1.8	ug/L		10/28/22 09:43	10/31/22 18:53	1
Zinc	10	U	20	10	ug/L		10/28/22 09:43	10/31/22 18:53	1

Method: SW846 7470A - Mercury (CVAA)

Analyte	Result	Qualifier	PQL	MDL	Unit	D	Prepared	Analyzed	Dil Fac
Mercury	0.080	U	0.20	0.080	ug/L		10/28/22 16:46	10/31/22 14:27	1

General Chemistry

Analyte	Result	Qualifier	PQL	MDL	Unit	D	Prepared	Analyzed	Dil Fac
Total Dissolved Solids (SM 2540C-2011)	**400**		20	20	mg/L			10/26/22 09:15	1
Ammonia (as N) (MCAWW 350.1-1993 R2.0)	0.10	U	0.25	0.10	mg/L			10/31/22 15:29	1
Nitrate as N (EPA 353.2)	**1.5**		0.10	0.084	mg/L			11/04/22 11:41	1

Client Sample Results

Client: SCS Engineers
Project/Site: Pasco County LF

Job ID: 660-124598-1

Client Sample ID: 4MW-2

Date Collected: 10/25/22 12:25
Date Received: 10/25/22 16:34

Lab Sample ID: 660-124598-2

Matrix: Water

Method: SW846 8260D - Volatile Organic Compounds by GC/MS

Analyte	Result	Qualifier	PQL	MDL	Unit	D	Prepared	Analyzed	Dil Fac
Acetone	3.7	U	10	3.7	ug/L			10/31/22 17:16	1
Acrylonitrile	5.5	U	20	5.5	ug/L			10/31/22 17:16	1
Benzene	0.27	U	1.0	0.27	ug/L			10/31/22 17:16	1
Bromoform	0.59	U	1.0	0.59	ug/L			10/31/22 17:16	1
Bromomethane	3.7	U	5.0	3.7	ug/L			10/31/22 17:16	1
2-Butanone (MEK)	6.4	U	10	6.4	ug/L			10/31/22 17:16	1
Carbon disulfide	0.43	U	2.0	0.43	ug/L			10/31/22 17:16	1
Carbon tetrachloride	0.30	U	1.0	0.30	ug/L			10/31/22 17:16	1
Chlorobenzene	0.15	U	1.0	0.15	ug/L			10/31/22 17:16	1
Chlorobromomethane	0.34	U	1.0	0.34	ug/L			10/31/22 17:16	1
Chlorodibromomethane	0.39	U	1.0	0.39	ug/L			10/31/22 17:16	1
Chloroethane	4.6	U J3	5.0	4.6	ug/L			10/31/22 17:16	1
Chloroform	0.27	U	1.0	0.27	ug/L			10/31/22 17:16	1
Chloromethane	0.54	U	1.0	0.54	ug/L			10/31/22 17:16	1
cis-1,2-Dichloroethene	0.25	U	1.0	0.25	ug/L			10/31/22 17:16	1
cis-1,3-Dichloropropene	0.26	U	1.0	0.26	ug/L			10/31/22 17:16	1
Dibromomethane	0.34	U	1.0	0.34	ug/L			10/31/22 17:16	1
1,2-Dichlorobenzene	0.31	U	1.0	0.31	ug/L			10/31/22 17:16	1
1,4-Dichlorobenzene	0.31	U	1.0	0.31	ug/L			10/31/22 17:16	1
Dichlorobromomethane	0.25	U	1.0	0.25	ug/L			10/31/22 17:16	1
1,1-Dichloroethane	0.33	U	1.0	0.33	ug/L			10/31/22 17:16	1
1,2-Dichloroethane	0.25	U	1.0	0.25	ug/L			10/31/22 17:16	1
1,1-Dichloroethene	0.33	U	1.0	0.33	ug/L			10/31/22 17:16	1
1,2-Dichloropropane	0.22	U	1.0	0.22	ug/L			10/31/22 17:16	1
Ethylbenzene	0.20	U	1.0	0.20	ug/L			10/31/22 17:16	1
2-Hexanone	3.2	U	10	3.2	ug/L			10/31/22 17:16	1
Iodomethane	3.9	U	10	3.9	ug/L			10/31/22 17:16	1
Methylene Chloride	3.2	U	5.0	3.2	ug/L			10/31/22 17:16	1
4-Methyl-2-pentanone (MIBK)	2.7	U	10	2.7	ug/L			10/31/22 17:16	1
Styrene	0.27	U	1.0	0.27	ug/L			10/31/22 17:16	1
1,1,1,2-Tetrachloroethane	0.36	U	1.0	0.36	ug/L			10/31/22 17:16	1
1,1,2,2-Tetrachloroethane	0.40	U	1.0	0.40	ug/L			10/31/22 17:16	1
Tetrachloroethene	0.35	U	0.50	0.35	ug/L			10/31/22 17:16	1
Toluene	0.25	U	1.0	0.25	ug/L			10/31/22 17:16	1
trans-1,4-Dichloro-2-butene	1.3	U	2.0	1.3	ug/L			10/31/22 17:16	1
trans-1,2-Dichloroethene	0.34	U	1.0	0.34	ug/L			10/31/22 17:16	1
trans-1,3-Dichloropropene	0.23	U	1.0	0.23	ug/L			10/31/22 17:16	1
1,1,1-Trichloroethane	0.21	U	1.0	0.21	ug/L			10/31/22 17:16	1
1,1,2-Trichloroethane	0.32	U	1.0	0.32	ug/L			10/31/22 17:16	1
Trichloroethene	0.20	U	1.0	0.20	ug/L			10/31/22 17:16	1
Trichlorofluoromethane	0.33	U	1.0	0.33	ug/L			10/31/22 17:16	1
1,2,3-Trichloropropane	0.48	U	1.0	0.48	ug/L			10/31/22 17:16	1
Vinyl acetate	0.69	U	2.0	0.69	ug/L			10/31/22 17:16	1
Vinyl chloride	0.40	U J3	1.0	0.40	ug/L			10/31/22 17:16	1
Xylenes, Total	0.23	U	1.0	0.23	ug/L			10/31/22 17:16	1

Surrogate	*%Recovery*	*Qualifier*	*Limits*	*Prepared*	*Analyzed*	*Dil Fac*
4-Bromofluorobenzene (Surr)	*97*		*70 - 130*		*10/31/22 17:16*	*1*
Dibromofluoromethane (Surr)	*104*		*70 - 130*		*10/31/22 17:16*	*1*
1,2-Dichloroethane-d4 (Surr)	*77*		*60 - 124*		*10/31/22 17:16*	*1*

Client Sample Results

Client: SCS Engineers
Project/Site: Pasco County LF

Job ID: 660-124598-1

Client Sample ID: 4MW-2

Date Collected: 10/25/22 12:25
Date Received: 10/25/22 16:34

Lab Sample ID: 660-124598-2

Matrix: Water

Method: SW846 8260D - Volatile Organic Compounds by GC/MS (Continued)

Surrogate	*%Recovery*	*Qualifier*	*Limits*	*Prepared*	*Analyzed*	*Dil Fac*
Toluene-d8 (Surr)	*108*		*70 - 130*		*10/31/22 17:16*	*1*

Method: SW846 8011 - EDB, DBCP, and 1,2,3-TCP (GC)

Analyte	Result	Qualifier	PQL	MDL	Unit	D	Prepared	Analyzed	Dil Fac
Ethylene Dibromide	0.0051	U	0.018	0.0051	ug/L		11/01/22 13:43	11/01/22 16:48	1
1,2-Dibromo-3-Chloropropane	0.0031	U	0.018	0.0031	ug/L		11/01/22 13:43	11/01/22 16:48	1
1,2,3-Trichloropropane	0.025	U	0.18	0.025	ug/L		11/01/22 13:43	11/01/22 16:48	1

Surrogate	*%Recovery*	*Qualifier*	*Limits*	*Prepared*	*Analyzed*	*Dil Fac*
Pentachloroethane	*106*		*60 - 144*	*11/01/22 13:43*	*11/01/22 16:48*	*1*

Method: MCAWW 300.0-1993 R2.1 - Anions, Ion Chromatography

Analyte	Result	Qualifier	PQL	MDL	Unit	D	Prepared	Analyzed	Dil Fac
Chloride	**4.7**		0.50	0.20	mg/L			11/10/22 12:24	1

Method: SW846 6020B - Metals (ICP/MS) - Total Recoverable

Analyte	Result	Qualifier	PQL	MDL	Unit	D	Prepared	Analyzed	Dil Fac
Antimony	0.52	U	5.0	0.52	ug/L		10/28/22 09:43	10/31/22 18:50	1
Arsenic	**1.2**	**I**	3.0	0.86	ug/L		10/28/22 09:43	10/31/22 18:50	1
Barium	**6.3**		5.0	0.89	ug/L		10/28/22 09:43	10/31/22 18:50	1
Beryllium	0.20	U	0.50	0.20	ug/L		10/28/22 09:43	10/31/22 18:50	1
Cadmium	0.078	U	0.50	0.078	ug/L		10/28/22 09:43	10/31/22 18:50	1
Chromium	2.6	U	5.0	2.6	ug/L		10/28/22 09:43	10/31/22 18:50	1
Cobalt	0.22	U	0.50	0.22	ug/L		10/28/22 09:43	10/31/22 18:50	1
Copper	0.90	U	5.0	0.90	ug/L		10/28/22 09:43	10/31/22 18:50	1
Iron	26	U	100	26	ug/L		10/28/22 09:43	10/31/22 18:50	1
Lead	0.34	U	2.5	0.34	ug/L		10/28/22 09:43	10/31/22 18:50	1
Nickel	1.8	U	5.0	1.8	ug/L		10/28/22 09:43	10/31/22 18:50	1
Selenium	1.2	U	2.5	1.2	ug/L		10/28/22 09:43	10/31/22 18:50	1
Silver	0.39	U	1.0	0.39	ug/L		10/28/22 09:43	10/31/22 18:50	1
Sodium	**2.9**		0.50	0.20	mg/L		10/28/22 09:43	10/31/22 18:50	1
Thallium	0.26	U	1.0	0.26	ug/L		10/28/22 09:43	10/31/22 18:50	1
Vanadium	**5.2**	**I**	10	1.8	ug/L		10/28/22 09:43	10/31/22 18:50	1
Zinc	10	U	20	10	ug/L		10/28/22 09:43	10/31/22 18:50	1

Method: SW846 7470A - Mercury (CVAA)

Analyte	Result	Qualifier	PQL	MDL	Unit	D	Prepared	Analyzed	Dil Fac
Mercury	0.080	U	0.20	0.080	ug/L		10/28/22 16:46	10/31/22 14:30	1

General Chemistry

Analyte	Result	Qualifier	PQL	MDL	Unit	D	Prepared	Analyzed	Dil Fac
Total Dissolved Solids (SM 2540C-2011)	**170**		20	20	mg/L			10/26/22 09:15	1
Ammonia (as N) (MCAWW 350.1-1993 R2.0)	0.10	U	0.25	0.10	mg/L			10/31/22 15:33	1
Nitrate as N (EPA 353.2)	**0.73**		0.10	0.084	mg/L			11/04/22 11:41	1

Client Sample Results

Client: SCS Engineers
Project/Site: Pasco County LF

Job ID: 660-124598-1

Client Sample ID: 2MW-2

Date Collected: 10/25/22 12:47
Date Received: 10/25/22 16:34

Lab Sample ID: 660-124598-3

Matrix: Water

Method: SW846 8260D - Volatile Organic Compounds by GC/MS

Analyte	Result	Qualifier	PQL	MDL	Unit	D	Prepared	Analyzed	Dil Fac
Acetone	3.7	U	10	3.7	ug/L			10/31/22 17:36	1
Acrylonitrile	5.5	U	20	5.5	ug/L			10/31/22 17:36	1
Benzene	0.27	U	1.0	0.27	ug/L			10/31/22 17:36	1
Bromoform	0.59	U	1.0	0.59	ug/L			10/31/22 17:36	1
Bromomethane	3.7	U	5.0	3.7	ug/L			10/31/22 17:36	1
2-Butanone (MEK)	6.4	U	10	6.4	ug/L			10/31/22 17:36	1
Carbon disulfide	0.43	U	2.0	0.43	ug/L			10/31/22 17:36	1
Carbon tetrachloride	0.30	U	1.0	0.30	ug/L			10/31/22 17:36	1
Chlorobenzene	0.15	U	1.0	0.15	ug/L			10/31/22 17:36	1
Chlorobromomethane	0.34	U	1.0	0.34	ug/L			10/31/22 17:36	1
Chlorodibromomethane	0.39	U	1.0	0.39	ug/L			10/31/22 17:36	1
Chloroethane	4.6	U J3	5.0	4.6	ug/L			10/31/22 17:36	1
Chloroform	0.27	U	1.0	0.27	ug/L			10/31/22 17:36	1
Chloromethane	0.54	U	1.0	0.54	ug/L			10/31/22 17:36	1
cis-1,2-Dichloroethene	0.25	U	1.0	0.25	ug/L			10/31/22 17:36	1
cis-1,3-Dichloropropene	0.26	U	1.0	0.26	ug/L			10/31/22 17:36	1
Dibromomethane	0.34	U	1.0	0.34	ug/L			10/31/22 17:36	1
1,2-Dichlorobenzene	0.31	U	1.0	0.31	ug/L			10/31/22 17:36	1
1,4-Dichlorobenzene	0.31	U	1.0	0.31	ug/L			10/31/22 17:36	1
Dichlorobromomethane	0.25	U	1.0	0.25	ug/L			10/31/22 17:36	1
1,1-Dichloroethane	0.33	U	1.0	0.33	ug/L			10/31/22 17:36	1
1,2-Dichloroethane	0.25	U	1.0	0.25	ug/L			10/31/22 17:36	1
1,1-Dichloroethene	0.33	U	1.0	0.33	ug/L			10/31/22 17:36	1
1,2-Dichloropropane	0.22	U	1.0	0.22	ug/L			10/31/22 17:36	1
Ethylbenzene	0.20	U	1.0	0.20	ug/L			10/31/22 17:36	1
2-Hexanone	3.2	U	10	3.2	ug/L			10/31/22 17:36	1
Iodomethane	3.9	U	10	3.9	ug/L			10/31/22 17:36	1
Methylene Chloride	3.2	U	5.0	3.2	ug/L			10/31/22 17:36	1
4-Methyl-2-pentanone (MIBK)	2.7	U	10	2.7	ug/L			10/31/22 17:36	1
Styrene	0.27	U	1.0	0.27	ug/L			10/31/22 17:36	1
1,1,1,2-Tetrachloroethane	0.36	U	1.0	0.36	ug/L			10/31/22 17:36	1
1,1,2,2-Tetrachloroethane	0.40	U	1.0	0.40	ug/L			10/31/22 17:36	1
Tetrachloroethene	0.35	U	0.50	0.35	ug/L			10/31/22 17:36	1
Toluene	0.25	U	1.0	0.25	ug/L			10/31/22 17:36	1
trans-1,4-Dichloro-2-butene	1.3	U	2.0	1.3	ug/L			10/31/22 17:36	1
trans-1,2-Dichloroethene	0.34	U	1.0	0.34	ug/L			10/31/22 17:36	1
trans-1,3-Dichloropropene	0.23	U	1.0	0.23	ug/L			10/31/22 17:36	1
1,1,1-Trichloroethane	0.21	U	1.0	0.21	ug/L			10/31/22 17:36	1
1,1,2-Trichloroethane	0.32	U	1.0	0.32	ug/L			10/31/22 17:36	1
Trichloroethene	0.20	U	1.0	0.20	ug/L			10/31/22 17:36	1
Trichlorofluoromethane	0.33	U	1.0	0.33	ug/L			10/31/22 17:36	1
1,2,3-Trichloropropane	0.48	U	1.0	0.48	ug/L			10/31/22 17:36	1
Vinyl acetate	0.69	U	2.0	0.69	ug/L			10/31/22 17:36	1
Vinyl chloride	0.40	U J3	1.0	0.40	ug/L			10/31/22 17:36	1
Xylenes, Total	0.23	U	1.0	0.23	ug/L			10/31/22 17:36	1

Surrogate	*%Recovery*	*Qualifier*	*Limits*	*Prepared*	*Analyzed*	*Dil Fac*
4-Bromofluorobenzene (Surr)	*97*		*70 - 130*		*10/31/22 17:36*	*1*
Dibromofluoromethane (Surr)	*106*		*70 - 130*		*10/31/22 17:36*	*1*
1,2-Dichloroethane-d4 (Surr)	*78*		*60 - 124*		*10/31/22 17:36*	*1*

Client Sample Results

Client: SCS Engineers
Project/Site: Pasco County LF

Job ID: 660-124598-1

Client Sample ID: 2MW-2

Date Collected: 10/25/22 12:47
Date Received: 10/25/22 16:34

Lab Sample ID: 660-124598-3

Matrix: Water

Method: SW846 8260D - Volatile Organic Compounds by GC/MS (Continued)

Surrogate	*%Recovery*	*Qualifier*	*Limits*	*Prepared*	*Analyzed*	*Dil Fac*
Toluene-d8 (Surr)	*111*		*70 - 130*		*10/31/22 17:36*	*1*

Method: SW846 8011 - EDB, DBCP, and 1,2,3-TCP (GC)

Analyte	Result	Qualifier	PQL	MDL	Unit	D	Prepared	Analyzed	Dil Fac
Ethylene Dibromide	0.0051	U	0.018	0.0051	ug/L		11/01/22 13:43	11/01/22 16:58	1
1,2-Dibromo-3-Chloropropane	0.0031	U	0.018	0.0031	ug/L		11/01/22 13:43	11/01/22 16:58	1
1,2,3-Trichloropropane	0.024	U	0.18	0.024	ug/L		11/01/22 13:43	11/01/22 16:58	1

Surrogate	*%Recovery*	*Qualifier*	*Limits*	*Prepared*	*Analyzed*	*Dil Fac*
Pentachloroethane	*96*		*60 - 144*	*11/01/22 13:43*	*11/01/22 16:58*	*1*

Method: MCAWW 300.0-1993 R2.1 - Anions, Ion Chromatography

Analyte	Result	Qualifier	PQL	MDL	Unit	D	Prepared	Analyzed	Dil Fac
Chloride	**3.5**		0.50	0.20	mg/L			11/10/22 12:38	1

Method: SW846 6020B - Metals (ICP/MS) - Total Recoverable

Analyte	Result	Qualifier	PQL	MDL	Unit	D	Prepared	Analyzed	Dil Fac
Antimony	0.52	U	5.0	0.52	ug/L		10/28/22 13:38	10/31/22 19:47	1
Arsenic	0.86	U	3.0	0.86	ug/L		10/28/22 13:38	10/31/22 19:47	1
Barium	**21**		5.0	0.89	ug/L		10/28/22 13:38	10/31/22 19:47	1
Beryllium	0.20	U	0.50	0.20	ug/L		10/28/22 13:38	10/31/22 19:47	1
Cadmium	**0.13**	**I**	0.50	0.078	ug/L		10/28/22 13:38	10/31/22 19:47	1
Chromium	2.6	U	5.0	2.6	ug/L		10/28/22 13:38	10/31/22 19:47	1
Cobalt	0.22	U	0.50	0.22	ug/L		10/28/22 13:38	10/31/22 19:47	1
Copper	**1.6**	**I**	5.0	0.90	ug/L		10/28/22 13:38	10/31/22 19:47	1
Iron	26	U	100	26	ug/L		10/28/22 13:38	10/31/22 19:47	1
Lead	0.34	U	2.5	0.34	ug/L		10/28/22 13:38	10/31/22 19:47	1
Nickel	1.8	U	5.0	1.8	ug/L		10/28/22 13:38	10/31/22 19:47	1
Selenium	1.2	U	2.5	1.2	ug/L		10/28/22 13:38	10/31/22 19:47	1
Silver	0.39	U	1.0	0.39	ug/L		10/28/22 13:38	10/31/22 19:47	1
Sodium	**2.2**		0.50	0.20	mg/L		10/28/22 13:38	10/31/22 19:47	1
Thallium	0.26	U	1.0	0.26	ug/L		10/28/22 13:38	10/31/22 19:47	1
Vanadium	1.8	U	10	1.8	ug/L		10/28/22 13:38	10/31/22 19:47	1
Zinc	10	U	20	10	ug/L		10/28/22 13:38	10/31/22 19:47	1

Method: SW846 7470A - Mercury (CVAA)

Analyte	Result	Qualifier	PQL	MDL	Unit	D	Prepared	Analyzed	Dil Fac
Mercury	0.080	U	0.20	0.080	ug/L		10/28/22 16:46	10/31/22 14:32	1

General Chemistry

Analyte	Result	Qualifier	PQL	MDL	Unit	D	Prepared	Analyzed	Dil Fac
Total Dissolved Solids (SM 2540C-2011)	**62**		5.0	5.0	mg/L			10/26/22 09:15	1
Ammonia (as N) (MCAWW 350.1-1993 R2.0)	0.10	U	0.25	0.10	mg/L			10/31/22 15:33	1
Nitrate as N (EPA 353.2)	**1.4**		0.10	0.084	mg/L			11/04/22 11:41	1

Client Sample Results

Client: SCS Engineers
Project/Site: Pasco County LF

Job ID: 660-124598-1

Client Sample ID: 4MW-11D

Date Collected: 10/25/22 14:00
Date Received: 10/25/22 16:34

Lab Sample ID: 660-124598-4

Matrix: Water

Method: SW846 8260D - Volatile Organic Compounds by GC/MS

Analyte	Result	Qualifier	PQL	MDL	Unit	D	Prepared	Analyzed	Dil Fac
Acetone	3.7	U	10	3.7	ug/L			10/31/22 16:25	1
Acrylonitrile	5.5	U	20	5.5	ug/L			10/31/22 16:25	1
Benzene	0.27	U	1.0	0.27	ug/L			10/31/22 16:25	1
Bromoform	0.59	U	1.0	0.59	ug/L			10/31/22 16:25	1
Bromomethane	3.7	U	5.0	3.7	ug/L			10/31/22 16:25	1
2-Butanone (MEK)	6.4	U	10	6.4	ug/L			10/31/22 16:25	1
Carbon disulfide	0.43	U	2.0	0.43	ug/L			10/31/22 16:25	1
Carbon tetrachloride	0.30	U	1.0	0.30	ug/L			10/31/22 16:25	1
Chlorobenzene	0.15	U	1.0	0.15	ug/L			10/31/22 16:25	1
Chlorobromomethane	0.34	U	1.0	0.34	ug/L			10/31/22 16:25	1
Chlorodibromomethane	0.39	U	1.0	0.39	ug/L			10/31/22 16:25	1
Chloroethane	4.6	U J3	5.0	4.6	ug/L			10/31/22 16:25	1
Chloroform	0.27	U	1.0	0.27	ug/L			10/31/22 16:25	1
Chloromethane	0.54	U	1.0	0.54	ug/L			10/31/22 16:25	1
cis-1,2-Dichloroethene	0.25	U	1.0	0.25	ug/L			10/31/22 16:25	1
cis-1,3-Dichloropropene	0.26	U	1.0	0.26	ug/L			10/31/22 16:25	1
Dibromomethane	0.34	U	1.0	0.34	ug/L			10/31/22 16:25	1
1,2-Dichlorobenzene	0.31	U	1.0	0.31	ug/L			10/31/22 16:25	1
1,4-Dichlorobenzene	0.31	U	1.0	0.31	ug/L			10/31/22 16:25	1
Dichlorobromomethane	0.25	U	1.0	0.25	ug/L			10/31/22 16:25	1
1,1-Dichloroethane	0.33	U	1.0	0.33	ug/L			10/31/22 16:25	1
1,2-Dichloroethane	0.25	U	1.0	0.25	ug/L			10/31/22 16:25	1
1,1-Dichloroethene	0.33	U	1.0	0.33	ug/L			10/31/22 16:25	1
1,2-Dichloropropane	0.22	U	1.0	0.22	ug/L			10/31/22 16:25	1
Ethylbenzene	0.20	U	1.0	0.20	ug/L			10/31/22 16:25	1
2-Hexanone	3.2	U	10	3.2	ug/L			10/31/22 16:25	1
Iodomethane	3.9	U	10	3.9	ug/L			10/31/22 16:25	1
Methylene Chloride	3.2	U	5.0	3.2	ug/L			10/31/22 16:25	1
4-Methyl-2-pentanone (MIBK)	2.7	U	10	2.7	ug/L			10/31/22 16:25	1
Styrene	0.27	U	1.0	0.27	ug/L			10/31/22 16:25	1
1,1,1,2-Tetrachloroethane	0.36	U	1.0	0.36	ug/L			10/31/22 16:25	1
1,1,2,2-Tetrachloroethane	0.40	U	1.0	0.40	ug/L			10/31/22 16:25	1
Tetrachloroethene	0.35	U	0.50	0.35	ug/L			10/31/22 16:25	1
Toluene	0.25	U	1.0	0.25	ug/L			10/31/22 16:25	1
trans-1,4-Dichloro-2-butene	1.3	U	2.0	1.3	ug/L			10/31/22 16:25	1
trans-1,2-Dichloroethene	0.34	U	1.0	0.34	ug/L			10/31/22 16:25	1
trans-1,3-Dichloropropene	0.23	U	1.0	0.23	ug/L			10/31/22 16:25	1
1,1,1-Trichloroethane	0.21	U	1.0	0.21	ug/L			10/31/22 16:25	1
1,1,2-Trichloroethane	0.32	U	1.0	0.32	ug/L			10/31/22 16:25	1
Trichloroethene	0.20	U	1.0	0.20	ug/L			10/31/22 16:25	1
Trichlorofluoromethane	0.33	U	1.0	0.33	ug/L			10/31/22 16:25	1
1,2,3-Trichloropropane	0.48	U	1.0	0.48	ug/L			10/31/22 16:25	1
Vinyl acetate	0.69	U	2.0	0.69	ug/L			10/31/22 16:25	1
Vinyl chloride	0.40	U	1.0	0.40	ug/L			10/31/22 16:25	1
Xylenes, Total	0.23	U	1.0	0.23	ug/L			10/31/22 16:25	1

Surrogate	*%Recovery*	*Qualifier*	*Limits*	*Prepared*	*Analyzed*	*Dil Fac*
4-Bromofluorobenzene (Surr)	*101*		*70 - 130*		*10/31/22 16:25*	*1*
Dibromofluoromethane (Surr)	*102*		*70 - 130*		*10/31/22 16:25*	*1*
1,2-Dichloroethane-d4 (Surr)	*92*		*60 - 124*		*10/31/22 16:25*	*1*

Client Sample Results

Client: SCS Engineers
Project/Site: Pasco County LF

Job ID: 660-124598-1

Client Sample ID: 4MW-11D

Date Collected: 10/25/22 14:00
Date Received: 10/25/22 16:34

Lab Sample ID: 660-124598-4

Matrix: Water

Method: SW846 8260D - Volatile Organic Compounds by GC/MS (Continued)

Surrogate	*%Recovery*	*Qualifier*	*Limits*	*Prepared*	*Analyzed*	*Dil Fac*
Toluene-d8 (Surr)	*104*		*70 - 130*		*10/31/22 16:25*	*1*

Method: SW846 8011 - EDB, DBCP, and 1,2,3-TCP (GC)

Analyte	Result	Qualifier	PQL	MDL	Unit	D	Prepared	Analyzed	Dil Fac
Ethylene Dibromide	0.0051	U	0.018	0.0051	ug/L		11/01/22 13:43	11/01/22 17:08	1
1,2-Dibromo-3-Chloropropane	0.0031	U	0.018	0.0031	ug/L		11/01/22 13:43	11/01/22 17:08	1
1,2,3-Trichloropropane	0.025	U	0.18	0.025	ug/L		11/01/22 13:43	11/01/22 17:08	1

Surrogate	*%Recovery*	*Qualifier*	*Limits*	*Prepared*	*Analyzed*	*Dil Fac*
Pentachloroethane	*104*		*60 - 144*	*11/01/22 13:43*	*11/01/22 17:08*	*1*

Method: MCAWW 300.0-1993 R2.1 - Anions, Ion Chromatography

Analyte	Result	Qualifier	PQL	MDL	Unit	D	Prepared	Analyzed	Dil Fac
Chloride	**110**		0.50	0.20	mg/L			11/10/22 12:51	1

Method: SW846 6020B - Metals (ICP/MS) - Total Recoverable

Analyte	Result	Qualifier	PQL	MDL	Unit	D	Prepared	Analyzed	Dil Fac
Antimony	0.52	U	5.0	0.52	ug/L		10/28/22 08:08	10/28/22 22:23	1
Arsenic	**0.96**	**I**	3.0	0.86	ug/L		10/28/22 08:08	10/28/22 22:23	1
Barium	**15**		5.0	0.89	ug/L		10/28/22 08:08	10/28/22 22:23	1
Beryllium	0.20	U	0.50	0.20	ug/L		10/28/22 08:08	10/28/22 22:23	1
Cadmium	**0.16**	**I**	0.50	0.078	ug/L		10/28/22 08:08	10/28/22 22:23	1
Chromium	2.6	U	5.0	2.6	ug/L		10/28/22 08:08	10/28/22 22:23	1
Cobalt	0.22	U	0.50	0.22	ug/L		10/28/22 08:08	10/28/22 22:23	1
Copper	**2.5**	**I**	5.0	0.90	ug/L		10/28/22 08:08	10/28/22 22:23	1
Iron	**200**		100	26	ug/L		10/28/22 08:08	10/28/22 22:23	1
Lead	**0.48**	**I**	2.5	0.34	ug/L		10/28/22 08:08	10/28/22 22:23	1
Nickel	1.8	U	5.0	1.8	ug/L		10/28/22 08:08	10/28/22 22:23	1
Selenium	1.2	U	2.5	1.2	ug/L		10/28/22 08:08	10/28/22 22:23	1
Silver	0.39	U	1.0	0.39	ug/L		10/28/22 08:08	10/28/22 22:23	1
Sodium	**28**		0.50	0.20	mg/L		10/28/22 08:08	10/28/22 22:23	1
Thallium	0.26	U	1.0	0.26	ug/L		10/28/22 08:08	10/28/22 22:23	1
Vanadium	**2.0**	**I**	10	1.8	ug/L		10/28/22 08:08	10/28/22 22:23	1
Zinc	10	U	20	10	ug/L		10/28/22 08:08	10/28/22 22:23	1

Method: SW846 7470A - Mercury (CVAA)

Analyte	Result	Qualifier	PQL	MDL	Unit	D	Prepared	Analyzed	Dil Fac
Mercury	0.080	U	0.20	0.080	ug/L		10/28/22 16:46	10/31/22 14:40	1

General Chemistry

Analyte	Result	Qualifier	PQL	MDL	Unit	D	Prepared	Analyzed	Dil Fac
Total Dissolved Solids (SM 2540C-2011)	**440**		20	20	mg/L			10/26/22 09:15	1
Ammonia (as N) (MCAWW 350.1-1993 R2.0)	0.10	U	0.25	0.10	mg/L			10/31/22 15:33	1
Nitrate as N (EPA 353.2)	**1.1**		0.10	0.084	mg/L			11/04/22 11:41	1

Client Sample Results

Client: SCS Engineers
Project/Site: Pasco County LF

Job ID: 660-124598-1

Client Sample ID: 4MW-27D

Date Collected: 10/25/22 09:06
Date Received: 10/25/22 16:34

Lab Sample ID: 660-124598-5

Matrix: Water

Method: SW846 8260D - Volatile Organic Compounds by GC/MS

Analyte	Result	Qualifier	PQL	MDL	Unit	D	Prepared	Analyzed	Dil Fac
Acetone	3.7	U	10	3.7	ug/L			10/31/22 14:31	1
Acrylonitrile	5.5	U	20	5.5	ug/L			10/31/22 14:31	1
Benzene	0.27	U	1.0	0.27	ug/L			10/31/22 14:31	1
Bromoform	0.59	U	1.0	0.59	ug/L			10/31/22 14:31	1
Bromomethane	3.7	U	5.0	3.7	ug/L			10/31/22 14:31	1
2-Butanone (MEK)	6.4	U	10	6.4	ug/L			10/31/22 14:31	1
Carbon disulfide	0.43	U	2.0	0.43	ug/L			10/31/22 14:31	1
Carbon tetrachloride	0.30	U	1.0	0.30	ug/L			10/31/22 14:31	1
Chlorobenzene	0.15	U	1.0	0.15	ug/L			10/31/22 14:31	1
Chlorobromomethane	0.34	U	1.0	0.34	ug/L			10/31/22 14:31	1
Chlorodibromomethane	0.39	U	1.0	0.39	ug/L			10/31/22 14:31	1
Chloroethane	4.6	U J3	5.0	4.6	ug/L			10/31/22 14:31	1
Chloroform	0.27	U	1.0	0.27	ug/L			10/31/22 14:31	1
Chloromethane	0.54	U	1.0	0.54	ug/L			10/31/22 14:31	1
cis-1,2-Dichloroethene	**0.25**	**I**	1.0	0.25	ug/L			10/31/22 14:31	1
cis-1,3-Dichloropropene	0.26	U	1.0	0.26	ug/L			10/31/22 14:31	1
Dibromomethane	0.34	U	1.0	0.34	ug/L			10/31/22 14:31	1
1,2-Dichlorobenzene	0.31	U	1.0	0.31	ug/L			10/31/22 14:31	1
1,4-Dichlorobenzene	0.31	U	1.0	0.31	ug/L			10/31/22 14:31	1
Dichlorobromomethane	0.25	U	1.0	0.25	ug/L			10/31/22 14:31	1
1,1-Dichloroethane	0.33	U	1.0	0.33	ug/L			10/31/22 14:31	1
1,2-Dichloroethane	0.25	U	1.0	0.25	ug/L			10/31/22 14:31	1
1,1-Dichloroethene	0.33	U	1.0	0.33	ug/L			10/31/22 14:31	1
1,2-Dichloropropane	0.22	U	1.0	0.22	ug/L			10/31/22 14:31	1
Ethylbenzene	0.20	U	1.0	0.20	ug/L			10/31/22 14:31	1
2-Hexanone	3.2	U	10	3.2	ug/L			10/31/22 14:31	1
Iodomethane	3.9	U	10	3.9	ug/L			10/31/22 14:31	1
Methylene Chloride	3.2	U	5.0	3.2	ug/L			10/31/22 14:31	1
4-Methyl-2-pentanone (MIBK)	2.7	U	10	2.7	ug/L			10/31/22 14:31	1
Styrene	0.27	U	1.0	0.27	ug/L			10/31/22 14:31	1
1,1,1,2-Tetrachloroethane	0.36	U	1.0	0.36	ug/L			10/31/22 14:31	1
1,1,2,2-Tetrachloroethane	0.40	U	1.0	0.40	ug/L			10/31/22 14:31	1
Tetrachloroethene	0.35	U	0.50	0.35	ug/L			10/31/22 14:31	1
Toluene	0.25	U	1.0	0.25	ug/L			10/31/22 14:31	1
trans-1,4-Dichloro-2-butene	1.3	U	2.0	1.3	ug/L			10/31/22 14:31	1
trans-1,2-Dichloroethene	0.34	U	1.0	0.34	ug/L			10/31/22 14:31	1
trans-1,3-Dichloropropene	0.23	U	1.0	0.23	ug/L			10/31/22 14:31	1
1,1,1-Trichloroethane	0.21	U	1.0	0.21	ug/L			10/31/22 14:31	1
1,1,2-Trichloroethane	0.32	U	1.0	0.32	ug/L			10/31/22 14:31	1
Trichloroethene	0.20	U	1.0	0.20	ug/L			10/31/22 14:31	1
Trichlorofluoromethane	0.33	U	1.0	0.33	ug/L			10/31/22 14:31	1
1,2,3-Trichloropropane	0.48	U	1.0	0.48	ug/L			10/31/22 14:31	1
Vinyl acetate	0.69	U	2.0	0.69	ug/L			10/31/22 14:31	1
Vinyl chloride	0.40	U	1.0	0.40	ug/L			10/31/22 14:31	1
Xylenes, Total	0.23	U	1.0	0.23	ug/L			10/31/22 14:31	1

Surrogate	*%Recovery*	*Qualifier*	*Limits*	*Prepared*	*Analyzed*	*Dil Fac*
4-Bromofluorobenzene (Surr)	*101*		*70 - 130*		*10/31/22 14:31*	*1*
Dibromofluoromethane (Surr)	*102*		*70 - 130*		*10/31/22 14:31*	*1*
1,2-Dichloroethane-d4 (Surr)	*91*		*60 - 124*		*10/31/22 14:31*	*1*

Client Sample Results

Client: SCS Engineers
Project/Site: Pasco County LF

Job ID: 660-124598-1

Client Sample ID: 4MW-27D

Date Collected: 10/25/22 09:06
Date Received: 10/25/22 16:34

Lab Sample ID: 660-124598-5

Matrix: Water

Method: SW846 8260D - Volatile Organic Compounds by GC/MS (Continued)

Surrogate	*%Recovery*	*Qualifier*	*Limits*	*Prepared*	*Analyzed*	*Dil Fac*
Toluene-d8 (Surr)	*104*		*70 - 130*		*10/31/22 14:31*	*1*

Method: SW846 8011 - EDB, DBCP, and 1,2,3-TCP (GC)

Analyte	Result	Qualifier	PQL	MDL	Unit	D	Prepared	Analyzed	Dil Fac
Ethylene Dibromide	0.0051	U	0.019	0.0051	ug/L		11/01/22 13:43	11/01/22 17:18	1
1,2-Dibromo-3-Chloropropane	0.0031	U	0.019	0.0031	ug/L		11/01/22 13:43	11/01/22 17:18	1
1,2,3-Trichloropropane	0.025	U	0.19	0.025	ug/L		11/01/22 13:43	11/01/22 17:18	1

Surrogate	*%Recovery*	*Qualifier*	*Limits*	*Prepared*	*Analyzed*	*Dil Fac*
Pentachloroethane	*99*		*60 - 144*	*11/01/22 13:43*	*11/01/22 17:18*	*1*

Method: MCAWW 300.0-1993 R2.1 - Anions, Ion Chromatography

Analyte	Result	Qualifier	PQL	MDL	Unit	D	Prepared	Analyzed	Dil Fac
Chloride	**4.5**		0.50	0.20	mg/L			11/10/22 13:04	1

Method: SW846 6020B - Metals (ICP/MS) - Total Recoverable

Analyte	Result	Qualifier	PQL	MDL	Unit	D	Prepared	Analyzed	Dil Fac
Antimony	0.52	U	5.0	0.52	ug/L		10/28/22 13:38	10/31/22 19:58	1
Arsenic	0.86	U	3.0	0.86	ug/L		10/28/22 13:38	10/31/22 19:58	1
Barium	**9.7**		5.0	0.89	ug/L		10/28/22 13:38	10/31/22 19:58	1
Beryllium	0.20	U	0.50	0.20	ug/L		10/28/22 13:38	10/31/22 19:58	1
Cadmium	0.078	U	0.50	0.078	ug/L		10/28/22 13:38	10/31/22 19:58	1
Chromium	2.6	U	5.0	2.6	ug/L		10/28/22 13:38	10/31/22 19:58	1
Cobalt	0.22	U	0.50	0.22	ug/L		10/28/22 13:38	10/31/22 19:58	1
Copper	0.90	U	5.0	0.90	ug/L		10/28/22 13:38	10/31/22 19:58	1
Iron	**81**	**I**	100	26	ug/L		10/28/22 13:38	10/31/22 19:58	1
Lead	0.34	U	2.5	0.34	ug/L		10/28/22 13:38	10/31/22 19:58	1
Nickel	1.8	U	5.0	1.8	ug/L		10/28/22 13:38	10/31/22 19:58	1
Selenium	1.2	U	2.5	1.2	ug/L		10/28/22 13:38	10/31/22 19:58	1
Silver	0.39	U	1.0	0.39	ug/L		10/28/22 13:38	10/31/22 19:58	1
Sodium	**3.7**		0.50	0.20	mg/L		10/28/22 13:38	10/31/22 19:58	1
Thallium	0.26	U	1.0	0.26	ug/L		10/28/22 13:38	10/31/22 19:58	1
Vanadium	1.8	U	10	1.8	ug/L		10/28/22 13:38	10/31/22 19:58	1
Zinc	10	U	20	10	ug/L		10/28/22 13:38	10/31/22 19:58	1

Method: SW846 7470A - Mercury (CVAA)

Analyte	Result	Qualifier	PQL	MDL	Unit	D	Prepared	Analyzed	Dil Fac
Mercury	0.080	U	0.20	0.080	ug/L		10/28/22 16:46	10/31/22 14:42	1

General Chemistry

Analyte	Result	Qualifier	PQL	MDL	Unit	D	Prepared	Analyzed	Dil Fac
Total Dissolved Solids (SM 2540C-2011)	**200**		20	20	mg/L			10/26/22 09:15	1
Ammonia (as N) (MCAWW 350.1-1993 R2.0)	0.10	U	0.25	0.10	mg/L			10/31/22 15:38	1
Nitrate as N (EPA 353.2)	**0.32**		0.10	0.084	mg/L			11/04/22 10:50	1

Client Sample Results

Client: SCS Engineers
Project/Site: Pasco County LF

Job ID: 660-124598-1

Client Sample ID: 4MW-27

Date Collected: 10/25/22 10:32
Date Received: 10/25/22 16:34

Lab Sample ID: 660-124598-6

Matrix: Water

Method: SW846 8260D - Volatile Organic Compounds by GC/MS

Analyte	Result	Qualifier	PQL	MDL	Unit	D	Prepared	Analyzed	Dil Fac
Acetone	3.7	U	10	3.7	ug/L			10/31/22 14:50	1
Acrylonitrile	5.5	U	20	5.5	ug/L			10/31/22 14:50	1
Benzene	0.27	U	1.0	0.27	ug/L			10/31/22 14:50	1
Bromoform	0.59	U	1.0	0.59	ug/L			10/31/22 14:50	1
Bromomethane	3.7	U	5.0	3.7	ug/L			10/31/22 14:50	1
2-Butanone (MEK)	6.4	U	10	6.4	ug/L			10/31/22 14:50	1
Carbon disulfide	0.43	U	2.0	0.43	ug/L			10/31/22 14:50	1
Carbon tetrachloride	0.30	U	1.0	0.30	ug/L			10/31/22 14:50	1
Chlorobenzene	0.15	U	1.0	0.15	ug/L			10/31/22 14:50	1
Chlorobromomethane	0.34	U	1.0	0.34	ug/L			10/31/22 14:50	1
Chlorodibromomethane	0.39	U	1.0	0.39	ug/L			10/31/22 14:50	1
Chloroethane	4.6	U J3	5.0	4.6	ug/L			10/31/22 14:50	1
Chloroform	0.27	U	1.0	0.27	ug/L			10/31/22 14:50	1
Chloromethane	0.54	U	1.0	0.54	ug/L			10/31/22 14:50	1
cis-1,2-Dichloroethene	0.25	U	1.0	0.25	ug/L			10/31/22 14:50	1
cis-1,3-Dichloropropene	0.26	U	1.0	0.26	ug/L			10/31/22 14:50	1
Dibromomethane	0.34	U	1.0	0.34	ug/L			10/31/22 14:50	1
1,2-Dichlorobenzene	0.31	U	1.0	0.31	ug/L			10/31/22 14:50	1
1,4-Dichlorobenzene	0.31	U	1.0	0.31	ug/L			10/31/22 14:50	1
Dichlorobromomethane	0.25	U	1.0	0.25	ug/L			10/31/22 14:50	1
1,1-Dichloroethane	0.33	U	1.0	0.33	ug/L			10/31/22 14:50	1
1,2-Dichloroethane	0.25	U	1.0	0.25	ug/L			10/31/22 14:50	1
1,1-Dichloroethene	0.33	U	1.0	0.33	ug/L			10/31/22 14:50	1
1,2-Dichloropropane	0.22	U	1.0	0.22	ug/L			10/31/22 14:50	1
Ethylbenzene	0.20	U	1.0	0.20	ug/L			10/31/22 14:50	1
2-Hexanone	3.2	U	10	3.2	ug/L			10/31/22 14:50	1
Iodomethane	3.9	U	10	3.9	ug/L			10/31/22 14:50	1
Methylene Chloride	3.2	U	5.0	3.2	ug/L			10/31/22 14:50	1
4-Methyl-2-pentanone (MIBK)	2.7	U	10	2.7	ug/L			10/31/22 14:50	1
Styrene	0.27	U	1.0	0.27	ug/L			10/31/22 14:50	1
1,1,1,2-Tetrachloroethane	0.36	U	1.0	0.36	ug/L			10/31/22 14:50	1
1,1,2,2-Tetrachloroethane	0.40	U	1.0	0.40	ug/L			10/31/22 14:50	1
Tetrachloroethene	0.35	U	0.50	0.35	ug/L			10/31/22 14:50	1
Toluene	0.25	U	1.0	0.25	ug/L			10/31/22 14:50	1
trans-1,4-Dichloro-2-butene	1.3	U	2.0	1.3	ug/L			10/31/22 14:50	1
trans-1,2-Dichloroethene	0.34	U	1.0	0.34	ug/L			10/31/22 14:50	1
trans-1,3-Dichloropropene	0.23	U	1.0	0.23	ug/L			10/31/22 14:50	1
1,1,1-Trichloroethane	0.21	U	1.0	0.21	ug/L			10/31/22 14:50	1
1,1,2-Trichloroethane	0.32	U	1.0	0.32	ug/L			10/31/22 14:50	1
Trichloroethene	0.20	U	1.0	0.20	ug/L			10/31/22 14:50	1
Trichlorofluoromethane	0.33	U	1.0	0.33	ug/L			10/31/22 14:50	1
1,2,3-Trichloropropane	0.48	U	1.0	0.48	ug/L			10/31/22 14:50	1
Vinyl acetate	0.69	U	2.0	0.69	ug/L			10/31/22 14:50	1
Vinyl chloride	0.40	U	1.0	0.40	ug/L			10/31/22 14:50	1
Xylenes, Total	0.23	U	1.0	0.23	ug/L			10/31/22 14:50	1

Surrogate	*%Recovery*	*Qualifier*	*Limits*	*Prepared*	*Analyzed*	*Dil Fac*
4-Bromofluorobenzene (Surr)	*102*		*70 - 130*		*10/31/22 14:50*	*1*
Dibromofluoromethane (Surr)	*101*		*70 - 130*		*10/31/22 14:50*	*1*
1,2-Dichloroethane-d4 (Surr)	*90*		*60 - 124*		*10/31/22 14:50*	*1*

Client Sample Results

Client: SCS Engineers
Project/Site: Pasco County LF

Job ID: 660-124598-1

Client Sample ID: 4MW-27

Date Collected: 10/25/22 10:32
Date Received: 10/25/22 16:34

Lab Sample ID: 660-124598-6

Matrix: Water

Method: SW846 8260D - Volatile Organic Compounds by GC/MS (Continued)

Surrogate	*%Recovery*	*Qualifier*	*Limits*	*Prepared*	*Analyzed*	*Dil Fac*
Toluene-d8 (Surr)	*102*		*70 - 130*		*10/31/22 14:50*	*1*

Method: SW846 8011 - EDB, DBCP, and 1,2,3-TCP (GC)

Analyte	Result	Qualifier	PQL	MDL	Unit	D	Prepared	Analyzed	Dil Fac
Ethylene Dibromide	0.0051	U	0.018	0.0051	ug/L		11/01/22 13:43	11/01/22 17:28	1
1,2-Dibromo-3-Chloropropane	0.0031	U	0.018	0.0031	ug/L		11/01/22 13:43	11/01/22 17:28	1
1,2,3-Trichloropropane	0.024	U	0.18	0.024	ug/L		11/01/22 13:43	11/01/22 17:28	1

Surrogate	*%Recovery*	*Qualifier*	*Limits*	*Prepared*	*Analyzed*	*Dil Fac*
Pentachloroethane	*99*		*60 - 144*	*11/01/22 13:43*	*11/01/22 17:28*	*1*

Method: MCAWW 300.0-1993 R2.1 - Anions, Ion Chromatography

Analyte	Result	Qualifier	PQL	MDL	Unit	D	Prepared	Analyzed	Dil Fac
Chloride	**81**		0.50	0.20	mg/L			11/10/22 13:18	1

Method: SW846 6020B - Metals (ICP/MS) - Total Recoverable

Analyte	Result	Qualifier	PQL	MDL	Unit	D	Prepared	Analyzed	Dil Fac
Antimony	0.52	U	5.0	0.52	ug/L		10/28/22 08:08	10/28/22 22:29	1
Arsenic	0.86	U	3.0	0.86	ug/L		10/28/22 08:08	10/28/22 22:29	1
Barium	**24**		5.0	0.89	ug/L		10/28/22 08:08	10/28/22 22:29	1
Beryllium	0.20	U	0.50	0.20	ug/L		10/28/22 08:08	10/28/22 22:29	1
Cadmium	**0.085**	**I**	0.50	0.078	ug/L		10/28/22 08:08	10/28/22 22:29	1
Chromium	2.6	U	5.0	2.6	ug/L		10/28/22 08:08	10/28/22 22:29	1
Cobalt	0.22	U	0.50	0.22	ug/L		10/28/22 08:08	10/28/22 22:29	1
Copper	0.90	U	5.0	0.90	ug/L		10/28/22 08:08	10/28/22 22:29	1
Iron	26	U	100	26	ug/L		10/28/22 08:08	10/28/22 22:29	1
Lead	0.34	U	2.5	0.34	ug/L		10/28/22 08:08	10/28/22 22:29	1
Nickel	**2.4**	**I**	5.0	1.8	ug/L		10/28/22 08:08	10/28/22 22:29	1
Selenium	1.2	U	2.5	1.2	ug/L		10/28/22 08:08	10/28/22 22:29	1
Silver	0.39	U	1.0	0.39	ug/L		10/28/22 08:08	10/28/22 22:29	1
Sodium	**42**		0.50	0.20	mg/L		10/28/22 08:08	10/28/22 22:29	1
Thallium	0.26	U	1.0	0.26	ug/L		10/28/22 08:08	10/28/22 22:29	1
Vanadium	**33**		10	1.8	ug/L		10/28/22 08:08	10/28/22 22:29	1
Zinc	10	U	20	10	ug/L		10/28/22 08:08	10/28/22 22:29	1

Method: SW846 7470A - Mercury (CVAA)

Analyte	Result	Qualifier	PQL	MDL	Unit	D	Prepared	Analyzed	Dil Fac
Mercury	0.080	U	0.20	0.080	ug/L		10/28/22 16:46	10/31/22 14:45	1

General Chemistry

Analyte	Result	Qualifier	PQL	MDL	Unit	D	Prepared	Analyzed	Dil Fac
Total Dissolved Solids (SM 2540C-2011)	**370**		20	20	mg/L			10/26/22 09:15	1
Ammonia (as N) (MCAWW 350.1-1993 R2.0)	0.10	U	0.25	0.10	mg/L			10/31/22 15:38	1
Nitrate as N (EPA 353.2)	**0.67**		0.10	0.084	mg/L			11/04/22 10:50	1

Client Sample Results

Client: SCS Engineers
Project/Site: Pasco County LF

Job ID: 660-124598-1

Client Sample ID: 2MW-26D

Date Collected: 10/25/22 11:43
Date Received: 10/25/22 16:34

Lab Sample ID: 660-124598-7

Matrix: Water

Method: SW846 8260D - Volatile Organic Compounds by GC/MS

Analyte	Result	Qualifier	PQL	MDL	Unit	D	Prepared	Analyzed	Dil Fac
Acetone	3.7	U	10	3.7	ug/L			10/31/22 15:09	1
Acrylonitrile	5.5	U	20	5.5	ug/L			10/31/22 15:09	1
Benzene	0.27	U	1.0	0.27	ug/L			10/31/22 15:09	1
Bromoform	0.59	U	1.0	0.59	ug/L			10/31/22 15:09	1
Bromomethane	3.7	U	5.0	3.7	ug/L			10/31/22 15:09	1
2-Butanone (MEK)	6.4	U	10	6.4	ug/L			10/31/22 15:09	1
Carbon disulfide	0.43	U	2.0	0.43	ug/L			10/31/22 15:09	1
Carbon tetrachloride	0.30	U	1.0	0.30	ug/L			10/31/22 15:09	1
Chlorobenzene	0.15	U	1.0	0.15	ug/L			10/31/22 15:09	1
Chlorobromomethane	0.34	U	1.0	0.34	ug/L			10/31/22 15:09	1
Chlorodibromomethane	0.39	U	1.0	0.39	ug/L			10/31/22 15:09	1
Chloroethane	4.6	U J3	5.0	4.6	ug/L			10/31/22 15:09	1
Chloroform	0.27	U	1.0	0.27	ug/L			10/31/22 15:09	1
Chloromethane	0.54	U	1.0	0.54	ug/L			10/31/22 15:09	1
cis-1,2-Dichloroethene	0.25	U	1.0	0.25	ug/L			10/31/22 15:09	1
cis-1,3-Dichloropropene	0.26	U	1.0	0.26	ug/L			10/31/22 15:09	1
Dibromomethane	0.34	U	1.0	0.34	ug/L			10/31/22 15:09	1
1,2-Dichlorobenzene	0.31	U	1.0	0.31	ug/L			10/31/22 15:09	1
1,4-Dichlorobenzene	0.31	U	1.0	0.31	ug/L			10/31/22 15:09	1
Dichlorobromomethane	0.25	U	1.0	0.25	ug/L			10/31/22 15:09	1
1,1-Dichloroethane	0.33	U	1.0	0.33	ug/L			10/31/22 15:09	1
1,2-Dichloroethane	0.25	U	1.0	0.25	ug/L			10/31/22 15:09	1
1,1-Dichloroethene	0.33	U	1.0	0.33	ug/L			10/31/22 15:09	1
1,2-Dichloropropane	0.22	U	1.0	0.22	ug/L			10/31/22 15:09	1
Ethylbenzene	0.20	U	1.0	0.20	ug/L			10/31/22 15:09	1
2-Hexanone	3.2	U	10	3.2	ug/L			10/31/22 15:09	1
Iodomethane	3.9	U	10	3.9	ug/L			10/31/22 15:09	1
Methylene Chloride	3.2	U	5.0	3.2	ug/L			10/31/22 15:09	1
4-Methyl-2-pentanone (MIBK)	2.7	U	10	2.7	ug/L			10/31/22 15:09	1
Styrene	0.27	U	1.0	0.27	ug/L			10/31/22 15:09	1
1,1,1,2-Tetrachloroethane	0.36	U	1.0	0.36	ug/L			10/31/22 15:09	1
1,1,2,2-Tetrachloroethane	0.40	U	1.0	0.40	ug/L			10/31/22 15:09	1
Tetrachloroethene	0.35	U	0.50	0.35	ug/L			10/31/22 15:09	1
Toluene	0.25	U	1.0	0.25	ug/L			10/31/22 15:09	1
trans-1,4-Dichloro-2-butene	1.3	U	2.0	1.3	ug/L			10/31/22 15:09	1
trans-1,2-Dichloroethene	0.34	U	1.0	0.34	ug/L			10/31/22 15:09	1
trans-1,3-Dichloropropene	0.23	U	1.0	0.23	ug/L			10/31/22 15:09	1
1,1,1-Trichloroethane	0.21	U	1.0	0.21	ug/L			10/31/22 15:09	1
1,1,2-Trichloroethane	0.32	U	1.0	0.32	ug/L			10/31/22 15:09	1
Trichloroethene	0.20	U	1.0	0.20	ug/L			10/31/22 15:09	1
Trichlorofluoromethane	0.33	U	1.0	0.33	ug/L			10/31/22 15:09	1
1,2,3-Trichloropropane	0.48	U	1.0	0.48	ug/L			10/31/22 15:09	1
Vinyl acetate	0.69	U	2.0	0.69	ug/L			10/31/22 15:09	1
Vinyl chloride	0.40	U	1.0	0.40	ug/L			10/31/22 15:09	1
Xylenes, Total	0.23	U	1.0	0.23	ug/L			10/31/22 15:09	1

Surrogate	*%Recovery*	*Qualifier*	*Limits*	*Prepared*	*Analyzed*	*Dil Fac*
4-Bromofluorobenzene (Surr)	*103*		*70 - 130*		*10/31/22 15:09*	*1*
Dibromofluoromethane (Surr)	*102*		*70 - 130*		*10/31/22 15:09*	*1*
1,2-Dichloroethane-d4 (Surr)	*92*		*60 - 124*		*10/31/22 15:09*	*1*

Client Sample Results

Client: SCS Engineers
Project/Site: Pasco County LF

Job ID: 660-124598-1

Client Sample ID: 2MW-26D

Lab Sample ID: 660-124598-7

Date Collected: 10/25/22 11:43
Date Received: 10/25/22 16:34

Matrix: Water

Method: SW846 8260D - Volatile Organic Compounds by GC/MS (Continued)

Surrogate	*%Recovery*	*Qualifier*	*Limits*	*Prepared*	*Analyzed*	*Dil Fac*
Toluene-d8 (Surr)	*103*		*70 - 130*		*10/31/22 15:09*	*1*

Method: SW846 8011 - EDB, DBCP, and 1,2,3-TCP (GC)

Analyte	Result	Qualifier	PQL	MDL	Unit	D	Prepared	Analyzed	Dil Fac
Ethylene Dibromide	0.0051	U	0.018	0.0051	ug/L		11/01/22 13:43	11/01/22 17:38	1
1,2-Dibromo-3-Chloropropane	0.0031	U	0.018	0.0031	ug/L		11/01/22 13:43	11/01/22 17:38	1
1,2,3-Trichloropropane	0.024	U	0.18	0.024	ug/L		11/01/22 13:43	11/01/22 17:38	1

Surrogate	*%Recovery*	*Qualifier*	*Limits*	*Prepared*	*Analyzed*	*Dil Fac*
Pentachloroethane	*101*		*60 - 144*	*11/01/22 13:43*	*11/01/22 17:38*	*1*

Method: MCAWW 300.0-1993 R2.1 - Anions, Ion Chromatography

Analyte	Result	Qualifier	PQL	MDL	Unit	D	Prepared	Analyzed	Dil Fac
Chloride	**53**		0.50	0.20	mg/L			11/10/22 13:31	1

Method: SW846 6020B - Metals (ICP/MS) - Total Recoverable

Analyte	Result	Qualifier	PQL	MDL	Unit	D	Prepared	Analyzed	Dil Fac
Antimony	0.52	U	5.0	0.52	ug/L		10/28/22 13:38	10/31/22 20:01	1
Arsenic	0.86	U	3.0	0.86	ug/L		10/28/22 13:38	10/31/22 20:01	1
Barium	**18**		5.0	0.89	ug/L		10/28/22 13:38	10/31/22 20:01	1
Beryllium	0.20	U	0.50	0.20	ug/L		10/28/22 13:38	10/31/22 20:01	1
Cadmium	0.078	U	0.50	0.078	ug/L		10/28/22 13:38	10/31/22 20:01	1
Chromium	2.6	U	5.0	2.6	ug/L		10/28/22 13:38	10/31/22 20:01	1
Cobalt	0.22	U	0.50	0.22	ug/L		10/28/22 13:38	10/31/22 20:01	1
Copper	**3.1**	**I**	5.0	0.90	ug/L		10/28/22 13:38	10/31/22 20:01	1
Iron	**320**		100	26	ug/L		10/28/22 13:38	10/31/22 20:01	1
Lead	0.34	U	2.5	0.34	ug/L		10/28/22 13:38	10/31/22 20:01	1
Nickel	**2.3**	**I**	5.0	1.8	ug/L		10/28/22 13:38	10/31/22 20:01	1
Selenium	1.2	U	2.5	1.2	ug/L		10/28/22 13:38	10/31/22 20:01	1
Silver	0.39	U	1.0	0.39	ug/L		10/28/22 13:38	10/31/22 20:01	1
Sodium	**27**		0.50	0.20	mg/L		10/28/22 13:38	10/31/22 20:01	1
Thallium	0.26	U	1.0	0.26	ug/L		10/28/22 13:38	10/31/22 20:01	1
Vanadium	1.8	U	10	1.8	ug/L		10/28/22 13:38	10/31/22 20:01	1
Zinc	10	U	20	10	ug/L		10/28/22 13:38	10/31/22 20:01	1

Method: SW846 7470A - Mercury (CVAA)

Analyte	Result	Qualifier	PQL	MDL	Unit	D	Prepared	Analyzed	Dil Fac
Mercury	0.080	U	0.20	0.080	ug/L		10/28/22 16:46	10/31/22 14:47	1

General Chemistry

Analyte	Result	Qualifier	PQL	MDL	Unit	D	Prepared	Analyzed	Dil Fac
Total Dissolved Solids (SM 2540C-2011)	**360**		20	20	mg/L			10/26/22 09:15	1
Ammonia (as N) (MCAWW 350.1-1993 R2.0)	0.10	U	0.25	0.10	mg/L			10/31/22 15:38	1
Nitrate as N (EPA 353.2)	**0.59**		0.10	0.084	mg/L			11/04/22 10:50	1

Client Sample Results

Client: SCS Engineers
Project/Site: Pasco County LF

Job ID: 660-124598-1

Client Sample ID: 2MW-24D

Date Collected: 10/25/22 12:52
Date Received: 10/25/22 16:34

Lab Sample ID: 660-124598-8

Matrix: Water

Method: SW846 8260D - Volatile Organic Compounds by GC/MS

Analyte	Result	Qualifier	PQL	MDL	Unit	D	Prepared	Analyzed	Dil Fac
Acetone	3.7	U	10	3.7	ug/L			10/31/22 16:19	1
Acrylonitrile	5.5	U	20	5.5	ug/L			10/31/22 16:19	1
Benzene	0.27	U	1.0	0.27	ug/L			10/31/22 16:19	1
Bromoform	0.59	U	1.0	0.59	ug/L			10/31/22 16:19	1
Bromomethane	3.7	U	5.0	3.7	ug/L			10/31/22 16:19	1
2-Butanone (MEK)	6.4	U	10	6.4	ug/L			10/31/22 16:19	1
Carbon disulfide	0.43	U	2.0	0.43	ug/L			10/31/22 16:19	1
Carbon tetrachloride	0.30	U	1.0	0.30	ug/L			10/31/22 16:19	1
Chlorobenzene	0.15	U	1.0	0.15	ug/L			10/31/22 16:19	1
Chlorobromomethane	0.34	U	1.0	0.34	ug/L			10/31/22 16:19	1
Chlorodibromomethane	0.39	U	1.0	0.39	ug/L			10/31/22 16:19	1
Chloroethane	4.6	U J3	5.0	4.6	ug/L			10/31/22 16:19	1
Chloroform	0.27	U	1.0	0.27	ug/L			10/31/22 16:19	1
Chloromethane	0.54	U	1.0	0.54	ug/L			10/31/22 16:19	1
cis-1,2-Dichloroethene	0.25	U	1.0	0.25	ug/L			10/31/22 16:19	1
cis-1,3-Dichloropropene	0.26	U	1.0	0.26	ug/L			10/31/22 16:19	1
Dibromomethane	0.34	U	1.0	0.34	ug/L			10/31/22 16:19	1
1,2-Dichlorobenzene	0.31	U	1.0	0.31	ug/L			10/31/22 16:19	1
1,4-Dichlorobenzene	0.31	U	1.0	0.31	ug/L			10/31/22 16:19	1
Dichlorobromomethane	0.25	U	1.0	0.25	ug/L			10/31/22 16:19	1
1,1-Dichloroethane	0.33	U	1.0	0.33	ug/L			10/31/22 16:19	1
1,2-Dichloroethane	0.25	U	1.0	0.25	ug/L			10/31/22 16:19	1
1,1-Dichloroethene	0.33	U	1.0	0.33	ug/L			10/31/22 16:19	1
1,2-Dichloropropane	0.22	U	1.0	0.22	ug/L			10/31/22 16:19	1
Ethylbenzene	0.20	U	1.0	0.20	ug/L			10/31/22 16:19	1
2-Hexanone	3.2	U	10	3.2	ug/L			10/31/22 16:19	1
Iodomethane	3.9	U	10	3.9	ug/L			10/31/22 16:19	1
Methylene Chloride	3.2	U	5.0	3.2	ug/L			10/31/22 16:19	1
4-Methyl-2-pentanone (MIBK)	2.7	U	10	2.7	ug/L			10/31/22 16:19	1
Styrene	0.27	U	1.0	0.27	ug/L			10/31/22 16:19	1
1,1,1,2-Tetrachloroethane	0.36	U	1.0	0.36	ug/L			10/31/22 16:19	1
1,1,2,2-Tetrachloroethane	0.40	U	1.0	0.40	ug/L			10/31/22 16:19	1
Tetrachloroethene	0.35	U	0.50	0.35	ug/L			10/31/22 16:19	1
Toluene	0.25	U	1.0	0.25	ug/L			10/31/22 16:19	1
trans-1,4-Dichloro-2-butene	1.3	U	2.0	1.3	ug/L			10/31/22 16:19	1
trans-1,2-Dichloroethene	0.34	U	1.0	0.34	ug/L			10/31/22 16:19	1
trans-1,3-Dichloropropene	0.23	U	1.0	0.23	ug/L			10/31/22 16:19	1
1,1,1-Trichloroethane	0.21	U	1.0	0.21	ug/L			10/31/22 16:19	1
1,1,2-Trichloroethane	0.32	U	1.0	0.32	ug/L			10/31/22 16:19	1
Trichloroethene	0.20	U	1.0	0.20	ug/L			10/31/22 16:19	1
Trichlorofluoromethane	0.33	U	1.0	0.33	ug/L			10/31/22 16:19	1
1,2,3-Trichloropropane	0.48	U	1.0	0.48	ug/L			10/31/22 16:19	1
Vinyl acetate	0.69	U	2.0	0.69	ug/L			10/31/22 16:19	1
Vinyl chloride	0.40	U J3	1.0	0.40	ug/L			10/31/22 16:19	1
Xylenes, Total	0.23	U	1.0	0.23	ug/L			10/31/22 16:19	1

Surrogate	*%Recovery*	*Qualifier*	*Limits*	*Prepared*	*Analyzed*	*Dil Fac*
4-Bromofluorobenzene (Surr)	*98*		*70 - 130*		*10/31/22 16:19*	*1*
Dibromofluoromethane (Surr)	*103*		*70 - 130*		*10/31/22 16:19*	*1*
1,2-Dichloroethane-d4 (Surr)	*76*		*60 - 124*		*10/31/22 16:19*	*1*

Client Sample Results

Client: SCS Engineers
Project/Site: Pasco County LF

Job ID: 660-124598-1

Client Sample ID: 2MW-24D

Date Collected: 10/25/22 12:52
Date Received: 10/25/22 16:34

Lab Sample ID: 660-124598-8

Matrix: Water

Method: SW846 8260D - Volatile Organic Compounds by GC/MS (Continued)

Surrogate	*%Recovery*	*Qualifier*	*Limits*	*Prepared*	*Analyzed*	*Dil Fac*
Toluene-d8 (Surr)	*110*		*70 - 130*		*10/31/22 16:19*	*1*

Method: SW846 8011 - EDB, DBCP, and 1,2,3-TCP (GC)

Analyte	Result	Qualifier	PQL	MDL	Unit	D	Prepared	Analyzed	Dil Fac
Ethylene Dibromide	0.0051	U	0.018	0.0051	ug/L		11/01/22 13:43	11/01/22 17:47	1
1,2-Dibromo-3-Chloropropane	0.0031	U	0.018	0.0031	ug/L		11/01/22 13:43	11/01/22 17:47	1
1,2,3-Trichloropropane	0.024	U	0.18	0.024	ug/L		11/01/22 13:43	11/01/22 17:47	1

Surrogate	*%Recovery*	*Qualifier*	*Limits*	*Prepared*	*Analyzed*	*Dil Fac*
Pentachloroethane	*105*		*60 - 144*	*11/01/22 13:43*	*11/01/22 17:47*	*1*

Method: MCAWW 300.0-1993 R2.1 - Anions, Ion Chromatography

Analyte	Result	Qualifier	PQL	MDL	Unit	D	Prepared	Analyzed	Dil Fac
Chloride	**49**		0.50	0.20	mg/L			11/10/22 13:44	1

Method: SW846 6020B - Metals (ICP/MS) - Total Recoverable

Analyte	Result	Qualifier	PQL	MDL	Unit	D	Prepared	Analyzed	Dil Fac
Antimony	0.52	U	5.0	0.52	ug/L		10/28/22 08:08	10/28/22 22:26	1
Arsenic	0.86	U	3.0	0.86	ug/L		10/28/22 08:08	10/28/22 22:26	1
Barium	**17**		5.0	0.89	ug/L		10/28/22 08:08	10/28/22 22:26	1
Beryllium	0.20	U	0.50	0.20	ug/L		10/28/22 08:08	10/28/22 22:26	1
Cadmium	0.078	U	0.50	0.078	ug/L		10/28/22 08:08	10/28/22 22:26	1
Chromium	2.6	U	5.0	2.6	ug/L		10/28/22 08:08	10/28/22 22:26	1
Cobalt	0.22	U	0.50	0.22	ug/L		10/28/22 08:08	10/28/22 22:26	1
Copper	0.90	U	5.0	0.90	ug/L		10/28/22 08:08	10/28/22 22:26	1
Iron	26	U	100	26	ug/L		10/28/22 08:08	10/28/22 22:26	1
Lead	0.34	U	2.5	0.34	ug/L		10/28/22 08:08	10/28/22 22:26	1
Nickel	1.8	U	5.0	1.8	ug/L		10/28/22 08:08	10/28/22 22:26	1
Selenium	1.2	U	2.5	1.2	ug/L		10/28/22 08:08	10/28/22 22:26	1
Silver	0.39	U	1.0	0.39	ug/L		10/28/22 08:08	10/28/22 22:26	1
Sodium	**23**		0.50	0.20	mg/L		10/28/22 08:08	10/28/22 22:26	1
Thallium	0.26	U	1.0	0.26	ug/L		10/28/22 08:08	10/28/22 22:26	1
Vanadium	1.8	U	10	1.8	ug/L		10/28/22 08:08	10/28/22 22:26	1
Zinc	10	U	20	10	ug/L		10/28/22 08:08	10/28/22 22:26	1

Method: SW846 7470A - Mercury (CVAA)

Analyte	Result	Qualifier	PQL	MDL	Unit	D	Prepared	Analyzed	Dil Fac
Mercury	0.080	U	0.20	0.080	ug/L		10/28/22 16:46	10/31/22 14:50	1

General Chemistry

Analyte	Result	Qualifier	PQL	MDL	Unit	D	Prepared	Analyzed	Dil Fac
Total Dissolved Solids (SM 2540C-2011)	**340**		20	20	mg/L			10/26/22 09:15	1
Ammonia (as N) (MCAWW 350.1-1993 R2.0)	0.10	U	0.25	0.10	mg/L			10/31/22 15:38	1
Nitrate as N (EPA 353.2)	**1.7**		0.10	0.084	mg/L			11/04/22 10:50	1

Client Sample Results

Client: SCS Engineers
Project/Site: Pasco County LF

Job ID: 660-124598-1

Client Sample ID: 2MW-24S

Date Collected: 10/25/22 13:51
Date Received: 10/25/22 16:34

Lab Sample ID: 660-124598-9

Matrix: Water

Method: SW846 8260D - Volatile Organic Compounds by GC/MS

Analyte	Result	Qualifier	PQL	MDL	Unit	D	Prepared	Analyzed	Dil Fac
Acetone	3.7	U	10	3.7	ug/L			10/31/22 16:44	1
Acrylonitrile	5.5	U	20	5.5	ug/L			10/31/22 16:44	1
Benzene	0.27	U	1.0	0.27	ug/L			10/31/22 16:44	1
Bromoform	0.59	U	1.0	0.59	ug/L			10/31/22 16:44	1
Bromomethane	3.7	U	5.0	3.7	ug/L			10/31/22 16:44	1
2-Butanone (MEK)	6.4	U	10	6.4	ug/L			10/31/22 16:44	1
Carbon disulfide	0.43	U	2.0	0.43	ug/L			10/31/22 16:44	1
Carbon tetrachloride	0.30	U	1.0	0.30	ug/L			10/31/22 16:44	1
Chlorobenzene	0.15	U	1.0	0.15	ug/L			10/31/22 16:44	1
Chlorobromomethane	0.34	U	1.0	0.34	ug/L			10/31/22 16:44	1
Chlorodibromomethane	0.39	U	1.0	0.39	ug/L			10/31/22 16:44	1
Chloroethane	4.6	U J3	5.0	4.6	ug/L			10/31/22 16:44	1
Chloroform	0.27	U	1.0	0.27	ug/L			10/31/22 16:44	1
Chloromethane	0.54	U	1.0	0.54	ug/L			10/31/22 16:44	1
cis-1,2-Dichloroethene	0.25	U	1.0	0.25	ug/L			10/31/22 16:44	1
cis-1,3-Dichloropropene	0.26	U	1.0	0.26	ug/L			10/31/22 16:44	1
Dibromomethane	0.34	U	1.0	0.34	ug/L			10/31/22 16:44	1
1,2-Dichlorobenzene	0.31	U	1.0	0.31	ug/L			10/31/22 16:44	1
1,4-Dichlorobenzene	0.31	U	1.0	0.31	ug/L			10/31/22 16:44	1
Dichlorobromomethane	0.25	U	1.0	0.25	ug/L			10/31/22 16:44	1
1,1-Dichloroethane	0.33	U	1.0	0.33	ug/L			10/31/22 16:44	1
1,2-Dichloroethane	0.25	U	1.0	0.25	ug/L			10/31/22 16:44	1
1,1-Dichloroethene	0.33	U	1.0	0.33	ug/L			10/31/22 16:44	1
1,2-Dichloropropane	0.22	U	1.0	0.22	ug/L			10/31/22 16:44	1
Ethylbenzene	0.20	U	1.0	0.20	ug/L			10/31/22 16:44	1
2-Hexanone	3.2	U	10	3.2	ug/L			10/31/22 16:44	1
Iodomethane	3.9	U	10	3.9	ug/L			10/31/22 16:44	1
Methylene Chloride	3.2	U	5.0	3.2	ug/L			10/31/22 16:44	1
4-Methyl-2-pentanone (MIBK)	2.7	U	10	2.7	ug/L			10/31/22 16:44	1
Styrene	0.27	U	1.0	0.27	ug/L			10/31/22 16:44	1
1,1,1,2-Tetrachloroethane	0.36	U	1.0	0.36	ug/L			10/31/22 16:44	1
1,1,2,2-Tetrachloroethane	0.40	U	1.0	0.40	ug/L			10/31/22 16:44	1
Tetrachloroethene	0.35	U	0.50	0.35	ug/L			10/31/22 16:44	1
Toluene	0.25	U	1.0	0.25	ug/L			10/31/22 16:44	1
trans-1,4-Dichloro-2-butene	1.3	U	2.0	1.3	ug/L			10/31/22 16:44	1
trans-1,2-Dichloroethene	0.34	U	1.0	0.34	ug/L			10/31/22 16:44	1
trans-1,3-Dichloropropene	0.23	U	1.0	0.23	ug/L			10/31/22 16:44	1
1,1,1-Trichloroethane	0.21	U	1.0	0.21	ug/L			10/31/22 16:44	1
1,1,2-Trichloroethane	0.32	U	1.0	0.32	ug/L			10/31/22 16:44	1
Trichloroethene	0.20	U	1.0	0.20	ug/L			10/31/22 16:44	1
Trichlorofluoromethane	0.33	U	1.0	0.33	ug/L			10/31/22 16:44	1
1,2,3-Trichloropropane	0.48	U	1.0	0.48	ug/L			10/31/22 16:44	1
Vinyl acetate	0.69	U	2.0	0.69	ug/L			10/31/22 16:44	1
Vinyl chloride	0.40	U	1.0	0.40	ug/L			10/31/22 16:44	1
Xylenes, Total	0.23	U	1.0	0.23	ug/L			10/31/22 16:44	1

Surrogate	*%Recovery*	*Qualifier*	*Limits*	*Prepared*	*Analyzed*	*Dil Fac*
4-Bromofluorobenzene (Surr)	*99*		*70 - 130*		*10/31/22 16:44*	*1*
Dibromofluoromethane (Surr)	*102*		*70 - 130*		*10/31/22 16:44*	*1*
1,2-Dichloroethane-d4 (Surr)	*91*		*60 - 124*		*10/31/22 16:44*	*1*

Client Sample Results

Client: SCS Engineers
Project/Site: Pasco County LF

Job ID: 660-124598-1

Client Sample ID: 2MW-24S

Date Collected: 10/25/22 13:51
Date Received: 10/25/22 16:34

Lab Sample ID: 660-124598-9

Matrix: Water

Method: SW846 8260D - Volatile Organic Compounds by GC/MS (Continued)

Surrogate	*%Recovery*	*Qualifier*	*Limits*	*Prepared*	*Analyzed*	*Dil Fac*
Toluene-d8 (Surr)	*104*		*70 - 130*		*10/31/22 16:44*	*1*

Method: SW846 8011 - EDB, DBCP, and 1,2,3-TCP (GC)

Analyte	Result	Qualifier	PQL	MDL	Unit	D	Prepared	Analyzed	Dil Fac
Ethylene Dibromide	0.0051	U	0.018	0.0051	ug/L		11/01/22 13:43	11/01/22 17:57	1
1,2-Dibromo-3-Chloropropane	0.0030	U	0.018	0.0030	ug/L		11/01/22 13:43	11/01/22 17:57	1
1,2,3-Trichloropropane	0.024	U	0.18	0.024	ug/L		11/01/22 13:43	11/01/22 17:57	1

Surrogate	*%Recovery*	*Qualifier*	*Limits*	*Prepared*	*Analyzed*	*Dil Fac*
Pentachloroethane	*107*		*60 - 144*	*11/01/22 13:43*	*11/01/22 17:57*	*1*

Method: MCAWW 300.0-1993 R2.1 - Anions, Ion Chromatography

Analyte	Result	Qualifier	PQL	MDL	Unit	D	Prepared	Analyzed	Dil Fac
Chloride	**29**		0.50	0.20	mg/L			11/10/22 13:58	1

Method: SW846 6020B - Metals (ICP/MS) - Total Recoverable

Analyte	Result	Qualifier	PQL	MDL	Unit	D	Prepared	Analyzed	Dil Fac
Antimony	0.52	U	5.0	0.52	ug/L		10/28/22 09:43	10/31/22 18:42	1
Arsenic	0.86	U	3.0	0.86	ug/L		10/28/22 09:43	10/31/22 18:42	1
Barium	**24**		5.0	0.89	ug/L		10/28/22 09:43	10/31/22 18:42	1
Beryllium	0.20	U	0.50	0.20	ug/L		10/28/22 09:43	10/31/22 18:42	1
Cadmium	**0.16**	**I**	0.50	0.078	ug/L		10/28/22 09:43	10/31/22 18:42	1
Chromium	2.6	U	5.0	2.6	ug/L		10/28/22 09:43	10/31/22 18:42	1
Cobalt	**0.44**	**I**	0.50	0.22	ug/L		10/28/22 09:43	10/31/22 18:42	1
Copper	0.90	U	5.0	0.90	ug/L		10/28/22 09:43	10/31/22 18:42	1
Iron	**59**	**I**	100	26	ug/L		10/28/22 09:43	10/31/22 18:42	1
Lead	0.34	U	2.5	0.34	ug/L		10/28/22 09:43	10/31/22 18:42	1
Nickel	1.8	U	5.0	1.8	ug/L		10/28/22 09:43	10/31/22 18:42	1
Selenium	1.2	U	2.5	1.2	ug/L		10/28/22 09:43	10/31/22 18:42	1
Silver	0.39	U	1.0	0.39	ug/L		10/28/22 09:43	10/31/22 18:42	1
Sodium	**12**	**J3**	0.50	0.20	mg/L		10/28/22 09:43	10/31/22 18:42	1
Thallium	0.26	U	1.0	0.26	ug/L		10/28/22 09:43	10/31/22 18:42	1
Vanadium	1.8	U	10	1.8	ug/L		10/28/22 09:43	10/31/22 18:42	1
Zinc	10	U	20	10	ug/L		10/28/22 09:43	10/31/22 18:42	1

Method: SW846 7470A - Mercury (CVAA)

Analyte	Result	Qualifier	PQL	MDL	Unit	D	Prepared	Analyzed	Dil Fac
Mercury	0.080	U	0.20	0.080	ug/L		10/28/22 16:46	10/31/22 14:52	1

General Chemistry

Analyte	Result	Qualifier	PQL	MDL	Unit	D	Prepared	Analyzed	Dil Fac
Total Dissolved Solids (SM 2540C-2011)	**310**		20	20	mg/L			10/26/22 09:15	1
Ammonia (as N) (MCAWW 350.1-1993 R2.0)	0.10	U	0.25	0.10	mg/L			10/31/22 15:43	1
Nitrate as N (EPA 353.2)	**2.0**		0.10	0.084	mg/L			11/04/22 10:50	1

Client Sample Results

Client: SCS Engineers
Project/Site: Pasco County LF

Job ID: 660-124598-1

Client Sample ID: 2MW-25D

Date Collected: 10/25/22 15:03
Date Received: 10/25/22 16:34

Lab Sample ID: 660-124598-10

Matrix: Water

Method: SW846 8260D - Volatile Organic Compounds by GC/MS

Analyte	Result	Qualifier	PQL	MDL	Unit	D	Prepared	Analyzed	Dil Fac
Acetone	3.7	U	10	3.7	ug/L			10/31/22 15:21	1
Acrylonitrile	5.5	U	20	5.5	ug/L			10/31/22 15:21	1
Benzene	0.27	U	1.0	0.27	ug/L			10/31/22 15:21	1
Bromoform	0.59	U	1.0	0.59	ug/L			10/31/22 15:21	1
Bromomethane	3.7	U	5.0	3.7	ug/L			10/31/22 15:21	1
2-Butanone (MEK)	6.4	U	10	6.4	ug/L			10/31/22 15:21	1
Carbon disulfide	0.43	U	2.0	0.43	ug/L			10/31/22 15:21	1
Carbon tetrachloride	0.30	U	1.0	0.30	ug/L			10/31/22 15:21	1
Chlorobenzene	0.15	U	1.0	0.15	ug/L			10/31/22 15:21	1
Chlorobromomethane	0.34	U	1.0	0.34	ug/L			10/31/22 15:21	1
Chlorodibromomethane	0.39	U	1.0	0.39	ug/L			10/31/22 15:21	1
Chloroethane	4.6	U J3	5.0	4.6	ug/L			10/31/22 15:21	1
Chloroform	0.27	U	1.0	0.27	ug/L			10/31/22 15:21	1
Chloromethane	0.54	U	1.0	0.54	ug/L			10/31/22 15:21	1
cis-1,2-Dichloroethene	0.25	U	1.0	0.25	ug/L			10/31/22 15:21	1
cis-1,3-Dichloropropene	0.26	U	1.0	0.26	ug/L			10/31/22 15:21	1
Dibromomethane	0.34	U	1.0	0.34	ug/L			10/31/22 15:21	1
1,2-Dichlorobenzene	0.31	U	1.0	0.31	ug/L			10/31/22 15:21	1
1,4-Dichlorobenzene	0.31	U	1.0	0.31	ug/L			10/31/22 15:21	1
Dichlorobromomethane	0.25	U	1.0	0.25	ug/L			10/31/22 15:21	1
1,1-Dichloroethane	0.33	U	1.0	0.33	ug/L			10/31/22 15:21	1
1,2-Dichloroethane	0.25	U	1.0	0.25	ug/L			10/31/22 15:21	1
1,1-Dichloroethene	0.33	U	1.0	0.33	ug/L			10/31/22 15:21	1
1,2-Dichloropropane	0.22	U	1.0	0.22	ug/L			10/31/22 15:21	1
Ethylbenzene	0.20	U	1.0	0.20	ug/L			10/31/22 15:21	1
2-Hexanone	3.2	U	10	3.2	ug/L			10/31/22 15:21	1
Iodomethane	3.9	U	10	3.9	ug/L			10/31/22 15:21	1
Methylene Chloride	3.2	U	5.0	3.2	ug/L			10/31/22 15:21	1
4-Methyl-2-pentanone (MIBK)	2.7	U	10	2.7	ug/L			10/31/22 15:21	1
Styrene	0.27	U	1.0	0.27	ug/L			10/31/22 15:21	1
1,1,1,2-Tetrachloroethane	0.36	U	1.0	0.36	ug/L			10/31/22 15:21	1
1,1,2,2-Tetrachloroethane	0.40	U	1.0	0.40	ug/L			10/31/22 15:21	1
Tetrachloroethene	0.35	U	0.50	0.35	ug/L			10/31/22 15:21	1
Toluene	0.25	U	1.0	0.25	ug/L			10/31/22 15:21	1
trans-1,4-Dichloro-2-butene	1.3	U	2.0	1.3	ug/L			10/31/22 15:21	1
trans-1,2-Dichloroethene	0.34	U	1.0	0.34	ug/L			10/31/22 15:21	1
trans-1,3-Dichloropropene	0.23	U	1.0	0.23	ug/L			10/31/22 15:21	1
1,1,1-Trichloroethane	0.21	U	1.0	0.21	ug/L			10/31/22 15:21	1
1,1,2-Trichloroethane	0.32	U	1.0	0.32	ug/L			10/31/22 15:21	1
Trichloroethene	0.20	U	1.0	0.20	ug/L			10/31/22 15:21	1
Trichlorofluoromethane	0.33	U	1.0	0.33	ug/L			10/31/22 15:21	1
1,2,3-Trichloropropane	0.48	U	1.0	0.48	ug/L			10/31/22 15:21	1
Vinyl acetate	0.69	U	2.0	0.69	ug/L			10/31/22 15:21	1
Vinyl chloride	0.40	U J3	1.0	0.40	ug/L			10/31/22 15:21	1
Xylenes, Total	0.23	U	1.0	0.23	ug/L			10/31/22 15:21	1

Surrogate	*%Recovery*	*Qualifier*	*Limits*	*Prepared*	*Analyzed*	*Dil Fac*
4-Bromofluorobenzene (Surr)	*97*		*70 - 130*		*10/31/22 15:21*	*1*
Dibromofluoromethane (Surr)	*104*		*70 - 130*		*10/31/22 15:21*	*1*
1,2-Dichloroethane-d4 (Surr)	*77*		*60 - 124*		*10/31/22 15:21*	*1*

Client Sample Results

Client: SCS Engineers
Project/Site: Pasco County LF

Job ID: 660-124598-1

Client Sample ID: 2MW-25D

Date Collected: 10/25/22 15:03
Date Received: 10/25/22 16:34

Lab Sample ID: 660-124598-10

Matrix: Water

Method: SW846 8260D - Volatile Organic Compounds by GC/MS (Continued)

Surrogate	*%Recovery*	*Qualifier*	*Limits*	*Prepared*	*Analyzed*	*Dil Fac*
Toluene-d8 (Surr)	*110*		*70 - 130*		*10/31/22 15:21*	*1*

Method: SW846 8011 - EDB, DBCP, and 1,2,3-TCP (GC)

Analyte	Result	Qualifier	PQL	MDL	Unit	D	Prepared	Analyzed	Dil Fac
Ethylene Dibromide	0.0051	U	0.018	0.0051	ug/L		11/01/22 13:43	11/01/22 18:07	1
1,2-Dibromo-3-Chloropropane	0.0030	U	0.018	0.0030	ug/L		11/01/22 13:43	11/01/22 18:07	1
1,2,3-Trichloropropane	0.024	U	0.18	0.024	ug/L		11/01/22 13:43	11/01/22 18:07	1

Surrogate	*%Recovery*	*Qualifier*	*Limits*	*Prepared*	*Analyzed*	*Dil Fac*
Pentachloroethane	*103*		*60 - 144*	*11/01/22 13:43*	*11/01/22 18:07*	*1*

Method: MCAWW 300.0-1993 R2.1 - Anions, Ion Chromatography

Analyte	Result	Qualifier	PQL	MDL	Unit	D	Prepared	Analyzed	Dil Fac
Chloride	**61**		0.50	0.20	mg/L			11/10/22 14:11	1

Method: SW846 6020B - Metals (ICP/MS) - Total Recoverable

Analyte	Result	Qualifier	PQL	MDL	Unit	D	Prepared	Analyzed	Dil Fac
Antimony	0.52	U	5.0	0.52	ug/L		10/28/22 13:38	10/31/22 19:50	1
Arsenic	0.86	U	3.0	0.86	ug/L		10/28/22 13:38	10/31/22 19:50	1
Barium	**20**		5.0	0.89	ug/L		10/28/22 13:38	10/31/22 19:50	1
Beryllium	0.20	U	0.50	0.20	ug/L		10/28/22 13:38	10/31/22 19:50	1
Cadmium	**0.080**	**I**	0.50	0.078	ug/L		10/28/22 13:38	10/31/22 19:50	1
Chromium	2.6	U	5.0	2.6	ug/L		10/28/22 13:38	10/31/22 19:50	1
Cobalt	0.22	U	0.50	0.22	ug/L		10/28/22 13:38	10/31/22 19:50	1
Copper	0.90	U	5.0	0.90	ug/L		10/28/22 13:38	10/31/22 19:50	1
Iron	26	U	100	26	ug/L		10/28/22 13:38	10/31/22 19:50	1
Lead	0.34	U	2.5	0.34	ug/L		10/28/22 13:38	10/31/22 19:50	1
Nickel	**1.9**	**I**	5.0	1.8	ug/L		10/28/22 13:38	10/31/22 19:50	1
Selenium	1.2	U	2.5	1.2	ug/L		10/28/22 13:38	10/31/22 19:50	1
Silver	0.39	U	1.0	0.39	ug/L		10/28/22 13:38	10/31/22 19:50	1
Sodium	**31**		0.50	0.20	mg/L		10/28/22 13:38	10/31/22 19:50	1
Thallium	0.26	U	1.0	0.26	ug/L		10/28/22 13:38	10/31/22 19:50	1
Vanadium	1.8	U	10	1.8	ug/L		10/28/22 13:38	10/31/22 19:50	1
Zinc	10	U	20	10	ug/L		10/28/22 13:38	10/31/22 19:50	1

Method: SW846 7470A - Mercury (CVAA)

Analyte	Result	Qualifier	PQL	MDL	Unit	D	Prepared	Analyzed	Dil Fac
Mercury	0.080	U	0.20	0.080	ug/L		10/28/22 16:46	10/31/22 14:55	1

General Chemistry

Analyte	Result	Qualifier	PQL	MDL	Unit	D	Prepared	Analyzed	Dil Fac
Total Dissolved Solids (SM 2540C-2011)	**400**		20	20	mg/L			10/26/22 09:15	1
Ammonia (as N) (MCAWW 350.1-1993 R2.0)	0.10	U	0.25	0.10	mg/L			10/31/22 15:43	1
Nitrate as N (EPA 353.2)	**1.5**		0.10	0.084	mg/L			11/04/22 10:50	1

Client Sample Results

Client: SCS Engineers
Project/Site: Pasco County LF

Job ID: 660-124598-1

Client Sample ID: 2MW-17S

Date Collected: 10/26/22 09:40
Date Received: 10/26/22 16:40

Lab Sample ID: 660-124642-1

Matrix: Water

Method: SW846 8260D - Volatile Organic Compounds by GC/MS

Analyte	Result	Qualifier	PQL	MDL	Unit	D	Prepared	Analyzed	Dil Fac
Acetone	3.7	U J3	10	3.7	ug/L			11/01/22 14:37	1
Acrylonitrile	5.5	U J3	20	5.5	ug/L			11/01/22 14:37	1
Benzene	0.27	U	1.0	0.27	ug/L			11/01/22 14:37	1
Bromoform	0.59	U	1.0	0.59	ug/L			11/01/22 14:37	1
Bromomethane	3.7	U	5.0	3.7	ug/L			11/01/22 14:37	1
2-Butanone (MEK)	6.4	U	10	6.4	ug/L			11/01/22 14:37	1
Carbon disulfide	0.43	U J3	2.0	0.43	ug/L			11/01/22 14:37	1
Carbon tetrachloride	0.30	U J3	1.0	0.30	ug/L			11/01/22 14:37	1
Chlorobenzene	0.15	U	1.0	0.15	ug/L			11/01/22 14:37	1
Chlorobromomethane	0.34	U	1.0	0.34	ug/L			11/01/22 14:37	1
Chlorodibromomethane	0.39	U J3	1.0	0.39	ug/L			11/01/22 14:37	1
Chloroethane	4.6	U	5.0	4.6	ug/L			11/01/22 14:37	1
Chloroform	0.27	U	1.0	0.27	ug/L			11/01/22 14:37	1
Chloromethane	0.54	U	1.0	0.54	ug/L			11/01/22 14:37	1
cis-1,2-Dichloroethene	0.25	U	1.0	0.25	ug/L			11/01/22 14:37	1
cis-1,3-Dichloropropene	0.26	U	1.0	0.26	ug/L			11/01/22 14:37	1
Dibromomethane	0.34	U	1.0	0.34	ug/L			11/01/22 14:37	1
1,2-Dichlorobenzene	0.31	U	1.0	0.31	ug/L			11/01/22 14:37	1
1,4-Dichlorobenzene	0.31	U	1.0	0.31	ug/L			11/01/22 14:37	1
Dichlorobromomethane	0.25	U	1.0	0.25	ug/L			11/01/22 14:37	1
1,1-Dichloroethane	0.33	U	1.0	0.33	ug/L			11/01/22 14:37	1
1,2-Dichloroethane	0.25	U	1.0	0.25	ug/L			11/01/22 14:37	1
1,1-Dichloroethene	0.33	U J3	1.0	0.33	ug/L			11/01/22 14:37	1
1,2-Dichloropropane	0.22	U	1.0	0.22	ug/L			11/01/22 14:37	1
Ethylbenzene	0.20	U	1.0	0.20	ug/L			11/01/22 14:37	1
2-Hexanone	3.2	U J3	10	3.2	ug/L			11/01/22 14:37	1
Iodomethane	3.9	U	10	3.9	ug/L			11/01/22 14:37	1
Methylene Chloride	3.2	U	5.0	3.2	ug/L			11/01/22 14:37	1
4-Methyl-2-pentanone (MIBK)	2.7	U J3	10	2.7	ug/L			11/01/22 14:37	1
Styrene	0.27	U	1.0	0.27	ug/L			11/01/22 14:37	1
1,1,1,2-Tetrachloroethane	0.36	U	1.0	0.36	ug/L			11/01/22 14:37	1
1,1,2,2-Tetrachloroethane	0.40	U	1.0	0.40	ug/L			11/01/22 14:37	1
Tetrachloroethene	0.35	U	0.50	0.35	ug/L			11/01/22 14:37	1
Toluene	0.25	U	1.0	0.25	ug/L			11/01/22 14:37	1
trans-1,4-Dichloro-2-butene	1.3	U	2.0	1.3	ug/L			11/01/22 14:37	1
trans-1,2-Dichloroethene	0.34	U	1.0	0.34	ug/L			11/01/22 14:37	1
trans-1,3-Dichloropropene	0.23	U	1.0	0.23	ug/L			11/01/22 14:37	1
1,1,1-Trichloroethane	0.21	U J3	1.0	0.21	ug/L			11/01/22 14:37	1
1,1,2-Trichloroethane	0.32	U	1.0	0.32	ug/L			11/01/22 14:37	1
Trichloroethene	0.20	U	1.0	0.20	ug/L			11/01/22 14:37	1
Trichlorofluoromethane	0.33	U J3	1.0	0.33	ug/L			11/01/22 14:37	1
1,2,3-Trichloropropane	0.48	U	1.0	0.48	ug/L			11/01/22 14:37	1
Vinyl acetate	0.69	U	2.0	0.69	ug/L			11/01/22 14:37	1
Vinyl chloride	0.40	U	1.0	0.40	ug/L			11/01/22 14:37	1
Xylenes, Total	0.23	U	1.0	0.23	ug/L			11/01/22 14:37	1

Surrogate	*%Recovery*	*Qualifier*	*Limits*	*Prepared*	*Analyzed*	*Dil Fac*
4-Bromofluorobenzene (Surr)	*89*		*70 - 130*		*11/01/22 14:37*	*1*
Dibromofluoromethane (Surr)	*113*		*70 - 130*		*11/01/22 14:37*	*1*
1,2-Dichloroethane-d4 (Surr)	*118*		*60 - 124*		*11/01/22 14:37*	*1*

Client Sample Results

Client: SCS Engineers
Project/Site: Pasco County LF

Job ID: 660-124598-1

Client Sample ID: 2MW-17S

Date Collected: 10/26/22 09:40
Date Received: 10/26/22 16:40

Lab Sample ID: 660-124642-1

Matrix: Water

Method: SW846 8260D - Volatile Organic Compounds by GC/MS (Continued)

Surrogate	*%Recovery*	*Qualifier*	*Limits*	*Prepared*	*Analyzed*	*Dil Fac*
Toluene-d8 (Surr)	*108*		*70 - 130*		*11/01/22 14:37*	*1*

Method: SW846 8011 - EDB, DBCP, and 1,2,3-TCP (GC)

Analyte	Result	Qualifier	PQL	MDL	Unit	D	Prepared	Analyzed	Dil Fac
Ethylene Dibromide	0.0051	U	0.018	0.0051	ug/L		11/01/22 13:43	11/01/22 18:46	1
1,2-Dibromo-3-Chloropropane	0.0031	U	0.018	0.0031	ug/L		11/01/22 13:43	11/01/22 18:46	1
1,2,3-Trichloropropane	0.024	U	0.18	0.024	ug/L		11/01/22 13:43	11/01/22 18:46	1

Surrogate	*%Recovery*	*Qualifier*	*Limits*	*Prepared*	*Analyzed*	*Dil Fac*
Pentachloroethane	*104*		*60 - 144*	*11/01/22 13:43*	*11/01/22 18:46*	*1*

Method: MCAWW 300.0-1993 R2.1 - Anions, Ion Chromatography

Analyte	Result	Qualifier	PQL	MDL	Unit	D	Prepared	Analyzed	Dil Fac
Chloride	**20**		0.50	0.20	mg/L			11/09/22 14:17	1

Method: SW846 6020B - Metals (ICP/MS) - Total Recoverable

Analyte	Result	Qualifier	PQL	MDL	Unit	D	Prepared	Analyzed	Dil Fac
Antimony	0.52	U	5.0	0.52	ug/L		10/31/22 12:53	11/01/22 19:38	1
Arsenic	0.86	U	3.0	0.86	ug/L		10/31/22 12:53	11/01/22 19:38	1
Barium	**17**		5.0	0.89	ug/L		10/31/22 12:53	11/01/22 19:38	1
Beryllium	**0.42**	**I**	0.50	0.20	ug/L		10/31/22 12:53	11/01/22 19:38	1
Cadmium	**0.35**	**I**	0.50	0.078	ug/L		10/31/22 12:53	11/01/22 19:38	1
Chromium	**4.4**	**I**	5.0	2.6	ug/L		10/31/22 12:53	11/01/22 19:38	1
Cobalt	**1.1**		0.50	0.22	ug/L		10/31/22 12:53	11/01/22 19:38	1
Copper	**1.3**	**I**	5.0	0.90	ug/L		10/31/22 12:53	11/01/22 19:38	1
Iron	**640**		100	26	ug/L		10/31/22 12:53	11/01/22 19:38	1
Lead	**2.0**	**I**	2.5	0.34	ug/L		10/31/22 12:53	11/01/22 19:38	1
Nickel	1.8	U	5.0	1.8	ug/L		10/31/22 12:53	11/01/22 19:38	1
Selenium	1.2	U	2.5	1.2	ug/L		10/31/22 12:53	11/01/22 19:38	1
Silver	0.39	U	1.0	0.39	ug/L		10/31/22 12:53	11/01/22 19:38	1
Sodium	**5.6**		0.50	0.20	mg/L		10/31/22 12:53	11/01/22 19:38	1
Thallium	0.26	U	1.0	0.26	ug/L		10/31/22 12:53	11/01/22 19:38	1
Vanadium	**8.1**	**I**	10	1.8	ug/L		10/31/22 12:53	11/01/22 19:38	1
Zinc	10	U	20	10	ug/L		10/31/22 12:53	11/01/22 19:38	1

Method: SW846 7470A - Mercury (CVAA)

Analyte	Result	Qualifier	PQL	MDL	Unit	D	Prepared	Analyzed	Dil Fac
Mercury	**0.32**		0.20	0.080	ug/L		10/31/22 16:05	11/01/22 13:44	1

General Chemistry

Analyte	Result	Qualifier	PQL	MDL	Unit	D	Prepared	Analyzed	Dil Fac
Total Dissolved Solids (SM 2540C-2011)	**260**		20	20	mg/L			10/28/22 10:16	1
Ammonia (as N) (MCAWW 350.1-1993 R2.0)	0.10	U J3	0.25	0.10	mg/L			10/31/22 14:49	1
Nitrate as N (EPA 353.2)	**3.2**		0.10	0.084	mg/L			11/04/22 10:50	1

Client Sample Results

Client: SCS Engineers
Project/Site: Pasco County LF

Job ID: 660-124598-1

Client Sample ID: 2MW-19D

Lab Sample ID: 660-124642-2

Date Collected: 10/26/22 10:40
Date Received: 10/26/22 16:40

Matrix: Water

Method: SW846 8260D - Volatile Organic Compounds by GC/MS

Analyte	Result	Qualifier	PQL	MDL	Unit	D	Prepared	Analyzed	Dil Fac
Acetone	3.7	U J3	10	3.7	ug/L			11/01/22 15:02	1
Acrylonitrile	5.5	U J3	20	5.5	ug/L			11/01/22 15:02	1
Benzene	0.27	U	1.0	0.27	ug/L			11/01/22 15:02	1
Bromoform	0.59	U	1.0	0.59	ug/L			11/01/22 15:02	1
Bromomethane	3.7	U	5.0	3.7	ug/L			11/01/22 15:02	1
2-Butanone (MEK)	6.4	U	10	6.4	ug/L			11/01/22 15:02	1
Carbon disulfide	0.43	U J3	2.0	0.43	ug/L			11/01/22 15:02	1
Carbon tetrachloride	0.30	U J3	1.0	0.30	ug/L			11/01/22 15:02	1
Chlorobenzene	0.15	U	1.0	0.15	ug/L			11/01/22 15:02	1
Chlorobromomethane	0.34	U	1.0	0.34	ug/L			11/01/22 15:02	1
Chlorodibromomethane	0.39	U J3	1.0	0.39	ug/L			11/01/22 15:02	1
Chloroethane	4.6	U	5.0	4.6	ug/L			11/01/22 15:02	1
Chloroform	0.27	U	1.0	0.27	ug/L			11/01/22 15:02	1
Chloromethane	0.54	U	1.0	0.54	ug/L			11/01/22 15:02	1
cis-1,2-Dichloroethene	0.25	U	1.0	0.25	ug/L			11/01/22 15:02	1
cis-1,3-Dichloropropene	0.26	U	1.0	0.26	ug/L			11/01/22 15:02	1
Dibromomethane	0.34	U	1.0	0.34	ug/L			11/01/22 15:02	1
1,2-Dichlorobenzene	0.31	U	1.0	0.31	ug/L			11/01/22 15:02	1
1,4-Dichlorobenzene	0.31	U	1.0	0.31	ug/L			11/01/22 15:02	1
Dichlorobromomethane	0.25	U	1.0	0.25	ug/L			11/01/22 15:02	1
1,1-Dichloroethane	0.33	U	1.0	0.33	ug/L			11/01/22 15:02	1
1,2-Dichloroethane	0.25	U	1.0	0.25	ug/L			11/01/22 15:02	1
1,1-Dichloroethene	0.33	U J3	1.0	0.33	ug/L			11/01/22 15:02	1
1,2-Dichloropropane	0.22	U	1.0	0.22	ug/L			11/01/22 15:02	1
Ethylbenzene	0.20	U	1.0	0.20	ug/L			11/01/22 15:02	1
2-Hexanone	3.2	U J3	10	3.2	ug/L			11/01/22 15:02	1
Iodomethane	3.9	U	10	3.9	ug/L			11/01/22 15:02	1
Methylene Chloride	3.2	U	5.0	3.2	ug/L			11/01/22 15:02	1
4-Methyl-2-pentanone (MIBK)	2.7	U J3	10	2.7	ug/L			11/01/22 15:02	1
Styrene	0.27	U	1.0	0.27	ug/L			11/01/22 15:02	1
1,1,1,2-Tetrachloroethane	0.36	U	1.0	0.36	ug/L			11/01/22 15:02	1
1,1,2,2-Tetrachloroethane	0.40	U	1.0	0.40	ug/L			11/01/22 15:02	1
Tetrachloroethene	0.35	U	0.50	0.35	ug/L			11/01/22 15:02	1
Toluene	0.25	U	1.0	0.25	ug/L			11/01/22 15:02	1
trans-1,4-Dichloro-2-butene	1.3	U	2.0	1.3	ug/L			11/01/22 15:02	1
trans-1,2-Dichloroethene	0.34	U	1.0	0.34	ug/L			11/01/22 15:02	1
trans-1,3-Dichloropropene	0.23	U	1.0	0.23	ug/L			11/01/22 15:02	1
1,1,1-Trichloroethane	0.21	U J3	1.0	0.21	ug/L			11/01/22 15:02	1
1,1,2-Trichloroethane	0.32	U	1.0	0.32	ug/L			11/01/22 15:02	1
Trichloroethene	0.20	U	1.0	0.20	ug/L			11/01/22 15:02	1
Trichlorofluoromethane	0.33	U J3	1.0	0.33	ug/L			11/01/22 15:02	1
1,2,3-Trichloropropane	0.48	U	1.0	0.48	ug/L			11/01/22 15:02	1
Vinyl acetate	0.69	U	2.0	0.69	ug/L			11/01/22 15:02	1
Vinyl chloride	0.40	U	1.0	0.40	ug/L			11/01/22 15:02	1
Xylenes, Total	0.23	U	1.0	0.23	ug/L			11/01/22 15:02	1

Surrogate	*%Recovery*	*Qualifier*	*Limits*	*Prepared*	*Analyzed*	*Dil Fac*
4-Bromofluorobenzene (Surr)	*89*		*70 - 130*		*11/01/22 15:02*	*1*
Dibromofluoromethane (Surr)	*111*		*70 - 130*		*11/01/22 15:02*	*1*
1,2-Dichloroethane-d4 (Surr)	*114*		*60 - 124*		*11/01/22 15:02*	*1*

Client Sample Results

Client: SCS Engineers
Project/Site: Pasco County LF

Job ID: 660-124598-1

Client Sample ID: 2MW-19D

Date Collected: 10/26/22 10:40
Date Received: 10/26/22 16:40

Lab Sample ID: 660-124642-2

Matrix: Water

Method: SW846 8260D - Volatile Organic Compounds by GC/MS (Continued)

Surrogate	*%Recovery*	*Qualifier*	*Limits*	*Prepared*	*Analyzed*	*Dil Fac*
Toluene-d8 (Surr)	*108*		*70 - 130*		*11/01/22 15:02*	*1*

Method: SW846 8011 - EDB, DBCP, and 1,2,3-TCP (GC)

Analyte	Result	Qualifier	PQL	MDL	Unit	D	Prepared	Analyzed	Dil Fac
Ethylene Dibromide	0.0049	U	0.018	0.0049	ug/L		11/01/22 13:43	11/01/22 18:56	1
1,2-Dibromo-3-Chloropropane	0.0030	U	0.018	0.0030	ug/L		11/01/22 13:43	11/01/22 18:56	1
1,2,3-Trichloropropane	0.024	U	0.18	0.024	ug/L		11/01/22 13:43	11/01/22 18:56	1

Surrogate	*%Recovery*	*Qualifier*	*Limits*	*Prepared*	*Analyzed*	*Dil Fac*
Pentachloroethane	*113*		*60 - 144*	*11/01/22 13:43*	*11/01/22 18:56*	*1*

Method: MCAWW 300.0-1993 R2.1 - Anions, Ion Chromatography

Analyte	Result	Qualifier	PQL	MDL	Unit	D	Prepared	Analyzed	Dil Fac
Chloride	**18**		0.50	0.20	mg/L			11/09/22 14:30	1

Method: SW846 6020B - Metals (ICP/MS) - Total Recoverable

Analyte	Result	Qualifier	PQL	MDL	Unit	D	Prepared	Analyzed	Dil Fac
Antimony	0.52	U	5.0	0.52	ug/L		10/31/22 12:53	11/01/22 19:46	1
Arsenic	0.86	U	3.0	0.86	ug/L		10/31/22 12:53	11/01/22 19:46	1
Barium	**10**		5.0	0.89	ug/L		10/31/22 12:53	11/01/22 19:46	1
Beryllium	0.20	U	0.50	0.20	ug/L		10/31/22 12:53	11/01/22 19:46	1
Cadmium	0.078	U	0.50	0.078	ug/L		10/31/22 12:53	11/01/22 19:46	1
Chromium	2.6	U	5.0	2.6	ug/L		10/31/22 12:53	11/01/22 19:46	1
Cobalt	0.22	U	0.50	0.22	ug/L		10/31/22 12:53	11/01/22 19:46	1
Copper	0.90	U	5.0	0.90	ug/L		10/31/22 12:53	11/01/22 19:46	1
Iron	26	U	100	26	ug/L		10/31/22 12:53	11/01/22 19:46	1
Lead	0.34	U	2.5	0.34	ug/L		10/31/22 12:53	11/01/22 19:46	1
Nickel	1.8	U	5.0	1.8	ug/L		10/31/22 12:53	11/01/22 19:46	1
Selenium	1.2	U	2.5	1.2	ug/L		10/31/22 12:53	11/01/22 19:46	1
Silver	0.39	U	1.0	0.39	ug/L		10/31/22 12:53	11/01/22 19:46	1
Sodium	**6.8**		0.50	0.20	mg/L		10/31/22 12:53	11/01/22 19:46	1
Thallium	0.26	U	1.0	0.26	ug/L		10/31/22 12:53	11/01/22 19:46	1
Vanadium	**1.9**	**I**	10	1.8	ug/L		10/31/22 12:53	11/01/22 19:46	1
Zinc	10	U	20	10	ug/L		10/31/22 12:53	11/01/22 19:46	1

Method: SW846 7470A - Mercury (CVAA)

Analyte	Result	Qualifier	PQL	MDL	Unit	D	Prepared	Analyzed	Dil Fac
Mercury	0.080	U	0.20	0.080	ug/L		10/31/22 16:05	11/01/22 13:48	1

General Chemistry

Analyte	Result	Qualifier	PQL	MDL	Unit	D	Prepared	Analyzed	Dil Fac
Total Dissolved Solids (SM 2540C-2011)	**260**		20	20	mg/L			10/28/22 10:16	1
Ammonia (as N) (MCAWW 350.1-1993 R2.0)	0.10	U	0.25	0.10	mg/L			10/31/22 14:54	1
Nitrate as N (EPA 353.2)	**0.51**		0.10	0.084	mg/L			11/04/22 10:50	1

Client Sample Results

Client: SCS Engineers
Project/Site: Pasco County LF

Job ID: 660-124598-1

Client Sample ID: 2MW-15DA

Date Collected: 10/26/22 11:50
Date Received: 10/26/22 16:40

Lab Sample ID: 660-124642-3

Matrix: Water

Method: SW846 8260D - Volatile Organic Compounds by GC/MS

Analyte	Result	Qualifier	PQL	MDL	Unit	D	Prepared	Analyzed	Dil Fac
Acetone	3.7	U J3	10	3.7	ug/L			11/01/22 15:27	1
Acrylonitrile	5.5	U J3	20	5.5	ug/L			11/01/22 15:27	1
Benzene	0.27	U	1.0	0.27	ug/L			11/01/22 15:27	1
Bromoform	0.59	U	1.0	0.59	ug/L			11/01/22 15:27	1
Bromomethane	3.7	U	5.0	3.7	ug/L			11/01/22 15:27	1
2-Butanone (MEK)	6.4	U	10	6.4	ug/L			11/01/22 15:27	1
Carbon disulfide	0.43	U J3	2.0	0.43	ug/L			11/01/22 15:27	1
Carbon tetrachloride	0.30	U J3	1.0	0.30	ug/L			11/01/22 15:27	1
Chlorobenzene	0.15	U	1.0	0.15	ug/L			11/01/22 15:27	1
Chlorobromomethane	0.34	U	1.0	0.34	ug/L			11/01/22 15:27	1
Chlorodibromomethane	0.39	U J3	1.0	0.39	ug/L			11/01/22 15:27	1
Chloroethane	4.6	U	5.0	4.6	ug/L			11/01/22 15:27	1
Chloroform	0.27	U	1.0	0.27	ug/L			11/01/22 15:27	1
Chloromethane	0.54	U	1.0	0.54	ug/L			11/01/22 15:27	1
cis-1,2-Dichloroethene	0.25	U	1.0	0.25	ug/L			11/01/22 15:27	1
cis-1,3-Dichloropropene	0.26	U	1.0	0.26	ug/L			11/01/22 15:27	1
Dibromomethane	0.34	U	1.0	0.34	ug/L			11/01/22 15:27	1
1,2-Dichlorobenzene	0.31	U	1.0	0.31	ug/L			11/01/22 15:27	1
1,4-Dichlorobenzene	0.31	U	1.0	0.31	ug/L			11/01/22 15:27	1
Dichlorobromomethane	0.25	U	1.0	0.25	ug/L			11/01/22 15:27	1
1,1-Dichloroethane	0.33	U	1.0	0.33	ug/L			11/01/22 15:27	1
1,2-Dichloroethane	0.25	U	1.0	0.25	ug/L			11/01/22 15:27	1
1,1-Dichloroethene	0.33	U J3	1.0	0.33	ug/L			11/01/22 15:27	1
1,2-Dichloropropane	0.22	U	1.0	0.22	ug/L			11/01/22 15:27	1
Ethylbenzene	0.20	U	1.0	0.20	ug/L			11/01/22 15:27	1
2-Hexanone	3.2	U J3	10	3.2	ug/L			11/01/22 15:27	1
Iodomethane	3.9	U	10	3.9	ug/L			11/01/22 15:27	1
Methylene Chloride	3.2	U	5.0	3.2	ug/L			11/01/22 15:27	1
4-Methyl-2-pentanone (MIBK)	2.7	U J3	10	2.7	ug/L			11/01/22 15:27	1
Styrene	0.27	U	1.0	0.27	ug/L			11/01/22 15:27	1
1,1,1,2-Tetrachloroethane	0.36	U	1.0	0.36	ug/L			11/01/22 15:27	1
1,1,2,2-Tetrachloroethane	0.40	U	1.0	0.40	ug/L			11/01/22 15:27	1
Tetrachloroethene	0.35	U	0.50	0.35	ug/L			11/01/22 15:27	1
Toluene	0.25	U	1.0	0.25	ug/L			11/01/22 15:27	1
trans-1,4-Dichloro-2-butene	1.3	U	2.0	1.3	ug/L			11/01/22 15:27	1
trans-1,2-Dichloroethene	0.34	U	1.0	0.34	ug/L			11/01/22 15:27	1
trans-1,3-Dichloropropene	0.23	U	1.0	0.23	ug/L			11/01/22 15:27	1
1,1,1-Trichloroethane	0.21	U J3	1.0	0.21	ug/L			11/01/22 15:27	1
1,1,2-Trichloroethane	0.32	U	1.0	0.32	ug/L			11/01/22 15:27	1
Trichloroethene	0.20	U	1.0	0.20	ug/L			11/01/22 15:27	1
Trichlorofluoromethane	0.33	U J3	1.0	0.33	ug/L			11/01/22 15:27	1
1,2,3-Trichloropropane	0.48	U	1.0	0.48	ug/L			11/01/22 15:27	1
Vinyl acetate	0.69	U	2.0	0.69	ug/L			11/01/22 15:27	1
Vinyl chloride	0.40	U	1.0	0.40	ug/L			11/01/22 15:27	1
Xylenes, Total	0.23	U	1.0	0.23	ug/L			11/01/22 15:27	1

Surrogate	*%Recovery*	*Qualifier*	*Limits*	*Prepared*	*Analyzed*	*Dil Fac*
4-Bromofluorobenzene (Surr)	*90*		*70 - 130*		*11/01/22 15:27*	*1*
Dibromofluoromethane (Surr)	*110*		*70 - 130*		*11/01/22 15:27*	*1*
1,2-Dichloroethane-d4 (Surr)	*113*		*60 - 124*		*11/01/22 15:27*	*1*

Client Sample Results

Client: SCS Engineers
Project/Site: Pasco County LF

Job ID: 660-124598-1

Client Sample ID: 2MW-15DA

Date Collected: 10/26/22 11:50
Date Received: 10/26/22 16:40

Lab Sample ID: 660-124642-3

Matrix: Water

Method: SW846 8260D - Volatile Organic Compounds by GC/MS (Continued)

Surrogate	*%Recovery*	*Qualifier*	*Limits*	*Prepared*	*Analyzed*	*Dil Fac*
Toluene-d8 (Surr)	*110*		*70 - 130*		*11/01/22 15:27*	*1*

Method: SW846 8011 - EDB, DBCP, and 1,2,3-TCP (GC)

Analyte	Result	Qualifier	PQL	MDL	Unit	D	Prepared	Analyzed	Dil Fac
Ethylene Dibromide	0.0050	U	0.018	0.0050	ug/L		11/01/22 13:43	11/01/22 19:06	1
1,2-Dibromo-3-Chloropropane	0.0030	U	0.018	0.0030	ug/L		11/01/22 13:43	11/01/22 19:06	1
1,2,3-Trichloropropane	0.024	U	0.18	0.024	ug/L		11/01/22 13:43	11/01/22 19:06	1

Surrogate	*%Recovery*	*Qualifier*	*Limits*	*Prepared*	*Analyzed*	*Dil Fac*
Pentachloroethane	*98*		*60 - 144*	*11/01/22 13:43*	*11/01/22 19:06*	*1*

Method: MCAWW 300.0-1993 R2.1 - Anions, Ion Chromatography

Analyte	Result	Qualifier	PQL	MDL	Unit	D	Prepared	Analyzed	Dil Fac
Chloride	**5.8**		0.50	0.20	mg/L			11/09/22 14:44	1

Method: SW846 6020B - Metals (ICP/MS) - Total Recoverable

Analyte	Result	Qualifier	PQL	MDL	Unit	D	Prepared	Analyzed	Dil Fac
Antimony	0.52	U	5.0	0.52	ug/L		10/31/22 12:53	11/01/22 19:49	1
Arsenic	**1.2**	**I**	3.0	0.86	ug/L		10/31/22 12:53	11/01/22 19:49	1
Barium	**11**		5.0	0.89	ug/L		10/31/22 12:53	11/01/22 19:49	1
Beryllium	0.20	U	0.50	0.20	ug/L		10/31/22 12:53	11/01/22 19:49	1
Cadmium	0.078	U	0.50	0.078	ug/L		10/31/22 12:53	11/01/22 19:49	1
Chromium	2.6	U	5.0	2.6	ug/L		10/31/22 12:53	11/01/22 19:49	1
Cobalt	0.22	U	0.50	0.22	ug/L		10/31/22 12:53	11/01/22 19:49	1
Copper	0.90	U	5.0	0.90	ug/L		10/31/22 12:53	11/01/22 19:49	1
Iron	26	U	100	26	ug/L		10/31/22 12:53	11/01/22 19:49	1
Lead	0.34	U	2.5	0.34	ug/L		10/31/22 12:53	11/01/22 19:49	1
Nickel	1.8	U	5.0	1.8	ug/L		10/31/22 12:53	11/01/22 19:49	1
Selenium	1.2	U	2.5	1.2	ug/L		10/31/22 12:53	11/01/22 19:49	1
Silver	0.39	U	1.0	0.39	ug/L		10/31/22 12:53	11/01/22 19:49	1
Sodium	**3.5**		0.50	0.20	mg/L		10/31/22 12:53	11/01/22 19:49	1
Thallium	0.26	U	1.0	0.26	ug/L		10/31/22 12:53	11/01/22 19:49	1
Vanadium	**1.8**	**I**	10	1.8	ug/L		10/31/22 12:53	11/01/22 19:49	1
Zinc	10	U	20	10	ug/L		10/31/22 12:53	11/01/22 19:49	1

Method: SW846 7470A - Mercury (CVAA)

Analyte	Result	Qualifier	PQL	MDL	Unit	D	Prepared	Analyzed	Dil Fac
Mercury	0.080	U	0.20	0.080	ug/L		10/31/22 16:05	11/01/22 13:58	1

General Chemistry

Analyte	Result	Qualifier	PQL	MDL	Unit	D	Prepared	Analyzed	Dil Fac
Total Dissolved Solids (SM 2540C-2011)	**170**		20	20	mg/L			10/28/22 10:16	1
Ammonia (as N) (MCAWW 350.1-1993 R2.0)	0.10	U	0.25	0.10	mg/L			10/31/22 14:54	1
Nitrate as N (EPA 353.2)	**0.53**		0.10	0.084	mg/L			11/04/22 10:50	1

Client Sample Results

Client: SCS Engineers
Project/Site: Pasco County LF

Job ID: 660-124598-1

Client Sample ID: 4MW-23

Date Collected: 10/26/22 13:50
Date Received: 10/26/22 16:40

Lab Sample ID: 660-124642-4

Matrix: Water

Method: SW846 8260D - Volatile Organic Compounds by GC/MS

Analyte	Result	Qualifier	PQL	MDL	Unit	D	Prepared	Analyzed	Dil Fac
Acetone	3.7	U J3	10	3.7	ug/L			11/01/22 15:53	1
Acrylonitrile	5.5	U J3	20	5.5	ug/L			11/01/22 15:53	1
Benzene	0.27	U	1.0	0.27	ug/L			11/01/22 15:53	1
Bromoform	0.59	U	1.0	0.59	ug/L			11/01/22 15:53	1
Bromomethane	3.7	U	5.0	3.7	ug/L			11/01/22 15:53	1
2-Butanone (MEK)	6.4	U	10	6.4	ug/L			11/01/22 15:53	1
Carbon disulfide	0.43	U J3	2.0	0.43	ug/L			11/01/22 15:53	1
Carbon tetrachloride	0.30	U J3	1.0	0.30	ug/L			11/01/22 15:53	1
Chlorobenzene	0.15	U	1.0	0.15	ug/L			11/01/22 15:53	1
Chlorobromomethane	0.34	U	1.0	0.34	ug/L			11/01/22 15:53	1
Chlorodibromomethane	0.39	U J3	1.0	0.39	ug/L			11/01/22 15:53	1
Chloroethane	4.6	U	5.0	4.6	ug/L			11/01/22 15:53	1
Chloroform	0.27	U	1.0	0.27	ug/L			11/01/22 15:53	1
Chloromethane	0.54	U	1.0	0.54	ug/L			11/01/22 15:53	1
cis-1,2-Dichloroethene	0.25	U	1.0	0.25	ug/L			11/01/22 15:53	1
cis-1,3-Dichloropropene	0.26	U	1.0	0.26	ug/L			11/01/22 15:53	1
Dibromomethane	0.34	U	1.0	0.34	ug/L			11/01/22 15:53	1
1,2-Dichlorobenzene	0.31	U	1.0	0.31	ug/L			11/01/22 15:53	1
1,4-Dichlorobenzene	0.31	U	1.0	0.31	ug/L			11/01/22 15:53	1
Dichlorobromomethane	0.25	U	1.0	0.25	ug/L			11/01/22 15:53	1
1,1-Dichloroethane	0.33	U	1.0	0.33	ug/L			11/01/22 15:53	1
1,2-Dichloroethane	0.25	U	1.0	0.25	ug/L			11/01/22 15:53	1
1,1-Dichloroethene	0.33	U J3	1.0	0.33	ug/L			11/01/22 15:53	1
1,2-Dichloropropane	0.22	U	1.0	0.22	ug/L			11/01/22 15:53	1
Ethylbenzene	0.20	U	1.0	0.20	ug/L			11/01/22 15:53	1
2-Hexanone	3.2	U J3	10	3.2	ug/L			11/01/22 15:53	1
Iodomethane	3.9	U	10	3.9	ug/L			11/01/22 15:53	1
Methylene Chloride	3.2	U	5.0	3.2	ug/L			11/01/22 15:53	1
4-Methyl-2-pentanone (MIBK)	2.7	U J3	10	2.7	ug/L			11/01/22 15:53	1
Styrene	0.27	U	1.0	0.27	ug/L			11/01/22 15:53	1
1,1,1,2-Tetrachloroethane	0.36	U	1.0	0.36	ug/L			11/01/22 15:53	1
1,1,2,2-Tetrachloroethane	0.40	U	1.0	0.40	ug/L			11/01/22 15:53	1
Tetrachloroethene	0.35	U	0.50	0.35	ug/L			11/01/22 15:53	1
Toluene	0.25	U	1.0	0.25	ug/L			11/01/22 15:53	1
trans-1,4-Dichloro-2-butene	1.3	U	2.0	1.3	ug/L			11/01/22 15:53	1
trans-1,2-Dichloroethene	0.34	U	1.0	0.34	ug/L			11/01/22 15:53	1
trans-1,3-Dichloropropene	0.23	U	1.0	0.23	ug/L			11/01/22 15:53	1
1,1,1-Trichloroethane	0.21	U J3	1.0	0.21	ug/L			11/01/22 15:53	1
1,1,2-Trichloroethane	0.32	U	1.0	0.32	ug/L			11/01/22 15:53	1
Trichloroethene	0.20	U	1.0	0.20	ug/L			11/01/22 15:53	1
Trichlorofluoromethane	0.33	U J3	1.0	0.33	ug/L			11/01/22 15:53	1
1,2,3-Trichloropropane	0.48	U	1.0	0.48	ug/L			11/01/22 15:53	1
Vinyl acetate	0.69	U	2.0	0.69	ug/L			11/01/22 15:53	1
Vinyl chloride	0.40	U	1.0	0.40	ug/L			11/01/22 15:53	1
Xylenes, Total	0.23	U	1.0	0.23	ug/L			11/01/22 15:53	1

Surrogate	*%Recovery*	*Qualifier*	*Limits*	*Prepared*	*Analyzed*	*Dil Fac*
4-Bromofluorobenzene (Surr)	*90*		*70 - 130*		*11/01/22 15:53*	*1*
Dibromofluoromethane (Surr)	*114*		*70 - 130*		*11/01/22 15:53*	*1*
1,2-Dichloroethane-d4 (Surr)	*118*		*60 - 124*		*11/01/22 15:53*	*1*

Client Sample Results

Client: SCS Engineers
Project/Site: Pasco County LF

Job ID: 660-124598-1

Client Sample ID: 4MW-23

Date Collected: 10/26/22 13:50
Date Received: 10/26/22 16:40

Lab Sample ID: 660-124642-4

Matrix: Water

Method: SW846 8260D - Volatile Organic Compounds by GC/MS (Continued)

Surrogate	*%Recovery*	*Qualifier*	*Limits*	*Prepared*	*Analyzed*	*Dil Fac*
Toluene-d8 (Surr)	*107*		*70 - 130*		*11/01/22 15:53*	*1*

Method: SW846 8011 - EDB, DBCP, and 1,2,3-TCP (GC)

Analyte	Result	Qualifier	PQL	MDL	Unit	D	Prepared	Analyzed	Dil Fac
Ethylene Dibromide	0.0051	U	0.018	0.0051	ug/L		11/01/22 13:43	11/01/22 19:16	1
1,2-Dibromo-3-Chloropropane	0.0031	U	0.018	0.0031	ug/L		11/01/22 13:43	11/01/22 19:16	1
1,2,3-Trichloropropane	0.025	U	0.18	0.025	ug/L		11/01/22 13:43	11/01/22 19:16	1

Surrogate	*%Recovery*	*Qualifier*	*Limits*	*Prepared*	*Analyzed*	*Dil Fac*
Pentachloroethane	*98*		*60 - 144*	*11/01/22 13:43*	*11/01/22 19:16*	*1*

Method: MCAWW 300.0-1993 R2.1 - Anions, Ion Chromatography

Analyte	Result	Qualifier	PQL	MDL	Unit	D	Prepared	Analyzed	Dil Fac
Chloride	**61**		0.50	0.20	mg/L			11/09/22 15:24	1

Method: SW846 6020B - Metals (ICP/MS) - Total Recoverable

Analyte	Result	Qualifier	PQL	MDL	Unit	D	Prepared	Analyzed	Dil Fac
Antimony	0.52	U	5.0	0.52	ug/L		10/31/22 12:53	11/01/22 20:05	1
Arsenic	**2.6**	**I**	3.0	0.86	ug/L		10/31/22 12:53	11/01/22 20:05	1
Barium	**11**		5.0	0.89	ug/L		10/31/22 12:53	11/01/22 20:05	1
Beryllium	0.20	U	0.50	0.20	ug/L		10/31/22 12:53	11/01/22 20:05	1
Cadmium	0.078	U	0.50	0.078	ug/L		10/31/22 12:53	11/01/22 20:05	1
Chromium	2.6	U	5.0	2.6	ug/L		10/31/22 12:53	11/01/22 20:05	1
Cobalt	0.22	U	0.50	0.22	ug/L		10/31/22 12:53	11/01/22 20:05	1
Copper	0.90	U	5.0	0.90	ug/L		10/31/22 12:53	11/01/22 20:05	1
Iron	**510**		100	26	ug/L		10/31/22 12:53	11/01/22 20:05	1
Lead	0.34	U	2.5	0.34	ug/L		10/31/22 12:53	11/01/22 20:05	1
Nickel	**1.9**	**I**	5.0	1.8	ug/L		10/31/22 12:53	11/01/22 20:05	1
Selenium	1.2	U	2.5	1.2	ug/L		10/31/22 12:53	11/01/22 20:05	1
Silver	0.39	U	1.0	0.39	ug/L		10/31/22 12:53	11/01/22 20:05	1
Sodium	**29**		0.50	0.20	mg/L		10/31/22 12:53	11/01/22 20:05	1
Thallium	0.26	U	1.0	0.26	ug/L		10/31/22 12:53	11/01/22 20:05	1
Vanadium	1.8	U	10	1.8	ug/L		10/31/22 12:53	11/01/22 20:05	1
Zinc	10	U	20	10	ug/L		10/31/22 12:53	11/01/22 20:05	1

Method: SW846 7470A - Mercury (CVAA)

Analyte	Result	Qualifier	PQL	MDL	Unit	D	Prepared	Analyzed	Dil Fac
Mercury	0.080	U	0.20	0.080	ug/L		10/31/22 16:05	11/01/22 14:01	1

General Chemistry

Analyte	Result	Qualifier	PQL	MDL	Unit	D	Prepared	Analyzed	Dil Fac
Total Dissolved Solids (SM 2540C-2011)	**280**		20	20	mg/L			10/28/22 10:16	1
Ammonia (as N) (MCAWW 350.1-1993 R2.0)	**0.11**	**I**	0.25	0.10	mg/L			10/31/22 14:57	1
Nitrate as N (EPA 353.2)	**0.36**		0.10	0.084	mg/L			11/04/22 10:50	1

Client Sample Results

Client: SCS Engineers
Project/Site: Pasco County LF

Job ID: 660-124598-1

Client Sample ID: 4MW-22

Date Collected: 10/26/22 14:40
Date Received: 10/26/22 16:40

Lab Sample ID: 660-124642-5

Matrix: Water

Method: SW846 8260D - Volatile Organic Compounds by GC/MS

Analyte	Result	Qualifier	PQL	MDL	Unit	D	Prepared	Analyzed	Dil Fac
Acetone	3.7	U J3	10	3.7	ug/L			11/01/22 16:19	1
Acrylonitrile	5.5	U J3	20	5.5	ug/L			11/01/22 16:19	1
Benzene	0.27	U	1.0	0.27	ug/L			11/01/22 16:19	1
Bromoform	0.59	U	1.0	0.59	ug/L			11/01/22 16:19	1
Bromomethane	3.7	U	5.0	3.7	ug/L			11/01/22 16:19	1
2-Butanone (MEK)	6.4	U	10	6.4	ug/L			11/01/22 16:19	1
Carbon disulfide	0.43	U J3	2.0	0.43	ug/L			11/01/22 16:19	1
Carbon tetrachloride	0.30	U J3	1.0	0.30	ug/L			11/01/22 16:19	1
Chlorobenzene	0.15	U	1.0	0.15	ug/L			11/01/22 16:19	1
Chlorobromomethane	0.34	U	1.0	0.34	ug/L			11/01/22 16:19	1
Chlorodibromomethane	0.39	U J3	1.0	0.39	ug/L			11/01/22 16:19	1
Chloroethane	4.6	U	5.0	4.6	ug/L			11/01/22 16:19	1
Chloroform	0.27	U	1.0	0.27	ug/L			11/01/22 16:19	1
Chloromethane	0.54	U	1.0	0.54	ug/L			11/01/22 16:19	1
cis-1,2-Dichloroethene	0.25	U	1.0	0.25	ug/L			11/01/22 16:19	1
cis-1,3-Dichloropropene	0.26	U	1.0	0.26	ug/L			11/01/22 16:19	1
Dibromomethane	0.34	U	1.0	0.34	ug/L			11/01/22 16:19	1
1,2-Dichlorobenzene	0.31	U	1.0	0.31	ug/L			11/01/22 16:19	1
1,4-Dichlorobenzene	0.31	U	1.0	0.31	ug/L			11/01/22 16:19	1
Dichlorobromomethane	0.25	U	1.0	0.25	ug/L			11/01/22 16:19	1
1,1-Dichloroethane	0.33	U	1.0	0.33	ug/L			11/01/22 16:19	1
1,2-Dichloroethane	0.25	U	1.0	0.25	ug/L			11/01/22 16:19	1
1,1-Dichloroethene	0.33	U J3	1.0	0.33	ug/L			11/01/22 16:19	1
1,2-Dichloropropane	0.22	U	1.0	0.22	ug/L			11/01/22 16:19	1
Ethylbenzene	0.20	U	1.0	0.20	ug/L			11/01/22 16:19	1
2-Hexanone	3.2	U J3	10	3.2	ug/L			11/01/22 16:19	1
Iodomethane	3.9	U	10	3.9	ug/L			11/01/22 16:19	1
Methylene Chloride	3.2	U	5.0	3.2	ug/L			11/01/22 16:19	1
4-Methyl-2-pentanone (MIBK)	2.7	U J3	10	2.7	ug/L			11/01/22 16:19	1
Styrene	0.27	U	1.0	0.27	ug/L			11/01/22 16:19	1
1,1,1,2-Tetrachloroethane	0.36	U	1.0	0.36	ug/L			11/01/22 16:19	1
1,1,2,2-Tetrachloroethane	0.40	U	1.0	0.40	ug/L			11/01/22 16:19	1
Tetrachloroethene	0.35	U	0.50	0.35	ug/L			11/01/22 16:19	1
Toluene	0.25	U	1.0	0.25	ug/L			11/01/22 16:19	1
trans-1,4-Dichloro-2-butene	1.3	U	2.0	1.3	ug/L			11/01/22 16:19	1
trans-1,2-Dichloroethene	0.34	U	1.0	0.34	ug/L			11/01/22 16:19	1
trans-1,3-Dichloropropene	0.23	U	1.0	0.23	ug/L			11/01/22 16:19	1
1,1,1-Trichloroethane	0.21	U J3	1.0	0.21	ug/L			11/01/22 16:19	1
1,1,2-Trichloroethane	0.32	U	1.0	0.32	ug/L			11/01/22 16:19	1
Trichloroethene	0.20	U	1.0	0.20	ug/L			11/01/22 16:19	1
Trichlorofluoromethane	0.33	U J3	1.0	0.33	ug/L			11/01/22 16:19	1
1,2,3-Trichloropropane	0.48	U	1.0	0.48	ug/L			11/01/22 16:19	1
Vinyl acetate	0.69	U	2.0	0.69	ug/L			11/01/22 16:19	1
Vinyl chloride	0.40	U	1.0	0.40	ug/L			11/01/22 16:19	1
Xylenes, Total	0.23	U	1.0	0.23	ug/L			11/01/22 16:19	1

Surrogate	*%Recovery*	*Qualifier*	*Limits*	*Prepared*	*Analyzed*	*Dil Fac*
4-Bromofluorobenzene (Surr)	*90*		*70 - 130*		*11/01/22 16:19*	*1*
Dibromofluoromethane (Surr)	*113*		*70 - 130*		*11/01/22 16:19*	*1*
1,2-Dichloroethane-d4 (Surr)	*119*		*60 - 124*		*11/01/22 16:19*	*1*

Client Sample Results

Client: SCS Engineers
Project/Site: Pasco County LF

Job ID: 660-124598-1

Client Sample ID: 4MW-22

Date Collected: 10/26/22 14:40
Date Received: 10/26/22 16:40

Lab Sample ID: 660-124642-5

Matrix: Water

Method: SW846 8260D - Volatile Organic Compounds by GC/MS (Continued)

Surrogate	*%Recovery*	*Qualifier*	*Limits*	*Prepared*	*Analyzed*	*Dil Fac*
Toluene-d8 (Surr)	*109*		*70 - 130*		*11/01/22 16:19*	*1*

Method: SW846 8011 - EDB, DBCP, and 1,2,3-TCP (GC)

Analyte	Result	Qualifier	PQL	MDL	Unit	D	Prepared	Analyzed	Dil Fac
Ethylene Dibromide	0.0050	U	0.018	0.0050	ug/L		11/01/22 13:43	11/01/22 19:25	1
1,2-Dibromo-3-Chloropropane	0.0030	U	0.018	0.0030	ug/L		11/01/22 13:43	11/01/22 19:25	1
1,2,3-Trichloropropane	0.024	U	0.18	0.024	ug/L		11/01/22 13:43	11/01/22 19:25	1

Surrogate	*%Recovery*	*Qualifier*	*Limits*	*Prepared*	*Analyzed*	*Dil Fac*
Pentachloroethane	*109*		*60 - 144*	*11/01/22 13:43*	*11/01/22 19:25*	*1*

Method: MCAWW 300.0-1993 R2.1 - Anions, Ion Chromatography

Analyte	Result	Qualifier	PQL	MDL	Unit	D	Prepared	Analyzed	Dil Fac
Chloride	**15**		0.50	0.20	mg/L			11/09/22 16:04	1

Method: SW846 6020B - Metals (ICP/MS) - Total Recoverable

Analyte	Result	Qualifier	PQL	MDL	Unit	D	Prepared	Analyzed	Dil Fac
Antimony	0.52	U	5.0	0.52	ug/L		10/31/22 12:53	11/01/22 19:52	1
Arsenic	0.86	U	3.0	0.86	ug/L		10/31/22 12:53	11/01/22 19:52	1
Barium	**11**		5.0	0.89	ug/L		10/31/22 12:53	11/01/22 19:52	1
Beryllium	0.20	U	0.50	0.20	ug/L		10/31/22 12:53	11/01/22 19:52	1
Cadmium	**0.10**	**I**	0.50	0.078	ug/L		10/31/22 12:53	11/01/22 19:52	1
Chromium	2.6	U	5.0	2.6	ug/L		10/31/22 12:53	11/01/22 19:52	1
Cobalt	0.22	U	0.50	0.22	ug/L		10/31/22 12:53	11/01/22 19:52	1
Copper	0.90	U	5.0	0.90	ug/L		10/31/22 12:53	11/01/22 19:52	1
Iron	26	U	100	26	ug/L		10/31/22 12:53	11/01/22 19:52	1
Lead	0.34	U	2.5	0.34	ug/L		10/31/22 12:53	11/01/22 19:52	1
Nickel	1.8	U	5.0	1.8	ug/L		10/31/22 12:53	11/01/22 19:52	1
Selenium	1.2	U	2.5	1.2	ug/L		10/31/22 12:53	11/01/22 19:52	1
Silver	0.39	U	1.0	0.39	ug/L		10/31/22 12:53	11/01/22 19:52	1
Sodium	**6.4**		0.50	0.20	mg/L		10/31/22 12:53	11/01/22 19:52	1
Thallium	0.26	U	1.0	0.26	ug/L		10/31/22 12:53	11/01/22 19:52	1
Vanadium	1.8	U	10	1.8	ug/L		10/31/22 12:53	11/01/22 19:52	1
Zinc	10	U	20	10	ug/L		10/31/22 12:53	11/01/22 19:52	1

Method: SW846 7470A - Mercury (CVAA)

Analyte	Result	Qualifier	PQL	MDL	Unit	D	Prepared	Analyzed	Dil Fac
Mercury	0.080	U	0.20	0.080	ug/L		10/31/22 16:05	11/01/22 14:05	1

General Chemistry

Analyte	Result	Qualifier	PQL	MDL	Unit	D	Prepared	Analyzed	Dil Fac
Total Dissolved Solids (SM 2540C-2011)	**260**		20	20	mg/L			10/28/22 10:16	1
Ammonia (as N) (MCAWW 350.1-1993 R2.0)	0.10	U	0.25	0.10	mg/L			10/31/22 15:07	1
Nitrate as N (EPA 353.2)	**0.65**		0.10	0.084	mg/L			11/04/22 10:50	1

Client Sample Results

Client: SCS Engineers
Project/Site: Pasco County LF

Job ID: 660-124598-1

Client Sample ID: 4MW-21

Date Collected: 10/26/22 15:15
Date Received: 10/26/22 16:40

Lab Sample ID: 660-124642-6

Matrix: Water

Method: SW846 8260D - Volatile Organic Compounds by GC/MS

Analyte	Result	Qualifier	PQL	MDL	Unit	D	Prepared	Analyzed	Dil Fac
Acetone	3.7	U	10	3.7	ug/L			11/01/22 14:11	1
Acrylonitrile	5.5	U	20	5.5	ug/L			11/01/22 14:11	1
Benzene	0.27	U	1.0	0.27	ug/L			11/01/22 14:11	1
Bromoform	0.59	U	1.0	0.59	ug/L			11/01/22 14:11	1
Bromomethane	3.7	U	5.0	3.7	ug/L			11/01/22 14:11	1
2-Butanone (MEK)	6.4	U	10	6.4	ug/L			11/01/22 14:11	1
Carbon disulfide	0.43	U J3	2.0	0.43	ug/L			11/01/22 14:11	1
Carbon tetrachloride	0.30	U	1.0	0.30	ug/L			11/01/22 14:11	1
Chlorobenzene	0.15	U	1.0	0.15	ug/L			11/01/22 14:11	1
Chlorobromomethane	0.34	U	1.0	0.34	ug/L			11/01/22 14:11	1
Chlorodibromomethane	0.39	U	1.0	0.39	ug/L			11/01/22 14:11	1
Chloroethane	4.6	U	5.0	4.6	ug/L			11/01/22 14:11	1
Chloroform	0.27	U	1.0	0.27	ug/L			11/01/22 14:11	1
Chloromethane	0.54	U	1.0	0.54	ug/L			11/01/22 14:11	1
cis-1,2-Dichloroethene	0.25	U	1.0	0.25	ug/L			11/01/22 14:11	1
cis-1,3-Dichloropropene	0.26	U	1.0	0.26	ug/L			11/01/22 14:11	1
Dibromomethane	0.34	U	1.0	0.34	ug/L			11/01/22 14:11	1
1,2-Dichlorobenzene	0.31	U	1.0	0.31	ug/L			11/01/22 14:11	1
1,4-Dichlorobenzene	0.31	U	1.0	0.31	ug/L			11/01/22 14:11	1
Dichlorobromomethane	0.25	U	1.0	0.25	ug/L			11/01/22 14:11	1
1,1-Dichloroethane	0.33	U	1.0	0.33	ug/L			11/01/22 14:11	1
1,2-Dichloroethane	0.25	U	1.0	0.25	ug/L			11/01/22 14:11	1
1,1-Dichloroethene	0.33	U	1.0	0.33	ug/L			11/01/22 14:11	1
1,2-Dichloropropane	0.22	U	1.0	0.22	ug/L			11/01/22 14:11	1
Ethylbenzene	0.20	U	1.0	0.20	ug/L			11/01/22 14:11	1
2-Hexanone	3.2	U	10	3.2	ug/L			11/01/22 14:11	1
Iodomethane	3.9	U	10	3.9	ug/L			11/01/22 14:11	1
Methylene Chloride	3.2	U	5.0	3.2	ug/L			11/01/22 14:11	1
4-Methyl-2-pentanone (MIBK)	2.7	U	10	2.7	ug/L			11/01/22 14:11	1
Styrene	0.27	U	1.0	0.27	ug/L			11/01/22 14:11	1
1,1,1,2-Tetrachloroethane	0.36	U	1.0	0.36	ug/L			11/01/22 14:11	1
1,1,2,2-Tetrachloroethane	0.40	U	1.0	0.40	ug/L			11/01/22 14:11	1
Tetrachloroethene	0.35	U	0.50	0.35	ug/L			11/01/22 14:11	1
Toluene	0.25	U	1.0	0.25	ug/L			11/01/22 14:11	1
trans-1,4-Dichloro-2-butene	1.3	U	2.0	1.3	ug/L			11/01/22 14:11	1
trans-1,2-Dichloroethene	0.34	U	1.0	0.34	ug/L			11/01/22 14:11	1
trans-1,3-Dichloropropene	0.23	U	1.0	0.23	ug/L			11/01/22 14:11	1
1,1,1-Trichloroethane	0.21	U	1.0	0.21	ug/L			11/01/22 14:11	1
1,1,2-Trichloroethane	0.32	U	1.0	0.32	ug/L			11/01/22 14:11	1
Trichloroethene	0.20	U	1.0	0.20	ug/L			11/01/22 14:11	1
Trichlorofluoromethane	0.33	U	1.0	0.33	ug/L			11/01/22 14:11	1
1,2,3-Trichloropropane	0.48	U	1.0	0.48	ug/L			11/01/22 14:11	1
Vinyl acetate	0.69	U	2.0	0.69	ug/L			11/01/22 14:11	1
Vinyl chloride	0.40	U	1.0	0.40	ug/L			11/01/22 14:11	1
Xylenes, Total	0.23	U	1.0	0.23	ug/L			11/01/22 14:11	1

Surrogate	*%Recovery*	*Qualifier*	*Limits*	*Prepared*	*Analyzed*	*Dil Fac*
4-Bromofluorobenzene (Surr)	*96*		*70 - 130*		*11/01/22 14:11*	*1*
Dibromofluoromethane (Surr)	*99*		*70 - 130*		*11/01/22 14:11*	*1*
1,2-Dichloroethane-d4 (Surr)	*75*		*60 - 124*		*11/01/22 14:11*	*1*

Client Sample Results

Client: SCS Engineers
Project/Site: Pasco County LF

Job ID: 660-124598-1

Client Sample ID: 4MW-21

Date Collected: 10/26/22 15:15
Date Received: 10/26/22 16:40

Lab Sample ID: 660-124642-6

Matrix: Water

Method: SW846 8260D - Volatile Organic Compounds by GC/MS (Continued)

Surrogate	*%Recovery*	*Qualifier*	*Limits*	*Prepared*	*Analyzed*	*Dil Fac*
Toluene-d8 (Surr)	*106*		*70 - 130*		*11/01/22 14:11*	*1*

Method: SW846 8011 - EDB, DBCP, and 1,2,3-TCP (GC)

Analyte	Result	Qualifier	PQL	MDL	Unit	D	Prepared	Analyzed	Dil Fac
Ethylene Dibromide	0.0050	U	0.018	0.0050	ug/L		11/01/22 13:43	11/01/22 19:35	1
1,2-Dibromo-3-Chloropropane	0.0030	U	0.018	0.0030	ug/L		11/01/22 13:43	11/01/22 19:35	1
1,2,3-Trichloropropane	0.024	U	0.18	0.024	ug/L		11/01/22 13:43	11/01/22 19:35	1

Surrogate	*%Recovery*	*Qualifier*	*Limits*	*Prepared*	*Analyzed*	*Dil Fac*
Pentachloroethane	*100*		*60 - 144*	*11/01/22 13:43*	*11/01/22 19:35*	*1*

Method: MCAWW 300.0-1993 R2.1 - Anions, Ion Chromatography

Analyte	Result	Qualifier	PQL	MDL	Unit	D	Prepared	Analyzed	Dil Fac
Chloride	**8.3**		0.50	0.20	mg/L			11/09/22 16:17	1

Method: SW846 6020B - Metals (ICP/MS) - Total Recoverable

Analyte	Result	Qualifier	PQL	MDL	Unit	D	Prepared	Analyzed	Dil Fac
Antimony	0.52	U	5.0	0.52	ug/L		10/31/22 12:53	11/01/22 19:54	1
Arsenic	0.86	U	3.0	0.86	ug/L		10/31/22 12:53	11/01/22 19:54	1
Barium	**10**		5.0	0.89	ug/L		10/31/22 12:53	11/01/22 19:54	1
Beryllium	**0.28**	**I**	0.50	0.20	ug/L		10/31/22 12:53	11/01/22 19:54	1
Cadmium	**1.3**		0.50	0.078	ug/L		10/31/22 12:53	11/01/22 19:54	1
Chromium	2.6	U	5.0	2.6	ug/L		10/31/22 12:53	11/01/22 19:54	1
Cobalt	**1.3**		0.50	0.22	ug/L		10/31/22 12:53	11/01/22 19:54	1
Copper	0.90	U	5.0	0.90	ug/L		10/31/22 12:53	11/01/22 19:54	1
Iron	26	U	100	26	ug/L		10/31/22 12:53	11/01/22 19:54	1
Lead	0.34	U	2.5	0.34	ug/L		10/31/22 12:53	11/01/22 19:54	1
Nickel	1.8	U	5.0	1.8	ug/L		10/31/22 12:53	11/01/22 19:54	1
Selenium	1.2	U	2.5	1.2	ug/L		10/31/22 12:53	11/01/22 19:54	1
Silver	0.39	U	1.0	0.39	ug/L		10/31/22 12:53	11/01/22 19:54	1
Sodium	**5.6**		0.50	0.20	mg/L		10/31/22 12:53	11/01/22 19:54	1
Thallium	0.26	U	1.0	0.26	ug/L		10/31/22 12:53	11/01/22 19:54	1
Vanadium	**2.0**	**I**	10	1.8	ug/L		10/31/22 12:53	11/01/22 19:54	1
Zinc	10	U	20	10	ug/L		10/31/22 12:53	11/01/22 19:54	1

Method: SW846 7470A - Mercury (CVAA)

Analyte	Result	Qualifier	PQL	MDL	Unit	D	Prepared	Analyzed	Dil Fac
Mercury	0.080	U	0.20	0.080	ug/L		10/31/22 16:05	11/01/22 14:08	1

General Chemistry

Analyte	Result	Qualifier	PQL	MDL	Unit	D	Prepared	Analyzed	Dil Fac
Total Dissolved Solids (SM 2540C-2011)	**70**		20	20	mg/L			10/28/22 10:16	1
Ammonia (as N) (MCAWW 350.1-1993 R2.0)	0.10	U	0.25	0.10	mg/L			10/31/22 15:07	1
Nitrate as N (EPA 353.2)	**7.5**		0.10	0.084	mg/L			11/04/22 10:50	1

Client Sample Results

Client: SCS Engineers
Project/Site: Pasco County LF

Job ID: 660-124598-1

Client Sample ID: 4MW-6

Date Collected: 10/26/22 12:37
Date Received: 10/26/22 16:40

Lab Sample ID: 660-124642-7

Matrix: Water

Method: SW846 8260D - Volatile Organic Compounds by GC/MS

Analyte	Result	Qualifier	PQL	MDL	Unit	D	Prepared	Analyzed	Dil Fac
Acetone	3.7	U	10	3.7	ug/L			11/01/22 14:30	1
Acrylonitrile	5.5	U	20	5.5	ug/L			11/01/22 14:30	1
Benzene	0.27	U	1.0	0.27	ug/L			11/01/22 14:30	1
Bromoform	0.59	U	1.0	0.59	ug/L			11/01/22 14:30	1
Bromomethane	3.7	U	5.0	3.7	ug/L			11/01/22 14:30	1
2-Butanone (MEK)	6.4	U	10	6.4	ug/L			11/01/22 14:30	1
Carbon disulfide	0.43	U J3	2.0	0.43	ug/L			11/01/22 14:30	1
Carbon tetrachloride	0.30	U	1.0	0.30	ug/L			11/01/22 14:30	1
Chlorobenzene	0.15	U	1.0	0.15	ug/L			11/01/22 14:30	1
Chlorobromomethane	0.34	U	1.0	0.34	ug/L			11/01/22 14:30	1
Chlorodibromomethane	0.39	U	1.0	0.39	ug/L			11/01/22 14:30	1
Chloroethane	4.6	U	5.0	4.6	ug/L			11/01/22 14:30	1
Chloroform	0.27	U	1.0	0.27	ug/L			11/01/22 14:30	1
Chloromethane	0.54	U	1.0	0.54	ug/L			11/01/22 14:30	1
cis-1,2-Dichloroethene	0.25	U	1.0	0.25	ug/L			11/01/22 14:30	1
cis-1,3-Dichloropropene	0.26	U	1.0	0.26	ug/L			11/01/22 14:30	1
Dibromomethane	0.34	U	1.0	0.34	ug/L			11/01/22 14:30	1
1,2-Dichlorobenzene	0.31	U	1.0	0.31	ug/L			11/01/22 14:30	1
1,4-Dichlorobenzene	0.31	U	1.0	0.31	ug/L			11/01/22 14:30	1
Dichlorobromomethane	0.25	U	1.0	0.25	ug/L			11/01/22 14:30	1
1,1-Dichloroethane	0.33	U	1.0	0.33	ug/L			11/01/22 14:30	1
1,2-Dichloroethane	0.25	U	1.0	0.25	ug/L			11/01/22 14:30	1
1,1-Dichloroethene	0.33	U	1.0	0.33	ug/L			11/01/22 14:30	1
1,2-Dichloropropane	0.22	U	1.0	0.22	ug/L			11/01/22 14:30	1
Ethylbenzene	0.20	U	1.0	0.20	ug/L			11/01/22 14:30	1
2-Hexanone	3.2	U	10	3.2	ug/L			11/01/22 14:30	1
Iodomethane	3.9	U	10	3.9	ug/L			11/01/22 14:30	1
Methylene Chloride	3.2	U	5.0	3.2	ug/L			11/01/22 14:30	1
4-Methyl-2-pentanone (MIBK)	2.7	U	10	2.7	ug/L			11/01/22 14:30	1
Styrene	0.27	U	1.0	0.27	ug/L			11/01/22 14:30	1
1,1,1,2-Tetrachloroethane	0.36	U	1.0	0.36	ug/L			11/01/22 14:30	1
1,1,2,2-Tetrachloroethane	0.40	U	1.0	0.40	ug/L			11/01/22 14:30	1
Tetrachloroethene	0.35	U	0.50	0.35	ug/L			11/01/22 14:30	1
Toluene	0.25	U	1.0	0.25	ug/L			11/01/22 14:30	1
trans-1,4-Dichloro-2-butene	1.3	U	2.0	1.3	ug/L			11/01/22 14:30	1
trans-1,2-Dichloroethene	0.34	U	1.0	0.34	ug/L			11/01/22 14:30	1
trans-1,3-Dichloropropene	0.23	U	1.0	0.23	ug/L			11/01/22 14:30	1
1,1,1-Trichloroethane	0.21	U	1.0	0.21	ug/L			11/01/22 14:30	1
1,1,2-Trichloroethane	0.32	U	1.0	0.32	ug/L			11/01/22 14:30	1
Trichloroethene	0.20	U	1.0	0.20	ug/L			11/01/22 14:30	1
Trichlorofluoromethane	0.33	U	1.0	0.33	ug/L			11/01/22 14:30	1
1,2,3-Trichloropropane	0.48	U	1.0	0.48	ug/L			11/01/22 14:30	1
Vinyl acetate	0.69	U	2.0	0.69	ug/L			11/01/22 14:30	1
Vinyl chloride	0.40	U	1.0	0.40	ug/L			11/01/22 14:30	1
Xylenes, Total	0.23	U	1.0	0.23	ug/L			11/01/22 14:30	1

Surrogate	*%Recovery*	*Qualifier*	*Limits*	*Prepared*	*Analyzed*	*Dil Fac*
4-Bromofluorobenzene (Surr)	*98*		*70 - 130*		*11/01/22 14:30*	*1*
Dibromofluoromethane (Surr)	*103*		*70 - 130*		*11/01/22 14:30*	*1*
1,2-Dichloroethane-d4 (Surr)	*75*		*60 - 124*		*11/01/22 14:30*	*1*

Client Sample Results

Client: SCS Engineers
Project/Site: Pasco County LF

Job ID: 660-124598-1

Client Sample ID: 4MW-6

Date Collected: 10/26/22 12:37
Date Received: 10/26/22 16:40

Lab Sample ID: 660-124642-7

Matrix: Water

Method: SW846 8260D - Volatile Organic Compounds by GC/MS (Continued)

Surrogate	*%Recovery*	*Qualifier*	*Limits*	*Prepared*	*Analyzed*	*Dil Fac*
Toluene-d8 (Surr)	*112*		*70 - 130*		*11/01/22 14:30*	*1*

Method: SW846 8011 - EDB, DBCP, and 1,2,3-TCP (GC)

Analyte	Result	Qualifier	PQL	MDL	Unit	D	Prepared	Analyzed	Dil Fac
Ethylene Dibromide	0.0050	U	0.018	0.0050	ug/L		10/31/22 15:05	10/31/22 20:10	1
1,2-Dibromo-3-Chloropropane	0.0030	U	0.018	0.0030	ug/L		10/31/22 15:05	10/31/22 20:10	1
1,2,3-Trichloropropane	0.024	U	0.18	0.024	ug/L		10/31/22 15:05	10/31/22 20:10	1

Surrogate	*%Recovery*	*Qualifier*	*Limits*	*Prepared*	*Analyzed*	*Dil Fac*
Pentachloroethane	*103*		*60 - 144*	*10/31/22 15:05*	*10/31/22 20:10*	*1*

Method: MCAWW 300.0-1993 R2.1 - Anions, Ion Chromatography

Analyte	Result	Qualifier	PQL	MDL	Unit	D	Prepared	Analyzed	Dil Fac
Chloride	**3.8**		0.50	0.20	mg/L			11/09/22 16:31	1

Method: SW846 6020B - Metals (ICP/MS) - Total Recoverable

Analyte	Result	Qualifier	PQL	MDL	Unit	D	Prepared	Analyzed	Dil Fac
Antimony	0.52	U	5.0	0.52	ug/L		10/31/22 12:53	11/01/22 19:57	1
Arsenic	0.86	U	3.0	0.86	ug/L		10/31/22 12:53	11/01/22 19:57	1
Barium	**4.8**	**I**	5.0	0.89	ug/L		10/31/22 12:53	11/01/22 19:57	1
Beryllium	0.20	U	0.50	0.20	ug/L		10/31/22 12:53	11/01/22 19:57	1
Cadmium	0.078	U	0.50	0.078	ug/L		10/31/22 12:53	11/01/22 19:57	1
Chromium	2.6	U	5.0	2.6	ug/L		10/31/22 12:53	11/01/22 19:57	1
Cobalt	0.22	U	0.50	0.22	ug/L		10/31/22 12:53	11/01/22 19:57	1
Copper	0.90	U	5.0	0.90	ug/L		10/31/22 12:53	11/01/22 19:57	1
Iron	26	U	100	26	ug/L		10/31/22 12:53	11/01/22 19:57	1
Lead	0.34	U	2.5	0.34	ug/L		10/31/22 12:53	11/01/22 19:57	1
Nickel	1.8	U	5.0	1.8	ug/L		10/31/22 12:53	11/01/22 19:57	1
Selenium	1.2	U	2.5	1.2	ug/L		10/31/22 12:53	11/01/22 19:57	1
Silver	0.39	U	1.0	0.39	ug/L		10/31/22 12:53	11/01/22 19:57	1
Sodium	**2.6**		0.50	0.20	mg/L		10/31/22 12:53	11/01/22 19:57	1
Thallium	0.26	U	1.0	0.26	ug/L		10/31/22 12:53	11/01/22 19:57	1
Vanadium	**3.6**	**I**	10	1.8	ug/L		10/31/22 12:53	11/01/22 19:57	1
Zinc	10	U	20	10	ug/L		10/31/22 12:53	11/01/22 19:57	1

Method: SW846 7470A - Mercury (CVAA)

Analyte	Result	Qualifier	PQL	MDL	Unit	D	Prepared	Analyzed	Dil Fac
Mercury	0.080	U	0.20	0.080	ug/L		10/31/22 16:05	11/01/22 14:19	1

General Chemistry

Analyte	Result	Qualifier	PQL	MDL	Unit	D	Prepared	Analyzed	Dil Fac
Total Dissolved Solids (SM 2540C-2011)	**92**		20	20	mg/L			10/28/22 10:16	1
Ammonia (as N) (MCAWW 350.1-1993 R2.0)	0.10	U	0.25	0.10	mg/L			10/31/22 15:07	1
Nitrate as N (EPA 353.2)	**0.83**		0.10	0.084	mg/L			11/04/22 10:50	1

Client Sample Results

Client: SCS Engineers
Project/Site: Pasco County LF

Job ID: 660-124598-1

Client Sample ID: 4MW-4

Date Collected: 10/26/22 13:05
Date Received: 10/26/22 16:40

Lab Sample ID: 660-124642-8

Matrix: Water

Method: SW846 8260D - Volatile Organic Compounds by GC/MS

Analyte	Result	Qualifier	PQL	MDL	Unit	D	Prepared	Analyzed	Dil Fac
Acetone	3.7	U	10	3.7	ug/L			11/01/22 14:49	1
Acrylonitrile	5.5	U	20	5.5	ug/L			11/01/22 14:49	1
Benzene	0.27	U	1.0	0.27	ug/L			11/01/22 14:49	1
Bromoform	0.59	U	1.0	0.59	ug/L			11/01/22 14:49	1
Bromomethane	3.7	U	5.0	3.7	ug/L			11/01/22 14:49	1
2-Butanone (MEK)	6.4	U	10	6.4	ug/L			11/01/22 14:49	1
Carbon disulfide	0.43	U J3	2.0	0.43	ug/L			11/01/22 14:49	1
Carbon tetrachloride	0.30	U	1.0	0.30	ug/L			11/01/22 14:49	1
Chlorobenzene	0.15	U	1.0	0.15	ug/L			11/01/22 14:49	1
Chlorobromomethane	0.34	U	1.0	0.34	ug/L			11/01/22 14:49	1
Chlorodibromomethane	0.39	U	1.0	0.39	ug/L			11/01/22 14:49	1
Chloroethane	4.6	U	5.0	4.6	ug/L			11/01/22 14:49	1
Chloroform	0.27	U	1.0	0.27	ug/L			11/01/22 14:49	1
Chloromethane	0.54	U	1.0	0.54	ug/L			11/01/22 14:49	1
cis-1,2-Dichloroethene	0.25	U	1.0	0.25	ug/L			11/01/22 14:49	1
cis-1,3-Dichloropropene	0.26	U	1.0	0.26	ug/L			11/01/22 14:49	1
Dibromomethane	0.34	U	1.0	0.34	ug/L			11/01/22 14:49	1
1,2-Dichlorobenzene	0.31	U	1.0	0.31	ug/L			11/01/22 14:49	1
1,4-Dichlorobenzene	0.31	U	1.0	0.31	ug/L			11/01/22 14:49	1
Dichlorobromomethane	0.25	U	1.0	0.25	ug/L			11/01/22 14:49	1
1,1-Dichloroethane	0.33	U	1.0	0.33	ug/L			11/01/22 14:49	1
1,2-Dichloroethane	0.25	U	1.0	0.25	ug/L			11/01/22 14:49	1
1,1-Dichloroethene	0.33	U	1.0	0.33	ug/L			11/01/22 14:49	1
1,2-Dichloropropane	0.22	U	1.0	0.22	ug/L			11/01/22 14:49	1
Ethylbenzene	0.20	U	1.0	0.20	ug/L			11/01/22 14:49	1
2-Hexanone	3.2	U	10	3.2	ug/L			11/01/22 14:49	1
Iodomethane	3.9	U	10	3.9	ug/L			11/01/22 14:49	1
Methylene Chloride	3.2	U	5.0	3.2	ug/L			11/01/22 14:49	1
4-Methyl-2-pentanone (MIBK)	2.7	U	10	2.7	ug/L			11/01/22 14:49	1
Styrene	0.27	U	1.0	0.27	ug/L			11/01/22 14:49	1
1,1,1,2-Tetrachloroethane	0.36	U	1.0	0.36	ug/L			11/01/22 14:49	1
1,1,2,2-Tetrachloroethane	0.40	U	1.0	0.40	ug/L			11/01/22 14:49	1
Tetrachloroethene	0.35	U	0.50	0.35	ug/L			11/01/22 14:49	1
Toluene	0.25	U	1.0	0.25	ug/L			11/01/22 14:49	1
trans-1,4-Dichloro-2-butene	1.3	U	2.0	1.3	ug/L			11/01/22 14:49	1
trans-1,2-Dichloroethene	0.34	U	1.0	0.34	ug/L			11/01/22 14:49	1
trans-1,3-Dichloropropene	0.23	U	1.0	0.23	ug/L			11/01/22 14:49	1
1,1,1-Trichloroethane	0.21	U	1.0	0.21	ug/L			11/01/22 14:49	1
1,1,2-Trichloroethane	0.32	U	1.0	0.32	ug/L			11/01/22 14:49	1
Trichloroethene	0.20	U	1.0	0.20	ug/L			11/01/22 14:49	1
Trichlorofluoromethane	0.33	U	1.0	0.33	ug/L			11/01/22 14:49	1
1,2,3-Trichloropropane	0.48	U	1.0	0.48	ug/L			11/01/22 14:49	1
Vinyl acetate	0.69	U	2.0	0.69	ug/L			11/01/22 14:49	1
Vinyl chloride	0.40	U	1.0	0.40	ug/L			11/01/22 14:49	1
Xylenes, Total	0.23	U	1.0	0.23	ug/L			11/01/22 14:49	1

Surrogate	*%Recovery*	*Qualifier*	*Limits*	*Prepared*	*Analyzed*	*Dil Fac*
4-Bromofluorobenzene (Surr)	*98*		*70 - 130*		*11/01/22 14:49*	*1*
Dibromofluoromethane (Surr)	*104*		*70 - 130*		*11/01/22 14:49*	*1*
1,2-Dichloroethane-d4 (Surr)	*76*		*60 - 124*		*11/01/22 14:49*	*1*

Client Sample Results

Client: SCS Engineers
Project/Site: Pasco County LF

Job ID: 660-124598-1

Client Sample ID: 4MW-4

Date Collected: 10/26/22 13:05
Date Received: 10/26/22 16:40

Lab Sample ID: 660-124642-8

Matrix: Water

Method: SW846 8260D - Volatile Organic Compounds by GC/MS (Continued)

Surrogate	*%Recovery*	*Qualifier*	*Limits*	*Prepared*	*Analyzed*	*Dil Fac*
Toluene-d8 (Surr)	*108*		*70 - 130*		*11/01/22 14:49*	*1*

Method: SW846 8011 - EDB, DBCP, and 1,2,3-TCP (GC)

Analyte	Result	Qualifier	PQL	MDL	Unit	D	Prepared	Analyzed	Dil Fac
Ethylene Dibromide	0.0050	U	0.018	0.0050	ug/L		10/31/22 15:05	10/31/22 20:20	1
1,2-Dibromo-3-Chloropropane	0.0030	U	0.018	0.0030	ug/L		10/31/22 15:05	10/31/22 20:20	1
1,2,3-Trichloropropane	0.024	U	0.18	0.024	ug/L		10/31/22 15:05	10/31/22 20:20	1

Surrogate	*%Recovery*	*Qualifier*	*Limits*	*Prepared*	*Analyzed*	*Dil Fac*
Pentachloroethane	*105*		*60 - 144*	*10/31/22 15:05*	*10/31/22 20:20*	*1*

Method: MCAWW 300.0-1993 R2.1 - Anions, Ion Chromatography

Analyte	Result	Qualifier	PQL	MDL	Unit	D	Prepared	Analyzed	Dil Fac
Chloride	**17**		0.50	0.20	mg/L			11/09/22 16:44	1

Method: SW846 6020B - Metals (ICP/MS) - Total Recoverable

Analyte	Result	Qualifier	PQL	MDL	Unit	D	Prepared	Analyzed	Dil Fac
Antimony	0.52	U	5.0	0.52	ug/L		10/31/22 12:53	11/01/22 20:08	1
Arsenic	0.86	U	3.0	0.86	ug/L		10/31/22 12:53	11/01/22 20:08	1
Barium	**8.5**		5.0	0.89	ug/L		10/31/22 12:53	11/01/22 20:08	1
Beryllium	0.20	U	0.50	0.20	ug/L		10/31/22 12:53	11/01/22 20:08	1
Cadmium	**0.090**	**I**	0.50	0.078	ug/L		10/31/22 12:53	11/01/22 20:08	1
Chromium	2.6	U	5.0	2.6	ug/L		10/31/22 12:53	11/01/22 20:08	1
Cobalt	0.22	U	0.50	0.22	ug/L		10/31/22 12:53	11/01/22 20:08	1
Copper	0.90	U	5.0	0.90	ug/L		10/31/22 12:53	11/01/22 20:08	1
Iron	**41**	**I**	100	26	ug/L		10/31/22 12:53	11/01/22 20:08	1
Lead	0.34	U	2.5	0.34	ug/L		10/31/22 12:53	11/01/22 20:08	1
Nickel	1.8	U	5.0	1.8	ug/L		10/31/22 12:53	11/01/22 20:08	1
Selenium	1.2	U	2.5	1.2	ug/L		10/31/22 12:53	11/01/22 20:08	1
Silver	0.39	U	1.0	0.39	ug/L		10/31/22 12:53	11/01/22 20:08	1
Sodium	**5.7**		0.50	0.20	mg/L		10/31/22 12:53	11/01/22 20:08	1
Thallium	0.26	U	1.0	0.26	ug/L		10/31/22 12:53	11/01/22 20:08	1
Vanadium	**2.5**	**I**	10	1.8	ug/L		10/31/22 12:53	11/01/22 20:08	1
Zinc	10	U	20	10	ug/L		10/31/22 12:53	11/01/22 20:08	1

Method: SW846 7470A - Mercury (CVAA)

Analyte	Result	Qualifier	PQL	MDL	Unit	D	Prepared	Analyzed	Dil Fac
Mercury	0.080	U	0.20	0.080	ug/L		10/31/22 16:05	11/01/22 14:22	1

General Chemistry

Analyte	Result	Qualifier	PQL	MDL	Unit	D	Prepared	Analyzed	Dil Fac
Total Dissolved Solids (SM 2540C-2011)	**230**		20	20	mg/L			10/28/22 10:16	1
Ammonia (as N) (MCAWW 350.1-1993 R2.0)	0.10	U	0.25	0.10	mg/L			10/31/22 15:07	1
Nitrate as N (EPA 353.2)	**0.65**		0.10	0.084	mg/L			11/04/22 10:50	1

Client Sample Results

Client: SCS Engineers
Project/Site: Pasco County LF

Job ID: 660-124598-1

Client Sample ID: 2MW-18D

Date Collected: 10/26/22 13:35
Date Received: 10/26/22 16:40

Lab Sample ID: 660-124642-9

Matrix: Water

Method: SW846 8260D - Volatile Organic Compounds by GC/MS

Analyte	Result	Qualifier	PQL	MDL	Unit	D	Prepared	Analyzed	Dil Fac
Acetone	3.7	U	10	3.7	ug/L			11/01/22 15:08	1
Acrylonitrile	5.5	U	20	5.5	ug/L			11/01/22 15:08	1
Benzene	0.27	U	1.0	0.27	ug/L			11/01/22 15:08	1
Bromoform	0.59	U	1.0	0.59	ug/L			11/01/22 15:08	1
Bromomethane	3.7	U	5.0	3.7	ug/L			11/01/22 15:08	1
2-Butanone (MEK)	6.4	U	10	6.4	ug/L			11/01/22 15:08	1
Carbon disulfide	0.43	U J3	2.0	0.43	ug/L			11/01/22 15:08	1
Carbon tetrachloride	0.30	U	1.0	0.30	ug/L			11/01/22 15:08	1
Chlorobenzene	0.15	U	1.0	0.15	ug/L			11/01/22 15:08	1
Chlorobromomethane	0.34	U	1.0	0.34	ug/L			11/01/22 15:08	1
Chlorodibromomethane	0.39	U	1.0	0.39	ug/L			11/01/22 15:08	1
Chloroethane	4.6	U	5.0	4.6	ug/L			11/01/22 15:08	1
Chloroform	0.27	U	1.0	0.27	ug/L			11/01/22 15:08	1
Chloromethane	0.54	U	1.0	0.54	ug/L			11/01/22 15:08	1
cis-1,2-Dichloroethene	0.25	U	1.0	0.25	ug/L			11/01/22 15:08	1
cis-1,3-Dichloropropene	0.26	U	1.0	0.26	ug/L			11/01/22 15:08	1
Dibromomethane	0.34	U	1.0	0.34	ug/L			11/01/22 15:08	1
1,2-Dichlorobenzene	0.31	U	1.0	0.31	ug/L			11/01/22 15:08	1
1,4-Dichlorobenzene	0.31	U	1.0	0.31	ug/L			11/01/22 15:08	1
Dichlorobromomethane	0.25	U	1.0	0.25	ug/L			11/01/22 15:08	1
1,1-Dichloroethane	0.33	U	1.0	0.33	ug/L			11/01/22 15:08	1
1,2-Dichloroethane	0.25	U	1.0	0.25	ug/L			11/01/22 15:08	1
1,1-Dichloroethene	0.33	U	1.0	0.33	ug/L			11/01/22 15:08	1
1,2-Dichloropropane	0.22	U	1.0	0.22	ug/L			11/01/22 15:08	1
Ethylbenzene	0.20	U	1.0	0.20	ug/L			11/01/22 15:08	1
2-Hexanone	3.2	U	10	3.2	ug/L			11/01/22 15:08	1
Iodomethane	3.9	U	10	3.9	ug/L			11/01/22 15:08	1
Methylene Chloride	3.2	U	5.0	3.2	ug/L			11/01/22 15:08	1
4-Methyl-2-pentanone (MIBK)	2.7	U	10	2.7	ug/L			11/01/22 15:08	1
Styrene	0.27	U	1.0	0.27	ug/L			11/01/22 15:08	1
1,1,1,2-Tetrachloroethane	0.36	U	1.0	0.36	ug/L			11/01/22 15:08	1
1,1,2,2-Tetrachloroethane	0.40	U	1.0	0.40	ug/L			11/01/22 15:08	1
Tetrachloroethene	0.35	U	0.50	0.35	ug/L			11/01/22 15:08	1
Toluene	0.25	U	1.0	0.25	ug/L			11/01/22 15:08	1
trans-1,4-Dichloro-2-butene	1.3	U	2.0	1.3	ug/L			11/01/22 15:08	1
trans-1,2-Dichloroethene	0.34	U	1.0	0.34	ug/L			11/01/22 15:08	1
trans-1,3-Dichloropropene	0.23	U	1.0	0.23	ug/L			11/01/22 15:08	1
1,1,1-Trichloroethane	0.21	U	1.0	0.21	ug/L			11/01/22 15:08	1
1,1,2-Trichloroethane	0.32	U	1.0	0.32	ug/L			11/01/22 15:08	1
Trichloroethene	0.20	U	1.0	0.20	ug/L			11/01/22 15:08	1
Trichlorofluoromethane	0.33	U	1.0	0.33	ug/L			11/01/22 15:08	1
1,2,3-Trichloropropane	0.48	U	1.0	0.48	ug/L			11/01/22 15:08	1
Vinyl acetate	0.69	U	2.0	0.69	ug/L			11/01/22 15:08	1
Vinyl chloride	0.40	U	1.0	0.40	ug/L			11/01/22 15:08	1
Xylenes, Total	0.23	U	1.0	0.23	ug/L			11/01/22 15:08	1

Surrogate	*%Recovery*	*Qualifier*	*Limits*	*Prepared*	*Analyzed*	*Dil Fac*
4-Bromofluorobenzene (Surr)	*97*		*70 - 130*		*11/01/22 15:08*	*1*
Dibromofluoromethane (Surr)	*104*		*70 - 130*		*11/01/22 15:08*	*1*
1,2-Dichloroethane-d4 (Surr)	*77*		*60 - 124*		*11/01/22 15:08*	*1*

Client Sample Results

Client: SCS Engineers
Project/Site: Pasco County LF

Job ID: 660-124598-1

Client Sample ID: 2MW-18D

Date Collected: 10/26/22 13:35
Date Received: 10/26/22 16:40

Lab Sample ID: 660-124642-9

Matrix: Water

Method: SW846 8260D - Volatile Organic Compounds by GC/MS (Continued)

Surrogate	*%Recovery*	*Qualifier*	*Limits*	*Prepared*	*Analyzed*	*Dil Fac*
Toluene-d8 (Surr)	*112*		*70 - 130*		*11/01/22 15:08*	*1*

Method: SW846 8011 - EDB, DBCP, and 1,2,3-TCP (GC)

Analyte	Result	Qualifier	PQL	MDL	Unit	D	Prepared	Analyzed	Dil Fac
Ethylene Dibromide	0.0051	U	0.018	0.0051	ug/L		10/31/22 15:05	10/31/22 20:30	1
1,2-Dibromo-3-Chloropropane	0.0031	U	0.018	0.0031	ug/L		10/31/22 15:05	10/31/22 20:30	1
1,2,3-Trichloropropane	0.024	U	0.18	0.024	ug/L		10/31/22 15:05	10/31/22 20:30	1

Surrogate	*%Recovery*	*Qualifier*	*Limits*	*Prepared*	*Analyzed*	*Dil Fac*
Pentachloroethane	*102*		*60 - 144*	*10/31/22 15:05*	*10/31/22 20:30*	*1*

Method: MCAWW 300.0-1993 R2.1 - Anions, Ion Chromatography

Analyte	Result	Qualifier	PQL	MDL	Unit	D	Prepared	Analyzed	Dil Fac
Chloride	**29**		0.50	0.20	mg/L			11/09/22 16:57	1

Method: SW846 6020B - Metals (ICP/MS) - Total Recoverable

Analyte	Result	Qualifier	PQL	MDL	Unit	D	Prepared	Analyzed	Dil Fac
Antimony	0.52	U	5.0	0.52	ug/L		10/31/22 12:53	11/01/22 20:11	1
Arsenic	**0.91**	**I**	3.0	0.86	ug/L		10/31/22 12:53	11/01/22 20:11	1
Barium	**11**		5.0	0.89	ug/L		10/31/22 12:53	11/01/22 20:11	1
Beryllium	0.20	U	0.50	0.20	ug/L		10/31/22 12:53	11/01/22 20:11	1
Cadmium	0.078	U	0.50	0.078	ug/L		10/31/22 12:53	11/01/22 20:11	1
Chromium	2.6	U	5.0	2.6	ug/L		10/31/22 12:53	11/01/22 20:11	1
Cobalt	0.22	U	0.50	0.22	ug/L		10/31/22 12:53	11/01/22 20:11	1
Copper	0.90	U	5.0	0.90	ug/L		10/31/22 12:53	11/01/22 20:11	1
Iron	**67**	**I**	100	26	ug/L		10/31/22 12:53	11/01/22 20:11	1
Lead	0.34	U	2.5	0.34	ug/L		10/31/22 12:53	11/01/22 20:11	1
Nickel	1.8	U	5.0	1.8	ug/L		10/31/22 12:53	11/01/22 20:11	1
Selenium	1.2	U	2.5	1.2	ug/L		10/31/22 12:53	11/01/22 20:11	1
Silver	0.39	U	1.0	0.39	ug/L		10/31/22 12:53	11/01/22 20:11	1
Sodium	**10**		0.50	0.20	mg/L		10/31/22 12:53	11/01/22 20:11	1
Thallium	0.26	U	1.0	0.26	ug/L		10/31/22 12:53	11/01/22 20:11	1
Vanadium	**2.2**	**I**	10	1.8	ug/L		10/31/22 12:53	11/01/22 20:11	1
Zinc	10	U	20	10	ug/L		10/31/22 12:53	11/01/22 20:11	1

Method: SW846 7470A - Mercury (CVAA)

Analyte	Result	Qualifier	PQL	MDL	Unit	D	Prepared	Analyzed	Dil Fac
Mercury	0.080	U	0.20	0.080	ug/L		10/31/22 16:05	11/01/22 14:25	1

General Chemistry

Analyte	Result	Qualifier	PQL	MDL	Unit	D	Prepared	Analyzed	Dil Fac
Total Dissolved Solids (SM 2540C-2011)	**270**		20	20	mg/L			10/28/22 10:16	1
Ammonia (as N) (MCAWW 350.1-1993 R2.0)	0.10	U	0.25	0.10	mg/L			10/31/22 15:14	1
Nitrate as N (EPA 353.2)	**0.94**		0.10	0.084	mg/L			11/04/22 10:50	1

Client Sample Results

Client: SCS Engineers
Project/Site: Pasco County LF

Job ID: 660-124598-1

Client Sample ID: 4MW-12D

Date Collected: 10/26/22 14:25
Date Received: 10/26/22 16:40

Lab Sample ID: 660-124642-10

Matrix: Water

Method: SW846 8260D - Volatile Organic Compounds by GC/MS

Analyte	Result	Qualifier	PQL	MDL	Unit	D	Prepared	Analyzed	Dil Fac
Acetone	3.7	U	10	3.7	ug/L			11/01/22 15:28	1
Acrylonitrile	5.5	U	20	5.5	ug/L			11/01/22 15:28	1
Benzene	0.27	U	1.0	0.27	ug/L			11/01/22 15:28	1
Bromoform	0.59	U	1.0	0.59	ug/L			11/01/22 15:28	1
Bromomethane	3.7	U	5.0	3.7	ug/L			11/01/22 15:28	1
2-Butanone (MEK)	6.4	U	10	6.4	ug/L			11/01/22 15:28	1
Carbon disulfide	0.43	U J3	2.0	0.43	ug/L			11/01/22 15:28	1
Carbon tetrachloride	0.30	U	1.0	0.30	ug/L			11/01/22 15:28	1
Chlorobenzene	0.15	U	1.0	0.15	ug/L			11/01/22 15:28	1
Chlorobromomethane	0.34	U	1.0	0.34	ug/L			11/01/22 15:28	1
Chlorodibromomethane	0.39	U	1.0	0.39	ug/L			11/01/22 15:28	1
Chloroethane	4.6	U	5.0	4.6	ug/L			11/01/22 15:28	1
Chloroform	0.27	U	1.0	0.27	ug/L			11/01/22 15:28	1
Chloromethane	0.54	U	1.0	0.54	ug/L			11/01/22 15:28	1
cis-1,2-Dichloroethene	0.25	U	1.0	0.25	ug/L			11/01/22 15:28	1
cis-1,3-Dichloropropene	0.26	U	1.0	0.26	ug/L			11/01/22 15:28	1
Dibromomethane	0.34	U	1.0	0.34	ug/L			11/01/22 15:28	1
1,2-Dichlorobenzene	0.31	U	1.0	0.31	ug/L			11/01/22 15:28	1
1,4-Dichlorobenzene	0.31	U	1.0	0.31	ug/L			11/01/22 15:28	1
Dichlorobromomethane	0.25	U	1.0	0.25	ug/L			11/01/22 15:28	1
1,1-Dichloroethane	0.33	U	1.0	0.33	ug/L			11/01/22 15:28	1
1,2-Dichloroethane	0.25	U	1.0	0.25	ug/L			11/01/22 15:28	1
1,1-Dichloroethene	0.33	U	1.0	0.33	ug/L			11/01/22 15:28	1
1,2-Dichloropropane	0.22	U	1.0	0.22	ug/L			11/01/22 15:28	1
Ethylbenzene	0.20	U	1.0	0.20	ug/L			11/01/22 15:28	1
2-Hexanone	3.2	U	10	3.2	ug/L			11/01/22 15:28	1
Iodomethane	3.9	U	10	3.9	ug/L			11/01/22 15:28	1
Methylene Chloride	3.2	U	5.0	3.2	ug/L			11/01/22 15:28	1
4-Methyl-2-pentanone (MIBK)	2.7	U	10	2.7	ug/L			11/01/22 15:28	1
Styrene	0.27	U	1.0	0.27	ug/L			11/01/22 15:28	1
1,1,1,2-Tetrachloroethane	0.36	U	1.0	0.36	ug/L			11/01/22 15:28	1
1,1,2,2-Tetrachloroethane	0.40	U	1.0	0.40	ug/L			11/01/22 15:28	1
Tetrachloroethene	0.35	U	0.50	0.35	ug/L			11/01/22 15:28	1
Toluene	0.25	U	1.0	0.25	ug/L			11/01/22 15:28	1
trans-1,4-Dichloro-2-butene	1.3	U	2.0	1.3	ug/L			11/01/22 15:28	1
trans-1,2-Dichloroethene	0.34	U	1.0	0.34	ug/L			11/01/22 15:28	1
trans-1,3-Dichloropropene	0.23	U	1.0	0.23	ug/L			11/01/22 15:28	1
1,1,1-Trichloroethane	0.21	U	1.0	0.21	ug/L			11/01/22 15:28	1
1,1,2-Trichloroethane	0.32	U	1.0	0.32	ug/L			11/01/22 15:28	1
Trichloroethene	0.20	U	1.0	0.20	ug/L			11/01/22 15:28	1
Trichlorofluoromethane	0.33	U	1.0	0.33	ug/L			11/01/22 15:28	1
1,2,3-Trichloropropane	0.48	U	1.0	0.48	ug/L			11/01/22 15:28	1
Vinyl acetate	0.69	U	2.0	0.69	ug/L			11/01/22 15:28	1
Vinyl chloride	0.40	U	1.0	0.40	ug/L			11/01/22 15:28	1
Xylenes, Total	0.23	U	1.0	0.23	ug/L			11/01/22 15:28	1

Surrogate	*%Recovery*	*Qualifier*	*Limits*	*Prepared*	*Analyzed*	*Dil Fac*
4-Bromofluorobenzene (Surr)	*96*		*70 - 130*		*11/01/22 15:28*	*1*
Dibromofluoromethane (Surr)	*102*		*70 - 130*		*11/01/22 15:28*	*1*
1,2-Dichloroethane-d4 (Surr)	*77*		*60 - 124*		*11/01/22 15:28*	*1*

Client Sample Results

Client: SCS Engineers
Project/Site: Pasco County LF

Job ID: 660-124598-1

Client Sample ID: 4MW-12D

Date Collected: 10/26/22 14:25
Date Received: 10/26/22 16:40

Lab Sample ID: 660-124642-10

Matrix: Water

Method: SW846 8260D - Volatile Organic Compounds by GC/MS (Continued)

Surrogate	*%Recovery*	*Qualifier*	*Limits*	*Prepared*	*Analyzed*	*Dil Fac*
Toluene-d8 (Surr)	*107*		*70 - 130*		*11/01/22 15:28*	*1*

Method: SW846 8011 - EDB, DBCP, and 1,2,3-TCP (GC)

Analyte	Result	Qualifier	PQL	MDL	Unit	D	Prepared	Analyzed	Dil Fac
Ethylene Dibromide	0.0051	U	0.018	0.0051	ug/L		10/31/22 15:05	10/31/22 20:39	1
1,2-Dibromo-3-Chloropropane	0.0031	U	0.018	0.0031	ug/L		10/31/22 15:05	10/31/22 20:39	1
1,2,3-Trichloropropane	0.025	U	0.18	0.025	ug/L		10/31/22 15:05	10/31/22 20:39	1

Surrogate	*%Recovery*	*Qualifier*	*Limits*	*Prepared*	*Analyzed*	*Dil Fac*
Pentachloroethane	*108*		*60 - 144*	*10/31/22 15:05*	*10/31/22 20:39*	*1*

Method: MCAWW 300.0-1993 R2.1 - Anions, Ion Chromatography

Analyte	Result	Qualifier	PQL	MDL	Unit	D	Prepared	Analyzed	Dil Fac
Chloride	**27**		0.50	0.20	mg/L			11/09/22 17:10	1

Method: SW846 6020B - Metals (ICP/MS) - Total Recoverable

Analyte	Result	Qualifier	PQL	MDL	Unit	D	Prepared	Analyzed	Dil Fac
Antimony	0.52	U	5.0	0.52	ug/L		10/31/22 12:53	11/01/22 20:13	1
Arsenic	**0.94**	**I**	3.0	0.86	ug/L		10/31/22 12:53	11/01/22 20:13	1
Barium	**7.4**		5.0	0.89	ug/L		10/31/22 12:53	11/01/22 20:13	1
Beryllium	0.20	U	0.50	0.20	ug/L		10/31/22 12:53	11/01/22 20:13	1
Cadmium	**0.085**	**I**	0.50	0.078	ug/L		10/31/22 12:53	11/01/22 20:13	1
Chromium	2.6	U	5.0	2.6	ug/L		10/31/22 12:53	11/01/22 20:13	1
Cobalt	0.22	U	0.50	0.22	ug/L		10/31/22 12:53	11/01/22 20:13	1
Copper	0.90	U	5.0	0.90	ug/L		10/31/22 12:53	11/01/22 20:13	1
Iron	26	U	100	26	ug/L		10/31/22 12:53	11/01/22 20:13	1
Lead	0.34	U	2.5	0.34	ug/L		10/31/22 12:53	11/01/22 20:13	1
Nickel	1.8	U	5.0	1.8	ug/L		10/31/22 12:53	11/01/22 20:13	1
Selenium	1.2	U	2.5	1.2	ug/L		10/31/22 12:53	11/01/22 20:13	1
Silver	0.39	U	1.0	0.39	ug/L		10/31/22 12:53	11/01/22 20:13	1
Sodium	**7.1**		0.50	0.20	mg/L		10/31/22 12:53	11/01/22 20:13	1
Thallium	0.26	U	1.0	0.26	ug/L		10/31/22 12:53	11/01/22 20:13	1
Vanadium	1.8	U	10	1.8	ug/L		10/31/22 12:53	11/01/22 20:13	1
Zinc	10	U	20	10	ug/L		10/31/22 12:53	11/01/22 20:13	1

Method: SW846 7470A - Mercury (CVAA)

Analyte	Result	Qualifier	PQL	MDL	Unit	D	Prepared	Analyzed	Dil Fac
Mercury	0.080	U	0.20	0.080	ug/L		10/31/22 16:05	11/01/22 14:29	1

General Chemistry

Analyte	Result	Qualifier	PQL	MDL	Unit	D	Prepared	Analyzed	Dil Fac
Total Dissolved Solids (SM 2540C-2011)	**210**		20	20	mg/L			10/28/22 10:16	1
Ammonia (as N) (MCAWW 350.1-1993 R2.0)	0.10	U	0.25	0.10	mg/L			10/31/22 15:14	1
Nitrate as N (EPA 353.2)	**1.1**		0.10	0.084	mg/L			11/04/22 10:50	1

Client Sample Results

Client: SCS Engineers
Project/Site: Pasco County LF

Job ID: 660-124598-1

Client Sample ID: 4MW-14D

Date Collected: 10/26/22 15:14
Date Received: 10/26/22 16:40

Lab Sample ID: 660-124642-11

Matrix: Water

Method: SW846 8260D - Volatile Organic Compounds by GC/MS

Analyte	Result	Qualifier	PQL	MDL	Unit	D	Prepared	Analyzed	Dil Fac
Acetone	3.7	U J3	10	3.7	ug/L			11/02/22 18:56	1
Acrylonitrile	5.5	U	20	5.5	ug/L			11/02/22 18:56	1
Benzene	0.27	U	1.0	0.27	ug/L			11/02/22 18:56	1
Bromoform	0.59	U	1.0	0.59	ug/L			11/02/22 18:56	1
Bromomethane	3.7	U	5.0	3.7	ug/L			11/02/22 18:56	1
2-Butanone (MEK)	6.4	U J3	10	6.4	ug/L			11/02/22 18:56	1
Carbon disulfide	0.43	U	2.0	0.43	ug/L			11/02/22 18:56	1
Carbon tetrachloride	0.30	U	1.0	0.30	ug/L			11/02/22 18:56	1
Chlorobenzene	0.15	U	1.0	0.15	ug/L			11/02/22 18:56	1
Chlorobromomethane	0.34	U	1.0	0.34	ug/L			11/02/22 18:56	1
Chlorodibromomethane	0.39	U	1.0	0.39	ug/L			11/02/22 18:56	1
Chloroethane	4.6	U	5.0	4.6	ug/L			11/02/22 18:56	1
Chloroform	0.27	U	1.0	0.27	ug/L			11/02/22 18:56	1
Chloromethane	0.54	U	1.0	0.54	ug/L			11/02/22 18:56	1
cis-1,2-Dichloroethene	0.25	U	1.0	0.25	ug/L			11/02/22 18:56	1
cis-1,3-Dichloropropene	0.26	U	1.0	0.26	ug/L			11/02/22 18:56	1
Dibromomethane	0.34	U	1.0	0.34	ug/L			11/02/22 18:56	1
1,2-Dichlorobenzene	0.31	U	1.0	0.31	ug/L			11/02/22 18:56	1
1,4-Dichlorobenzene	0.31	U	1.0	0.31	ug/L			11/02/22 18:56	1
Dichlorobromomethane	0.25	U	1.0	0.25	ug/L			11/02/22 18:56	1
1,1-Dichloroethane	0.33	U	1.0	0.33	ug/L			11/02/22 18:56	1
1,2-Dichloroethane	0.25	U	1.0	0.25	ug/L			11/02/22 18:56	1
1,1-Dichloroethene	0.33	U	1.0	0.33	ug/L			11/02/22 18:56	1
1,2-Dichloropropane	0.22	U	1.0	0.22	ug/L			11/02/22 18:56	1
Ethylbenzene	0.20	U	1.0	0.20	ug/L			11/02/22 18:56	1
2-Hexanone	3.2	U J3	10	3.2	ug/L			11/02/22 18:56	1
Iodomethane	3.9	U	10	3.9	ug/L			11/02/22 18:56	1
Methylene Chloride	3.2	U	5.0	3.2	ug/L			11/02/22 18:56	1
4-Methyl-2-pentanone (MIBK)	2.7	U	10	2.7	ug/L			11/02/22 18:56	1
Styrene	0.27	U	1.0	0.27	ug/L			11/02/22 18:56	1
1,1,1,2-Tetrachloroethane	0.36	U	1.0	0.36	ug/L			11/02/22 18:56	1
1,1,2,2-Tetrachloroethane	0.40	U	1.0	0.40	ug/L			11/02/22 18:56	1
Tetrachloroethene	0.35	U	0.50	0.35	ug/L			11/02/22 18:56	1
Toluene	0.25	U	1.0	0.25	ug/L			11/02/22 18:56	1
trans-1,4-Dichloro-2-butene	1.3	U	2.0	1.3	ug/L			11/02/22 18:56	1
trans-1,2-Dichloroethene	0.34	U	1.0	0.34	ug/L			11/02/22 18:56	1
trans-1,3-Dichloropropene	0.23	U	1.0	0.23	ug/L			11/02/22 18:56	1
1,1,1-Trichloroethane	0.21	U	1.0	0.21	ug/L			11/02/22 18:56	1
1,1,2-Trichloroethane	0.32	U	1.0	0.32	ug/L			11/02/22 18:56	1
Trichloroethene	0.20	U	1.0	0.20	ug/L			11/02/22 18:56	1
Trichlorofluoromethane	0.33	U J3	1.0	0.33	ug/L			11/02/22 18:56	1
1,2,3-Trichloropropane	0.48	U	1.0	0.48	ug/L			11/02/22 18:56	1
Vinyl acetate	0.69	U	2.0	0.69	ug/L			11/02/22 18:56	1
Vinyl chloride	0.40	U	1.0	0.40	ug/L			11/02/22 18:56	1
Xylenes, Total	0.23	U	1.0	0.23	ug/L			11/02/22 18:56	1

Surrogate	*%Recovery*	*Qualifier*	*Limits*	*Prepared*	*Analyzed*	*Dil Fac*
4-Bromofluorobenzene (Surr)	*95*		*70 - 130*		*11/02/22 18:56*	*1*
Dibromofluoromethane (Surr)	*113*		*70 - 130*		*11/02/22 18:56*	*1*
1,2-Dichloroethane-d4 (Surr)	*102*		*60 - 124*		*11/02/22 18:56*	*1*

Client Sample Results

Client: SCS Engineers
Project/Site: Pasco County LF

Job ID: 660-124598-1

Client Sample ID: 4MW-14D

Date Collected: 10/26/22 15:14
Date Received: 10/26/22 16:40

Lab Sample ID: 660-124642-11

Matrix: Water

Method: SW846 8260D - Volatile Organic Compounds by GC/MS (Continued)

Surrogate	*%Recovery*	*Qualifier*	*Limits*	*Prepared*	*Analyzed*	*Dil Fac*
Toluene-d8 (Surr)	*108*		*70 - 130*		*11/02/22 18:56*	*1*

Method: SW846 8011 - EDB, DBCP, and 1,2,3-TCP (GC)

Analyte	Result	Qualifier	PQL	MDL	Unit	D	Prepared	Analyzed	Dil Fac
Ethylene Dibromide	0.0053	U	0.019	0.0053	ug/L		10/31/22 15:05	10/31/22 20:49	1
1,2-Dibromo-3-Chloropropane	0.0032	U	0.019	0.0032	ug/L		10/31/22 15:05	10/31/22 20:49	1
1,2,3-Trichloropropane	0.025	U	0.19	0.025	ug/L		10/31/22 15:05	10/31/22 20:49	1

Surrogate	*%Recovery*	*Qualifier*	*Limits*	*Prepared*	*Analyzed*	*Dil Fac*
Pentachloroethane	*103*		*60 - 144*	*10/31/22 15:05*	*10/31/22 20:49*	*1*

Method: MCAWW 300.0-1993 R2.1 - Anions, Ion Chromatography

Analyte	Result	Qualifier	PQL	MDL	Unit	D	Prepared	Analyzed	Dil Fac
Chloride	**34**		0.50	0.20	mg/L			11/09/22 17:24	1

Method: SW846 6020B - Metals (ICP/MS) - Total Recoverable

Analyte	Result	Qualifier	PQL	MDL	Unit	D	Prepared	Analyzed	Dil Fac
Antimony	0.52	U	5.0	0.52	ug/L		10/31/22 12:53	11/01/22 20:16	1
Arsenic	**0.86**	**I**	3.0	0.86	ug/L		10/31/22 12:53	11/01/22 20:16	1
Barium	**13**		5.0	0.89	ug/L		10/31/22 12:53	11/01/22 20:16	1
Beryllium	0.20	U	0.50	0.20	ug/L		10/31/22 12:53	11/01/22 20:16	1
Cadmium	0.078	U	0.50	0.078	ug/L		10/31/22 12:53	11/01/22 20:16	1
Chromium	2.6	U	5.0	2.6	ug/L		10/31/22 12:53	11/01/22 20:16	1
Cobalt	0.22	U	0.50	0.22	ug/L		10/31/22 12:53	11/01/22 20:16	1
Copper	0.90	U	5.0	0.90	ug/L		10/31/22 12:53	11/01/22 20:16	1
Iron	**200**		100	26	ug/L		10/31/22 12:53	11/01/22 20:16	1
Lead	0.34	U	2.5	0.34	ug/L		10/31/22 12:53	11/01/22 20:16	1
Nickel	1.8	U	5.0	1.8	ug/L		10/31/22 12:53	11/01/22 20:16	1
Selenium	1.2	U	2.5	1.2	ug/L		10/31/22 12:53	11/01/22 20:16	1
Silver	0.39	U	1.0	0.39	ug/L		10/31/22 12:53	11/01/22 20:16	1
Sodium	**11**		0.50	0.20	mg/L		10/31/22 12:53	11/01/22 20:16	1
Thallium	0.26	U	1.0	0.26	ug/L		10/31/22 12:53	11/01/22 20:16	1
Vanadium	1.8	U	10	1.8	ug/L		10/31/22 12:53	11/01/22 20:16	1
Zinc	10	U	20	10	ug/L		10/31/22 12:53	11/01/22 20:16	1

Method: SW846 7470A - Mercury (CVAA)

Analyte	Result	Qualifier	PQL	MDL	Unit	D	Prepared	Analyzed	Dil Fac
Mercury	0.080	U	0.20	0.080	ug/L		10/31/22 16:05	11/01/22 14:32	1

General Chemistry

Analyte	Result	Qualifier	PQL	MDL	Unit	D	Prepared	Analyzed	Dil Fac
Total Dissolved Solids (SM 2540C-2011)	**240**		20	20	mg/L			10/28/22 10:16	1
Ammonia (as N) (MCAWW 350.1-1993 R2.0)	0.10	U	0.25	0.10	mg/L			10/31/22 15:14	1
Nitrate as N (EPA 353.2)	**0.88**		0.10	0.084	mg/L			11/04/22 10:50	1

Client Sample Results

Client: SCS Engineers
Project/Site: Pasco County LF

Job ID: 660-124598-1

Client Sample ID: 4MW-5

Date Collected: 10/27/22 10:50
Date Received: 10/28/22 15:45

Lab Sample ID: 660-124675-1

Matrix: Water

Method: SW846 8260D - Volatile Organic Compounds by GC/MS

Analyte	Result	Qualifier	PQL	MDL	Unit	D	Prepared	Analyzed	Dil Fac
Acetone	3.7	U	10	3.7	ug/L			11/02/22 15:03	1
Acrylonitrile	5.5	U	20	5.5	ug/L			11/02/22 15:03	1
Benzene	0.27	U	1.0	0.27	ug/L			11/02/22 15:03	1
Bromoform	0.59	U	1.0	0.59	ug/L			11/02/22 15:03	1
Bromomethane	3.7	U	5.0	3.7	ug/L			11/02/22 15:03	1
2-Butanone (MEK)	6.4	U	10	6.4	ug/L			11/02/22 15:03	1
Carbon disulfide	0.43	U	2.0	0.43	ug/L			11/02/22 15:03	1
Carbon tetrachloride	0.30	U	1.0	0.30	ug/L			11/02/22 15:03	1
Chlorobenzene	0.15	U	1.0	0.15	ug/L			11/02/22 15:03	1
Chlorobromomethane	0.34	U	1.0	0.34	ug/L			11/02/22 15:03	1
Chlorodibromomethane	0.39	U	1.0	0.39	ug/L			11/02/22 15:03	1
Chloroethane	4.6	U	5.0	4.6	ug/L			11/02/22 15:03	1
Chloroform	0.27	U	1.0	0.27	ug/L			11/02/22 15:03	1
Chloromethane	0.54	U J3	1.0	0.54	ug/L			11/02/22 15:03	1
cis-1,2-Dichloroethene	0.25	U	1.0	0.25	ug/L			11/02/22 15:03	1
cis-1,3-Dichloropropene	0.26	U	1.0	0.26	ug/L			11/02/22 15:03	1
Dibromomethane	0.34	U	1.0	0.34	ug/L			11/02/22 15:03	1
1,2-Dichlorobenzene	0.31	U	1.0	0.31	ug/L			11/02/22 15:03	1
1,4-Dichlorobenzene	0.31	U	1.0	0.31	ug/L			11/02/22 15:03	1
Dichlorobromomethane	0.25	U	1.0	0.25	ug/L			11/02/22 15:03	1
1,1-Dichloroethane	0.33	U	1.0	0.33	ug/L			11/02/22 15:03	1
1,2-Dichloroethane	0.25	U	1.0	0.25	ug/L			11/02/22 15:03	1
1,1-Dichloroethene	0.33	U	1.0	0.33	ug/L			11/02/22 15:03	1
1,2-Dichloropropane	0.22	U	1.0	0.22	ug/L			11/02/22 15:03	1
Ethylbenzene	0.20	U	1.0	0.20	ug/L			11/02/22 15:03	1
2-Hexanone	3.2	U	10	3.2	ug/L			11/02/22 15:03	1
Iodomethane	3.9	U	10	3.9	ug/L			11/02/22 15:03	1
Methylene Chloride	3.2	U	5.0	3.2	ug/L			11/02/22 15:03	1
4-Methyl-2-pentanone (MIBK)	2.7	U	10	2.7	ug/L			11/02/22 15:03	1
Styrene	0.27	U	1.0	0.27	ug/L			11/02/22 15:03	1
1,1,1,2-Tetrachloroethane	0.36	U	1.0	0.36	ug/L			11/02/22 15:03	1
1,1,2,2-Tetrachloroethane	0.40	U	1.0	0.40	ug/L			11/02/22 15:03	1
Tetrachloroethene	0.35	U	0.50	0.35	ug/L			11/02/22 15:03	1
Toluene	0.25	U	1.0	0.25	ug/L			11/02/22 15:03	1
trans-1,4-Dichloro-2-butene	1.3	U	2.0	1.3	ug/L			11/02/22 15:03	1
trans-1,2-Dichloroethene	0.34	U	1.0	0.34	ug/L			11/02/22 15:03	1
trans-1,3-Dichloropropene	0.23	U	1.0	0.23	ug/L			11/02/22 15:03	1
1,1,1-Trichloroethane	0.21	U	1.0	0.21	ug/L			11/02/22 15:03	1
1,1,2-Trichloroethane	0.32	U	1.0	0.32	ug/L			11/02/22 15:03	1
Trichloroethene	0.20	U	1.0	0.20	ug/L			11/02/22 15:03	1
Trichlorofluoromethane	0.33	U J3	1.0	0.33	ug/L			11/02/22 15:03	1
1,2,3-Trichloropropane	0.48	U	1.0	0.48	ug/L			11/02/22 15:03	1
Vinyl acetate	0.69	U	2.0	0.69	ug/L			11/02/22 15:03	1
Vinyl chloride	0.40	U J3	1.0	0.40	ug/L			11/02/22 15:03	1
Xylenes, Total	0.23	U	1.0	0.23	ug/L			11/02/22 15:03	1

Surrogate	*%Recovery*	*Qualifier*	*Limits*	*Prepared*	*Analyzed*	*Dil Fac*
4-Bromofluorobenzene (Surr)	*101*		*70 - 130*		*11/02/22 15:03*	*1*
Dibromofluoromethane (Surr)	*97*		*70 - 130*		*11/02/22 15:03*	*1*
1,2-Dichloroethane-d4 (Surr)	*86*		*60 - 124*		*11/02/22 15:03*	*1*

Client Sample Results

Client: SCS Engineers
Project/Site: Pasco County LF

Job ID: 660-124598-1

Client Sample ID: 4MW-5

Date Collected: 10/27/22 10:50
Date Received: 10/28/22 15:45

Lab Sample ID: 660-124675-1

Matrix: Water

Method: SW846 8260D - Volatile Organic Compounds by GC/MS (Continued)

Surrogate	*%Recovery*	*Qualifier*	*Limits*	*Prepared*	*Analyzed*	*Dil Fac*
Toluene-d8 (Surr)	*106*		*70 - 130*		*11/02/22 15:03*	*1*

Method: SW846 8011 - EDB, DBCP, and 1,2,3-TCP (GC)

Analyte	Result	Qualifier	PQL	MDL	Unit	D	Prepared	Analyzed	Dil Fac
Ethylene Dibromide	0.0050	U	0.018	0.0050	ug/L		11/02/22 16:01	11/03/22 00:38	1
1,2-Dibromo-3-Chloropropane	0.0030	U	0.018	0.0030	ug/L		11/02/22 16:01	11/03/22 00:38	1
1,2,3-Trichloropropane	0.024	U	0.18	0.024	ug/L		11/02/22 16:01	11/03/22 00:38	1

Surrogate	*%Recovery*	*Qualifier*	*Limits*	*Prepared*	*Analyzed*	*Dil Fac*
Pentachloroethane	*98*		*60 - 144*	*11/02/22 16:01*	*11/03/22 00:38*	*1*

Method: MCAWW 300.0-1993 R2.1 - Anions, Ion Chromatography

Analyte	Result	Qualifier	PQL	MDL	Unit	D	Prepared	Analyzed	Dil Fac
Chloride	**55**		0.50	0.20	mg/L			11/10/22 14:51	1

Method: SW846 6020B - Metals (ICP/MS) - Total Recoverable

Analyte	Result	Qualifier	PQL	MDL	Unit	D	Prepared	Analyzed	Dil Fac
Antimony	0.52	U	5.0	0.52	ug/L		10/31/22 14:43	11/01/22 18:49	1
Arsenic	**1.1**	**I**	3.0	0.86	ug/L		10/31/22 14:43	11/01/22 18:49	1
Barium	**10**		5.0	0.89	ug/L		10/31/22 14:43	11/01/22 18:49	1
Beryllium	0.20	U	0.50	0.20	ug/L		10/31/22 14:43	11/01/22 18:49	1
Cadmium	0.078	U	0.50	0.078	ug/L		10/31/22 14:43	11/01/22 18:49	1
Chromium	2.6	U	5.0	2.6	ug/L		10/31/22 14:43	11/01/22 18:49	1
Cobalt	0.22	U	0.50	0.22	ug/L		10/31/22 14:43	11/01/22 18:49	1
Copper	0.90	U	5.0	0.90	ug/L		10/31/22 14:43	11/01/22 18:49	1
Iron	**120**		100	26	ug/L		10/31/22 14:43	11/01/22 18:49	1
Lead	0.34	U	2.5	0.34	ug/L		10/31/22 14:43	11/01/22 18:49	1
Nickel	1.8	U	5.0	1.8	ug/L		10/31/22 14:43	11/01/22 18:49	1
Selenium	1.2	U	2.5	1.2	ug/L		10/31/22 14:43	11/01/22 18:49	1
Silver	0.39	U	1.0	0.39	ug/L		10/31/22 14:43	11/01/22 18:49	1
Sodium	**24**		0.50	0.20	mg/L		10/31/22 14:43	11/01/22 18:49	1
Thallium	0.26	U	1.0	0.26	ug/L		10/31/22 14:43	11/01/22 18:49	1
Vanadium	**1.8**	**I**	10	1.8	ug/L		10/31/22 14:43	11/01/22 18:49	1
Zinc	10	U	20	10	ug/L		10/31/22 14:43	11/01/22 18:49	1

Method: SW846 7470A - Mercury (CVAA)

Analyte	Result	Qualifier	PQL	MDL	Unit	D	Prepared	Analyzed	Dil Fac
Mercury	0.080	U	0.20	0.080	ug/L		10/31/22 16:05	11/01/22 14:36	1

General Chemistry

Analyte	Result	Qualifier	PQL	MDL	Unit	D	Prepared	Analyzed	Dil Fac
Total Dissolved Solids (SM 2540C-2011)	**320**		20	20	mg/L			11/01/22 08:14	1
Ammonia (as N) (MCAWW 350.1-1993 R2.0)	0.10	U	0.25	0.10	mg/L			10/31/22 15:43	1

Client Sample Results

Client: SCS Engineers
Project/Site: Pasco County LF

Job ID: 660-124598-1

Client Sample ID: 4MW-3A

Date Collected: 10/27/22 11:27
Date Received: 10/28/22 15:45

Lab Sample ID: 660-124675-2

Matrix: Water

Method: SW846 8260D - Volatile Organic Compounds by GC/MS

Analyte	Result	Qualifier	PQL	MDL	Unit	D	Prepared	Analyzed	Dil Fac
Acetone	3.7	U	10	3.7	ug/L			11/02/22 15:23	1
Acrylonitrile	5.5	U	20	5.5	ug/L			11/02/22 15:23	1
Benzene	0.27	U	1.0	0.27	ug/L			11/02/22 15:23	1
Bromoform	0.59	U	1.0	0.59	ug/L			11/02/22 15:23	1
Bromomethane	3.7	U	5.0	3.7	ug/L			11/02/22 15:23	1
2-Butanone (MEK)	6.4	U	10	6.4	ug/L			11/02/22 15:23	1
Carbon disulfide	0.43	U	2.0	0.43	ug/L			11/02/22 15:23	1
Carbon tetrachloride	0.30	U	1.0	0.30	ug/L			11/02/22 15:23	1
Chlorobenzene	0.15	U	1.0	0.15	ug/L			11/02/22 15:23	1
Chlorobromomethane	0.34	U	1.0	0.34	ug/L			11/02/22 15:23	1
Chlorodibromomethane	0.39	U	1.0	0.39	ug/L			11/02/22 15:23	1
Chloroethane	4.6	U	5.0	4.6	ug/L			11/02/22 15:23	1
Chloroform	0.27	U	1.0	0.27	ug/L			11/02/22 15:23	1
Chloromethane	0.54	U J3	1.0	0.54	ug/L			11/02/22 15:23	1
cis-1,2-Dichloroethene	0.25	U	1.0	0.25	ug/L			11/02/22 15:23	1
cis-1,3-Dichloropropene	0.26	U	1.0	0.26	ug/L			11/02/22 15:23	1
Dibromomethane	0.34	U	1.0	0.34	ug/L			11/02/22 15:23	1
1,2-Dichlorobenzene	0.31	U	1.0	0.31	ug/L			11/02/22 15:23	1
1,4-Dichlorobenzene	0.31	U	1.0	0.31	ug/L			11/02/22 15:23	1
Dichlorobromomethane	0.25	U	1.0	0.25	ug/L			11/02/22 15:23	1
1,1-Dichloroethane	0.33	U	1.0	0.33	ug/L			11/02/22 15:23	1
1,2-Dichloroethane	0.25	U	1.0	0.25	ug/L			11/02/22 15:23	1
1,1-Dichloroethene	0.33	U	1.0	0.33	ug/L			11/02/22 15:23	1
1,2-Dichloropropane	0.22	U	1.0	0.22	ug/L			11/02/22 15:23	1
Ethylbenzene	0.20	U	1.0	0.20	ug/L			11/02/22 15:23	1
2-Hexanone	3.2	U	10	3.2	ug/L			11/02/22 15:23	1
Iodomethane	3.9	U	10	3.9	ug/L			11/02/22 15:23	1
Methylene Chloride	3.2	U	5.0	3.2	ug/L			11/02/22 15:23	1
4-Methyl-2-pentanone (MIBK)	2.7	U	10	2.7	ug/L			11/02/22 15:23	1
Styrene	0.27	U	1.0	0.27	ug/L			11/02/22 15:23	1
1,1,1,2-Tetrachloroethane	0.36	U	1.0	0.36	ug/L			11/02/22 15:23	1
1,1,2,2-Tetrachloroethane	0.40	U	1.0	0.40	ug/L			11/02/22 15:23	1
Tetrachloroethene	0.35	U	0.50	0.35	ug/L			11/02/22 15:23	1
Toluene	0.25	U	1.0	0.25	ug/L			11/02/22 15:23	1
trans-1,4-Dichloro-2-butene	1.3	U	2.0	1.3	ug/L			11/02/22 15:23	1
trans-1,2-Dichloroethene	0.34	U	1.0	0.34	ug/L			11/02/22 15:23	1
trans-1,3-Dichloropropene	0.23	U	1.0	0.23	ug/L			11/02/22 15:23	1
1,1,1-Trichloroethane	0.21	U	1.0	0.21	ug/L			11/02/22 15:23	1
1,1,2-Trichloroethane	0.32	U	1.0	0.32	ug/L			11/02/22 15:23	1
Trichloroethene	0.20	U	1.0	0.20	ug/L			11/02/22 15:23	1
Trichlorofluoromethane	0.33	U J3	1.0	0.33	ug/L			11/02/22 15:23	1
1,2,3-Trichloropropane	0.48	U	1.0	0.48	ug/L			11/02/22 15:23	1
Vinyl acetate	0.69	U	2.0	0.69	ug/L			11/02/22 15:23	1
Vinyl chloride	0.40	U J3	1.0	0.40	ug/L			11/02/22 15:23	1
Xylenes, Total	0.23	U	1.0	0.23	ug/L			11/02/22 15:23	1

Surrogate	*%Recovery*	*Qualifier*	*Limits*	*Prepared*	*Analyzed*	*Dil Fac*
4-Bromofluorobenzene (Surr)	*103*		*70 - 130*		*11/02/22 15:23*	*1*
Dibromofluoromethane (Surr)	*94*		*70 - 130*		*11/02/22 15:23*	*1*
1,2-Dichloroethane-d4 (Surr)	*85*		*60 - 124*		*11/02/22 15:23*	*1*

Client Sample Results

Client: SCS Engineers
Project/Site: Pasco County LF

Job ID: 660-124598-1

Client Sample ID: 4MW-3A

Date Collected: 10/27/22 11:27
Date Received: 10/28/22 15:45

Lab Sample ID: 660-124675-2

Matrix: Water

Method: SW846 8260D - Volatile Organic Compounds by GC/MS (Continued)

Surrogate	*%Recovery*	*Qualifier*	*Limits*	*Prepared*	*Analyzed*	*Dil Fac*
Toluene-d8 (Surr)	*105*		*70 - 130*		*11/02/22 15:23*	*1*

Method: SW846 8011 - EDB, DBCP, and 1,2,3-TCP (GC)

Analyte	Result	Qualifier	PQL	MDL	Unit	D	Prepared	Analyzed	Dil Fac
Ethylene Dibromide	0.0050	U	0.018	0.0050	ug/L		11/02/22 16:01	11/03/22 00:48	1
1,2-Dibromo-3-Chloropropane	0.0030	U	0.018	0.0030	ug/L		11/02/22 16:01	11/03/22 00:48	1
1,2,3-Trichloropropane	0.024	U	0.18	0.024	ug/L		11/02/22 16:01	11/03/22 00:48	1

Surrogate	*%Recovery*	*Qualifier*	*Limits*	*Prepared*	*Analyzed*	*Dil Fac*
Pentachloroethane	*95*		*60 - 144*	*11/02/22 16:01*	*11/03/22 00:48*	*1*

Method: MCAWW 300.0-1993 R2.1 - Anions, Ion Chromatography

Analyte	Result	Qualifier	PQL	MDL	Unit	D	Prepared	Analyzed	Dil Fac
Chloride	**22**		0.50	0.20	mg/L			11/10/22 15:44	1

Method: SW846 6020B - Metals (ICP/MS) - Total Recoverable

Analyte	Result	Qualifier	PQL	MDL	Unit	D	Prepared	Analyzed	Dil Fac
Antimony	0.52	U	5.0	0.52	ug/L		10/31/22 14:43	11/01/22 18:52	1
Arsenic	**0.92**	**I**	3.0	0.86	ug/L		10/31/22 14:43	11/01/22 18:52	1
Barium	**9.9**		5.0	0.89	ug/L		10/31/22 14:43	11/01/22 18:52	1
Beryllium	0.20	U	0.50	0.20	ug/L		10/31/22 14:43	11/01/22 18:52	1
Cadmium	0.078	U	0.50	0.078	ug/L		10/31/22 14:43	11/01/22 18:52	1
Chromium	2.6	U	5.0	2.6	ug/L		10/31/22 14:43	11/01/22 18:52	1
Cobalt	0.22	U	0.50	0.22	ug/L		10/31/22 14:43	11/01/22 18:52	1
Copper	0.90	U	5.0	0.90	ug/L		10/31/22 14:43	11/01/22 18:52	1
Iron	**130**		100	26	ug/L		10/31/22 14:43	11/01/22 18:52	1
Lead	0.34	U	2.5	0.34	ug/L		10/31/22 14:43	11/01/22 18:52	1
Nickel	1.8	U	5.0	1.8	ug/L		10/31/22 14:43	11/01/22 18:52	1
Selenium	1.2	U	2.5	1.2	ug/L		10/31/22 14:43	11/01/22 18:52	1
Silver	0.39	U	1.0	0.39	ug/L		10/31/22 14:43	11/01/22 18:52	1
Sodium	**10**		0.50	0.20	mg/L		10/31/22 14:43	11/01/22 18:52	1
Thallium	0.26	U	1.0	0.26	ug/L		10/31/22 14:43	11/01/22 18:52	1
Vanadium	1.8	U	10	1.8	ug/L		10/31/22 14:43	11/01/22 18:52	1
Zinc	10	U	20	10	ug/L		10/31/22 14:43	11/01/22 18:52	1

Method: SW846 7470A - Mercury (CVAA)

Analyte	Result	Qualifier	PQL	MDL	Unit	D	Prepared	Analyzed	Dil Fac
Mercury	0.080	U	0.20	0.080	ug/L		10/31/22 16:05	11/01/22 14:39	1

General Chemistry

Analyte	Result	Qualifier	PQL	MDL	Unit	D	Prepared	Analyzed	Dil Fac
Total Dissolved Solids (SM 2540C-2011)	**240**		20	20	mg/L			11/01/22 08:14	1
Ammonia (as N) (MCAWW 350.1-1993 R2.0)	**0.10**	**I**	0.25	0.10	mg/L			10/31/22 15:48	1

Client Sample Results

Client: SCS Engineers
Project/Site: Pasco County LF

Job ID: 660-124598-1

Client Sample ID: 4MW-9

Date Collected: 10/27/22 12:42
Date Received: 10/28/22 15:45

Lab Sample ID: 660-124675-3

Matrix: Water

Method: SW846 8260D - Volatile Organic Compounds by GC/MS

Analyte	Result	Qualifier	PQL	MDL	Unit	D	Prepared	Analyzed	Dil Fac
Acetone	3.7	U	10	3.7	ug/L			11/02/22 15:43	1
Acrylonitrile	5.5	U	20	5.5	ug/L			11/02/22 15:43	1
Benzene	0.27	U	1.0	0.27	ug/L			11/02/22 15:43	1
Bromoform	0.59	U	1.0	0.59	ug/L			11/02/22 15:43	1
Bromomethane	3.7	U	5.0	3.7	ug/L			11/02/22 15:43	1
2-Butanone (MEK)	6.4	U	10	6.4	ug/L			11/02/22 15:43	1
Carbon disulfide	0.43	U	2.0	0.43	ug/L			11/02/22 15:43	1
Carbon tetrachloride	0.30	U	1.0	0.30	ug/L			11/02/22 15:43	1
Chlorobenzene	0.15	U	1.0	0.15	ug/L			11/02/22 15:43	1
Chlorobromomethane	0.34	U	1.0	0.34	ug/L			11/02/22 15:43	1
Chlorodibromomethane	0.39	U	1.0	0.39	ug/L			11/02/22 15:43	1
Chloroethane	4.6	U	5.0	4.6	ug/L			11/02/22 15:43	1
Chloroform	0.27	U	1.0	0.27	ug/L			11/02/22 15:43	1
Chloromethane	0.54	U J3	1.0	0.54	ug/L			11/02/22 15:43	1
cis-1,2-Dichloroethene	0.25	U	1.0	0.25	ug/L			11/02/22 15:43	1
cis-1,3-Dichloropropene	0.26	U	1.0	0.26	ug/L			11/02/22 15:43	1
Dibromomethane	0.34	U	1.0	0.34	ug/L			11/02/22 15:43	1
1,2-Dichlorobenzene	0.31	U	1.0	0.31	ug/L			11/02/22 15:43	1
1,4-Dichlorobenzene	0.31	U	1.0	0.31	ug/L			11/02/22 15:43	1
Dichlorobromomethane	0.25	U	1.0	0.25	ug/L			11/02/22 15:43	1
1,1-Dichloroethane	0.33	U	1.0	0.33	ug/L			11/02/22 15:43	1
1,2-Dichloroethane	0.25	U	1.0	0.25	ug/L			11/02/22 15:43	1
1,1-Dichloroethene	0.33	U	1.0	0.33	ug/L			11/02/22 15:43	1
1,2-Dichloropropane	0.22	U	1.0	0.22	ug/L			11/02/22 15:43	1
Ethylbenzene	0.20	U	1.0	0.20	ug/L			11/02/22 15:43	1
2-Hexanone	3.2	U	10	3.2	ug/L			11/02/22 15:43	1
Iodomethane	3.9	U	10	3.9	ug/L			11/02/22 15:43	1
Methylene Chloride	3.2	U	5.0	3.2	ug/L			11/02/22 15:43	1
4-Methyl-2-pentanone (MIBK)	2.7	U	10	2.7	ug/L			11/02/22 15:43	1
Styrene	0.27	U	1.0	0.27	ug/L			11/02/22 15:43	1
1,1,1,2-Tetrachloroethane	0.36	U	1.0	0.36	ug/L			11/02/22 15:43	1
1,1,2,2-Tetrachloroethane	0.40	U	1.0	0.40	ug/L			11/02/22 15:43	1
Tetrachloroethene	0.35	U	0.50	0.35	ug/L			11/02/22 15:43	1
Toluene	0.25	U	1.0	0.25	ug/L			11/02/22 15:43	1
trans-1,4-Dichloro-2-butene	1.3	U	2.0	1.3	ug/L			11/02/22 15:43	1
trans-1,2-Dichloroethene	0.34	U	1.0	0.34	ug/L			11/02/22 15:43	1
trans-1,3-Dichloropropene	0.23	U	1.0	0.23	ug/L			11/02/22 15:43	1
1,1,1-Trichloroethane	0.21	U	1.0	0.21	ug/L			11/02/22 15:43	1
1,1,2-Trichloroethane	0.32	U	1.0	0.32	ug/L			11/02/22 15:43	1
Trichloroethene	0.20	U	1.0	0.20	ug/L			11/02/22 15:43	1
Trichlorofluoromethane	0.33	U J3	1.0	0.33	ug/L			11/02/22 15:43	1
1,2,3-Trichloropropane	0.48	U	1.0	0.48	ug/L			11/02/22 15:43	1
Vinyl acetate	0.69	U	2.0	0.69	ug/L			11/02/22 15:43	1
Vinyl chloride	0.40	U J3	1.0	0.40	ug/L			11/02/22 15:43	1
Xylenes, Total	0.23	U	1.0	0.23	ug/L			11/02/22 15:43	1

Surrogate	*%Recovery*	*Qualifier*	*Limits*	*Prepared*	*Analyzed*	*Dil Fac*
4-Bromofluorobenzene (Surr)	*102*		*70 - 130*		*11/02/22 15:43*	*1*
Dibromofluoromethane (Surr)	*97*		*70 - 130*		*11/02/22 15:43*	*1*
1,2-Dichloroethane-d4 (Surr)	*86*		*60 - 124*		*11/02/22 15:43*	*1*

Client Sample Results

Client: SCS Engineers
Project/Site: Pasco County LF

Job ID: 660-124598-1

Client Sample ID: 4MW-9

Date Collected: 10/27/22 12:42
Date Received: 10/28/22 15:45

Lab Sample ID: 660-124675-3

Matrix: Water

Method: SW846 8260D - Volatile Organic Compounds by GC/MS (Continued)

Surrogate	*%Recovery*	*Qualifier*	*Limits*	*Prepared*	*Analyzed*	*Dil Fac*
Toluene-d8 (Surr)	*104*		*70 - 130*		*11/02/22 15:43*	*1*

Method: SW846 8011 - EDB, DBCP, and 1,2,3-TCP (GC)

Analyte	Result	Qualifier	PQL	MDL	Unit	D	Prepared	Analyzed	Dil Fac
Ethylene Dibromide	0.0051	U	0.018	0.0051	ug/L		11/02/22 16:01	11/03/22 00:58	1
1,2-Dibromo-3-Chloropropane	0.0030	U	0.018	0.0030	ug/L		11/02/22 16:01	11/03/22 00:58	1
1,2,3-Trichloropropane	0.024	U	0.18	0.024	ug/L		11/02/22 16:01	11/03/22 00:58	1

Surrogate	*%Recovery*	*Qualifier*	*Limits*	*Prepared*	*Analyzed*	*Dil Fac*
Pentachloroethane	*93*		*60 - 144*	*11/02/22 16:01*	*11/03/22 00:58*	*1*

Method: MCAWW 300.0-1993 R2.1 - Anions, Ion Chromatography

Analyte	Result	Qualifier	PQL	MDL	Unit	D	Prepared	Analyzed	Dil Fac
Chloride	**27**		0.50	0.20	mg/L			11/10/22 15:58	1

Method: SW846 6020B - Metals (ICP/MS) - Total Recoverable

Analyte	Result	Qualifier	PQL	MDL	Unit	D	Prepared	Analyzed	Dil Fac
Antimony	0.52	U	5.0	0.52	ug/L		10/31/22 14:43	11/01/22 18:55	1
Arsenic	**0.95**	**I**	3.0	0.86	ug/L		10/31/22 14:43	11/01/22 18:55	1
Barium	**9.2**		5.0	0.89	ug/L		10/31/22 14:43	11/01/22 18:55	1
Beryllium	0.20	U	0.50	0.20	ug/L		10/31/22 14:43	11/01/22 18:55	1
Cadmium	0.078	U	0.50	0.078	ug/L		10/31/22 14:43	11/01/22 18:55	1
Chromium	2.6	U	5.0	2.6	ug/L		10/31/22 14:43	11/01/22 18:55	1
Cobalt	0.22	U	0.50	0.22	ug/L		10/31/22 14:43	11/01/22 18:55	1
Copper	0.90	U	5.0	0.90	ug/L		10/31/22 14:43	11/01/22 18:55	1
Iron	26	U	100	26	ug/L		10/31/22 14:43	11/01/22 18:55	1
Lead	0.34	U	2.5	0.34	ug/L		10/31/22 14:43	11/01/22 18:55	1
Nickel	1.8	U	5.0	1.8	ug/L		10/31/22 14:43	11/01/22 18:55	1
Selenium	1.2	U	2.5	1.2	ug/L		10/31/22 14:43	11/01/22 18:55	1
Silver	0.39	U	1.0	0.39	ug/L		10/31/22 14:43	11/01/22 18:55	1
Sodium	**11**		0.50	0.20	mg/L		10/31/22 14:43	11/01/22 18:55	1
Thallium	0.26	U	1.0	0.26	ug/L		10/31/22 14:43	11/01/22 18:55	1
Vanadium	1.8	U	10	1.8	ug/L		10/31/22 14:43	11/01/22 18:55	1
Zinc	10	U	20	10	ug/L		10/31/22 14:43	11/01/22 18:55	1

Method: SW846 7470A - Mercury (CVAA)

Analyte	Result	Qualifier	PQL	MDL	Unit	D	Prepared	Analyzed	Dil Fac
Mercury	0.080	U	0.20	0.080	ug/L		10/31/22 16:05	11/01/22 14:42	1

General Chemistry

Analyte	Result	Qualifier	PQL	MDL	Unit	D	Prepared	Analyzed	Dil Fac
Total Dissolved Solids (SM 2540C-2011)	**230**		20	20	mg/L			11/01/22 08:14	1
Ammonia (as N) (MCAWW 350.1-1993 R2.0)	0.10	U	0.25	0.10	mg/L			10/31/22 15:48	1
Nitrate as N (EPA 353.2)	**0.69**		0.10	0.084	mg/L			11/04/22 10:50	1

Client Sample Results

Client: SCS Engineers
Project/Site: Pasco County LF

Job ID: 660-124598-1

Client Sample ID: 4MW-8

Date Collected: 10/27/22 13:52
Date Received: 10/28/22 15:45

Lab Sample ID: 660-124675-4

Matrix: Water

Method: SW846 8260D - Volatile Organic Compounds by GC/MS

Analyte	Result	Qualifier	PQL	MDL	Unit	D	Prepared	Analyzed	Dil Fac
Acetone	3.7	U	10	3.7	ug/L			11/02/22 16:03	1
Acrylonitrile	5.5	U	20	5.5	ug/L			11/02/22 16:03	1
Benzene	0.27	U	1.0	0.27	ug/L			11/02/22 16:03	1
Bromoform	0.59	U	1.0	0.59	ug/L			11/02/22 16:03	1
Bromomethane	3.7	U	5.0	3.7	ug/L			11/02/22 16:03	1
2-Butanone (MEK)	6.4	U	10	6.4	ug/L			11/02/22 16:03	1
Carbon disulfide	0.43	U	2.0	0.43	ug/L			11/02/22 16:03	1
Carbon tetrachloride	0.30	U	1.0	0.30	ug/L			11/02/22 16:03	1
Chlorobenzene	0.15	U	1.0	0.15	ug/L			11/02/22 16:03	1
Chlorobromomethane	0.34	U	1.0	0.34	ug/L			11/02/22 16:03	1
Chlorodibromomethane	0.39	U	1.0	0.39	ug/L			11/02/22 16:03	1
Chloroethane	4.6	U	5.0	4.6	ug/L			11/02/22 16:03	1
Chloroform	0.27	U	1.0	0.27	ug/L			11/02/22 16:03	1
Chloromethane	0.54	U J3	1.0	0.54	ug/L			11/02/22 16:03	1
cis-1,2-Dichloroethene	0.25	U	1.0	0.25	ug/L			11/02/22 16:03	1
cis-1,3-Dichloropropene	0.26	U	1.0	0.26	ug/L			11/02/22 16:03	1
Dibromomethane	0.34	U	1.0	0.34	ug/L			11/02/22 16:03	1
1,2-Dichlorobenzene	0.31	U	1.0	0.31	ug/L			11/02/22 16:03	1
1,4-Dichlorobenzene	0.31	U	1.0	0.31	ug/L			11/02/22 16:03	1
Dichlorobromomethane	0.25	U	1.0	0.25	ug/L			11/02/22 16:03	1
1,1-Dichloroethane	0.33	U	1.0	0.33	ug/L			11/02/22 16:03	1
1,2-Dichloroethane	0.25	U	1.0	0.25	ug/L			11/02/22 16:03	1
1,1-Dichloroethene	0.33	U	1.0	0.33	ug/L			11/02/22 16:03	1
1,2-Dichloropropane	0.22	U	1.0	0.22	ug/L			11/02/22 16:03	1
Ethylbenzene	0.20	U	1.0	0.20	ug/L			11/02/22 16:03	1
2-Hexanone	3.2	U	10	3.2	ug/L			11/02/22 16:03	1
Iodomethane	3.9	U	10	3.9	ug/L			11/02/22 16:03	1
Methylene Chloride	3.2	U	5.0	3.2	ug/L			11/02/22 16:03	1
4-Methyl-2-pentanone (MIBK)	2.7	U	10	2.7	ug/L			11/02/22 16:03	1
Styrene	0.27	U	1.0	0.27	ug/L			11/02/22 16:03	1
1,1,1,2-Tetrachloroethane	0.36	U	1.0	0.36	ug/L			11/02/22 16:03	1
1,1,2,2-Tetrachloroethane	0.40	U	1.0	0.40	ug/L			11/02/22 16:03	1
Tetrachloroethene	0.35	U	0.50	0.35	ug/L			11/02/22 16:03	1
Toluene	0.25	U	1.0	0.25	ug/L			11/02/22 16:03	1
trans-1,4-Dichloro-2-butene	1.3	U	2.0	1.3	ug/L			11/02/22 16:03	1
trans-1,2-Dichloroethene	0.34	U	1.0	0.34	ug/L			11/02/22 16:03	1
trans-1,3-Dichloropropene	0.23	U	1.0	0.23	ug/L			11/02/22 16:03	1
1,1,1-Trichloroethane	0.21	U	1.0	0.21	ug/L			11/02/22 16:03	1
1,1,2-Trichloroethane	0.32	U	1.0	0.32	ug/L			11/02/22 16:03	1
Trichloroethene	0.20	U	1.0	0.20	ug/L			11/02/22 16:03	1
Trichlorofluoromethane	0.33	U J3	1.0	0.33	ug/L			11/02/22 16:03	1
1,2,3-Trichloropropane	0.48	U	1.0	0.48	ug/L			11/02/22 16:03	1
Vinyl acetate	0.69	U	2.0	0.69	ug/L			11/02/22 16:03	1
Vinyl chloride	0.40	U J3	1.0	0.40	ug/L			11/02/22 16:03	1
Xylenes, Total	0.23	U	1.0	0.23	ug/L			11/02/22 16:03	1

Surrogate	*%Recovery*	*Qualifier*	*Limits*	*Prepared*	*Analyzed*	*Dil Fac*
4-Bromofluorobenzene (Surr)	*99*		*70 - 130*		*11/02/22 16:03*	*1*
Dibromofluoromethane (Surr)	*94*		*70 - 130*		*11/02/22 16:03*	*1*
1,2-Dichloroethane-d4 (Surr)	*85*		*60 - 124*		*11/02/22 16:03*	*1*

Client Sample Results

Client: SCS Engineers
Project/Site: Pasco County LF

Job ID: 660-124598-1

Client Sample ID: 4MW-8

Date Collected: 10/27/22 13:52
Date Received: 10/28/22 15:45

Lab Sample ID: 660-124675-4

Matrix: Water

Method: SW846 8260D - Volatile Organic Compounds by GC/MS (Continued)

Surrogate	*%Recovery*	*Qualifier*	*Limits*	*Prepared*	*Analyzed*	*Dil Fac*
Toluene-d8 (Surr)	*105*		*70 - 130*		*11/02/22 16:03*	*1*

Method: SW846 8011 - EDB, DBCP, and 1,2,3-TCP (GC)

Analyte	Result	Qualifier	PQL	MDL	Unit	D	Prepared	Analyzed	Dil Fac
Ethylene Dibromide	0.0050	U	0.018	0.0050	ug/L		11/02/22 16:01	11/03/22 01:08	1
1,2-Dibromo-3-Chloropropane	0.0030	U	0.018	0.0030	ug/L		11/02/22 16:01	11/03/22 01:08	1
1,2,3-Trichloropropane	0.024	U	0.18	0.024	ug/L		11/02/22 16:01	11/03/22 01:08	1

Surrogate	*%Recovery*	*Qualifier*	*Limits*	*Prepared*	*Analyzed*	*Dil Fac*
Pentachloroethane	*96*		*60 - 144*	*11/02/22 16:01*	*11/03/22 01:08*	*1*

Method: MCAWW 300.0-1993 R2.1 - Anions, Ion Chromatography

Analyte	Result	Qualifier	PQL	MDL	Unit	D	Prepared	Analyzed	Dil Fac
Chloride	**11**		0.50	0.20	mg/L			11/10/22 16:11	1

Method: SW846 6020B - Metals (ICP/MS) - Total Recoverable

Analyte	Result	Qualifier	PQL	MDL	Unit	D	Prepared	Analyzed	Dil Fac
Antimony	0.52	U	5.0	0.52	ug/L		10/31/22 14:43	11/01/22 18:57	1
Arsenic	0.86	U	3.0	0.86	ug/L		10/31/22 14:43	11/01/22 18:57	1
Barium	**16**		5.0	0.89	ug/L		10/31/22 14:43	11/01/22 18:57	1
Beryllium	0.20	U	0.50	0.20	ug/L		10/31/22 14:43	11/01/22 18:57	1
Cadmium	0.078	U	0.50	0.078	ug/L		10/31/22 14:43	11/01/22 18:57	1
Chromium	2.6	U	5.0	2.6	ug/L		10/31/22 14:43	11/01/22 18:57	1
Cobalt	0.22	U	0.50	0.22	ug/L		10/31/22 14:43	11/01/22 18:57	1
Copper	0.90	U	5.0	0.90	ug/L		10/31/22 14:43	11/01/22 18:57	1
Iron	26	U	100	26	ug/L		10/31/22 14:43	11/01/22 18:57	1
Lead	0.34	U	2.5	0.34	ug/L		10/31/22 14:43	11/01/22 18:57	1
Nickel	1.8	U	5.0	1.8	ug/L		10/31/22 14:43	11/01/22 18:57	1
Selenium	1.2	U	2.5	1.2	ug/L		10/31/22 14:43	11/01/22 18:57	1
Silver	0.39	U	1.0	0.39	ug/L		10/31/22 14:43	11/01/22 18:57	1
Sodium	**4.4**		0.50	0.20	mg/L		10/31/22 14:43	11/01/22 18:57	1
Thallium	0.26	U	1.0	0.26	ug/L		10/31/22 14:43	11/01/22 18:57	1
Vanadium	1.8	U	10	1.8	ug/L		10/31/22 14:43	11/01/22 18:57	1
Zinc	10	U	20	10	ug/L		10/31/22 14:43	11/01/22 18:57	1

Method: SW846 7470A - Mercury (CVAA)

Analyte	Result	Qualifier	PQL	MDL	Unit	D	Prepared	Analyzed	Dil Fac
Mercury	0.080	U	0.20	0.080	ug/L		10/31/22 16:05	11/01/22 14:46	1

General Chemistry

Analyte	Result	Qualifier	PQL	MDL	Unit	D	Prepared	Analyzed	Dil Fac
Total Dissolved Solids (SM 2540C-2011)	**170**		20	20	mg/L			11/01/22 08:14	1
Ammonia (as N) (MCAWW 350.1-1993 R2.0)	0.10	U	0.25	0.10	mg/L			10/31/22 15:48	1
Nitrate as N (EPA 353.2)	**0.32**		0.10	0.084	mg/L			11/08/22 14:16	1

Client Sample Results

Client: SCS Engineers
Project/Site: Pasco County LF

Job ID: 660-124598-1

Client Sample ID: 4MW-7

Date Collected: 10/27/22 14:33
Date Received: 10/28/22 15:45

Lab Sample ID: 660-124675-5

Matrix: Water

Method: SW846 8260D - Volatile Organic Compounds by GC/MS

Analyte	Result	Qualifier	PQL	MDL	Unit	D	Prepared	Analyzed	Dil Fac
Acetone	3.7	U	10	3.7	ug/L			11/02/22 16:23	1
Acrylonitrile	5.5	U	20	5.5	ug/L			11/02/22 16:23	1
Benzene	0.27	U	1.0	0.27	ug/L			11/02/22 16:23	1
Bromoform	0.59	U	1.0	0.59	ug/L			11/02/22 16:23	1
Bromomethane	3.7	U	5.0	3.7	ug/L			11/02/22 16:23	1
2-Butanone (MEK)	6.4	U	10	6.4	ug/L			11/02/22 16:23	1
Carbon disulfide	0.43	U	2.0	0.43	ug/L			11/02/22 16:23	1
Carbon tetrachloride	0.30	U	1.0	0.30	ug/L			11/02/22 16:23	1
Chlorobenzene	0.15	U	1.0	0.15	ug/L			11/02/22 16:23	1
Chlorobromomethane	0.34	U	1.0	0.34	ug/L			11/02/22 16:23	1
Chlorodibromomethane	0.39	U	1.0	0.39	ug/L			11/02/22 16:23	1
Chloroethane	4.6	U	5.0	4.6	ug/L			11/02/22 16:23	1
Chloroform	0.27	U	1.0	0.27	ug/L			11/02/22 16:23	1
Chloromethane	0.54	U J3	1.0	0.54	ug/L			11/02/22 16:23	1
cis-1,2-Dichloroethene	0.25	U	1.0	0.25	ug/L			11/02/22 16:23	1
cis-1,3-Dichloropropene	0.26	U	1.0	0.26	ug/L			11/02/22 16:23	1
Dibromomethane	0.34	U	1.0	0.34	ug/L			11/02/22 16:23	1
1,2-Dichlorobenzene	0.31	U	1.0	0.31	ug/L			11/02/22 16:23	1
1,4-Dichlorobenzene	0.31	U	1.0	0.31	ug/L			11/02/22 16:23	1
Dichlorobromomethane	0.25	U	1.0	0.25	ug/L			11/02/22 16:23	1
1,1-Dichloroethane	0.33	U	1.0	0.33	ug/L			11/02/22 16:23	1
1,2-Dichloroethane	0.25	U	1.0	0.25	ug/L			11/02/22 16:23	1
1,1-Dichloroethene	0.33	U	1.0	0.33	ug/L			11/02/22 16:23	1
1,2-Dichloropropane	0.22	U	1.0	0.22	ug/L			11/02/22 16:23	1
Ethylbenzene	0.20	U	1.0	0.20	ug/L			11/02/22 16:23	1
2-Hexanone	3.2	U	10	3.2	ug/L			11/02/22 16:23	1
Iodomethane	3.9	U	10	3.9	ug/L			11/02/22 16:23	1
Methylene Chloride	3.2	U	5.0	3.2	ug/L			11/02/22 16:23	1
4-Methyl-2-pentanone (MIBK)	2.7	U	10	2.7	ug/L			11/02/22 16:23	1
Styrene	0.27	U	1.0	0.27	ug/L			11/02/22 16:23	1
1,1,1,2-Tetrachloroethane	0.36	U	1.0	0.36	ug/L			11/02/22 16:23	1
1,1,2,2-Tetrachloroethane	0.40	U	1.0	0.40	ug/L			11/02/22 16:23	1
Tetrachloroethene	0.35	U	0.50	0.35	ug/L			11/02/22 16:23	1
Toluene	0.25	U	1.0	0.25	ug/L			11/02/22 16:23	1
trans-1,4-Dichloro-2-butene	1.3	U	2.0	1.3	ug/L			11/02/22 16:23	1
trans-1,2-Dichloroethene	0.34	U	1.0	0.34	ug/L			11/02/22 16:23	1
trans-1,3-Dichloropropene	0.23	U	1.0	0.23	ug/L			11/02/22 16:23	1
1,1,1-Trichloroethane	0.21	U	1.0	0.21	ug/L			11/02/22 16:23	1
1,1,2-Trichloroethane	0.32	U	1.0	0.32	ug/L			11/02/22 16:23	1
Trichloroethene	0.20	U	1.0	0.20	ug/L			11/02/22 16:23	1
Trichlorofluoromethane	0.33	U J3	1.0	0.33	ug/L			11/02/22 16:23	1
1,2,3-Trichloropropane	0.48	U	1.0	0.48	ug/L			11/02/22 16:23	1
Vinyl acetate	0.69	U	2.0	0.69	ug/L			11/02/22 16:23	1
Vinyl chloride	0.40	U J3	1.0	0.40	ug/L			11/02/22 16:23	1
Xylenes, Total	0.23	U	1.0	0.23	ug/L			11/02/22 16:23	1

Surrogate	*%Recovery*	*Qualifier*	*Limits*	*Prepared*	*Analyzed*	*Dil Fac*
4-Bromofluorobenzene (Surr)	*100*		*70 - 130*		*11/02/22 16:23*	*1*
Dibromofluoromethane (Surr)	*96*		*70 - 130*		*11/02/22 16:23*	*1*
1,2-Dichloroethane-d4 (Surr)	*85*		*60 - 124*		*11/02/22 16:23*	*1*

Client Sample Results

Client: SCS Engineers
Project/Site: Pasco County LF

Job ID: 660-124598-1

Client Sample ID: 4MW-7

Date Collected: 10/27/22 14:33
Date Received: 10/28/22 15:45

Lab Sample ID: 660-124675-5

Matrix: Water

Method: SW846 8260D - Volatile Organic Compounds by GC/MS (Continued)

Surrogate	*%Recovery*	*Qualifier*	*Limits*	*Prepared*	*Analyzed*	*Dil Fac*
Toluene-d8 (Surr)	*104*		*70 - 130*		*11/02/22 16:23*	*1*

Method: SW846 8011 - EDB, DBCP, and 1,2,3-TCP (GC)

Analyte	Result	Qualifier	PQL	MDL	Unit	D	Prepared	Analyzed	Dil Fac
Ethylene Dibromide	0.0049	U	0.018	0.0049	ug/L		11/02/22 16:01	11/03/22 01:18	1
1,2-Dibromo-3-Chloropropane	0.0030	U	0.018	0.0030	ug/L		11/02/22 16:01	11/03/22 01:18	1
1,2,3-Trichloropropane	0.024	U	0.18	0.024	ug/L		11/02/22 16:01	11/03/22 01:18	1

Surrogate	*%Recovery*	*Qualifier*	*Limits*	*Prepared*	*Analyzed*	*Dil Fac*
Pentachloroethane	*99*		*60 - 144*	*11/02/22 16:01*	*11/03/22 01:18*	*1*

Method: MCAWW 300.0-1993 R2.1 - Anions, Ion Chromatography

Analyte	Result	Qualifier	PQL	MDL	Unit	D	Prepared	Analyzed	Dil Fac
Chloride	**13**		0.50	0.20	mg/L			11/10/22 16:24	1

Method: SW846 6020B - Metals (ICP/MS) - Total Recoverable

Analyte	Result	Qualifier	PQL	MDL	Unit	D	Prepared	Analyzed	Dil Fac
Antimony	0.52	U	5.0	0.52	ug/L		10/31/22 14:43	11/01/22 19:06	1
Arsenic	0.86	U	3.0	0.86	ug/L		10/31/22 14:43	11/01/22 19:06	1
Barium	**8.3**		5.0	0.89	ug/L		10/31/22 14:43	11/01/22 19:06	1
Beryllium	0.20	U	0.50	0.20	ug/L		10/31/22 14:43	11/01/22 19:06	1
Cadmium	**0.10**	**I**	0.50	0.078	ug/L		10/31/22 14:43	11/01/22 19:06	1
Chromium	2.6	U	5.0	2.6	ug/L		10/31/22 14:43	11/01/22 19:06	1
Cobalt	0.22	U	0.50	0.22	ug/L		10/31/22 14:43	11/01/22 19:06	1
Copper	0.90	U	5.0	0.90	ug/L		10/31/22 14:43	11/01/22 19:06	1
Iron	**170**		100	26	ug/L		10/31/22 14:43	11/01/22 19:06	1
Lead	0.34	U	2.5	0.34	ug/L		10/31/22 14:43	11/01/22 19:06	1
Nickel	1.8	U	5.0	1.8	ug/L		10/31/22 14:43	11/01/22 19:06	1
Selenium	1.2	U	2.5	1.2	ug/L		10/31/22 14:43	11/01/22 19:06	1
Silver	0.39	U	1.0	0.39	ug/L		10/31/22 14:43	11/01/22 19:06	1
Sodium	**4.6**		0.50	0.20	mg/L		10/31/22 14:43	11/01/22 19:06	1
Thallium	0.26	U	1.0	0.26	ug/L		10/31/22 14:43	11/01/22 19:06	1
Vanadium	1.8	U	10	1.8	ug/L		10/31/22 14:43	11/01/22 19:06	1
Zinc	10	U	20	10	ug/L		10/31/22 14:43	11/01/22 19:06	1

Method: SW846 7470A - Mercury (CVAA)

Analyte	Result	Qualifier	PQL	MDL	Unit	D	Prepared	Analyzed	Dil Fac
Mercury	0.080	U	0.20	0.080	ug/L		10/31/22 16:05	11/01/22 14:49	1

General Chemistry

Analyte	Result	Qualifier	PQL	MDL	Unit	D	Prepared	Analyzed	Dil Fac
Total Dissolved Solids (SM 2540C-2011)	**200**		20	20	mg/L			11/01/22 08:14	1
Ammonia (as N) (MCAWW 350.1-1993 R2.0)	0.10	U	0.25	0.10	mg/L			10/31/22 15:48	1
Nitrate as N (EPA 353.2)	**0.73**		0.10	0.084	mg/L			11/08/22 14:16	1

Client Sample Results

Client: SCS Engineers
Project/Site: Pasco County LF

Job ID: 660-124598-1

Client Sample ID: 4MW-23

Date Collected: 12/06/22 11:56
Date Received: 12/06/22 15:30

Lab Sample ID: 660-125403-1

Matrix: Water

Method: SW846 6020B - Metals (ICP/MS) - Total Recoverable

Analyte	Result	Qualifier	PQL	MDL	Unit	D	Prepared	Analyzed	Dil Fac
Iron	790		100	26	ug/L		12/12/22 14:06	12/13/22 13:55	1

Client Sample Results

Client: SCS Engineers
Project/Site: Pasco County LF

Job ID: 660-124598-1

Client Sample ID: 2MW-26D

Lab Sample ID: 660-125403-2

Date Collected: 12/06/22 12:48

Matrix: Water

Date Received: 12/06/22 15:30

Method: SW846 6020B - Metals (ICP/MS) - Total Recoverable

Analyte	Result	Qualifier	PQL	MDL	Unit	D	Prepared	Analyzed	Dil Fac
Iron	26	U	100	26	ug/L		12/12/22 14:06	12/13/22 14:03	1

Client Sample Results

Client: SCS Engineers
Project/Site: Pasco County LF

Job ID: 660-124598-1

Client Sample ID: 2MW-17S

Lab Sample ID: 660-125403-3

Date Collected: 12/06/22 14:01

Matrix: Water

Date Received: 12/06/22 15:30

Method: SW846 6020B - Metals (ICP/MS) - Total Recoverable

Analyte	Result	Qualifier	PQL	MDL	Unit	D	Prepared	Analyzed	Dil Fac
Iron	200		100	26	ug/L		12/12/22 14:06	12/13/22 14:05	1

Client Sample Results

Client: SCS Engineers
Project/Site: Pasco County LF

Job ID: 660-124598-1

Client Sample ID: 2MW-27D

Lab Sample ID: 660-125404-1

Date Collected: 12/06/22 09:28
Date Received: 12/06/22 15:30

Matrix: Water

Method: SW846 8260D - Volatile Organic Compounds by GC/MS

Analyte	Result	Qualifier	PQL	MDL	Unit	D	Prepared	Analyzed	Dil Fac
Acetone	3.7	U	10	3.7	ug/L			12/09/22 16:52	1
Acrylonitrile	5.5	U	20	5.5	ug/L			12/09/22 16:52	1
Benzene	0.27	U	1.0	0.27	ug/L			12/09/22 16:52	1
Bromoform	0.59	U	1.0	0.59	ug/L			12/09/22 16:52	1
Bromomethane	3.7	U	5.0	3.7	ug/L			12/09/22 16:52	1
2-Butanone (MEK)	6.4	U	10	6.4	ug/L			12/09/22 16:52	1
Carbon disulfide	0.43	U	2.0	0.43	ug/L			12/09/22 16:52	1
Carbon tetrachloride	0.30	U	1.0	0.30	ug/L			12/09/22 16:52	1
Chlorobenzene	0.15	U	1.0	0.15	ug/L			12/09/22 16:52	1
Chlorobromomethane	0.34	U	1.0	0.34	ug/L			12/09/22 16:52	1
Chlorodibromomethane	0.39	U	1.0	0.39	ug/L			12/09/22 16:52	1
Chloroethane	4.6	U J3	5.0	4.6	ug/L			12/09/22 16:52	1
Chloroform	0.27	U	1.0	0.27	ug/L			12/09/22 16:52	1
Chloromethane	0.54	U	1.0	0.54	ug/L			12/09/22 16:52	1
cis-1,2-Dichloroethene	0.25	U	1.0	0.25	ug/L			12/09/22 16:52	1
cis-1,3-Dichloropropene	0.26	U	1.0	0.26	ug/L			12/09/22 16:52	1
Dibromomethane	0.34	U	1.0	0.34	ug/L			12/09/22 16:52	1
1,2-Dichlorobenzene	0.31	U	1.0	0.31	ug/L			12/09/22 16:52	1
1,4-Dichlorobenzene	0.31	U	1.0	0.31	ug/L			12/09/22 16:52	1
Dichlorobromomethane	0.25	U	1.0	0.25	ug/L			12/09/22 16:52	1
1,1-Dichloroethane	0.33	U	1.0	0.33	ug/L			12/09/22 16:52	1
1,2-Dichloroethane	0.25	U	1.0	0.25	ug/L			12/09/22 16:52	1
1,1-Dichloroethene	0.33	U	1.0	0.33	ug/L			12/09/22 16:52	1
1,2-Dichloropropane	0.22	U	1.0	0.22	ug/L			12/09/22 16:52	1
Ethylbenzene	0.20	U	1.0	0.20	ug/L			12/09/22 16:52	1
2-Hexanone	3.2	U J3	10	3.2	ug/L			12/09/22 16:52	1
Iodomethane	3.9	U	10	3.9	ug/L			12/09/22 16:52	1
Methylene Chloride	3.2	U	5.0	3.2	ug/L			12/09/22 16:52	1
4-Methyl-2-pentanone (MIBK)	2.7	U J3	10	2.7	ug/L			12/09/22 16:52	1
Styrene	0.27	U	1.0	0.27	ug/L			12/09/22 16:52	1
1,1,1,2-Tetrachloroethane	0.36	U	1.0	0.36	ug/L			12/09/22 16:52	1
1,1,2,2-Tetrachloroethane	0.40	U	1.0	0.40	ug/L			12/09/22 16:52	1
Tetrachloroethene	0.35	U	0.50	0.35	ug/L			12/09/22 16:52	1
Toluene	0.25	U	1.0	0.25	ug/L			12/09/22 16:52	1
trans-1,4-Dichloro-2-butene	1.3	U	2.0	1.3	ug/L			12/09/22 16:52	1
trans-1,2-Dichloroethene	0.34	U	1.0	0.34	ug/L			12/09/22 16:52	1
trans-1,3-Dichloropropene	0.23	U	1.0	0.23	ug/L			12/09/22 16:52	1
1,1,1-Trichloroethane	0.21	U	1.0	0.21	ug/L			12/09/22 16:52	1
1,1,2-Trichloroethane	0.32	U	1.0	0.32	ug/L			12/09/22 16:52	1
Trichloroethene	0.20	U	1.0	0.20	ug/L			12/09/22 16:52	1
Trichlorofluoromethane	0.33	U	1.0	0.33	ug/L			12/09/22 16:52	1
1,2,3-Trichloropropane	0.48	U	1.0	0.48	ug/L			12/09/22 16:52	1
Vinyl acetate	0.69	U	2.0	0.69	ug/L			12/09/22 16:52	1
Vinyl chloride	0.40	U	1.0	0.40	ug/L			12/09/22 16:52	1
Xylenes, Total	0.23	U	1.0	0.23	ug/L			12/09/22 16:52	1

Surrogate	*%Recovery*	*Qualifier*	*Limits*	*Prepared*	*Analyzed*	*Dil Fac*
4-Bromofluorobenzene (Surr)	*89*		*70 - 130*		*12/09/22 16:52*	*1*
Dibromofluoromethane (Surr)	*106*		*70 - 130*		*12/09/22 16:52*	*1*
1,2-Dichloroethane-d4 (Surr)	*92*		*60 - 124*		*12/09/22 16:52*	*1*

Client: SCS Engineers
Project/Site: Pasco County LF

Job ID: 660-124598-1

Client Sample ID: 2MW-27D
Date Collected: 12/06/22 09:28
Date Received: 12/06/22 15:30

Lab Sample ID: 660-125404-1
Matrix: Water

Method: SW846 8260D - Volatile Organic Compounds by GC/MS (Continued)

Surrogate	%Recovery	Qualifier	Limits	Prepared	Analyzed	Dil Fac
Toluene-d8 (Surr)	107		70 - 130		12/09/22 16:52	1

Client Sample Results

Client: SCS Engineers
Project/Site: Pasco County LF

Job ID: 660-124598-1

Client Sample ID: 4MW-3A

Date Collected: 12/06/22 10:24
Date Received: 12/06/22 15:30

Lab Sample ID: 660-125404-2

Matrix: Water

General Chemistry

Analyte	Result	Qualifier	PQL	MDL	Unit	D	Prepared	Analyzed	Dil Fac
Nitrate as N (EPA 353.2)	0.084	U	0.10	0.084	mg/L			12/11/22 11:22	1

Client Sample Results

Client: SCS Engineers
Project/Site: Pasco County LF

Job ID: 660-124598-1

Client Sample ID: 4MW-5

Date Collected: 12/06/22 14:30
Date Received: 12/06/22 15:30

Lab Sample ID: 660-125404-3

Matrix: Water

General Chemistry

Analyte	Result	Qualifier	PQL	MDL	Unit	D	Prepared	Analyzed	Dil Fac
Nitrate as N (EPA 353.2)	0.73		0.10	0.084	mg/L			12/11/22 11:22	1

Method: 8260D - Volatile Organic Compounds by GC/MS

Lab Sample ID: MB 680-747875/11
Matrix: Water
Analysis Batch: 747875

Client Sample ID: Method Blank
Prep Type: Total/NA

Analyte	MB Result	MB Qualifier	PQL	MDL	Unit	D	Prepared	Analyzed	Dil Fac
Acetone	3.7	U	10	3.7	ug/L			10/31/22 15:02	1
Acrylonitrile	5.5	U	20	5.5	ug/L			10/31/22 15:02	1
Benzene	0.27	U	1.0	0.27	ug/L			10/31/22 15:02	1
Bromoform	0.59	U	1.0	0.59	ug/L			10/31/22 15:02	1
Bromomethane	3.7	U	5.0	3.7	ug/L			10/31/22 15:02	1
2-Butanone (MEK)	6.4	U	10	6.4	ug/L			10/31/22 15:02	1
Carbon disulfide	0.43	U	2.0	0.43	ug/L			10/31/22 15:02	1
Carbon tetrachloride	0.30	U	1.0	0.30	ug/L			10/31/22 15:02	1
Chlorobenzene	0.15	U	1.0	0.15	ug/L			10/31/22 15:02	1
Chlorobromomethane	0.34	U	1.0	0.34	ug/L			10/31/22 15:02	1
Chlorodibromomethane	0.39	U	1.0	0.39	ug/L			10/31/22 15:02	1
Chloroethane	4.6	U	5.0	4.6	ug/L			10/31/22 15:02	1
Chloroform	0.27	U	1.0	0.27	ug/L			10/31/22 15:02	1
Chloromethane	0.54	U	1.0	0.54	ug/L			10/31/22 15:02	1
cis-1,2-Dichloroethene	0.25	U	1.0	0.25	ug/L			10/31/22 15:02	1
cis-1,3-Dichloropropene	0.26	U	1.0	0.26	ug/L			10/31/22 15:02	1
Dibromomethane	0.34	U	1.0	0.34	ug/L			10/31/22 15:02	1
1,2-Dichlorobenzene	0.31	U	1.0	0.31	ug/L			10/31/22 15:02	1
1,4-Dichlorobenzene	0.31	U	1.0	0.31	ug/L			10/31/22 15:02	1
Dichlorobromomethane	0.25	U	1.0	0.25	ug/L			10/31/22 15:02	1
1,1-Dichloroethane	0.33	U	1.0	0.33	ug/L			10/31/22 15:02	1
1,2-Dichloroethane	0.25	U	1.0	0.25	ug/L			10/31/22 15:02	1
1,1-Dichloroethene	0.33	U	1.0	0.33	ug/L			10/31/22 15:02	1
1,2-Dichloropropane	0.22	U	1.0	0.22	ug/L			10/31/22 15:02	1
Ethylbenzene	0.20	U	1.0	0.20	ug/L			10/31/22 15:02	1
2-Hexanone	3.2	U	10	3.2	ug/L			10/31/22 15:02	1
Iodomethane	3.9	U	10	3.9	ug/L			10/31/22 15:02	1
Methylene Chloride	3.2	U	5.0	3.2	ug/L			10/31/22 15:02	1
4-Methyl-2-pentanone (MIBK)	2.7	U	10	2.7	ug/L			10/31/22 15:02	1
Styrene	0.27	U	1.0	0.27	ug/L			10/31/22 15:02	1
1,1,1,2-Tetrachloroethane	0.36	U	1.0	0.36	ug/L			10/31/22 15:02	1
1,1,2,2-Tetrachloroethane	0.40	U	1.0	0.40	ug/L			10/31/22 15:02	1
Tetrachloroethene	0.35	U	0.50	0.35	ug/L			10/31/22 15:02	1
Toluene	0.25	U	1.0	0.25	ug/L			10/31/22 15:02	1
trans-1,4-Dichloro-2-butene	1.3	U	2.0	1.3	ug/L			10/31/22 15:02	1
trans-1,2-Dichloroethene	0.34	U	1.0	0.34	ug/L			10/31/22 15:02	1
trans-1,3-Dichloropropene	0.23	U	1.0	0.23	ug/L			10/31/22 15:02	1
1,1,1-Trichloroethane	0.21	U	1.0	0.21	ug/L			10/31/22 15:02	1
1,1,2-Trichloroethane	0.32	U	1.0	0.32	ug/L			10/31/22 15:02	1
Trichloroethene	0.20	U	1.0	0.20	ug/L			10/31/22 15:02	1
Trichlorofluoromethane	0.33	U	1.0	0.33	ug/L			10/31/22 15:02	1
1,2,3-Trichloropropane	0.48	U	1.0	0.48	ug/L			10/31/22 15:02	1
Vinyl acetate	0.69	U	2.0	0.69	ug/L			10/31/22 15:02	1
Vinyl chloride	0.40	U	1.0	0.40	ug/L			10/31/22 15:02	1
Xylenes, Total	0.23	U	1.0	0.23	ug/L			10/31/22 15:02	1

Surrogate	*MB %Recovery*	*MB Qualifier*	*Limits*	*Prepared*	*Analyzed*	*Dil Fac*
4-Bromofluorobenzene (Surr)	*99*		*70 - 130*		*10/31/22 15:02*	*1*

Method: 8260D - Volatile Organic Compounds by GC/MS (Continued)

Lab Sample ID: MB 680-747875/11
Matrix: Water
Analysis Batch: 747875

Client Sample ID: Method Blank
Prep Type: Total/NA

Surrogate	MB %Recovery	MB Qualifier	Limits	Prepared	Analyzed	Dil Fac
Dibromofluoromethane (Surr)	107		70 - 130		10/31/22 15:02	1
1,2-Dichloroethane-d4 (Surr)	79		60 - 124		10/31/22 15:02	1
Toluene-d8 (Surr)	112		70 - 130		10/31/22 15:02	1

Lab Sample ID: LCS 680-747875/5
Matrix: Water
Analysis Batch: 747875

Client Sample ID: Lab Control Sample
Prep Type: Total/NA

Analyte	Spike Added	LCS Result	LCS Qualifier	Unit	D	%Rec	%Rec Limits
Acetone	250	287		ug/L		115	67 - 120
Acrylonitrile	500	562		ug/L		112	70 - 130
Benzene	50.0	50.7		ug/L		101	70 - 130
Bromoform	50.0	61.8		ug/L		124	69 - 129
Bromomethane	50.0	52.5		ug/L		105	28 - 192
2-Butanone (MEK)	250	230		ug/L		92	69 - 120
Carbon disulfide	50.0	56.0		ug/L		112	70 - 130
Carbon tetrachloride	50.0	42.4		ug/L		85	70 - 130
Chlorobenzene	50.0	52.6		ug/L		105	70 - 130
Chlorobromomethane	50.0	60.4		ug/L		121	70 - 130
Chlorodibromomethane	50.0	48.6		ug/L		97	70 - 130
Chloroethane	50.0	69.2		ug/L		138	31 - 213
Chloroform	50.0	53.8		ug/L		108	70 - 130
Chloromethane	50.0	59.9		ug/L		120	59 - 127
cis-1,2-Dichloroethene	50.0	51.5		ug/L		103	70 - 130
cis-1,3-Dichloropropene	50.0	53.8		ug/L		108	70 - 130
Dibromomethane	50.0	55.1		ug/L		110	70 - 130
1,2-Dichlorobenzene	50.0	53.0		ug/L		106	70 - 130
1,4-Dichlorobenzene	50.0	50.8		ug/L		102	70 - 130
Dichlorobromomethane	50.0	52.1		ug/L		104	70 - 130
1,1-Dichloroethane	50.0	56.1		ug/L		112	70 - 130
1,2-Dichloroethane	50.0	45.7		ug/L		91	70 - 130
1,1-Dichloroethene	50.0	56.2		ug/L		112	70 - 130
1,2-Dichloropropane	50.0	52.0		ug/L		104	70 - 130
Ethylbenzene	50.0	51.6		ug/L		103	70 - 130
2-Hexanone	250	290		ug/L		116	70 - 130
Iodomethane	50.0	52.8		ug/L		106	52 - 129
Methylene Chloride	50.0	61.7		ug/L		123	70 - 130
4-Methyl-2-pentanone (MIBK)	250	261		ug/L		105	68 - 120
Styrene	50.0	58.5		ug/L		117	70 - 130
1,1,1,2-Tetrachloroethane	50.0	44.4		ug/L		89	70 - 130
1,1,2,2-Tetrachloroethane	50.0	55.6		ug/L		111	70 - 130
Tetrachloroethene	50.0	54.1		ug/L		108	70 - 130
Toluene	50.0	56.0		ug/L		112	70 - 130
trans-1,4-Dichloro-2-butene	50.0	42.2		ug/L		84	67 - 120
trans-1,2-Dichloroethene	50.0	53.7		ug/L		107	70 - 130
trans-1,3-Dichloropropene	50.0	49.9		ug/L		100	70 - 130
1,1,1-Trichloroethane	50.0	48.0		ug/L		96	70 - 130
1,1,2-Trichloroethane	50.0	54.8		ug/L		110	70 - 130

Method: 8260D - Volatile Organic Compounds by GC/MS (Continued)

Lab Sample ID: LCS 680-747875/5
Matrix: Water
Analysis Batch: 747875

Client Sample ID: Lab Control Sample
Prep Type: Total/NA

Analyte	Spike Added	LCS Result	LCS Qualifier	Unit	D	%Rec	%Rec Limits
Trichloroethene	50.0	49.0		ug/L		98	70 - 130
Trichlorofluoromethane	50.0	46.1		ug/L		92	63 - 142
1,2,3-Trichloropropane	50.0	55.0		ug/L		110	70 - 130
Vinyl acetate	100	84.6		ug/L		85	67 - 135
Vinyl chloride	50.0	63.6		ug/L		127	66 - 129
Xylenes, Total	100	106		ug/L		106	70 - 130

Surrogate	*LCS %Recovery*	*LCS Qualifier*	*Limits*
4-Bromofluorobenzene (Surr)	*93*		*70 - 130*
Dibromofluoromethane (Surr)	*117*		*70 - 130*
1,2-Dichloroethane-d4 (Surr)	*93*		*60 - 124*
Toluene-d8 (Surr)	*114*		*70 - 130*

Lab Sample ID: LCSD 680-747875/6
Matrix: Water
Analysis Batch: 747875

Client Sample ID: Lab Control Sample Dup
Prep Type: Total/NA

Analyte	Spike Added	LCSD Result	LCSD Qualifier	Unit	D	%Rec	%Rec Limits	RPD	RPD Limit
Acetone	250	288		ug/L		115	67 - 120	0	30
Acrylonitrile	500	559		ug/L		112	70 - 130	0	30
Benzene	50.0	50.8		ug/L		102	70 - 130	0	30
Bromoform	50.0	60.2		ug/L		120	69 - 129	3	30
Bromomethane	50.0	54.1		ug/L		108	28 - 192	3	30
2-Butanone (MEK)	250	222		ug/L		89	69 - 120	4	30
Carbon disulfide	50.0	57.9		ug/L		116	70 - 130	3	30
Carbon tetrachloride	50.0	42.0		ug/L		84	70 - 130	1	30
Chlorobenzene	50.0	52.4		ug/L		105	70 - 130	0	30
Chlorobromomethane	50.0	60.5		ug/L		121	70 - 130	0	30
Chlorodibromomethane	50.0	47.6		ug/L		95	70 - 130	2	30
Chloroethane	50.0	96.4	J3	ug/L		193	31 - 213	33	30
Chloroform	50.0	54.5		ug/L		109	70 - 130	1	30
Chloromethane	50.0	61.6		ug/L		123	59 - 127	3	30
cis-1,2-Dichloroethene	50.0	52.0		ug/L		104	70 - 130	1	30
cis-1,3-Dichloropropene	50.0	52.7		ug/L		105	70 - 130	2	20
Dibromomethane	50.0	55.1		ug/L		110	70 - 130	0	30
1,2-Dichlorobenzene	50.0	53.5		ug/L		107	70 - 130	1	30
1,4-Dichlorobenzene	50.0	51.5		ug/L		103	70 - 130	1	30
Dichlorobromomethane	50.0	51.3		ug/L		103	70 - 130	2	30
1,1-Dichloroethane	50.0	57.6		ug/L		115	70 - 130	3	30
1,2-Dichloroethane	50.0	46.2		ug/L		92	70 - 130	1	50
1,1-Dichloroethene	50.0	58.0		ug/L		116	70 - 130	3	20
1,2-Dichloropropane	50.0	51.1		ug/L		102	70 - 130	2	20
Ethylbenzene	50.0	51.7		ug/L		103	70 - 130	0	20
2-Hexanone	250	285		ug/L		114	70 - 130	2	20
Iodomethane	50.0	53.6		ug/L		107	52 - 129	1	30
Methylene Chloride	50.0	62.6		ug/L		125	70 - 130	1	30
4-Methyl-2-pentanone (MIBK)	250	255		ug/L		102	68 - 120	2	30
Styrene	50.0	58.6		ug/L		117	70 - 130	0	30

Method: 8260D - Volatile Organic Compounds by GC/MS (Continued)

Lab Sample ID: LCSD 680-747875/6
Matrix: Water
Analysis Batch: 747875

Client Sample ID: Lab Control Sample Dup
Prep Type: Total/NA

Analyte	Spike Added	LCSD Result	LCSD Qualifier	Unit	D	%Rec	%Rec Limits	RPD	RPD Limit
1,1,1,2-Tetrachloroethane	50.0	44.0		ug/L		88	70 - 130	1	30
1,1,2,2-Tetrachloroethane	50.0	54.1		ug/L		108	70 - 130	3	30
Tetrachloroethene	50.0	55.0		ug/L		110	70 - 130	2	30
Toluene	50.0	56.2		ug/L		112	70 - 130	0	30
trans-1,4-Dichloro-2-butene	50.0	41.9		ug/L		84	67 - 120	1	30
trans-1,2-Dichloroethene	50.0	56.8		ug/L		114	70 - 130	6	30
trans-1,3-Dichloropropene	50.0	48.9		ug/L		98	70 - 130	2	30
1,1,1-Trichloroethane	50.0	48.2		ug/L		96	70 - 130	0	30
1,1,2-Trichloroethane	50.0	53.0		ug/L		106	70 - 130	3	30
Trichloroethene	50.0	49.1		ug/L		98	70 - 130	0	30
Trichlorofluoromethane	50.0	47.4		ug/L		95	63 - 142	3	30
1,2,3-Trichloropropane	50.0	53.9		ug/L		108	70 - 130	2	30
Vinyl acetate	100	80.3		ug/L		80	67 - 135	5	30
Vinyl chloride	50.0	65.1	J3	ug/L		130	66 - 129	2	30
Xylenes, Total	100	106		ug/L		106	70 - 130	0	30

Surrogate	*LCSD %Recovery*	*LCSD Qualifier*	*Limits*
4-Bromofluorobenzene (Surr)	*94*		*70 - 130*
Dibromofluoromethane (Surr)	*118*		*70 - 130*
1,2-Dichloroethane-d4 (Surr)	*91*		*60 - 124*
Toluene-d8 (Surr)	*115*		*70 - 130*

Lab Sample ID: MB 680-747886/8
Matrix: Water
Analysis Batch: 747886

Client Sample ID: Method Blank
Prep Type: Total/NA

Analyte	MB Result	MB Qualifier	PQL	MDL	Unit	D	Prepared	Analyzed	Dil Fac
Acetone	3.7	U	10	3.7	ug/L			10/31/22 13:34	1
Acrylonitrile	5.5	U	20	5.5	ug/L			10/31/22 13:34	1
Benzene	0.27	U	1.0	0.27	ug/L			10/31/22 13:34	1
Bromoform	0.59	U	1.0	0.59	ug/L			10/31/22 13:34	1
Bromomethane	3.7	U	5.0	3.7	ug/L			10/31/22 13:34	1
2-Butanone (MEK)	6.4	U	10	6.4	ug/L			10/31/22 13:34	1
Carbon disulfide	0.43	U	2.0	0.43	ug/L			10/31/22 13:34	1
Carbon tetrachloride	0.30	U	1.0	0.30	ug/L			10/31/22 13:34	1
Chlorobenzene	0.15	U	1.0	0.15	ug/L			10/31/22 13:34	1
Chlorobromomethane	0.34	U	1.0	0.34	ug/L			10/31/22 13:34	1
Chlorodibromomethane	0.39	U	1.0	0.39	ug/L			10/31/22 13:34	1
Chloroethane	4.6	U	5.0	4.6	ug/L			10/31/22 13:34	1
Chloroform	0.27	U	1.0	0.27	ug/L			10/31/22 13:34	1
Chloromethane	0.54	U	1.0	0.54	ug/L			10/31/22 13:34	1
cis-1,2-Dichloroethene	0.25	U	1.0	0.25	ug/L			10/31/22 13:34	1
cis-1,3-Dichloropropene	0.26	U	1.0	0.26	ug/L			10/31/22 13:34	1
Dibromomethane	0.34	U	1.0	0.34	ug/L			10/31/22 13:34	1
1,2-Dichlorobenzene	0.31	U	1.0	0.31	ug/L			10/31/22 13:34	1
1,4-Dichlorobenzene	0.31	U	1.0	0.31	ug/L			10/31/22 13:34	1
Dichlorobromomethane	0.25	U	1.0	0.25	ug/L			10/31/22 13:34	1
1,1-Dichloroethane	0.33	U	1.0	0.33	ug/L			10/31/22 13:34	1

Method: 8260D - Volatile Organic Compounds by GC/MS (Continued)

Lab Sample ID: MB 680-747886/8
Matrix: Water
Analysis Batch: 747886

Client Sample ID: Method Blank
Prep Type: Total/NA

Analyte	MB Result	MB Qualifier	PQL	MDL	Unit	D	Prepared	Analyzed	Dil Fac
1,2-Dichloroethane	0.25	U	1.0	0.25	ug/L			10/31/22 13:34	1
1,1-Dichloroethene	0.33	U	1.0	0.33	ug/L			10/31/22 13:34	1
1,2-Dichloropropane	0.22	U	1.0	0.22	ug/L			10/31/22 13:34	1
Ethylbenzene	0.20	U	1.0	0.20	ug/L			10/31/22 13:34	1
2-Hexanone	3.2	U	10	3.2	ug/L			10/31/22 13:34	1
Iodomethane	3.9	U	10	3.9	ug/L			10/31/22 13:34	1
Methylene Chloride	3.2	U	5.0	3.2	ug/L			10/31/22 13:34	1
4-Methyl-2-pentanone (MIBK)	2.7	U	10	2.7	ug/L			10/31/22 13:34	1
Styrene	0.27	U	1.0	0.27	ug/L			10/31/22 13:34	1
1,1,1,2-Tetrachloroethane	0.36	U	1.0	0.36	ug/L			10/31/22 13:34	1
1,1,2,2-Tetrachloroethane	0.40	U	1.0	0.40	ug/L			10/31/22 13:34	1
Tetrachloroethene	0.35	U	0.50	0.35	ug/L			10/31/22 13:34	1
Toluene	0.25	U	1.0	0.25	ug/L			10/31/22 13:34	1
trans-1,4-Dichloro-2-butene	1.3	U	2.0	1.3	ug/L			10/31/22 13:34	1
trans-1,2-Dichloroethene	0.34	U	1.0	0.34	ug/L			10/31/22 13:34	1
trans-1,3-Dichloropropene	0.23	U	1.0	0.23	ug/L			10/31/22 13:34	1
1,1,1-Trichloroethane	0.21	U	1.0	0.21	ug/L			10/31/22 13:34	1
1,1,2-Trichloroethane	0.32	U	1.0	0.32	ug/L			10/31/22 13:34	1
Trichloroethene	0.20	U	1.0	0.20	ug/L			10/31/22 13:34	1
Trichlorofluoromethane	0.33	U	1.0	0.33	ug/L			10/31/22 13:34	1
1,2,3-Trichloropropane	0.48	U	1.0	0.48	ug/L			10/31/22 13:34	1
Vinyl acetate	0.69	U	2.0	0.69	ug/L			10/31/22 13:34	1
Vinyl chloride	0.40	U	1.0	0.40	ug/L			10/31/22 13:34	1
Xylenes, Total	0.23	U	1.0	0.23	ug/L			10/31/22 13:34	1

Surrogate	*MB %Recovery*	*MB Qualifier*	*Limits*	*Prepared*	*Analyzed*	*Dil Fac*
4-Bromofluorobenzene (Surr)	*101*		*70 - 130*		*10/31/22 13:34*	*1*
Dibromofluoromethane (Surr)	*102*		*70 - 130*		*10/31/22 13:34*	*1*
1,2-Dichloroethane-d4 (Surr)	*92*		*60 - 124*		*10/31/22 13:34*	*1*
Toluene-d8 (Surr)	*103*		*70 - 130*		*10/31/22 13:34*	*1*

Lab Sample ID: LCS 680-747886/4
Matrix: Water
Analysis Batch: 747886

Client Sample ID: Lab Control Sample
Prep Type: Total/NA

Analyte	Spike Added	LCS Result	LCS Qualifier	Unit	D	%Rec	%Rec Limits
Acetone	250	227		ug/L		91	67 - 120
Acrylonitrile	500	450		ug/L		90	70 - 130
Benzene	50.0	45.8		ug/L		92	70 - 130
Bromoform	50.0	40.0		ug/L		80	69 - 129
Bromomethane	50.0	42.7		ug/L		85	28 - 192
2-Butanone (MEK)	250	257		ug/L		103	69 - 120
Carbon disulfide	50.0	45.2		ug/L		90	70 - 130
Carbon tetrachloride	50.0	38.8		ug/L		78	70 - 130
Chlorobenzene	50.0	47.4		ug/L		95	70 - 130
Chlorobromomethane	50.0	49.1		ug/L		98	70 - 130
Chlorodibromomethane	50.0	44.9		ug/L		90	70 - 130
Chloroethane	50.0	133	J3	ug/L		266	31 - 213

Method: 8260D - Volatile Organic Compounds by GC/MS (Continued)

Lab Sample ID: LCS 680-747886/4
Matrix: Water
Analysis Batch: 747886

Client Sample ID: Lab Control Sample
Prep Type: Total/NA

Analyte	Spike Added	LCS Result	LCS Qualifier	Unit	D	%Rec	%Rec Limits
Chloroform	50.0	49.7		ug/L		99	70 - 130
Chloromethane	50.0	61.3		ug/L		123	59 - 127
cis-1,2-Dichloroethene	50.0	46.3		ug/L		93	70 - 130
cis-1,3-Dichloropropene	50.0	48.1		ug/L		96	70 - 130
Dibromomethane	50.0	51.5		ug/L		103	70 - 130
1,2-Dichlorobenzene	50.0	47.5		ug/L		95	70 - 130
1,4-Dichlorobenzene	50.0	46.3		ug/L		93	70 - 130
Dichlorobromomethane	50.0	46.5		ug/L		93	70 - 130
1,1-Dichloroethane	50.0	46.2		ug/L		92	70 - 130
1,2-Dichloroethane	50.0	48.7		ug/L		97	70 - 130
1,1-Dichloroethene	50.0	45.4		ug/L		91	70 - 130
1,2-Dichloropropane	50.0	45.6		ug/L		91	70 - 130
Ethylbenzene	50.0	47.1		ug/L		94	70 - 130
2-Hexanone	250	240		ug/L		96	70 - 130
Iodomethane	50.0	41.9		ug/L		84	52 - 129
Methylene Chloride	50.0	49.3		ug/L		99	70 - 130
4-Methyl-2-pentanone (MIBK)	250	234		ug/L		94	68 - 120
Styrene	50.0	51.8		ug/L		104	70 - 130
1,1,1,2-Tetrachloroethane	50.0	45.0		ug/L		90	70 - 130
1,1,2,2-Tetrachloroethane	50.0	50.1		ug/L		100	70 - 130
Tetrachloroethene	50.0	45.6		ug/L		91	70 - 130
Toluene	50.0	47.2		ug/L		94	70 - 130
trans-1,4-Dichloro-2-butene	50.0	45.7		ug/L		91	67 - 120
trans-1,2-Dichloroethene	50.0	47.6		ug/L		95	70 - 130
trans-1,3-Dichloropropene	50.0	50.3		ug/L		101	70 - 130
1,1,1-Trichloroethane	50.0	44.8		ug/L		90	70 - 130
1,1,2-Trichloroethane	50.0	46.1		ug/L		92	70 - 130
Trichloroethene	50.0	49.2		ug/L		98	70 - 130
Trichlorofluoromethane	50.0	50.3		ug/L		101	63 - 142
1,2,3-Trichloropropane	50.0	51.7		ug/L		103	70 - 130
Vinyl acetate	100	112		ug/L		112	67 - 135
Vinyl chloride	50.0	52.7		ug/L		105	66 - 129
Xylenes, Total	100	95.3		ug/L		95	70 - 130

Surrogate	*LCS %Recovery*	*LCS Qualifier*	*Limits*
4-Bromofluorobenzene (Surr)	*100*		*70 - 130*
Dibromofluoromethane (Surr)	*101*		*70 - 130*
1,2-Dichloroethane-d4 (Surr)	*98*		*60 - 124*
Toluene-d8 (Surr)	*103*		*70 - 130*

Lab Sample ID: LCSD 680-747886/5
Matrix: Water
Analysis Batch: 747886

Client Sample ID: Lab Control Sample Dup
Prep Type: Total/NA

Analyte	Spike Added	LCSD Result	LCSD Qualifier	Unit	D	%Rec	%Rec Limits	RPD	RPD Limit
Acetone	250	230		ug/L		92	67 - 120	1	30
Acrylonitrile	500	452		ug/L		90	70 - 130	1	30
Benzene	50.0	45.4		ug/L		91	70 - 130	1	30

Method: 8260D - Volatile Organic Compounds by GC/MS (Continued)

Lab Sample ID: LCSD 680-747886/5
Matrix: Water
Analysis Batch: 747886

Client Sample ID: Lab Control Sample Dup
Prep Type: Total/NA

Analyte	Spike Added	LCSD Result	LCSD Qualifier	Unit	D	%Rec	%Rec Limits	RPD	RPD Limit
Bromoform	50.0	40.1		ug/L		80	69 - 129	0	30
Bromomethane	50.0	39.5		ug/L		79	28 - 192	8	30
2-Butanone (MEK)	250	265		ug/L		106	69 - 120	3	30
Carbon disulfide	50.0	44.6		ug/L		89	70 - 130	1	30
Carbon tetrachloride	50.0	39.2		ug/L		78	70 - 130	1	30
Chlorobenzene	50.0	47.2		ug/L		94	70 - 130	0	30
Chlorobromomethane	50.0	49.5		ug/L		99	70 - 130	1	30
Chlorodibromomethane	50.0	46.3		ug/L		93	70 - 130	3	30
Chloroethane	50.0	134	J3	ug/L		268	31 - 213	1	30
Chloroform	50.0	48.7		ug/L		97	70 - 130	2	30
Chloromethane	50.0	58.9		ug/L		118	59 - 127	4	30
cis-1,2-Dichloroethene	50.0	45.8		ug/L		92	70 - 130	1	30
cis-1,3-Dichloropropene	50.0	47.7		ug/L		95	70 - 130	1	20
Dibromomethane	50.0	51.3		ug/L		103	70 - 130	0	30
1,2-Dichlorobenzene	50.0	47.7		ug/L		95	70 - 130	0	30
1,4-Dichlorobenzene	50.0	46.9		ug/L		94	70 - 130	1	30
Dichlorobromomethane	50.0	46.0		ug/L		92	70 - 130	1	30
1,1-Dichloroethane	50.0	45.6		ug/L		91	70 - 130	1	30
1,2-Dichloroethane	50.0	48.2		ug/L		96	70 - 130	1	50
1,1-Dichloroethene	50.0	44.8		ug/L		90	70 - 130	1	20
1,2-Dichloropropane	50.0	45.6		ug/L		91	70 - 130	0	20
Ethylbenzene	50.0	46.7		ug/L		93	70 - 130	1	20
2-Hexanone	250	243		ug/L		97	70 - 130	1	20
Iodomethane	50.0	42.1		ug/L		84	52 - 129	1	30
Methylene Chloride	50.0	48.7		ug/L		97	70 - 130	1	30
4-Methyl-2-pentanone (MIBK)	250	236		ug/L		95	68 - 120	1	30
Styrene	50.0	51.7		ug/L		103	70 - 130	0	30
1,1,1,2-Tetrachloroethane	50.0	45.2		ug/L		90	70 - 130	0	30
1,1,2,2-Tetrachloroethane	50.0	50.5		ug/L		101	70 - 130	1	30
Tetrachloroethene	50.0	45.2		ug/L		90	70 - 130	1	30
Toluene	50.0	46.6		ug/L		93	70 - 130	1	30
trans-1,4-Dichloro-2-butene	50.0	44.9		ug/L		90	67 - 120	2	30
trans-1,2-Dichloroethene	50.0	46.8		ug/L		94	70 - 130	2	30
trans-1,3-Dichloropropene	50.0	49.6		ug/L		99	70 - 130	1	30
1,1,1-Trichloroethane	50.0	44.5		ug/L		89	70 - 130	1	30
1,1,2-Trichloroethane	50.0	47.3		ug/L		95	70 - 130	3	30
Trichloroethene	50.0	48.1		ug/L		96	70 - 130	2	30
Trichlorofluoromethane	50.0	50.3		ug/L		101	63 - 142	0	30
1,2,3-Trichloropropane	50.0	51.5		ug/L		103	70 - 130	0	30
Vinyl acetate	100	112		ug/L		112	67 - 135	0	30
Vinyl chloride	50.0	51.7		ug/L		103	66 - 129	2	30
Xylenes, Total	100	93.5		ug/L		94	70 - 130	2	30

Surrogate	*LCSD %Recovery*	*LCSD Qualifier*	*Limits*
4-Bromofluorobenzene (Surr)	*100*		*70 - 130*
Dibromofluoromethane (Surr)	*101*		*70 - 130*
1,2-Dichloroethane-d4 (Surr)	*99*		*60 - 124*
Toluene-d8 (Surr)	*102*		*70 - 130*

Method: 8260D - Volatile Organic Compounds by GC/MS (Continued)

Lab Sample ID: MB 680-748060/9
Matrix: Water
Analysis Batch: 748060

Client Sample ID: Method Blank
Prep Type: Total/NA

Analyte	MB Result	MB Qualifier	PQL	MDL	Unit	D	Prepared	Analyzed	Dil Fac
Acetone	3.7	U	10	3.7	ug/L			11/01/22 13:28	1
Acrylonitrile	5.5	U	20	5.5	ug/L			11/01/22 13:28	1
Benzene	0.27	U	1.0	0.27	ug/L			11/01/22 13:28	1
Bromoform	0.59	U	1.0	0.59	ug/L			11/01/22 13:28	1
Bromomethane	3.7	U	5.0	3.7	ug/L			11/01/22 13:28	1
2-Butanone (MEK)	6.4	U	10	6.4	ug/L			11/01/22 13:28	1
Carbon disulfide	0.43	U	2.0	0.43	ug/L			11/01/22 13:28	1
Carbon tetrachloride	0.30	U	1.0	0.30	ug/L			11/01/22 13:28	1
Chlorobenzene	0.15	U	1.0	0.15	ug/L			11/01/22 13:28	1
Chlorobromomethane	0.34	U	1.0	0.34	ug/L			11/01/22 13:28	1
Chlorodibromomethane	0.39	U	1.0	0.39	ug/L			11/01/22 13:28	1
Chloroethane	4.6	U	5.0	4.6	ug/L			11/01/22 13:28	1
Chloroform	0.27	U	1.0	0.27	ug/L			11/01/22 13:28	1
Chloromethane	0.54	U	1.0	0.54	ug/L			11/01/22 13:28	1
cis-1,2-Dichloroethene	0.25	U	1.0	0.25	ug/L			11/01/22 13:28	1
cis-1,3-Dichloropropene	0.26	U	1.0	0.26	ug/L			11/01/22 13:28	1
Dibromomethane	0.34	U	1.0	0.34	ug/L			11/01/22 13:28	1
1,2-Dichlorobenzene	0.31	U	1.0	0.31	ug/L			11/01/22 13:28	1
1,4-Dichlorobenzene	0.31	U	1.0	0.31	ug/L			11/01/22 13:28	1
Dichlorobromomethane	0.25	U	1.0	0.25	ug/L			11/01/22 13:28	1
1,1-Dichloroethane	0.33	U	1.0	0.33	ug/L			11/01/22 13:28	1
1,2-Dichloroethane	0.25	U	1.0	0.25	ug/L			11/01/22 13:28	1
1,1-Dichloroethene	0.33	U	1.0	0.33	ug/L			11/01/22 13:28	1
1,2-Dichloropropane	0.22	U	1.0	0.22	ug/L			11/01/22 13:28	1
Ethylbenzene	0.20	U	1.0	0.20	ug/L			11/01/22 13:28	1
2-Hexanone	3.2	U	10	3.2	ug/L			11/01/22 13:28	1
Iodomethane	3.9	U	10	3.9	ug/L			11/01/22 13:28	1
Methylene Chloride	3.2	U	5.0	3.2	ug/L			11/01/22 13:28	1
4-Methyl-2-pentanone (MIBK)	2.7	U	10	2.7	ug/L			11/01/22 13:28	1
Styrene	0.27	U	1.0	0.27	ug/L			11/01/22 13:28	1
1,1,1,2-Tetrachloroethane	0.36	U	1.0	0.36	ug/L			11/01/22 13:28	1
1,1,2,2-Tetrachloroethane	0.40	U	1.0	0.40	ug/L			11/01/22 13:28	1
Tetrachloroethene	0.35	U	0.50	0.35	ug/L			11/01/22 13:28	1
Toluene	0.25	U	1.0	0.25	ug/L			11/01/22 13:28	1
trans-1,4-Dichloro-2-butene	1.3	U	2.0	1.3	ug/L			11/01/22 13:28	1
trans-1,2-Dichloroethene	0.34	U	1.0	0.34	ug/L			11/01/22 13:28	1
trans-1,3-Dichloropropene	0.23	U	1.0	0.23	ug/L			11/01/22 13:28	1
1,1,1-Trichloroethane	0.21	U	1.0	0.21	ug/L			11/01/22 13:28	1
1,1,2-Trichloroethane	0.32	U	1.0	0.32	ug/L			11/01/22 13:28	1
Trichloroethene	0.20	U	1.0	0.20	ug/L			11/01/22 13:28	1
Trichlorofluoromethane	0.33	U	1.0	0.33	ug/L			11/01/22 13:28	1
1,2,3-Trichloropropane	0.48	U	1.0	0.48	ug/L			11/01/22 13:28	1
Vinyl acetate	0.69	U	2.0	0.69	ug/L			11/01/22 13:28	1
Vinyl chloride	0.40	U	1.0	0.40	ug/L			11/01/22 13:28	1
Xylenes, Total	0.23	U	1.0	0.23	ug/L			11/01/22 13:28	1

Surrogate	*MB %Recovery*	*MB Qualifier*	*Limits*	*Prepared*	*Analyzed*	*Dil Fac*
4-Bromofluorobenzene (Surr)	*97*		*70 - 130*		*11/01/22 13:28*	*1*

Method: 8260D - Volatile Organic Compounds by GC/MS (Continued)

Lab Sample ID: MB 680-748060/9
Matrix: Water
Analysis Batch: 748060

Client Sample ID: Method Blank
Prep Type: Total/NA

Surrogate	MB %Recovery	MB Qualifier	Limits	Prepared	Analyzed	Dil Fac
Dibromofluoromethane (Surr)	102		70 - 130		11/01/22 13:28	1
1,2-Dichloroethane-d4 (Surr)	77		60 - 124		11/01/22 13:28	1
Toluene-d8 (Surr)	110		70 - 130		11/01/22 13:28	1

Lab Sample ID: LCS 680-748060/5
Matrix: Water
Analysis Batch: 748060

Client Sample ID: Lab Control Sample
Prep Type: Total/NA

Analyte	Spike Added	LCS Result	LCS Qualifier	Unit	D	%Rec	%Rec Limits
Acetone	250	278		ug/L		111	67 - 120
Acrylonitrile	500	563		ug/L		113	70 - 130
Benzene	50.0	52.8		ug/L		106	70 - 130
Bromoform	50.0	58.5		ug/L		117	69 - 129
Bromomethane	50.0	49.1		ug/L		98	28 - 192
2-Butanone (MEK)	250	220		ug/L		88	69 - 120
Carbon disulfide	50.0	65.5	J3	ug/L		131	70 - 130
Carbon tetrachloride	50.0	46.2		ug/L		92	70 - 130
Chlorobenzene	50.0	53.8		ug/L		108	70 - 130
Chlorobromomethane	50.0	59.4		ug/L		119	70 - 130
Chlorodibromomethane	50.0	46.7		ug/L		93	70 - 130
Chloroethane	50.0	86.0		ug/L		172	31 - 213
Chloroform	50.0	54.2		ug/L		108	70 - 130
Chloromethane	50.0	63.1		ug/L		126	59 - 127
cis-1,2-Dichloroethene	50.0	50.6		ug/L		101	70 - 130
cis-1,3-Dichloropropene	50.0	49.5		ug/L		99	70 - 130
Dibromomethane	50.0	54.2		ug/L		108	70 - 130
1,2-Dichlorobenzene	50.0	53.3		ug/L		107	70 - 130
1,4-Dichlorobenzene	50.0	51.9		ug/L		104	70 - 130
Dichlorobromomethane	50.0	50.3		ug/L		101	70 - 130
1,1-Dichloroethane	50.0	55.9		ug/L		112	70 - 130
1,2-Dichloroethane	50.0	46.1		ug/L		92	70 - 130
1,1-Dichloroethene	50.0	64.1		ug/L		128	70 - 130
1,2-Dichloropropane	50.0	51.0		ug/L		102	70 - 130
Ethylbenzene	50.0	53.3		ug/L		107	70 - 130
2-Hexanone	250	283		ug/L		113	70 - 130
Iodomethane	50.0	56.8		ug/L		114	52 - 129
Methylene Chloride	50.0	63.3		ug/L		127	70 - 130
4-Methyl-2-pentanone (MIBK)	250	253		ug/L		101	68 - 120
Styrene	50.0	58.1		ug/L		116	70 - 130
1,1,1,2-Tetrachloroethane	50.0	45.0		ug/L		90	70 - 130
1,1,2,2-Tetrachloroethane	50.0	53.7		ug/L		107	70 - 130
Tetrachloroethene	50.0	59.0		ug/L		118	70 - 130
Toluene	50.0	57.4		ug/L		115	70 - 130
trans-1,4-Dichloro-2-butene	50.0	42.3		ug/L		85	67 - 120
trans-1,2-Dichloroethene	50.0	58.4		ug/L		117	70 - 130
trans-1,3-Dichloropropene	50.0	48.7		ug/L		97	70 - 130
1,1,1-Trichloroethane	50.0	51.0		ug/L		102	70 - 130
1,1,2-Trichloroethane	50.0	53.4		ug/L		107	70 - 130

Method: 8260D - Volatile Organic Compounds by GC/MS (Continued)

Lab Sample ID: LCS 680-748060/5
Matrix: Water
Analysis Batch: 748060

Client Sample ID: Lab Control Sample
Prep Type: Total/NA

Analyte	Spike Added	LCS Result	LCS Qualifier	Unit	D	%Rec	%Rec Limits
Trichloroethene	50.0	50.0		ug/L		100	70 - 130
Trichlorofluoromethane	50.0	51.9	L	ug/L		104	63 - 142
1,2,3-Trichloropropane	50.0	53.6		ug/L		107	70 - 130
Vinyl acetate	100	72.1		ug/L		72	67 - 135
Vinyl chloride	50.0	57.2		ug/L		114	66 - 129
Xylenes, Total	100	107		ug/L		107	70 - 130

Surrogate	*LCS %Recovery*	*LCS Qualifier*	*Limits*
4-Bromofluorobenzene (Surr)	*89*		*70 - 130*
Dibromofluoromethane (Surr)	*117*		*70 - 130*
1,2-Dichloroethane-d4 (Surr)	*93*		*60 - 124*
Toluene-d8 (Surr)	*114*		*70 - 130*

Lab Sample ID: LCSD 680-748060/6
Matrix: Water
Analysis Batch: 748060

Client Sample ID: Lab Control Sample Dup
Prep Type: Total/NA

Analyte	Spike Added	LCSD Result	LCSD Qualifier	Unit	D	%Rec	%Rec Limits	RPD	RPD Limit
Acetone	250	283		ug/L		113	67 - 120	2	30
Acrylonitrile	500	573		ug/L		115	70 - 130	2	30
Benzene	50.0	52.3		ug/L		105	70 - 130	1	30
Bromoform	50.0	59.6		ug/L		119	69 - 129	2	30
Bromomethane	50.0	49.7		ug/L		99	28 - 192	1	30
2-Butanone (MEK)	250	230		ug/L		92	69 - 120	4	30
Carbon disulfide	50.0	65.3	J3	ug/L		131	70 - 130	0	30
Carbon tetrachloride	50.0	46.4		ug/L		93	70 - 130	0	30
Chlorobenzene	50.0	53.4		ug/L		107	70 - 130	1	30
Chlorobromomethane	50.0	59.8		ug/L		120	70 - 130	1	30
Chlorodibromomethane	50.0	46.8		ug/L		94	70 - 130	0	30
Chloroethane	50.0	84.1		ug/L		168	31 - 213	2	30
Chloroform	50.0	54.1		ug/L		108	70 - 130	0	30
Chloromethane	50.0	62.9		ug/L		126	59 - 127	0	30
cis-1,2-Dichloroethene	50.0	51.6		ug/L		103	70 - 130	2	30
cis-1,3-Dichloropropene	50.0	49.8		ug/L		100	70 - 130	1	20
Dibromomethane	50.0	53.9		ug/L		108	70 - 130	0	30
1,2-Dichlorobenzene	50.0	53.1		ug/L		106	70 - 130	0	30
1,4-Dichlorobenzene	50.0	51.5		ug/L		103	70 - 130	1	30
Dichlorobromomethane	50.0	49.7		ug/L		99	70 - 130	1	30
1,1-Dichloroethane	50.0	55.6		ug/L		111	70 - 130	0	30
1,2-Dichloroethane	50.0	46.6		ug/L		93	70 - 130	1	50
1,1-Dichloroethene	50.0	63.6		ug/L		127	70 - 130	1	20
1,2-Dichloropropane	50.0	49.6		ug/L		99	70 - 130	3	20
Ethylbenzene	50.0	52.5		ug/L		105	70 - 130	1	20
2-Hexanone	250	291		ug/L		117	70 - 130	3	20
Iodomethane	50.0	55.7		ug/L		111	52 - 129	2	30
Methylene Chloride	50.0	63.9		ug/L		128	70 - 130	1	30
4-Methyl-2-pentanone (MIBK)	250	257		ug/L		103	68 - 120	2	30
Styrene	50.0	58.2		ug/L		116	70 - 130	0	30

Method: 8260D - Volatile Organic Compounds by GC/MS (Continued)

Lab Sample ID: LCSD 680-748060/6
Matrix: Water
Analysis Batch: 748060

Client Sample ID: Lab Control Sample Dup
Prep Type: Total/NA

Analyte	Spike Added	LCSD Result	LCSD Qualifier	Unit	D	%Rec	%Rec Limits	RPD	RPD Limit
1,1,1,2-Tetrachloroethane	50.0	44.4		ug/L		89	70 - 130	1	30
1,1,2,2-Tetrachloroethane	50.0	53.7		ug/L		107	70 - 130	0	30
Tetrachloroethene	50.0	58.5		ug/L		117	70 - 130	1	30
Toluene	50.0	57.6		ug/L		115	70 - 130	0	30
trans-1,4-Dichloro-2-butene	50.0	42.6		ug/L		85	67 - 120	1	30
trans-1,2-Dichloroethene	50.0	58.5		ug/L		117	70 - 130	0	30
trans-1,3-Dichloropropene	50.0	49.0		ug/L		98	70 - 130	1	30
1,1,1-Trichloroethane	50.0	50.9		ug/L		102	70 - 130	0	30
1,1,2-Trichloroethane	50.0	54.7		ug/L		109	70 - 130	2	30
Trichloroethene	50.0	50.0		ug/L		100	70 - 130	0	30
Trichlorofluoromethane	50.0	52.5	L	ug/L		105	63 - 142	1	30
1,2,3-Trichloropropane	50.0	53.4		ug/L		107	70 - 130	0	30
Vinyl acetate	100	72.3		ug/L		72	67 - 135	0	30
Vinyl chloride	50.0	57.3		ug/L		115	66 - 129	0	30
Xylenes, Total	100	108		ug/L		108	70 - 130	1	30

Surrogate	*LCSD %Recovery*	*LCSD Qualifier*	*Limits*
4-Bromofluorobenzene (Surr)	*91*		*70 - 130*
Dibromofluoromethane (Surr)	*117*		*70 - 130*
1,2-Dichloroethane-d4 (Surr)	*94*		*60 - 124*
Toluene-d8 (Surr)	*115*		*70 - 130*

Lab Sample ID: MB 680-748065/9
Matrix: Water
Analysis Batch: 748065

Client Sample ID: Method Blank
Prep Type: Total/NA

Analyte	MB Result	MB Qualifier	PQL	MDL	Unit	D	Prepared	Analyzed	Dil Fac
Acetone	3.7	U	10	3.7	ug/L			11/01/22 14:12	1
Acrylonitrile	5.5	U	20	5.5	ug/L			11/01/22 14:12	1
Benzene	0.27	U	1.0	0.27	ug/L			11/01/22 14:12	1
Bromoform	0.59	U	1.0	0.59	ug/L			11/01/22 14:12	1
Bromomethane	3.7	U	5.0	3.7	ug/L			11/01/22 14:12	1
2-Butanone (MEK)	6.4	U	10	6.4	ug/L			11/01/22 14:12	1
Carbon disulfide	0.43	U	2.0	0.43	ug/L			11/01/22 14:12	1
Carbon tetrachloride	0.30	U	1.0	0.30	ug/L			11/01/22 14:12	1
Chlorobenzene	0.15	U	1.0	0.15	ug/L			11/01/22 14:12	1
Chlorobromomethane	0.34	U	1.0	0.34	ug/L			11/01/22 14:12	1
Chlorodibromomethane	0.39	U	1.0	0.39	ug/L			11/01/22 14:12	1
Chloroethane	4.6	U	5.0	4.6	ug/L			11/01/22 14:12	1
Chloroform	0.27	U	1.0	0.27	ug/L			11/01/22 14:12	1
Chloromethane	0.54	U	1.0	0.54	ug/L			11/01/22 14:12	1
cis-1,2-Dichloroethene	0.25	U	1.0	0.25	ug/L			11/01/22 14:12	1
cis-1,3-Dichloropropene	0.26	U	1.0	0.26	ug/L			11/01/22 14:12	1
Dibromomethane	0.34	U	1.0	0.34	ug/L			11/01/22 14:12	1
1,2-Dichlorobenzene	0.31	U	1.0	0.31	ug/L			11/01/22 14:12	1
1,4-Dichlorobenzene	0.31	U	1.0	0.31	ug/L			11/01/22 14:12	1
Dichlorobromomethane	0.25	U	1.0	0.25	ug/L			11/01/22 14:12	1
1,1-Dichloroethane	0.33	U	1.0	0.33	ug/L			11/01/22 14:12	1

Method: 8260D - Volatile Organic Compounds by GC/MS (Continued)

Lab Sample ID: MB 680-748065/9
Matrix: Water
Analysis Batch: 748065

Client Sample ID: Method Blank
Prep Type: Total/NA

Analyte	MB Result	MB Qualifier	PQL	MDL	Unit	D	Prepared	Analyzed	Dil Fac
1,2-Dichloroethane	0.25	U	1.0	0.25	ug/L			11/01/22 14:12	1
1,1-Dichloroethene	0.33	U	1.0	0.33	ug/L			11/01/22 14:12	1
1,2-Dichloropropane	0.22	U	1.0	0.22	ug/L			11/01/22 14:12	1
Ethylbenzene	0.20	U	1.0	0.20	ug/L			11/01/22 14:12	1
2-Hexanone	3.2	U	10	3.2	ug/L			11/01/22 14:12	1
Iodomethane	3.9	U	10	3.9	ug/L			11/01/22 14:12	1
Methylene Chloride	3.2	U	5.0	3.2	ug/L			11/01/22 14:12	1
4-Methyl-2-pentanone (MIBK)	2.7	U	10	2.7	ug/L			11/01/22 14:12	1
Styrene	0.27	U	1.0	0.27	ug/L			11/01/22 14:12	1
1,1,1,2-Tetrachloroethane	0.36	U	1.0	0.36	ug/L			11/01/22 14:12	1
1,1,2,2-Tetrachloroethane	0.40	U	1.0	0.40	ug/L			11/01/22 14:12	1
Tetrachloroethene	0.35	U	0.50	0.35	ug/L			11/01/22 14:12	1
Toluene	0.25	U	1.0	0.25	ug/L			11/01/22 14:12	1
trans-1,4-Dichloro-2-butene	1.3	U	2.0	1.3	ug/L			11/01/22 14:12	1
trans-1,2-Dichloroethene	0.34	U	1.0	0.34	ug/L			11/01/22 14:12	1
trans-1,3-Dichloropropene	0.23	U	1.0	0.23	ug/L			11/01/22 14:12	1
1,1,1-Trichloroethane	0.21	U	1.0	0.21	ug/L			11/01/22 14:12	1
1,1,2-Trichloroethane	0.32	U	1.0	0.32	ug/L			11/01/22 14:12	1
Trichloroethene	0.20	U	1.0	0.20	ug/L			11/01/22 14:12	1
Trichlorofluoromethane	0.33	U	1.0	0.33	ug/L			11/01/22 14:12	1
1,2,3-Trichloropropane	0.48	U	1.0	0.48	ug/L			11/01/22 14:12	1
Vinyl acetate	0.69	U	2.0	0.69	ug/L			11/01/22 14:12	1
Vinyl chloride	0.40	U	1.0	0.40	ug/L			11/01/22 14:12	1
Xylenes, Total	0.23	U	1.0	0.23	ug/L			11/01/22 14:12	1

Surrogate	*MB %Recovery*	*MB Qualifier*	*Limits*	*Prepared*	*Analyzed*	*Dil Fac*
4-Bromofluorobenzene (Surr)	*90*		*70 - 130*		*11/01/22 14:12*	*1*
Dibromofluoromethane (Surr)	*110*		*70 - 130*		*11/01/22 14:12*	*1*
1,2-Dichloroethane-d4 (Surr)	*114*		*60 - 124*		*11/01/22 14:12*	*1*
Toluene-d8 (Surr)	*108*		*70 - 130*		*11/01/22 14:12*	*1*

Lab Sample ID: LCS 680-748065/5
Matrix: Water
Analysis Batch: 748065

Client Sample ID: Lab Control Sample
Prep Type: Total/NA

Analyte	Spike Added	LCS Result	LCS Qualifier	Unit	D	%Rec	%Rec Limits
Acetone	250	320	J3	ug/L		128	67 - 120
Acrylonitrile	500	609		ug/L		122	70 - 130
Benzene	50.0	52.5		ug/L		105	70 - 130
Bromoform	50.0	58.3	L	ug/L		117	69 - 129
Bromomethane	50.0	43.2		ug/L		86	28 - 192
2-Butanone (MEK)	250	265		ug/L		106	69 - 120
Carbon disulfide	50.0	64.9		ug/L		130	70 - 130
Carbon tetrachloride	50.0	67.3	J3	ug/L		135	70 - 130
Chlorobenzene	50.0	51.4		ug/L		103	70 - 130
Chlorobromomethane	50.0	57.0		ug/L		114	70 - 130
Chlorodibromomethane	50.0	62.0		ug/L		124	70 - 130
Chloroethane	50.0	71.6		ug/L		143	31 - 213

Method: 8260D - Volatile Organic Compounds by GC/MS (Continued)

Lab Sample ID: LCS 680-748065/5
Matrix: Water
Analysis Batch: 748065

Client Sample ID: Lab Control Sample
Prep Type: Total/NA

Analyte	Spike Added	LCS Result	LCS Qualifier	Unit	D	%Rec	%Rec Limits
Chloroform	50.0	58.1		ug/L		116	70 - 130
Chloromethane	50.0	36.1		ug/L		72	59 - 127
cis-1,2-Dichloroethene	50.0	55.3		ug/L		111	70 - 130
cis-1,3-Dichloropropene	50.0	53.6		ug/L		107	70 - 130
Dibromomethane	50.0	56.0		ug/L		112	70 - 130
1,2-Dichlorobenzene	50.0	50.8		ug/L		102	70 - 130
1,4-Dichlorobenzene	50.0	50.1		ug/L		100	70 - 130
Dichlorobromomethane	50.0	59.0		ug/L		118	70 - 130
1,1-Dichloroethane	50.0	55.6		ug/L		111	70 - 130
1,2-Dichloroethane	50.0	58.0		ug/L		116	70 - 130
1,1-Dichloroethene	50.0	62.9		ug/L		126	70 - 130
1,2-Dichloropropane	50.0	51.4		ug/L		103	70 - 130
Ethylbenzene	50.0	52.9		ug/L		106	70 - 130
2-Hexanone	250	291		ug/L		116	70 - 130
Iodomethane	50.0	44.4		ug/L		89	52 - 129
Methylene Chloride	50.0	55.0		ug/L		110	70 - 130
4-Methyl-2-pentanone (MIBK)	250	294		ug/L		118	68 - 120
Styrene	50.0	52.6		ug/L		105	70 - 130
1,1,1,2-Tetrachloroethane	50.0	58.5		ug/L		117	70 - 130
1,1,2,2-Tetrachloroethane	50.0	51.9		ug/L		104	70 - 130
Tetrachloroethene	50.0	54.8		ug/L		110	70 - 130
Toluene	50.0	51.8		ug/L		104	70 - 130
trans-1,4-Dichloro-2-butene	50.0	46.5		ug/L		93	67 - 120
trans-1,2-Dichloroethene	50.0	58.2		ug/L		116	70 - 130
trans-1,3-Dichloropropene	50.0	58.1		ug/L		116	70 - 130
1,1,1-Trichloroethane	50.0	64.3		ug/L		129	70 - 130
1,1,2-Trichloroethane	50.0	50.5		ug/L		101	70 - 130
Trichloroethene	50.0	57.4		ug/L		115	70 - 130
Trichlorofluoromethane	50.0	66.4		ug/L		133	63 - 142
1,2,3-Trichloropropane	50.0	58.5		ug/L		117	70 - 130
Vinyl acetate	100	95.0		ug/L		95	67 - 135
Vinyl chloride	50.0	46.2		ug/L		92	66 - 129
Xylenes, Total	100	104		ug/L		104	70 - 130

Surrogate	*LCS %Recovery*	*LCS Qualifier*	*Limits*
4-Bromofluorobenzene (Surr)	*90*		*70 - 130*
Dibromofluoromethane (Surr)	*119*		*70 - 130*
1,2-Dichloroethane-d4 (Surr)	*119*		*60 - 124*
Toluene-d8 (Surr)	*107*		*70 - 130*

Lab Sample ID: LCSD 680-748065/6
Matrix: Water
Analysis Batch: 748065

Client Sample ID: Lab Control Sample Dup
Prep Type: Total/NA

Analyte	Spike Added	LCSD Result	LCSD Qualifier	Unit	D	%Rec	%Rec Limits	RPD	RPD Limit
Acetone	250	364	J3	ug/L		146	67 - 120	13	30
Acrylonitrile	500	676	J3	ug/L		135	70 - 130	11	30
Benzene	50.0	55.8		ug/L		112	70 - 130	6	30

Method: 8260D - Volatile Organic Compounds by GC/MS (Continued)

Lab Sample ID: LCSD 680-748065/6
Matrix: Water
Analysis Batch: 748065

Client Sample ID: Lab Control Sample Dup
Prep Type: Total/NA

Analyte	Spike Added	LCSD Result	LCSD Qualifier	Unit	D	%Rec	%Rec Limits	RPD	RPD Limit
Bromoform	50.0	61.3	L	ug/L		123	69 - 129	5	30
Bromomethane	50.0	50.5		ug/L		101	28 - 192	16	30
2-Butanone (MEK)	250	292		ug/L		117	69 - 120	10	30
Carbon disulfide	50.0	69.9	J3	ug/L		140	70 - 130	7	30
Carbon tetrachloride	50.0	72.1	J3	ug/L		144	70 - 130	7	30
Chlorobenzene	50.0	54.0		ug/L		108	70 - 130	5	30
Chlorobromomethane	50.0	61.1		ug/L		122	70 - 130	7	30
Chlorodibromomethane	50.0	68.2	J3	ug/L		136	70 - 130	9	30
Chloroethane	50.0	76.5		ug/L		153	31 - 213	7	30
Chloroform	50.0	62.8		ug/L		126	70 - 130	8	30
Chloromethane	50.0	39.7		ug/L		79	59 - 127	9	30
cis-1,2-Dichloroethene	50.0	58.7		ug/L		117	70 - 130	6	30
cis-1,3-Dichloropropene	50.0	57.0		ug/L		114	70 - 130	6	20
Dibromomethane	50.0	61.2		ug/L		122	70 - 130	9	30
1,2-Dichlorobenzene	50.0	53.6		ug/L		107	70 - 130	6	30
1,4-Dichlorobenzene	50.0	52.7		ug/L		105	70 - 130	5	30
Dichlorobromomethane	50.0	64.1		ug/L		128	70 - 130	8	30
1,1-Dichloroethane	50.0	60.3		ug/L		121	70 - 130	8	30
1,2-Dichloroethane	50.0	63.5		ug/L		127	70 - 130	9	50
1,1-Dichloroethene	50.0	68.2	J3	ug/L		136	70 - 130	8	20
1,2-Dichloropropane	50.0	55.9		ug/L		112	70 - 130	8	20
Ethylbenzene	50.0	54.5		ug/L		109	70 - 130	3	20
2-Hexanone	250	327	J3	ug/L		131	70 - 130	12	20
Iodomethane	50.0	45.9		ug/L		92	52 - 129	4	30
Methylene Chloride	50.0	59.5		ug/L		119	70 - 130	8	30
4-Methyl-2-pentanone (MIBK)	250	327	J3	ug/L		131	68 - 120	11	30
Styrene	50.0	54.6		ug/L		109	70 - 130	4	30
1,1,1,2-Tetrachloroethane	50.0	59.1		ug/L		118	70 - 130	1	30
1,1,2,2-Tetrachloroethane	50.0	55.7		ug/L		111	70 - 130	7	30
Tetrachloroethene	50.0	59.0		ug/L		118	70 - 130	7	30
Toluene	50.0	55.9		ug/L		112	70 - 130	8	30
trans-1,4-Dichloro-2-butene	50.0	48.4		ug/L		97	67 - 120	4	30
trans-1,2-Dichloroethene	50.0	62.7		ug/L		125	70 - 130	7	30
trans-1,3-Dichloropropene	50.0	62.4		ug/L		125	70 - 130	7	30
1,1,1-Trichloroethane	50.0	68.5	J3	ug/L		137	70 - 130	6	30
1,1,2-Trichloroethane	50.0	54.6		ug/L		109	70 - 130	8	30
Trichloroethene	50.0	62.9		ug/L		126	70 - 130	9	30
Trichlorofluoromethane	50.0	71.4	J3	ug/L		143	63 - 142	7	30
1,2,3-Trichloropropane	50.0	62.3		ug/L		125	70 - 130	6	30
Vinyl acetate	100	103		ug/L		103	67 - 135	8	30
Vinyl chloride	50.0	49.6		ug/L		99	66 - 129	7	30
Xylenes, Total	100	108		ug/L		108	70 - 130	4	30

Surrogate	*LCSD %Recovery*	*LCSD Qualifier*	*Limits*
4-Bromofluorobenzene (Surr)	*96*		*70 - 130*
Dibromofluoromethane (Surr)	*126*		*70 - 130*
1,2-Dichloroethane-d4 (Surr)	*129*	*J1*	*60 - 124*
Toluene-d8 (Surr)	*111*		*70 - 130*

Method: 8260D - Volatile Organic Compounds by GC/MS (Continued)

Lab Sample ID: MB 680-748268/9
Matrix: Water
Analysis Batch: 748268

Client Sample ID: Method Blank
Prep Type: Total/NA

Analyte	MB Result	MB Qualifier	PQL	MDL	Unit	D	Prepared	Analyzed	Dil Fac
Acetone	3.7	U	10	3.7	ug/L			11/02/22 14:37	1
Acrylonitrile	5.5	U	20	5.5	ug/L			11/02/22 14:37	1
Benzene	0.27	U	1.0	0.27	ug/L			11/02/22 14:37	1
Bromoform	0.59	U	1.0	0.59	ug/L			11/02/22 14:37	1
Bromomethane	3.7	U	5.0	3.7	ug/L			11/02/22 14:37	1
2-Butanone (MEK)	6.4	U	10	6.4	ug/L			11/02/22 14:37	1
Carbon disulfide	0.43	U	2.0	0.43	ug/L			11/02/22 14:37	1
Carbon tetrachloride	1.03		1.0	0.30	ug/L			11/02/22 14:37	1
Chlorobenzene	0.15	U	1.0	0.15	ug/L			11/02/22 14:37	1
Chlorobromomethane	0.34	U	1.0	0.34	ug/L			11/02/22 14:37	1
Chlorodibromomethane	0.39	U	1.0	0.39	ug/L			11/02/22 14:37	1
Chloroethane	4.6	U	5.0	4.6	ug/L			11/02/22 14:37	1
Chloroform	0.370	I	1.0	0.27	ug/L			11/02/22 14:37	1
Chloromethane	0.54	U	1.0	0.54	ug/L			11/02/22 14:37	1
cis-1,2-Dichloroethene	0.25	U	1.0	0.25	ug/L			11/02/22 14:37	1
cis-1,3-Dichloropropene	0.26	U	1.0	0.26	ug/L			11/02/22 14:37	1
Dibromomethane	0.34	U	1.0	0.34	ug/L			11/02/22 14:37	1
1,2-Dichlorobenzene	0.31	U	1.0	0.31	ug/L			11/02/22 14:37	1
1,4-Dichlorobenzene	0.31	U	1.0	0.31	ug/L			11/02/22 14:37	1
Dichlorobromomethane	0.25	U	1.0	0.25	ug/L			11/02/22 14:37	1
1,1-Dichloroethane	0.33	U	1.0	0.33	ug/L			11/02/22 14:37	1
1,2-Dichloroethane	0.25	U	1.0	0.25	ug/L			11/02/22 14:37	1
1,1-Dichloroethene	0.33	U	1.0	0.33	ug/L			11/02/22 14:37	1
1,2-Dichloropropane	0.22	U	1.0	0.22	ug/L			11/02/22 14:37	1
Ethylbenzene	0.441	I	1.0	0.20	ug/L			11/02/22 14:37	1
2-Hexanone	3.2	U	10	3.2	ug/L			11/02/22 14:37	1
Iodomethane	3.9	U	10	3.9	ug/L			11/02/22 14:37	1
Methylene Chloride	3.2	U	5.0	3.2	ug/L			11/02/22 14:37	1
4-Methyl-2-pentanone (MIBK)	2.7	U	10	2.7	ug/L			11/02/22 14:37	1
Styrene	0.27	U	1.0	0.27	ug/L			11/02/22 14:37	1
1,1,1,2-Tetrachloroethane	0.36	U	1.0	0.36	ug/L			11/02/22 14:37	1
1,1,2,2-Tetrachloroethane	0.40	U	1.0	0.40	ug/L			11/02/22 14:37	1
Tetrachloroethene	0.35	U	0.50	0.35	ug/L			11/02/22 14:37	1
Toluene	0.509	I	1.0	0.25	ug/L			11/02/22 14:37	1
trans-1,4-Dichloro-2-butene	1.3	U	2.0	1.3	ug/L			11/02/22 14:37	1
trans-1,2-Dichloroethene	0.34	U	1.0	0.34	ug/L			11/02/22 14:37	1
trans-1,3-Dichloropropene	0.23	U	1.0	0.23	ug/L			11/02/22 14:37	1
1,1,1-Trichloroethane	0.21	U	1.0	0.21	ug/L			11/02/22 14:37	1
1,1,2-Trichloroethane	0.32	U	1.0	0.32	ug/L			11/02/22 14:37	1
Trichloroethene	0.20	U	1.0	0.20	ug/L			11/02/22 14:37	1
Trichlorofluoromethane	0.33	U	1.0	0.33	ug/L			11/02/22 14:37	1
1,2,3-Trichloropropane	0.48	U	1.0	0.48	ug/L			11/02/22 14:37	1
Vinyl acetate	0.69	U	2.0	0.69	ug/L			11/02/22 14:37	1
Vinyl chloride	0.40	U	1.0	0.40	ug/L			11/02/22 14:37	1
Xylenes, Total	0.414	I	1.0	0.23	ug/L			11/02/22 14:37	1

Surrogate	*MB %Recovery*	*MB Qualifier*	*Limits*	*Prepared*	*Analyzed*	*Dil Fac*
4-Bromofluorobenzene (Surr)	*97*		*70 - 130*		*11/02/22 14:37*	*1*

Method: 8260D - Volatile Organic Compounds by GC/MS (Continued)

Lab Sample ID: MB 680-748268/9
Matrix: Water
Analysis Batch: 748268

Client Sample ID: Method Blank
Prep Type: Total/NA

Surrogate	MB %Recovery	MB Qualifier	Limits	Prepared	Analyzed	Dil Fac
Dibromofluoromethane (Surr)	111		70 - 130		11/02/22 14:37	1
1,2-Dichloroethane-d4 (Surr)	97		60 - 124		11/02/22 14:37	1
Toluene-d8 (Surr)	106		70 - 130		11/02/22 14:37	1

Lab Sample ID: LCS 680-748268/5
Matrix: Water
Analysis Batch: 748268

Client Sample ID: Lab Control Sample
Prep Type: Total/NA

Analyte	Spike Added	LCS Result	LCS Qualifier	Unit	D	%Rec	%Rec Limits
Acetone	250	543	J3	ug/L		217	67 - 120
Acrylonitrile	500	555		ug/L		111	70 - 130
Benzene	50.0	47.6		ug/L		95	70 - 130
Bromoform	50.0	49.9		ug/L		100	69 - 129
Bromomethane	50.0	61.6		ug/L		123	28 - 192
2-Butanone (MEK)	250	388	J3	ug/L		155	69 - 120
Carbon disulfide	50.0	48.4		ug/L		97	70 - 130
Carbon tetrachloride	50.0	50.5		ug/L		101	70 - 130
Chlorobenzene	50.0	50.1		ug/L		100	70 - 130
Chlorobromomethane	50.0	51.1		ug/L		102	70 - 130
Chlorodibromomethane	50.0	52.1		ug/L		104	70 - 130
Chloroethane	50.0	45.3		ug/L		91	31 - 213
Chloroform	50.0	55.4		ug/L		111	70 - 130
Chloromethane	50.0	41.9		ug/L		84	59 - 127
cis-1,2-Dichloroethene	50.0	53.4		ug/L		107	70 - 130
cis-1,3-Dichloropropene	50.0	52.8		ug/L		106	70 - 130
Dibromomethane	50.0	52.6		ug/L		105	70 - 130
1,2-Dichlorobenzene	50.0	50.0		ug/L		100	70 - 130
1,4-Dichlorobenzene	50.0	49.8		ug/L		100	70 - 130
Dichlorobromomethane	50.0	57.8		ug/L		116	70 - 130
1,1-Dichloroethane	50.0	49.8		ug/L		100	70 - 130
1,2-Dichloroethane	50.0	46.8		ug/L		94	70 - 130
1,1-Dichloroethene	50.0	57.2		ug/L		114	70 - 130
1,2-Dichloropropane	50.0	47.5		ug/L		95	70 - 130
Ethylbenzene	50.0	52.0		ug/L		104	70 - 130
2-Hexanone	250	362	J3	ug/L		145	70 - 130
Iodomethane	50.0	49.5		ug/L		99	52 - 129
Methylene Chloride	50.0	49.3		ug/L		99	70 - 130
4-Methyl-2-pentanone (MIBK)	250	284		ug/L		113	68 - 120
Styrene	50.0	54.2		ug/L		108	70 - 130
1,1,1,2-Tetrachloroethane	50.0	56.7		ug/L		113	70 - 130
1,1,2,2-Tetrachloroethane	50.0	47.9		ug/L		96	70 - 130
Tetrachloroethene	50.0	49.1		ug/L		98	70 - 130
Toluene	50.0	49.5		ug/L		99	70 - 130
trans-1,4-Dichloro-2-butene	50.0	59.6		ug/L		119	67 - 120
trans-1,2-Dichloroethene	50.0	48.8		ug/L		98	70 - 130
trans-1,3-Dichloropropene	50.0	47.8		ug/L		96	70 - 130
1,1,1-Trichloroethane	50.0	59.3		ug/L		119	70 - 130
1,1,2-Trichloroethane	50.0	50.3		ug/L		101	70 - 130

Method: 8260D - Volatile Organic Compounds by GC/MS (Continued)

Lab Sample ID: LCS 680-748268/5
Matrix: Water
Analysis Batch: 748268

Client Sample ID: Lab Control Sample
Prep Type: Total/NA

Analyte	Spike Added	LCS Result	LCS Qualifier	Unit	D	%Rec	%Rec Limits
Trichloroethene	50.0	54.3		ug/L		109	70 - 130
Trichlorofluoromethane	50.0	79.1	J3	ug/L		158	63 - 142
1,2,3-Trichloropropane	50.0	53.1		ug/L		106	70 - 130
Vinyl acetate	100	102		ug/L		102	67 - 135
Vinyl chloride	50.0	50.1		ug/L		100	66 - 129
Xylenes, Total	100	101		ug/L		101	70 - 130

Surrogate	*LCS %Recovery*	*LCS Qualifier*	*Limits*
4-Bromofluorobenzene (Surr)	*102*		*70 - 130*
Dibromofluoromethane (Surr)	*115*		*70 - 130*
1,2-Dichloroethane-d4 (Surr)	*108*		*60 - 124*
Toluene-d8 (Surr)	*114*		*70 - 130*

Lab Sample ID: LCSD 680-748268/6
Matrix: Water
Analysis Batch: 748268

Client Sample ID: Lab Control Sample Dup
Prep Type: Total/NA

Analyte	Spike Added	LCSD Result	LCSD Qualifier	Unit	D	%Rec	%Rec Limits	RPD	RPD Limit
Acetone	250	481	J3	ug/L		192	67 - 120	12	30
Acrylonitrile	500	544		ug/L		109	70 - 130	2	30
Benzene	50.0	48.4		ug/L		97	70 - 130	2	30
Bromoform	50.0	52.6		ug/L		105	69 - 129	5	30
Bromomethane	50.0	55.8		ug/L		112	28 - 192	10	30
2-Butanone (MEK)	250	383	J3	ug/L		153	69 - 120	1	30
Carbon disulfide	50.0	48.4		ug/L		97	70 - 130	0	30
Carbon tetrachloride	50.0	50.8		ug/L		102	70 - 130	1	30
Chlorobenzene	50.0	51.9		ug/L		104	70 - 130	3	30
Chlorobromomethane	50.0	51.4		ug/L		103	70 - 130	1	30
Chlorodibromomethane	50.0	53.1		ug/L		106	70 - 130	2	30
Chloroethane	50.0	47.6		ug/L		95	31 - 213	5	30
Chloroform	50.0	55.2		ug/L		110	70 - 130	0	30
Chloromethane	50.0	39.2		ug/L		78	59 - 127	7	30
cis-1,2-Dichloroethene	50.0	51.4		ug/L		103	70 - 130	4	30
cis-1,3-Dichloropropene	50.0	53.1		ug/L		106	70 - 130	1	20
Dibromomethane	50.0	54.0		ug/L		108	70 - 130	3	30
1,2-Dichlorobenzene	50.0	48.8		ug/L		98	70 - 130	2	30
1,4-Dichlorobenzene	50.0	48.3		ug/L		97	70 - 130	3	30
Dichlorobromomethane	50.0	56.6		ug/L		113	70 - 130	2	30
1,1-Dichloroethane	50.0	50.7		ug/L		101	70 - 130	2	30
1,2-Dichloroethane	50.0	44.4		ug/L		89	70 - 130	5	50
1,1-Dichloroethene	50.0	56.7		ug/L		113	70 - 130	1	20
1,2-Dichloropropane	50.0	48.4		ug/L		97	70 - 130	2	20
Ethylbenzene	50.0	52.2		ug/L		104	70 - 130	0	20
2-Hexanone	250	364	J3	ug/L		145	70 - 130	1	20
Iodomethane	50.0	49.5		ug/L		99	52 - 129	0	30
Methylene Chloride	50.0	50.8		ug/L		102	70 - 130	3	30
4-Methyl-2-pentanone (MIBK)	250	279		ug/L		112	68 - 120	2	30
Styrene	50.0	54.0		ug/L		108	70 - 130	0	30

Method: 8260D - Volatile Organic Compounds by GC/MS (Continued)

Lab Sample ID: LCSD 680-748268/6
Matrix: Water
Analysis Batch: 748268

Client Sample ID: Lab Control Sample Dup
Prep Type: Total/NA

Analyte	Spike Added	LCSD Result	LCSD Qualifier	Unit	D	%Rec	%Rec Limits	RPD	RPD Limit
1,1,1,2-Tetrachloroethane	50.0	57.6		ug/L		115	70 - 130	2	30
1,1,2,2-Tetrachloroethane	50.0	50.3		ug/L		101	70 - 130	5	30
Tetrachloroethene	50.0	50.0		ug/L		100	70 - 130	2	30
Toluene	50.0	50.1		ug/L		100	70 - 130	1	30
trans-1,4-Dichloro-2-butene	50.0	58.3		ug/L		117	67 - 120	2	30
trans-1,2-Dichloroethene	50.0	51.4		ug/L		103	70 - 130	5	30
trans-1,3-Dichloropropene	50.0	47.4		ug/L		95	70 - 130	1	30
1,1,1-Trichloroethane	50.0	58.7		ug/L		117	70 - 130	1	30
1,1,2-Trichloroethane	50.0	49.8		ug/L		100	70 - 130	1	30
Trichloroethene	50.0	57.1		ug/L		114	70 - 130	5	30
Trichlorofluoromethane	50.0	76.5	J3	ug/L		153	63 - 142	3	30
1,2,3-Trichloropropane	50.0	53.8		ug/L		108	70 - 130	1	30
Vinyl acetate	100	99.8		ug/L		100	67 - 135	2	30
Vinyl chloride	50.0	48.4		ug/L		97	66 - 129	3	30
Xylenes, Total	100	104		ug/L		104	70 - 130	3	30

Surrogate	*LCSD %Recovery*	*LCSD Qualifier*	*Limits*
4-Bromofluorobenzene (Surr)	*99*		*70 - 130*
Dibromofluoromethane (Surr)	*115*		*70 - 130*
1,2-Dichloroethane-d4 (Surr)	*105*		*60 - 124*
Toluene-d8 (Surr)	*114*		*70 - 130*

Lab Sample ID: 680-223701-C-60 MS
Matrix: Water
Analysis Batch: 748268

Client Sample ID: Matrix Spike
Prep Type: Total/NA

Analyte	Sample Result	Sample Qualifier	Spike Added	MS Result	MS Qualifier	Unit	D	%Rec	%Rec Limits
Acetone	3.7	U J3	250	263		ug/L		105	67 - 120
Acrylonitrile	5.5	U	500	523		ug/L		105	70 - 130
Benzene	0.27	U	50.0	51.9		ug/L		104	70 - 130
Bromoform	0.59	U	50.0	53.0		ug/L		106	69 - 129
Bromomethane	3.7	U	50.0	56.8		ug/L		114	28 - 192
2-Butanone (MEK)	6.4	U J3	250	260		ug/L		104	69 - 120
Carbon disulfide	0.43	U	50.0	52.5		ug/L		105	70 - 130
Carbon tetrachloride	0.30	U	50.0	56.8		ug/L		114	70 - 130
Chlorobenzene	0.15	U	50.0	52.2		ug/L		104	70 - 130
Chlorobromomethane	0.34	U	50.0	49.8		ug/L		100	70 - 130
Chlorodibromomethane	0.39	U	50.0	52.7		ug/L		105	70 - 130
Chloroethane	4.6	U	50.0	58.3		ug/L		117	31 - 213
Chloroform	0.27	U	50.0	58.5		ug/L		117	70 - 130
Chloromethane	0.54	U	50.0	41.7		ug/L		83	59 - 127
cis-1,2-Dichloroethene	0.25	U	50.0	54.6		ug/L		109	70 - 130
cis-1,3-Dichloropropene	0.26	U	50.0	54.5		ug/L		109	70 - 130
Dibromomethane	0.34	U	50.0	53.8		ug/L		108	70 - 130
1,2-Dichlorobenzene	0.31	U	50.0	52.4		ug/L		105	70 - 130
1,4-Dichlorobenzene	0.31	U	50.0	51.1		ug/L		102	70 - 130
Dichlorobromomethane	0.25	U	50.0	62.8		ug/L		126	70 - 130
1,1-Dichloroethane	0.33	U	50.0	52.5		ug/L		105	70 - 130

Method: 8260D - Volatile Organic Compounds by GC/MS (Continued)

Lab Sample ID: 680-223701-C-60 MS
Matrix: Water
Analysis Batch: 748268

Client Sample ID: Matrix Spike
Prep Type: Total/NA

Analyte	Sample Result	Sample Qualifier	Spike Added	MS Result	MS Qualifier	Unit	D	%Rec	%Rec Limits
1,2-Dichloroethane	0.25	U	50.0	49.9		ug/L		100	70 - 130
1,1-Dichloroethene	0.33	U	50.0	61.1		ug/L		122	70 - 130
1,2-Dichloropropane	0.22	U	50.0	46.3		ug/L		93	70 - 130
Ethylbenzene	1.6	V	50.0	54.8		ug/L		107	70 - 130
2-Hexanone	3.2	U J3	250	287		ug/L		115	70 - 130
Iodomethane	3.9	U	50.0	48.5		ug/L		97	52 - 129
Methylene Chloride	3.2	U	50.0	51.7		ug/L		103	70 - 130
4-Methyl-2-pentanone (MIBK)	2.7	U	250	278		ug/L		111	68 - 120
Styrene	0.27	U	50.0	54.0		ug/L		108	70 - 130
1,1,1,2-Tetrachloroethane	0.36	U	50.0	56.6		ug/L		113	70 - 130
1,1,2,2-Tetrachloroethane	0.40	U	50.0	51.1		ug/L		102	70 - 130
Tetrachloroethene	0.35	U	50.0	51.8		ug/L		104	70 - 130
Toluene	0.25	U	50.0	48.6		ug/L		97	70 - 130
trans-1,4-Dichloro-2-butene	1.3	U	50.0	56.6		ug/L		113	67 - 120
trans-1,2-Dichloroethene	0.34	U	50.0	51.6		ug/L		103	70 - 130
trans-1,3-Dichloropropene	0.23	U	50.0	46.4		ug/L		93	70 - 130
1,1,1-Trichloroethane	0.21	U	50.0	63.6		ug/L		127	70 - 130
1,1,2-Trichloroethane	0.32	U	50.0	48.7		ug/L		97	70 - 130
Trichloroethene	0.20	U	50.0	53.2		ug/L		106	70 - 130
Trichlorofluoromethane	0.33	U J3	50.0	92.5	J3	ug/L		185	63 - 142
1,2,3-Trichloropropane	0.48	U	50.0	54.9		ug/L		110	70 - 130
Vinyl acetate	0.69	U	100	90.0		ug/L		90	67 - 135
Vinyl chloride	0.40	U	50.0	51.0		ug/L		102	66 - 129
Xylenes, Total	22		100	123		ug/L		101	70 - 130

Surrogate	*MS %Recovery*	*MS Qualifier*	*Limits*
4-Bromofluorobenzene (Surr)	*110*		*70 - 130*
Dibromofluoromethane (Surr)	*115*		*70 - 130*
1,2-Dichloroethane-d4 (Surr)	*111*		*60 - 124*
Toluene-d8 (Surr)	*113*		*70 - 130*

Lab Sample ID: 680-223701-C-60 MSD
Matrix: Water
Analysis Batch: 748268

Client Sample ID: Matrix Spike Duplicate
Prep Type: Total/NA

Analyte	Sample Result	Sample Qualifier	Spike Added	MSD Result	MSD Qualifier	Unit	D	%Rec	%Rec Limits	RPD	RPD Limit
Acetone	3.7	U J3	250	223		ug/L		89	67 - 120	17	30
Acrylonitrile	5.5	U	500	506		ug/L		101	70 - 130	3	30
Benzene	0.27	U	50.0	48.6		ug/L		97	70 - 130	6	30
Bromoform	0.59	U	50.0	54.0		ug/L		108	69 - 129	2	30
Bromomethane	3.7	U	50.0	68.0		ug/L		136	28 - 192	18	30
2-Butanone (MEK)	6.4	U J3	250	252		ug/L		101	69 - 120	3	30
Carbon disulfide	0.43	U	50.0	48.2		ug/L		96	70 - 130	9	30
Carbon tetrachloride	0.30	U	50.0	52.9		ug/L		106	70 - 130	7	30
Chlorobenzene	0.15	U	50.0	50.7		ug/L		101	70 - 130	3	30
Chlorobromomethane	0.34	U	50.0	48.8		ug/L		98	70 - 130	2	30
Chlorodibromomethane	0.39	U	50.0	52.1		ug/L		104	70 - 130	1	30
Chloroethane	4.6	U	50.0	57.3		ug/L		115	31 - 213	2	30

Method: 8260D - Volatile Organic Compounds by GC/MS (Continued)

Lab Sample ID: 680-223701-C-60 MSD
Matrix: Water
Analysis Batch: 748268

Client Sample ID: Matrix Spike Duplicate
Prep Type: Total/NA

Analyte	Sample Result	Sample Qualifier	Spike Added	MSD Result	MSD Qualifier	Unit	D	%Rec	%Rec Limits	RPD	RPD Limit
Chloroform	0.27	U	50.0	56.2		ug/L		112	70 - 130	4	30
Chloromethane	0.54	U	50.0	39.3		ug/L		79	59 - 127	6	30
cis-1,2-Dichloroethene	0.25	U	50.0	50.7		ug/L		101	70 - 130	7	30
cis-1,3-Dichloropropene	0.26	U	50.0	52.1		ug/L		104	70 - 130	4	20
Dibromomethane	0.34	U	50.0	52.2		ug/L		104	70 - 130	3	30
1,2-Dichlorobenzene	0.31	U	50.0	50.1		ug/L		100	70 - 130	4	30
1,4-Dichlorobenzene	0.31	U	50.0	49.6		ug/L		99	70 - 130	3	30
Dichlorobromomethane	0.25	U	50.0	57.6		ug/L		115	70 - 130	9	30
1,1-Dichloroethane	0.33	U	50.0	51.9		ug/L		104	70 - 130	1	30
1,2-Dichloroethane	0.25	U	50.0	47.7		ug/L		95	70 - 130	5	50
1,1-Dichloroethene	0.33	U	50.0	52.0		ug/L		104	70 - 130	16	20
1,2-Dichloropropane	0.22	U	50.0	43.9		ug/L		88	70 - 130	5	20
Ethylbenzene	1.6	V	50.0	52.4		ug/L		102	70 - 130	5	20
2-Hexanone	3.2	U J3	250	273		ug/L		109	70 - 130	5	20
Iodomethane	3.9	U	50.0	47.0		ug/L		94	52 - 129	3	30
Methylene Chloride	3.2	U	50.0	48.5		ug/L		97	70 - 130	6	30
4-Methyl-2-pentanone (MIBK)	2.7	U	250	263		ug/L		105	68 - 120	6	30
Styrene	0.27	U	50.0	51.0		ug/L		102	70 - 130	6	30
1,1,1,2-Tetrachloroethane	0.36	U	50.0	57.3		ug/L		115	70 - 130	1	30
1,1,2,2-Tetrachloroethane	0.40	U	50.0	48.1		ug/L		96	70 - 130	6	30
Tetrachloroethene	0.35	U	50.0	50.5		ug/L		101	70 - 130	3	30
Toluene	0.25	U	50.0	47.9		ug/L		96	70 - 130	1	30
trans-1,4-Dichloro-2-butene	1.3	U	50.0	55.8		ug/L		112	67 - 120	1	30
trans-1,2-Dichloroethene	0.34	U	50.0	50.6		ug/L		101	70 - 130	2	30
trans-1,3-Dichloropropene	0.23	U	50.0	45.0		ug/L		90	70 - 130	3	30
1,1,1-Trichloroethane	0.21	U	50.0	61.0		ug/L		122	70 - 130	4	30
1,1,2-Trichloroethane	0.32	U	50.0	50.1		ug/L		100	70 - 130	3	30
Trichloroethene	0.20	U	50.0	52.5		ug/L		105	70 - 130	1	30
Trichlorofluoromethane	0.33	U J3	50.0	85.9	J3	ug/L		172	63 - 142	7	30
1,2,3-Trichloropropane	0.48	U	50.0	55.4		ug/L		111	70 - 130	1	30
Vinyl acetate	0.69	U	100	87.0		ug/L		87	67 - 135	3	30
Vinyl chloride	0.40	U	50.0	50.9		ug/L		102	66 - 129	0	30
Xylenes, Total	22		100	121		ug/L		100	70 - 130	1	30

Surrogate	*MSD %Recovery*	*MSD Qualifier*	*Limits*
4-Bromofluorobenzene (Surr)	*102*		*70 - 130*
Dibromofluoromethane (Surr)	*114*		*70 - 130*
1,2-Dichloroethane-d4 (Surr)	*106*		*60 - 124*
Toluene-d8 (Surr)	*109*		*70 - 130*

Lab Sample ID: MB 680-748279/9
Matrix: Water
Analysis Batch: 748279

Client Sample ID: Method Blank
Prep Type: Total/NA

Analyte	MB Result	MB Qualifier	PQL	MDL	Unit	D	Prepared	Analyzed	Dil Fac
Acetone	3.7	U	10	3.7	ug/L			11/02/22 14:43	1
Acrylonitrile	5.5	U	20	5.5	ug/L			11/02/22 14:43	1
Benzene	0.27	U	1.0	0.27	ug/L			11/02/22 14:43	1

Method: 8260D - Volatile Organic Compounds by GC/MS (Continued)

Lab Sample ID: MB 680-748279/9
Matrix: Water
Analysis Batch: 748279

Client Sample ID: Method Blank
Prep Type: Total/NA

Analyte	MB Result	MB Qualifier	PQL	MDL	Unit	D	Prepared	Analyzed	Dil Fac
Bromoform	0.59	U	1.0	0.59	ug/L			11/02/22 14:43	1
Bromomethane	3.7	U	5.0	3.7	ug/L			11/02/22 14:43	1
2-Butanone (MEK)	6.4	U	10	6.4	ug/L			11/02/22 14:43	1
Carbon disulfide	0.43	U	2.0	0.43	ug/L			11/02/22 14:43	1
Carbon tetrachloride	0.30	U	1.0	0.30	ug/L			11/02/22 14:43	1
Chlorobenzene	0.15	U	1.0	0.15	ug/L			11/02/22 14:43	1
Chlorobromomethane	0.34	U	1.0	0.34	ug/L			11/02/22 14:43	1
Chlorodibromomethane	0.39	U	1.0	0.39	ug/L			11/02/22 14:43	1
Chloroethane	4.6	U	5.0	4.6	ug/L			11/02/22 14:43	1
Chloroform	0.27	U	1.0	0.27	ug/L			11/02/22 14:43	1
Chloromethane	0.54	U	1.0	0.54	ug/L			11/02/22 14:43	1
cis-1,2-Dichloroethene	0.25	U	1.0	0.25	ug/L			11/02/22 14:43	1
cis-1,3-Dichloropropene	0.26	U	1.0	0.26	ug/L			11/02/22 14:43	1
Dibromomethane	0.34	U	1.0	0.34	ug/L			11/02/22 14:43	1
1,2-Dichlorobenzene	0.31	U	1.0	0.31	ug/L			11/02/22 14:43	1
1,4-Dichlorobenzene	0.31	U	1.0	0.31	ug/L			11/02/22 14:43	1
Dichlorobromomethane	0.25	U	1.0	0.25	ug/L			11/02/22 14:43	1
1,1-Dichloroethane	0.33	U	1.0	0.33	ug/L			11/02/22 14:43	1
1,2-Dichloroethane	0.25	U	1.0	0.25	ug/L			11/02/22 14:43	1
1,1-Dichloroethene	0.33	U	1.0	0.33	ug/L			11/02/22 14:43	1
1,2-Dichloropropane	0.22	U	1.0	0.22	ug/L			11/02/22 14:43	1
Ethylbenzene	0.20	U	1.0	0.20	ug/L			11/02/22 14:43	1
2-Hexanone	3.2	U	10	3.2	ug/L			11/02/22 14:43	1
Iodomethane	3.9	U	10	3.9	ug/L			11/02/22 14:43	1
Methylene Chloride	3.2	U	5.0	3.2	ug/L			11/02/22 14:43	1
4-Methyl-2-pentanone (MIBK)	2.7	U	10	2.7	ug/L			11/02/22 14:43	1
Styrene	0.27	U	1.0	0.27	ug/L			11/02/22 14:43	1
1,1,1,2-Tetrachloroethane	0.36	U	1.0	0.36	ug/L			11/02/22 14:43	1
1,1,2,2-Tetrachloroethane	0.40	U	1.0	0.40	ug/L			11/02/22 14:43	1
Tetrachloroethene	0.35	U	0.50	0.35	ug/L			11/02/22 14:43	1
Toluene	0.25	U	1.0	0.25	ug/L			11/02/22 14:43	1
trans-1,4-Dichloro-2-butene	1.3	U	2.0	1.3	ug/L			11/02/22 14:43	1
trans-1,2-Dichloroethene	0.34	U	1.0	0.34	ug/L			11/02/22 14:43	1
trans-1,3-Dichloropropene	0.23	U	1.0	0.23	ug/L			11/02/22 14:43	1
1,1,1-Trichloroethane	0.21	U	1.0	0.21	ug/L			11/02/22 14:43	1
1,1,2-Trichloroethane	0.32	U	1.0	0.32	ug/L			11/02/22 14:43	1
Trichloroethene	0.20	U	1.0	0.20	ug/L			11/02/22 14:43	1
Trichlorofluoromethane	0.33	U	1.0	0.33	ug/L			11/02/22 14:43	1
1,2,3-Trichloropropane	0.48	U	1.0	0.48	ug/L			11/02/22 14:43	1
Vinyl acetate	0.69	U	2.0	0.69	ug/L			11/02/22 14:43	1
Vinyl chloride	0.40	U	1.0	0.40	ug/L			11/02/22 14:43	1
Xylenes, Total	0.23	U	1.0	0.23	ug/L			11/02/22 14:43	1

Surrogate	*MB %Recovery*	*MB Qualifier*	*Limits*	*Prepared*	*Analyzed*	*Dil Fac*
4-Bromofluorobenzene (Surr)	*103*		*70 - 130*		*11/02/22 14:43*	*1*
Dibromofluoromethane (Surr)	*98*		*70 - 130*		*11/02/22 14:43*	*1*
1,2-Dichloroethane-d4 (Surr)	*85*		*60 - 124*		*11/02/22 14:43*	*1*
Toluene-d8 (Surr)	*118*		*70 - 130*		*11/02/22 14:43*	*1*

Method: 8260D - Volatile Organic Compounds by GC/MS (Continued)

Lab Sample ID: LCS 680-748279/5
Matrix: Water
Analysis Batch: 748279

Client Sample ID: Lab Control Sample
Prep Type: Total/NA

Analyte	Spike Added	LCS Result	LCS Qualifier	Unit	D	%Rec	%Rec Limits
Acetone	250	239		ug/L		95	67 - 120
Acrylonitrile	500	473		ug/L		95	70 - 130
Benzene	50.0	51.9		ug/L		104	70 - 130
Bromoform	50.0	39.1		ug/L		78	69 - 129
Bromomethane	50.0	81.2		ug/L		162	28 - 192
2-Butanone (MEK)	250	222		ug/L		89	69 - 120
Carbon disulfide	50.0	55.3		ug/L		111	70 - 130
Carbon tetrachloride	50.0	46.0		ug/L		92	70 - 130
Chlorobenzene	50.0	48.8		ug/L		98	70 - 130
Chlorobromomethane	50.0	53.5		ug/L		107	70 - 130
Chlorodibromomethane	50.0	42.8		ug/L		86	70 - 130
Chloroethane	50.0	44.7		ug/L		89	31 - 213
Chloroform	50.0	53.3		ug/L		107	70 - 130
Chloromethane	50.0	60.9		ug/L		122	59 - 127
cis-1,2-Dichloroethene	50.0	52.3		ug/L		105	70 - 130
cis-1,3-Dichloropropene	50.0	46.4		ug/L		93	70 - 130
Dibromomethane	50.0	44.7		ug/L		89	70 - 130
1,2-Dichlorobenzene	50.0	49.0		ug/L		98	70 - 130
1,4-Dichlorobenzene	50.0	47.8		ug/L		96	70 - 130
Dichlorobromomethane	50.0	44.8		ug/L		90	70 - 130
1,1-Dichloroethane	50.0	52.6		ug/L		105	70 - 130
1,2-Dichloroethane	50.0	42.9		ug/L		86	70 - 130
1,1-Dichloroethene	50.0	59.4		ug/L		119	70 - 130
1,2-Dichloropropane	50.0	49.1		ug/L		98	70 - 130
Ethylbenzene	50.0	50.5		ug/L		101	70 - 130
2-Hexanone	250	209		ug/L		84	70 - 130
Iodomethane	50.0	53.0		ug/L		106	52 - 129
Methylene Chloride	50.0	52.3		ug/L		105	70 - 130
4-Methyl-2-pentanone (MIBK)	250	212		ug/L		85	68 - 120
Styrene	50.0	52.3		ug/L		105	70 - 130
1,1,1,2-Tetrachloroethane	50.0	47.4		ug/L		95	70 - 130
1,1,2,2-Tetrachloroethane	50.0	41.4		ug/L		83	70 - 130
Tetrachloroethene	50.0	50.8		ug/L		102	70 - 130
Toluene	50.0	50.0		ug/L		100	70 - 130
trans-1,4-Dichloro-2-butene	50.0	38.7		ug/L		77	67 - 120
trans-1,2-Dichloroethene	50.0	58.1		ug/L		116	70 - 130
trans-1,3-Dichloropropene	50.0	46.5		ug/L		93	70 - 130
1,1,1-Trichloroethane	50.0	50.6		ug/L		101	70 - 130
1,1,2-Trichloroethane	50.0	47.5		ug/L		95	70 - 130
Trichloroethene	50.0	50.2		ug/L		100	70 - 130
Trichlorofluoromethane	50.0	108	J3	ug/L		215	63 - 142
1,2,3-Trichloropropane	50.0	41.0		ug/L		82	70 - 130
Vinyl acetate	100	94.2		ug/L		94	67 - 135
Vinyl chloride	50.0	58.0		ug/L		116	66 - 129
Xylenes, Total	100	101		ug/L		101	70 - 130

Surrogate	*LCS %Recovery*	*LCS Qualifier*	*Limits*
4-Bromofluorobenzene (Surr)	*99*		*70 - 130*

Method: 8260D - Volatile Organic Compounds by GC/MS (Continued)

Lab Sample ID: LCS 680-748279/5
Matrix: Water
Analysis Batch: 748279

Client Sample ID: Lab Control Sample
Prep Type: Total/NA

Surrogate	*LCS %Recovery*	*LCS Qualifier*	*Limits*
Dibromofluoromethane (Surr)	*108*		*70 - 130*
1,2-Dichloroethane-d4 (Surr)	*100*		*60 - 124*
Toluene-d8 (Surr)	*105*		*70 - 130*

Lab Sample ID: LCSD 680-748279/6
Matrix: Water
Analysis Batch: 748279

Client Sample ID: Lab Control Sample Dup
Prep Type: Total/NA

Analyte	Spike Added	LCSD Result	LCSD Qualifier	Unit	D	%Rec	%Rec Limits	RPD	RPD Limit
Acetone	250	246		ug/L		98	67 - 120	3	30
Acrylonitrile	500	493		ug/L		99	70 - 130	4	30
Benzene	50.0	58.5		ug/L		117	70 - 130	12	30
Bromoform	50.0	42.9		ug/L		86	69 - 129	9	30
Bromomethane	50.0	96.1		ug/L		192	28 - 192	17	30
2-Butanone (MEK)	250	233		ug/L		93	69 - 120	5	30
Carbon disulfide	50.0	58.5		ug/L		117	70 - 130	6	30
Carbon tetrachloride	50.0	50.4		ug/L		101	70 - 130	9	30
Chlorobenzene	50.0	53.9		ug/L		108	70 - 130	10	30
Chlorobromomethane	50.0	57.2		ug/L		114	70 - 130	7	30
Chlorodibromomethane	50.0	51.0		ug/L		102	70 - 130	18	30
Chloroethane	50.0	53.0		ug/L		106	31 - 213	17	30
Chloroform	50.0	56.1		ug/L		112	70 - 130	5	30
Chloromethane	50.0	68.9	J3	ug/L		138	59 - 127	12	30
cis-1,2-Dichloroethene	50.0	56.2		ug/L		112	70 - 130	7	30
cis-1,3-Dichloropropene	50.0	55.1		ug/L		110	70 - 130	17	20
Dibromomethane	50.0	53.4		ug/L		107	70 - 130	18	30
1,2-Dichlorobenzene	50.0	52.2		ug/L		104	70 - 130	6	30
1,4-Dichlorobenzene	50.0	50.2		ug/L		100	70 - 130	5	30
Dichlorobromomethane	50.0	53.6		ug/L		107	70 - 130	18	30
1,1-Dichloroethane	50.0	55.2		ug/L		110	70 - 130	5	30
1,2-Dichloroethane	50.0	51.1		ug/L		102	70 - 130	17	50
1,1-Dichloroethene	50.0	57.1		ug/L		114	70 - 130	4	20
1,2-Dichloropropane	50.0	58.7		ug/L		117	70 - 130	18	20
Ethylbenzene	50.0	54.4		ug/L		109	70 - 130	7	20
2-Hexanone	250	241		ug/L		96	70 - 130	14	20
Iodomethane	50.0	54.8		ug/L		110	52 - 129	3	30
Methylene Chloride	50.0	55.3		ug/L		111	70 - 130	6	30
4-Methyl-2-pentanone (MIBK)	250	251		ug/L		101	68 - 120	17	30
Styrene	50.0	57.5		ug/L		115	70 - 130	9	30
1,1,1,2-Tetrachloroethane	50.0	51.7		ug/L		103	70 - 130	9	30
1,1,2,2-Tetrachloroethane	50.0	43.1		ug/L		86	70 - 130	4	30
Tetrachloroethene	50.0	60.6		ug/L		121	70 - 130	18	30
Toluene	50.0	60.3		ug/L		121	70 - 130	19	30
trans-1,4-Dichloro-2-butene	50.0	41.7		ug/L		83	67 - 120	7	30
trans-1,2-Dichloroethene	50.0	61.9		ug/L		124	70 - 130	6	30
trans-1,3-Dichloropropene	50.0	55.3		ug/L		111	70 - 130	17	30
1,1,1-Trichloroethane	50.0	54.5		ug/L		109	70 - 130	8	30
1,1,2-Trichloroethane	50.0	56.4		ug/L		113	70 - 130	17	30

Method: 8260D - Volatile Organic Compounds by GC/MS (Continued)

Lab Sample ID: LCSD 680-748279/6
Matrix: Water
Analysis Batch: 748279

Client Sample ID: Lab Control Sample Dup
Prep Type: Total/NA

Analyte	Spike Added	LCSD Result	LCSD Qualifier	Unit	D	%Rec	%Rec Limits	RPD	RPD Limit
Trichloroethene	50.0	61.3		ug/L		123	70 - 130	20	30
Trichlorofluoromethane	50.0	127	J3	ug/L		255	63 - 142	17	30
1,2,3-Trichloropropane	50.0	44.7		ug/L		89	70 - 130	9	30
Vinyl acetate	100	98.3		ug/L		98	67 - 135	4	30
Vinyl chloride	50.0	66.4	J3	ug/L		133	66 - 129	14	30
Xylenes, Total	100	110		ug/L		110	70 - 130	8	30

Surrogate	*LCSD %Recovery*	*LCSD Qualifier*	*Limits*
4-Bromofluorobenzene (Surr)	*106*		*70 - 130*
Dibromofluoromethane (Surr)	*115*		*70 - 130*
1,2-Dichloroethane-d4 (Surr)	*114*		*60 - 124*
Toluene-d8 (Surr)	*114*		*70 - 130*

Lab Sample ID: LB 680-753992/1-A
Matrix: Water
Analysis Batch: 754364

Client Sample ID: Method Blank
Prep Type: Total/NA

Analyte	LB Result	LB Qualifier	PQL	MDL	Unit	D	Prepared	Analyzed	Dil Fac
Acetone	74	U	200	74	ug/L			12/09/22 19:25	20
Acrylonitrile	110	U	400	110	ug/L			12/09/22 19:25	20
Benzene	5.4	U	20	5.4	ug/L			12/09/22 19:25	20
Bromoform	12	U	20	12	ug/L			12/09/22 19:25	20
Bromomethane	74	U	100	74	ug/L			12/09/22 19:25	20
2-Butanone (MEK)	130	U	200	130	ug/L			12/09/22 19:25	20
Carbon disulfide	8.6	U	40	8.6	ug/L			12/09/22 19:25	20
Carbon tetrachloride	6.0	U	20	6.0	ug/L			12/09/22 19:25	20
Chlorobenzene	3.0	U	20	3.0	ug/L			12/09/22 19:25	20
Chlorobromomethane	6.8	U	20	6.8	ug/L			12/09/22 19:25	20
Chlorodibromomethane	7.8	U	20	7.8	ug/L			12/09/22 19:25	20
Chloroethane	92	U	100	92	ug/L			12/09/22 19:25	20
Chloroform	5.4	U	20	5.4	ug/L			12/09/22 19:25	20
Chloromethane	11	U	20	11	ug/L			12/09/22 19:25	20
cis-1,2-Dichloroethene	5.0	U	20	5.0	ug/L			12/09/22 19:25	20
cis-1,3-Dichloropropene	5.2	U	20	5.2	ug/L			12/09/22 19:25	20
Dibromomethane	6.8	U	20	6.8	ug/L			12/09/22 19:25	20
1,2-Dichlorobenzene	6.2	U	20	6.2	ug/L			12/09/22 19:25	20
1,4-Dichlorobenzene	6.2	U	20	6.2	ug/L			12/09/22 19:25	20
Dichlorobromomethane	5.0	U	20	5.0	ug/L			12/09/22 19:25	20
1,1-Dichloroethane	6.6	U	20	6.6	ug/L			12/09/22 19:25	20
1,2-Dichloroethane	5.0	U	20	5.0	ug/L			12/09/22 19:25	20
1,1-Dichloroethene	6.6	U	20	6.6	ug/L			12/09/22 19:25	20
1,2-Dichloropropane	4.4	U	20	4.4	ug/L			12/09/22 19:25	20
Ethylbenzene	4.0	U	20	4.0	ug/L			12/09/22 19:25	20
2-Hexanone	64	U	200	64	ug/L			12/09/22 19:25	20
Iodomethane	78	U	200	78	ug/L			12/09/22 19:25	20
Methylene Chloride	64	U	100	64	ug/L			12/09/22 19:25	20
4-Methyl-2-pentanone (MIBK)	54	U	200	54	ug/L			12/09/22 19:25	20
Styrene	5.4	U	20	5.4	ug/L			12/09/22 19:25	20

Method: 8260D - Volatile Organic Compounds by GC/MS (Continued)

Lab Sample ID: LB 680-753992/1-A
Matrix: Water
Analysis Batch: 754364

Client Sample ID: Method Blank
Prep Type: Total/NA

Analyte	LB Result	LB Qualifier	PQL	MDL	Unit	D	Prepared	Analyzed	Dil Fac
1,1,1,2-Tetrachloroethane	7.2	U	20	7.2	ug/L			12/09/22 19:25	20
1,1,2,2-Tetrachloroethane	8.0	U	20	8.0	ug/L			12/09/22 19:25	20
Tetrachloroethene	7.0	U	10	7.0	ug/L			12/09/22 19:25	20
Toluene	5.0	U	20	5.0	ug/L			12/09/22 19:25	20
trans-1,4-Dichloro-2-butene	25	U	40	25	ug/L			12/09/22 19:25	20
trans-1,2-Dichloroethene	6.8	U	20	6.8	ug/L			12/09/22 19:25	20
trans-1,3-Dichloropropene	4.6	U	20	4.6	ug/L			12/09/22 19:25	20
1,1,1-Trichloroethane	4.2	U	20	4.2	ug/L			12/09/22 19:25	20
1,1,2-Trichloroethane	6.4	U	20	6.4	ug/L			12/09/22 19:25	20
Trichloroethene	4.0	U	20	4.0	ug/L			12/09/22 19:25	20
Trichlorofluoromethane	6.6	U	20	6.6	ug/L			12/09/22 19:25	20
1,2,3-Trichloropropane	9.6	U	20	9.6	ug/L			12/09/22 19:25	20
Vinyl acetate	14	U	40	14	ug/L			12/09/22 19:25	20
Vinyl chloride	8.0	U	20	8.0	ug/L			12/09/22 19:25	20
Xylenes, Total	4.6	U	20	4.6	ug/L			12/09/22 19:25	20

Surrogate	*LB %Recovery*	*LB Qualifier*	*Limits*	*Prepared*	*Analyzed*	*Dil Fac*
4-Bromofluorobenzene (Surr)	*88*		*70 - 130*		*12/09/22 19:25*	*20*
Dibromofluoromethane (Surr)	*107*		*70 - 130*		*12/09/22 19:25*	*20*
1,2-Dichloroethane-d4 (Surr)	*91*		*60 - 124*		*12/09/22 19:25*	*20*
Toluene-d8 (Surr)	*108*		*70 - 130*		*12/09/22 19:25*	*20*

Lab Sample ID: MB 680-754364/8
Matrix: Water
Analysis Batch: 754364

Client Sample ID: Method Blank
Prep Type: Total/NA

Analyte	MB Result	MB Qualifier	PQL	MDL	Unit	D	Prepared	Analyzed	Dil Fac
Acetone	3.7	U	10	3.7	ug/L			12/09/22 13:17	1
Acrylonitrile	5.5	U	20	5.5	ug/L			12/09/22 13:17	1
Benzene	0.27	U	1.0	0.27	ug/L			12/09/22 13:17	1
Bromoform	0.59	U	1.0	0.59	ug/L			12/09/22 13:17	1
Bromomethane	3.7	U	5.0	3.7	ug/L			12/09/22 13:17	1
2-Butanone (MEK)	6.4	U	10	6.4	ug/L			12/09/22 13:17	1
Carbon disulfide	0.43	U	2.0	0.43	ug/L			12/09/22 13:17	1
Carbon tetrachloride	0.30	U	1.0	0.30	ug/L			12/09/22 13:17	1
Chlorobenzene	0.15	U	1.0	0.15	ug/L			12/09/22 13:17	1
Chlorobromomethane	0.34	U	1.0	0.34	ug/L			12/09/22 13:17	1
Chlorodibromomethane	0.39	U	1.0	0.39	ug/L			12/09/22 13:17	1
Chloroethane	4.6	U	5.0	4.6	ug/L			12/09/22 13:17	1
Chloroform	0.27	U	1.0	0.27	ug/L			12/09/22 13:17	1
Chloromethane	0.54	U	1.0	0.54	ug/L			12/09/22 13:17	1
cis-1,2-Dichloroethene	0.25	U	1.0	0.25	ug/L			12/09/22 13:17	1
cis-1,3-Dichloropropene	0.26	U	1.0	0.26	ug/L			12/09/22 13:17	1
Dibromomethane	0.34	U	1.0	0.34	ug/L			12/09/22 13:17	1
1,2-Dichlorobenzene	0.31	U	1.0	0.31	ug/L			12/09/22 13:17	1
1,4-Dichlorobenzene	0.31	U	1.0	0.31	ug/L			12/09/22 13:17	1
Dichlorobromomethane	0.25	U	1.0	0.25	ug/L			12/09/22 13:17	1
1,1-Dichloroethane	0.33	U	1.0	0.33	ug/L			12/09/22 13:17	1

Method: 8260D - Volatile Organic Compounds by GC/MS (Continued)

Lab Sample ID: MB 680-754364/8
Matrix: Water
Analysis Batch: 754364

Client Sample ID: Method Blank
Prep Type: Total/NA

Analyte	MB Result	MB Qualifier	PQL	MDL	Unit	D	Prepared	Analyzed	Dil Fac
1,2-Dichloroethane	0.25	U	1.0	0.25	ug/L			12/09/22 13:17	1
1,1-Dichloroethene	0.33	U	1.0	0.33	ug/L			12/09/22 13:17	1
1,2-Dichloropropane	0.22	U	1.0	0.22	ug/L			12/09/22 13:17	1
Ethylbenzene	0.20	U	1.0	0.20	ug/L			12/09/22 13:17	1
2-Hexanone	3.2	U	10	3.2	ug/L			12/09/22 13:17	1
Iodomethane	3.9	U	10	3.9	ug/L			12/09/22 13:17	1
Methylene Chloride	3.2	U	5.0	3.2	ug/L			12/09/22 13:17	1
4-Methyl-2-pentanone (MIBK)	2.7	U	10	2.7	ug/L			12/09/22 13:17	1
Styrene	0.27	U	1.0	0.27	ug/L			12/09/22 13:17	1
1,1,1,2-Tetrachloroethane	0.36	U	1.0	0.36	ug/L			12/09/22 13:17	1
1,1,2,2-Tetrachloroethane	0.40	U	1.0	0.40	ug/L			12/09/22 13:17	1
Tetrachloroethene	0.35	U	0.50	0.35	ug/L			12/09/22 13:17	1
Toluene	0.25	U	1.0	0.25	ug/L			12/09/22 13:17	1
trans-1,4-Dichloro-2-butene	1.3	U	2.0	1.3	ug/L			12/09/22 13:17	1
trans-1,2-Dichloroethene	0.34	U	1.0	0.34	ug/L			12/09/22 13:17	1
trans-1,3-Dichloropropene	0.23	U	1.0	0.23	ug/L			12/09/22 13:17	1
1,1,1-Trichloroethane	0.21	U	1.0	0.21	ug/L			12/09/22 13:17	1
1,1,2-Trichloroethane	0.32	U	1.0	0.32	ug/L			12/09/22 13:17	1
Trichloroethene	0.20	U	1.0	0.20	ug/L			12/09/22 13:17	1
Trichlorofluoromethane	0.33	U	1.0	0.33	ug/L			12/09/22 13:17	1
1,2,3-Trichloropropane	0.48	U	1.0	0.48	ug/L			12/09/22 13:17	1
Vinyl acetate	0.69	U	2.0	0.69	ug/L			12/09/22 13:17	1
Vinyl chloride	0.40	U	1.0	0.40	ug/L			12/09/22 13:17	1
Xylenes, Total	0.23	U	1.0	0.23	ug/L			12/09/22 13:17	1

Surrogate	*MB %Recovery*	*MB Qualifier*	*Limits*	*Prepared*	*Analyzed*	*Dil Fac*
4-Bromofluorobenzene (Surr)	*87*		*70 - 130*		*12/09/22 13:17*	*1*
Dibromofluoromethane (Surr)	*109*		*70 - 130*		*12/09/22 13:17*	*1*
1,2-Dichloroethane-d4 (Surr)	*92*		*60 - 124*		*12/09/22 13:17*	*1*
Toluene-d8 (Surr)	*107*		*70 - 130*		*12/09/22 13:17*	*1*

Lab Sample ID: LCS 680-754364/4
Matrix: Water
Analysis Batch: 754364

Client Sample ID: Lab Control Sample
Prep Type: Total/NA

Analyte	Spike Added	LCS Result	LCS Qualifier	Unit	D	%Rec	%Rec Limits
Acetone	250	252		ug/L		101	67 - 120
Acrylonitrile	500	477		ug/L		95	70 - 130
Benzene	50.0	46.6		ug/L		93	70 - 130
Bromoform	50.0	53.0		ug/L		106	69 - 129
Bromomethane	50.0	40.7		ug/L		81	28 - 192
2-Butanone (MEK)	250	236		ug/L		94	69 - 120
Carbon disulfide	50.0	51.9		ug/L		104	70 - 130
Carbon tetrachloride	50.0	47.7		ug/L		95	70 - 130
Chlorobenzene	50.0	50.1		ug/L		100	70 - 130
Chlorobromomethane	50.0	48.7		ug/L		97	70 - 130
Chlorodibromomethane	50.0	49.4		ug/L		99	70 - 130
Chloroethane	50.0	112	J3	ug/L		225	31 - 213

Method: 8260D - Volatile Organic Compounds by GC/MS (Continued)

Lab Sample ID: LCS 680-754364/4
Matrix: Water
Analysis Batch: 754364

Client Sample ID: Lab Control Sample
Prep Type: Total/NA

Analyte	Spike Added	LCS Result	LCS Qualifier	Unit	D	%Rec	%Rec Limits
Chloroform	50.0	45.2		ug/L		90	70 - 130
Chloromethane	50.0	62.6		ug/L		125	59 - 127
cis-1,2-Dichloroethene	50.0	44.1		ug/L		88	70 - 130
cis-1,3-Dichloropropene	50.0	46.4		ug/L		93	70 - 130
Dibromomethane	50.0	50.3		ug/L		101	70 - 130
1,2-Dichlorobenzene	50.0	46.8		ug/L		94	70 - 130
1,4-Dichlorobenzene	50.0	46.5		ug/L		93	70 - 130
Dichlorobromomethane	50.0	45.9		ug/L		92	70 - 130
1,1-Dichloroethane	50.0	47.8		ug/L		96	70 - 130
1,2-Dichloroethane	50.0	45.8		ug/L		92	70 - 130
1,1-Dichloroethene	50.0	49.5		ug/L		99	70 - 130
1,2-Dichloropropane	50.0	46.5		ug/L		93	70 - 130
Ethylbenzene	50.0	47.2		ug/L		94	70 - 130
2-Hexanone	250	168	J3	ug/L		67	70 - 130
Iodomethane	50.0	38.0		ug/L		76	52 - 129
Methylene Chloride	50.0	51.2		ug/L		102	70 - 130
4-Methyl-2-pentanone (MIBK)	250	163	J3	ug/L		65	68 - 120
Styrene	50.0	50.9		ug/L		102	70 - 130
1,1,1,2-Tetrachloroethane	50.0	52.6		ug/L		105	70 - 130
1,1,2,2-Tetrachloroethane	50.0	49.9		ug/L		100	70 - 130
Tetrachloroethene	50.0	51.1		ug/L		102	70 - 130
Toluene	50.0	47.2		ug/L		94	70 - 130
trans-1,4-Dichloro-2-butene	50.0	45.7		ug/L		91	67 - 120
trans-1,2-Dichloroethene	50.0	51.0		ug/L		102	70 - 130
trans-1,3-Dichloropropene	50.0	47.8		ug/L		96	70 - 130
1,1,1-Trichloroethane	50.0	45.6		ug/L		91	70 - 130
1,1,2-Trichloroethane	50.0	44.8		ug/L		90	70 - 130
Trichloroethene	50.0	52.0		ug/L		104	70 - 130
Trichlorofluoromethane	50.0	64.4		ug/L		129	63 - 142
1,2,3-Trichloropropane	50.0	53.9		ug/L		108	70 - 130
Vinyl acetate	100	90.8		ug/L		91	67 - 135
Vinyl chloride	50.0	52.0		ug/L		104	66 - 129
Xylenes, Total	100	88.4		ug/L		88	70 - 130

Surrogate	*LCS %Recovery*	*LCS Qualifier*	*Limits*
4-Bromofluorobenzene (Surr)	*86*		*70 - 130*
Dibromofluoromethane (Surr)	*100*		*70 - 130*
1,2-Dichloroethane-d4 (Surr)	*92*		*60 - 124*
Toluene-d8 (Surr)	*101*		*70 - 130*

Lab Sample ID: LCSD 680-754364/5
Matrix: Water
Analysis Batch: 754364

Client Sample ID: Lab Control Sample Dup
Prep Type: Total/NA

Analyte	Spike Added	LCSD Result	LCSD Qualifier	Unit	D	%Rec	%Rec Limits	RPD	RPD Limit
Acetone	250	257		ug/L		103	67 - 120	2	30
Acrylonitrile	500	437		ug/L		87	70 - 130	9	30
Benzene	50.0	46.2		ug/L		92	70 - 130	1	30

Method: 8260D - Volatile Organic Compounds by GC/MS (Continued)

Lab Sample ID: LCSD 680-754364/5
Matrix: Water
Analysis Batch: 754364

Client Sample ID: Lab Control Sample Dup
Prep Type: Total/NA

Analyte	Spike Added	LCSD Result	LCSD Qualifier	Unit	D	%Rec	%Rec Limits	RPD	RPD Limit
Bromoform	50.0	49.2		ug/L		98	69 - 129	7	30
Bromomethane	50.0	43.6		ug/L		87	28 - 192	7	30
2-Butanone (MEK)	250	237		ug/L		95	69 - 120	1	30
Carbon disulfide	50.0	51.3		ug/L		103	70 - 130	1	30
Carbon tetrachloride	50.0	48.1		ug/L		96	70 - 130	1	30
Chlorobenzene	50.0	49.8		ug/L		100	70 - 130	1	30
Chlorobromomethane	50.0	49.5		ug/L		99	70 - 130	2	30
Chlorodibromomethane	50.0	51.2		ug/L		102	70 - 130	4	30
Chloroethane	50.0	111	J3	ug/L		222	31 - 213	1	30
Chloroform	50.0	45.0		ug/L		90	70 - 130	0	30
Chloromethane	50.0	59.1		ug/L		118	59 - 127	6	30
cis-1,2-Dichloroethene	50.0	43.4		ug/L		87	70 - 130	2	30
cis-1,3-Dichloropropene	50.0	44.8		ug/L		90	70 - 130	3	20
Dibromomethane	50.0	49.7		ug/L		99	70 - 130	1	30
1,2-Dichlorobenzene	50.0	47.2		ug/L		94	70 - 130	1	30
1,4-Dichlorobenzene	50.0	46.6		ug/L		93	70 - 130	0	30
Dichlorobromomethane	50.0	45.9		ug/L		92	70 - 130	0	30
1,1-Dichloroethane	50.0	42.9		ug/L		86	70 - 130	11	30
1,2-Dichloroethane	50.0	45.1		ug/L		90	70 - 130	2	50
1,1-Dichloroethene	50.0	48.9		ug/L		98	70 - 130	1	20
1,2-Dichloropropane	50.0	45.7		ug/L		91	70 - 130	2	20
Ethylbenzene	50.0	46.8		ug/L		94	70 - 130	1	20
2-Hexanone	250	177		ug/L		71	70 - 130	5	20
Iodomethane	50.0	37.5		ug/L		75	52 - 129	1	30
Methylene Chloride	50.0	50.4		ug/L		101	70 - 130	2	30
4-Methyl-2-pentanone (MIBK)	250	168	J3	ug/L		67	68 - 120	3	30
Styrene	50.0	50.4		ug/L		101	70 - 130	1	30
1,1,1,2-Tetrachloroethane	50.0	49.9		ug/L		100	70 - 130	5	30
1,1,2,2-Tetrachloroethane	50.0	50.1		ug/L		100	70 - 130	0	30
Tetrachloroethene	50.0	52.3		ug/L		105	70 - 130	2	30
Toluene	50.0	49.2		ug/L		98	70 - 130	4	30
trans-1,4-Dichloro-2-butene	50.0	46.2		ug/L		92	67 - 120	1	30
trans-1,2-Dichloroethene	50.0	47.5		ug/L		95	70 - 130	7	30
trans-1,3-Dichloropropene	50.0	49.6		ug/L		99	70 - 130	4	30
1,1,1-Trichloroethane	50.0	45.3		ug/L		91	70 - 130	1	30
1,1,2-Trichloroethane	50.0	47.0		ug/L		94	70 - 130	5	30
Trichloroethene	50.0	52.4		ug/L		105	70 - 130	1	30
Trichlorofluoromethane	50.0	64.7		ug/L		129	63 - 142	0	30
1,2,3-Trichloropropane	50.0	52.6		ug/L		105	70 - 130	2	30
Vinyl acetate	100	83.4		ug/L		83	67 - 135	8	30
Vinyl chloride	50.0	49.5		ug/L		99	66 - 129	5	30
Xylenes, Total	100	87.2		ug/L		87	70 - 130	1	30

Surrogate	*LCSD %Recovery*	*LCSD Qualifier*	*Limits*
4-Bromofluorobenzene (Surr)	*91*		*70 - 130*
Dibromofluoromethane (Surr)	*100*		*70 - 130*
1,2-Dichloroethane-d4 (Surr)	*86*		*60 - 124*
Toluene-d8 (Surr)	*103*		*70 - 130*

Method: 8260D - Volatile Organic Compounds by GC/MS (Continued)

Lab Sample ID: 680-226778-B-2-A MS
Matrix: Water
Analysis Batch: 754364

Client Sample ID: Matrix Spike
Prep Type: TCLP

Analyte	Sample Result	Sample Qualifier	Spike Added	MS Result	MS Qualifier	Unit	D	%Rec	%Rec Limits
Acetone	74	U	5000	4420		ug/L		88	67 - 120
Acrylonitrile	110	U	10000	8520		ug/L		85	70 - 130
Benzene	5.4	U	1000	926		ug/L		93	70 - 130
Bromoform	12	U	1000	1050		ug/L		105	69 - 129
Bromomethane	74	U	1000	887		ug/L		89	28 - 192
2-Butanone (MEK)	130	U	5000	4590		ug/L		92	69 - 120
Carbon disulfide	8.6	U	1000	967		ug/L		97	70 - 130
Carbon tetrachloride	6.0	U	1000	976		ug/L		98	70 - 130
Chlorobenzene	3.0	U	1000	999		ug/L		100	70 - 130
Chlorobromomethane	6.8	U	1000	992		ug/L		99	70 - 130
Chlorodibromomethane	7.8	U	1000	985		ug/L		98	70 - 130
Chloroethane	92	U J3	1000	2430	J3	ug/L		243	31 - 213
Chloroform	5.4	U	1000	896		ug/L		90	70 - 130
Chloromethane	11	U	1000	1270		ug/L		127	59 - 127
cis-1,2-Dichloroethene	5.0	U	1000	847		ug/L		85	70 - 130
cis-1,3-Dichloropropene	5.2	U	1000	867		ug/L		87	70 - 130
Dibromomethane	6.8	U	1000	987		ug/L		99	70 - 130
1,2-Dichlorobenzene	6.2	U	1000	937		ug/L		94	70 - 130
1,4-Dichlorobenzene	6.2	U	1000	918		ug/L		92	70 - 130
Dichlorobromomethane	5.0	U	1000	903		ug/L		90	70 - 130
1,1-Dichloroethane	6.6	U	1000	871		ug/L		87	70 - 130
1,2-Dichloroethane	5.0	U	1000	897		ug/L		90	70 - 130
1,1-Dichloroethene	6.6	U	1000	936		ug/L		94	70 - 130
1,2-Dichloropropane	4.4	U	1000	915		ug/L		92	70 - 130
Ethylbenzene	4.0	U	1000	946		ug/L		95	70 - 130
2-Hexanone	64	U J3	5000	3290	J3	ug/L		66	70 - 130
Iodomethane	78	U	1000	664		ug/L		66	52 - 129
Methylene Chloride	64	U	1000	967		ug/L		97	70 - 130
4-Methyl-2-pentanone (MIBK)	54	U J3	5000	3250	J3	ug/L		65	68 - 120
Styrene	5.4	U	1000	1010		ug/L		101	70 - 130
1,1,1,2-Tetrachloroethane	7.2	U	1000	1040		ug/L		104	70 - 130
1,1,2,2-Tetrachloroethane	8.0	U	1000	991		ug/L		99	70 - 130
Tetrachloroethene	7.0	U	1000	1010		ug/L		101	70 - 130
Toluene	5.0	U	1000	945		ug/L		94	70 - 130
trans-1,4-Dichloro-2-butene	25	U	1000	853		ug/L		85	67 - 120
trans-1,2-Dichloroethene	6.8	U	1000	940		ug/L		94	70 - 130
trans-1,3-Dichloropropene	4.6	U	1000	917		ug/L		92	70 - 130
1,1,1-Trichloroethane	4.2	U	1000	924		ug/L		92	70 - 130
1,1,2-Trichloroethane	6.4	U	1000	897		ug/L		90	70 - 130
Trichloroethene	4.0	U	1000	1020		ug/L		102	70 - 130
Trichlorofluoromethane	6.6	U	1000	1340		ug/L		134	63 - 142
1,2,3-Trichloropropane	9.6	U	1000	1050		ug/L		105	70 - 130
Vinyl acetate	14	U	2000	1750		ug/L		87	67 - 135
Vinyl chloride	8.0	U	1000	1050		ug/L		105	66 - 129
Xylenes, Total	4.6	U	2000	1770		ug/L		89	70 - 130

Surrogate	*MS %Recovery*	*MS Qualifier*	*Limits*
4-Bromofluorobenzene (Surr)	*89*		*70 - 130*

Method: 8260D - Volatile Organic Compounds by GC/MS (Continued)

Lab Sample ID: 680-226778-B-2-A MS
Matrix: Water
Analysis Batch: 754364

Client Sample ID: Matrix Spike
Prep Type: TCLP

Surrogate	*MS %Recovery*	*MS Qualifier*	*Limits*
Dibromofluoromethane (Surr)	*100*		*70 - 130*
1,2-Dichloroethane-d4 (Surr)	*85*		*60 - 124*
Toluene-d8 (Surr)	*101*		*70 - 130*

Lab Sample ID: 680-226778-B-2-A MSD
Matrix: Water
Analysis Batch: 754364

Client Sample ID: Matrix Spike Duplicate
Prep Type: TCLP

Analyte	Sample Result	Sample Qualifier	Spike Added	MSD Result	MSD Qualifier	Unit	D	%Rec	%Rec Limits	RPD	RPD Limit
Acetone	74	U	5000	4570		ug/L		91	67 - 120	3	30
Acrylonitrile	110	U	10000	9050		ug/L		91	70 - 130	6	30
Benzene	5.4	U	1000	948		ug/L		95	70 - 130	2	30
Bromoform	12	U	1000	1060		ug/L		106	69 - 129	1	30
Bromomethane	74	U	1000	914		ug/L		91	28 - 192	3	30
2-Butanone (MEK)	130	U	5000	4820		ug/L		96	69 - 120	5	30
Carbon disulfide	8.6	U	1000	989		ug/L		99	70 - 130	2	30
Carbon tetrachloride	6.0	U	1000	963		ug/L		96	70 - 130	1	30
Chlorobenzene	3.0	U	1000	1000		ug/L		100	70 - 130	0	30
Chlorobromomethane	6.8	U	1000	975		ug/L		98	70 - 130	2	30
Chlorodibromomethane	7.8	U	1000	990		ug/L		99	70 - 130	1	30
Chloroethane	92	U J3	1000	2280	J3	ug/L		228	31 - 213	6	30
Chloroform	5.4	U	1000	911		ug/L		91	70 - 130	2	30
Chloromethane	11	U	1000	1210		ug/L		121	59 - 127	5	30
cis-1,2-Dichloroethene	5.0	U	1000	883		ug/L		88	70 - 130	4	30
cis-1,3-Dichloropropene	5.2	U	1000	898		ug/L		90	70 - 130	3	20
Dibromomethane	6.8	U	1000	1010		ug/L		101	70 - 130	2	30
1,2-Dichlorobenzene	6.2	U	1000	955		ug/L		95	70 - 130	2	30
1,4-Dichlorobenzene	6.2	U	1000	917		ug/L		92	70 - 130	0	30
Dichlorobromomethane	5.0	U	1000	937		ug/L		94	70 - 130	4	30
1,1-Dichloroethane	6.6	U	1000	895		ug/L		90	70 - 130	3	30
1,2-Dichloroethane	5.0	U	1000	935		ug/L		93	70 - 130	4	50
1,1-Dichloroethene	6.6	U	1000	950		ug/L		95	70 - 130	1	20
1,2-Dichloropropane	4.4	U	1000	938		ug/L		94	70 - 130	2	20
Ethylbenzene	4.0	U	1000	946		ug/L		95	70 - 130	0	20
2-Hexanone	64	U J3	5000	3540		ug/L		71	70 - 130	7	20
Iodomethane	78	U	1000	692		ug/L		69	52 - 129	4	30
Methylene Chloride	64	U	1000	988		ug/L		99	70 - 130	2	30
4-Methyl-2-pentanone (MIBK)	54	U J3	5000	3450		ug/L		69	68 - 120	6	30
Styrene	5.4	U	1000	1020		ug/L		102	70 - 130	1	30
1,1,1,2-Tetrachloroethane	7.2	U	1000	1040		ug/L		104	70 - 130	0	30
1,1,2,2-Tetrachloroethane	8.0	U	1000	1010		ug/L		101	70 - 130	2	30
Tetrachloroethene	7.0	U	1000	963		ug/L		96	70 - 130	4	30
Toluene	5.0	U	1000	959		ug/L		96	70 - 130	1	30
trans-1,4-Dichloro-2-butene	25	U	1000	871		ug/L		87	67 - 120	2	30
trans-1,2-Dichloroethene	6.8	U	1000	958		ug/L		96	70 - 130	2	30
trans-1,3-Dichloropropene	4.6	U	1000	929		ug/L		93	70 - 130	1	30
1,1,1-Trichloroethane	4.2	U	1000	907		ug/L		91	70 - 130	2	30
1,1,2-Trichloroethane	6.4	U	1000	921		ug/L		92	70 - 130	3	30

Method: 8260D - Volatile Organic Compounds by GC/MS (Continued)

Lab Sample ID: 680-226778-B-2-A MSD
Matrix: Water
Analysis Batch: 754364

Client Sample ID: Matrix Spike Duplicate
Prep Type: TCLP

Analyte	Sample Result	Sample Qualifier	Spike Added	MSD Result	MSD Qualifier	Unit	D	%Rec	%Rec Limits	RPD	RPD Limit
Trichloroethene	4.0	U	1000	1000		ug/L		100	70 - 130	2	30
Trichlorofluoromethane	6.6	U	1000	1260		ug/L		126	63 - 142	6	30
1,2,3-Trichloropropane	9.6	U	1000	1070		ug/L		107	70 - 130	2	30
Vinyl acetate	14	U	2000	1880		ug/L		94	67 - 135	7	30
Vinyl chloride	8.0	U	1000	991		ug/L		99	66 - 129	6	30
Xylenes, Total	4.6	U	2000	1770		ug/L		89	70 - 130	0	30

Surrogate	*MSD %Recovery*	*MSD Qualifier*	*Limits*
4-Bromofluorobenzene (Surr)	*88*		*70 - 130*
Dibromofluoromethane (Surr)	*99*		*70 - 130*
1,2-Dichloroethane-d4 (Surr)	*93*		*60 - 124*
Toluene-d8 (Surr)	*101*		*70 - 130*

Method: 8011 - EDB, DBCP, and 1,2,3-TCP (GC)

Lab Sample ID: MB 680-747936/3-A
Matrix: Water
Analysis Batch: 747998

Client Sample ID: Method Blank
Prep Type: Total/NA
Prep Batch: 747936

Analyte	MB Result	MB Qualifier	PQL	MDL	Unit	D	Prepared	Analyzed	Dil Fac
Ethylene Dibromide	0.0050	U	0.018	0.0050	ug/L		10/31/22 15:05	10/31/22 17:13	1
1,2-Dibromo-3-Chloropropane	0.0030	U	0.018	0.0030	ug/L		10/31/22 15:05	10/31/22 17:13	1
1,2,3-Trichloropropane	0.024	U	0.18	0.024	ug/L		10/31/22 15:05	10/31/22 17:13	1

Surrogate	*MB %Recovery*	*MB Qualifier*	*Limits*	*Prepared*	*Analyzed*	*Dil Fac*
Pentachloroethane	*114*		*60 - 144*	*10/31/22 15:05*	*10/31/22 17:13*	*1*

Lab Sample ID: LCS 680-747936/4-A
Matrix: Water
Analysis Batch: 747998

Client Sample ID: Lab Control Sample
Prep Type: Total/NA
Prep Batch: 747936

Analyte	Spike Added	LCS Result	LCS Qualifier	Unit	D	%Rec	%Rec Limits
Ethylene Dibromide	0.100	0.104		ug/L		104	66 - 126
1,2-Dibromo-3-Chloropropane	0.100	0.0893		ug/L		89	70 - 148
1,2,3-Trichloropropane	0.500	0.501		ug/L		100	51 - 146

Surrogate	*LCS %Recovery*	*LCS Qualifier*	*Limits*
Pentachloroethane	*102*		*60 - 144*

Lab Sample ID: LCSD 680-747936/5-A
Matrix: Water
Analysis Batch: 747998

Client Sample ID: Lab Control Sample Dup
Prep Type: Total/NA
Prep Batch: 747936

Analyte	Spike Added	LCSD Result	LCSD Qualifier	Unit	D	%Rec	%Rec Limits	RPD	RPD Limit
Ethylene Dibromide	0.100	0.107		ug/L		107	66 - 126	4	30
1,2-Dibromo-3-Chloropropane	0.100	0.0966		ug/L		97	70 - 148	8	30
1,2,3-Trichloropropane	0.500	0.526		ug/L		105	51 - 146	5	30

Method: 8011 - EDB, DBCP, and 1,2,3-TCP (GC) (Continued)

Lab Sample ID: LCSD 680-747936/5-A — **Client Sample ID: Lab Control Sample Dup**
Matrix: Water — **Prep Type: Total/NA**
Analysis Batch: 747998 — **Prep Batch: 747936**

Surrogate	LCSD %Recovery	LCSD Qualifier	Limits
Pentachloroethane	99		60 - 144

Lab Sample ID: 660-124642-8 MS — **Client Sample ID: 4MW-4**
Matrix: Water — **Prep Type: Total/NA**
Analysis Batch: 747998 — **Prep Batch: 747936**

Analyte	Sample Result	Sample Qualifier	Spike Added	MS Result	MS Qualifier	Unit	D	%Rec	%Rec Limits
Ethylene Dibromide	0.0050	U	0.102	0.106		ug/L		104	66 - 126
1,2-Dibromo-3-Chloropropane	0.0030	U	0.102	0.106		ug/L		104	70 - 148
1,2,3-Trichloropropane	0.024	U	0.510	0.609		ug/L		119	51 - 146

Surrogate	MS %Recovery	MS Qualifier	Limits
Pentachloroethane	112		60 - 144

Lab Sample ID: 660-124642-8 MSD — **Client Sample ID: 4MW-4**
Matrix: Water — **Prep Type: Total/NA**
Analysis Batch: 747998 — **Prep Batch: 747936**

Analyte	Sample Result	Sample Qualifier	Spike Added	MSD Result	MSD Qualifier	Unit	D	%Rec	%Rec Limits	RPD	RPD Limit
Ethylene Dibromide	0.0050	U	0.101	0.0992		ug/L		98	66 - 126	7	30
1,2-Dibromo-3-Chloropropane	0.0030	U	0.101	0.0877		ug/L		86	70 - 148	19	30
1,2,3-Trichloropropane	0.024	U	0.507	0.592		ug/L		117	51 - 146	3	30

Surrogate	MSD %Recovery	MSD Qualifier	Limits
Pentachloroethane	107		60 - 144

Lab Sample ID: MB 680-748111/3-A — **Client Sample ID: Method Blank**
Matrix: Water — **Prep Type: Total/NA**
Analysis Batch: 748164 — **Prep Batch: 748111**

Analyte	MB Result	MB Qualifier	PQL	MDL	Unit	D	Prepared	Analyzed	Dil Fac
Ethylene Dibromide	0.0050	U	0.018	0.0050	ug/L		11/01/22 13:43	11/01/22 15:49	1
1,2-Dibromo-3-Chloropropane	0.0030	U	0.018	0.0030	ug/L		11/01/22 13:43	11/01/22 15:49	1
1,2,3-Trichloropropane	0.024	U	0.18	0.024	ug/L		11/01/22 13:43	11/01/22 15:49	1

Surrogate	MB %Recovery	MB Qualifier	Limits	Prepared	Analyzed	Dil Fac
Pentachloroethane	95		60 - 144	11/01/22 13:43	11/01/22 15:49	1

Lab Sample ID: LCS 680-748111/4-A — **Client Sample ID: Lab Control Sample**
Matrix: Water — **Prep Type: Total/NA**
Analysis Batch: 748164 — **Prep Batch: 748111**

Analyte	Spike Added	LCS Result	LCS Qualifier	Unit	D	%Rec	%Rec Limits
Ethylene Dibromide	0.100	0.103		ug/L		103	66 - 126
1,2-Dibromo-3-Chloropropane	0.100	0.0983		ug/L		98	70 - 148
1,2,3-Trichloropropane	0.500	0.506		ug/L		101	51 - 146

Method: 8011 - EDB, DBCP, and 1,2,3-TCP (GC) (Continued)

Lab Sample ID: LCS 680-748111/4-A
Matrix: Water
Analysis Batch: 748164

Client Sample ID: Lab Control Sample
Prep Type: Total/NA
Prep Batch: 748111

Surrogate	*LCS %Recovery*	*LCS Qualifier*	*Limits*
Pentachloroethane	*99*		*60 - 144*

Lab Sample ID: LCSD 680-748111/5-A
Matrix: Water
Analysis Batch: 748164

Client Sample ID: Lab Control Sample Dup
Prep Type: Total/NA
Prep Batch: 748111

Analyte			Spike Added	LCSD Result	LCSD Qualifier	Unit	D	%Rec	%Rec Limits	RPD	RPD Limit
Ethylene Dibromide			0.100	0.104		ug/L		104	66 - 126	2	30
1,2-Dibromo-3-Chloropropane			0.100	0.0954		ug/L		95	70 - 148	3	30
1,2,3-Trichloropropane			0.500	0.524		ug/L		105	51 - 146	3	30

Surrogate	*LCSD %Recovery*	*LCSD Qualifier*	*Limits*
Pentachloroethane	*105*		*60 - 144*

Lab Sample ID: 660-124598-8 MS
Matrix: Water
Analysis Batch: 748164

Client Sample ID: 2MW-24D
Prep Type: Total/NA
Prep Batch: 748111

Analyte	Sample Result	Sample Qualifier	Spike Added	MS Result	MS Qualifier	Unit	D	%Rec	%Rec Limits		
Ethylene Dibromide	0.0051	U	0.102	0.103		ug/L		101	66 - 126		
1,2-Dibromo-3-Chloropropane	0.0031	U	0.102	0.105		ug/L		103	70 - 148		
1,2,3-Trichloropropane	0.024	U	0.509	0.638		ug/L		119	51 - 146		

Surrogate	*MS %Recovery*	*MS Qualifier*	*Limits*
Pentachloroethane	*105*		*60 - 144*

Lab Sample ID: 660-124598-8 MSD
Matrix: Water
Analysis Batch: 748164

Client Sample ID: 2MW-24D
Prep Type: Total/NA
Prep Batch: 748111

Analyte	Sample Result	Sample Qualifier	Spike Added	MSD Result	MSD Qualifier	Unit	D	%Rec	%Rec Limits	RPD	RPD Limit
Ethylene Dibromide	0.0051	U	0.102	0.107		ug/L		105	66 - 126	4	30
1,2-Dibromo-3-Chloropropane	0.0031	U	0.102	0.0995		ug/L		98	70 - 148	5	30
1,2,3-Trichloropropane	0.024	U	0.509	0.627		ug/L		117	51 - 146	2	30

Surrogate	*MSD %Recovery*	*MSD Qualifier*	*Limits*
Pentachloroethane	*111*		*60 - 144*

Lab Sample ID: 680-224233-B-1-A MS
Matrix: Water
Analysis Batch: 748164

Client Sample ID: Matrix Spike
Prep Type: Total/NA
Prep Batch: 748111

Analyte	Sample Result	Sample Qualifier	Spike Added	MS Result	MS Qualifier	Unit	D	%Rec	%Rec Limits		
Ethylene Dibromide	0.0051	U	0.104	0.112		ug/L		108	66 - 126		
1,2-Dibromo-3-Chloropropane	0.0031	U	0.104	0.104		ug/L		100	70 - 148		
1,2,3-Trichloropropane	0.025	U	0.522	0.538		ug/L		103	51 - 146		

Method: 8011 - EDB, DBCP, and 1,2,3-TCP (GC) (Continued)

Lab Sample ID: 680-224233-B-1-A MS
Matrix: Water
Analysis Batch: 748164

Client Sample ID: Matrix Spike
Prep Type: Total/NA
Prep Batch: 748111

Surrogate	*MS %Recovery*	*MS Qualifier*	*Limits*
Pentachloroethane	*106*		*60 - 144*

Lab Sample ID: MB 680-748314/3-A
Matrix: Water
Analysis Batch: 748463

Client Sample ID: Method Blank
Prep Type: Total/NA
Prep Batch: 748314

Analyte	MB Result	MB Qualifier	PQL	MDL	Unit	D	Prepared	Analyzed	Dil Fac
Ethylene Dibromide	0.0050	U	0.018	0.0050	ug/L		11/02/22 16:01	11/02/22 22:31	1
1,2-Dibromo-3-Chloropropane	0.0030	U	0.018	0.0030	ug/L		11/02/22 16:01	11/02/22 22:31	1
1,2,3-Trichloropropane	0.024	U	0.18	0.024	ug/L		11/02/22 16:01	11/02/22 22:31	1

Surrogate	*MB %Recovery*	*MB Qualifier*	*Limits*	*Prepared*	*Analyzed*	*Dil Fac*
Pentachloroethane	*93*		*60 - 144*	*11/02/22 16:01*	*11/02/22 22:31*	*1*

Lab Sample ID: LCS 680-748314/4-A
Matrix: Water
Analysis Batch: 748463

Client Sample ID: Lab Control Sample
Prep Type: Total/NA
Prep Batch: 748314

Analyte	Spike Added	LCS Result	LCS Qualifier	Unit	D	%Rec	%Rec Limits
Ethylene Dibromide	0.100	0.113		ug/L		113	66 - 126
1,2-Dibromo-3-Chloropropane	0.100	0.100		ug/L		100	70 - 148
1,2,3-Trichloropropane	0.500	0.576		ug/L		115	51 - 146

Surrogate	*LCS %Recovery*	*LCS Qualifier*	*Limits*
Pentachloroethane	*97*		*60 - 144*

Lab Sample ID: LCSD 680-748314/5-A
Matrix: Water
Analysis Batch: 748463

Client Sample ID: Lab Control Sample Dup
Prep Type: Total/NA
Prep Batch: 748314

Analyte	Spike Added	LCSD Result	LCSD Qualifier	Unit	D	%Rec	%Rec Limits	RPD	RPD Limit
Ethylene Dibromide	0.100	0.108		ug/L		108	66 - 126	4	30
1,2-Dibromo-3-Chloropropane	0.100	0.0976		ug/L		98	70 - 148	2	30
1,2,3-Trichloropropane	0.500	0.493		ug/L		99	51 - 146	16	30

Surrogate	*LCSD %Recovery*	*LCSD Qualifier*	*Limits*
Pentachloroethane	*91*		*60 - 144*

Lab Sample ID: 660-124675-3 MS
Matrix: Water
Analysis Batch: 748463

Client Sample ID: 4MW-9
Prep Type: Total/NA
Prep Batch: 748314

Analyte	Sample Result	Sample Qualifier	Spike Added	MS Result	MS Qualifier	Unit	D	%Rec	%Rec Limits
Ethylene Dibromide	0.0051	U	0.101	0.102		ug/L		101	66 - 126
1,2-Dibromo-3-Chloropropane	0.0030	U	0.101	0.0973		ug/L		96	70 - 148
1,2,3-Trichloropropane	0.024	U	0.504	0.506		ug/L		100	51 - 146

Method: 8011 - EDB, DBCP, and 1,2,3-TCP (GC) (Continued)

Lab Sample ID: 660-124675-3 MS
Matrix: Water
Analysis Batch: 748463

Client Sample ID: 4MW-9
Prep Type: Total/NA
Prep Batch: 748314

Surrogate	*MS %Recovery*	*MS Qualifier*	*Limits*
Pentachloroethane	*96*		*60 - 144*

Lab Sample ID: 680-224275-F-23-B MSD
Matrix: Water
Analysis Batch: 748463

Client Sample ID: Matrix Spike Duplicate
Prep Type: Total/NA
Prep Batch: 748314

Analyte	Sample Result	Sample Qualifier	Spike Added	MSD Result	MSD Qualifier	Unit	D	%Rec	%Rec Limits	RPD	RPD Limit
Ethylene Dibromide	0.0051	U	0.101	0.105		ug/L		103	66 - 126	1	30
1,2-Dibromo-3-Chloropropane	0.0030	U	0.101	0.112		ug/L		110	70 - 148	5	30
1,2,3-Trichloropropane	0.024	U	0.507	0.724		ug/L		143	51 - 146	4	30

Surrogate	*MSD %Recovery*	*MSD Qualifier*	*Limits*
Pentachloroethane	*128*		*60 - 144*

Method: 300.0-1993 R2.1 - Anions, Ion Chromatography

Lab Sample ID: MB 680-749714/2
Matrix: Water
Analysis Batch: 749714

Client Sample ID: Method Blank
Prep Type: Total/NA

Analyte	MB Result	MB Qualifier	PQL	MDL	Unit	D	Prepared	Analyzed	Dil Fac
Chloride	0.20	U	0.50	0.20	mg/L			11/09/22 11:05	1

Lab Sample ID: LCS 680-749714/3
Matrix: Water
Analysis Batch: 749714

Client Sample ID: Lab Control Sample
Prep Type: Total/NA

Analyte	Spike Added	LCS Result	LCS Qualifier	Unit	D	%Rec	%Rec Limits
Chloride	10.0	9.78		mg/L		98	90 - 110

Lab Sample ID: LCSD 680-749714/4
Matrix: Water
Analysis Batch: 749714

Client Sample ID: Lab Control Sample Dup
Prep Type: Total/NA

Analyte	Spike Added	LCSD Result	LCSD Qualifier	Unit	D	%Rec	%Rec Limits	RPD	RPD Limit
Chloride	10.0	9.78		mg/L		98	90 - 110	0	15

Lab Sample ID: 660-124642-4 MS
Matrix: Water
Analysis Batch: 749714

Client Sample ID: 4MW-23
Prep Type: Total/NA

Analyte	Sample Result	Sample Qualifier	Spike Added	MS Result	MS Qualifier	Unit	D	%Rec	%Rec Limits
Chloride	61		10.0	70.6		mg/L		101	80 - 120

Method: 300.0-1993 R2.1 - Anions, Ion Chromatography (Continued)

Lab Sample ID: 660-124642-4 MSD — **Client Sample ID: 4MW-23**
Matrix: Water — **Prep Type: Total/NA**
Analysis Batch: 749714

Analyte	Sample Result	Sample Qualifier	Spike Added	MSD Result	MSD Qualifier	Unit	D	%Rec	%Rec Limits	RPD	RPD Limit
Chloride	61		10.0	70.3		mg/L		98	80 - 120	0	15

Lab Sample ID: 660-124662-C-10 MS — **Client Sample ID: Matrix Spike**
Matrix: Water — **Prep Type: Total/NA**
Analysis Batch: 749714

Analyte	Sample Result	Sample Qualifier	Spike Added	MS Result	MS Qualifier	Unit	D	%Rec	%Rec Limits
Chloride	49		10.0	60.0		mg/L		112	80 - 120

Lab Sample ID: 660-124662-C-10 MSD — **Client Sample ID: Matrix Spike Duplicate**
Matrix: Water — **Prep Type: Total/NA**
Analysis Batch: 749714

Analyte	Sample Result	Sample Qualifier	Spike Added	MSD Result	MSD Qualifier	Unit	D	%Rec	%Rec Limits	RPD	RPD Limit
Chloride	49		10.0	59.7		mg/L		109	80 - 120	0	15

Lab Sample ID: MB 680-749977/2 — **Client Sample ID: Method Blank**
Matrix: Water — **Prep Type: Total/NA**
Analysis Batch: 749977

Analyte	MB Result	MB Qualifier	PQL	MDL	Unit	D	Prepared	Analyzed	Dil Fac
Chloride	0.20	U	0.50	0.20	mg/L			11/10/22 10:29	1

Lab Sample ID: LCS 680-749977/3 — **Client Sample ID: Lab Control Sample**
Matrix: Water — **Prep Type: Total/NA**
Analysis Batch: 749977

Analyte	Spike Added	LCS Result	LCS Qualifier	Unit	D	%Rec	%Rec Limits
Chloride	10.0	9.82		mg/L		98	90 - 110

Lab Sample ID: LCSD 680-749977/4 — **Client Sample ID: Lab Control Sample Dup**
Matrix: Water — **Prep Type: Total/NA**
Analysis Batch: 749977

Analyte	Spike Added	LCSD Result	LCSD Qualifier	Unit	D	%Rec	%Rec Limits	RPD	RPD Limit
Chloride	10.0	9.83		mg/L		98	90 - 110	0	15

Lab Sample ID: 660-124598-1 MS — **Client Sample ID: 2MW-27D**
Matrix: Water — **Prep Type: Total/NA**
Analysis Batch: 749977

Analyte	Sample Result	Sample Qualifier	Spike Added	MS Result	MS Qualifier	Unit	D	%Rec	%Rec Limits
Chloride	75		10.0	85.4		mg/L		103	80 - 120

Lab Sample ID: 660-124598-1 MSD — **Client Sample ID: 2MW-27D**
Matrix: Water — **Prep Type: Total/NA**
Analysis Batch: 749977

Analyte	Sample Result	Sample Qualifier	Spike Added	MSD Result	MSD Qualifier	Unit	D	%Rec	%Rec Limits	RPD	RPD Limit
Chloride	75		10.0	85.1		mg/L		100	80 - 120	0	15

QC Sample Results

Client: SCS Engineers
Project/Site: Pasco County LF

Job ID: 660-124598-1

Method: 300.0-1993 R2.1 - Anions, Ion Chromatography

Lab Sample ID: 660-124675-1 MS
Matrix: Water
Analysis Batch: 749977

Client Sample ID: 4MW-5
Prep Type: Total/NA

Analyte	Sample Result	Sample Qualifier	Spike Added	MS Result	MS Qualifier	Unit	D	%Rec	%Rec Limits
Chloride	55		10.0	64.9		mg/L		100	80 - 120

Lab Sample ID: 660-124675-1 MSD
Matrix: Water
Analysis Batch: 749977

Client Sample ID: 4MW-5
Prep Type: Total/NA

Analyte	Sample Result	Sample Qualifier	Spike Added	MSD Result	MSD Qualifier	Unit	D	%Rec	%Rec Limits	RPD	RPD Limit
Chloride	55		10.0	64.9		mg/L		100	80 - 120	0	15

Method: 6020B - Metals (ICP/MS)

Lab Sample ID: MB 680-747483/1-A
Matrix: Water
Analysis Batch: 747740

Client Sample ID: Method Blank
Prep Type: Total Recoverable
Prep Batch: 747483

Analyte	MB Result	MB Qualifier	PQL	MDL	Unit	D	Prepared	Analyzed	Dil Fac
Antimony	0.52	U	5.0	0.52	ug/L		10/28/22 08:08	10/28/22 21:53	1
Arsenic	0.86	U	3.0	0.86	ug/L		10/28/22 08:08	10/28/22 21:53	1
Barium	0.89	U	5.0	0.89	ug/L		10/28/22 08:08	10/28/22 21:53	1
Beryllium	0.20	U	0.50	0.20	ug/L		10/28/22 08:08	10/28/22 21:53	1
Cadmium	0.078	U	0.50	0.078	ug/L		10/28/22 08:08	10/28/22 21:53	1
Chromium	2.6	U	5.0	2.6	ug/L		10/28/22 08:08	10/28/22 21:53	1
Cobalt	0.22	U	0.50	0.22	ug/L		10/28/22 08:08	10/28/22 21:53	1
Copper	0.90	U	5.0	0.90	ug/L		10/28/22 08:08	10/28/22 21:53	1
Iron	26	U	100	26	ug/L		10/28/22 08:08	10/28/22 21:53	1
Lead	0.34	U	2.5	0.34	ug/L		10/28/22 08:08	10/28/22 21:53	1
Nickel	1.8	U	5.0	1.8	ug/L		10/28/22 08:08	10/28/22 21:53	1
Selenium	1.2	U	2.5	1.2	ug/L		10/28/22 08:08	10/28/22 21:53	1
Silver	0.39	U	1.0	0.39	ug/L		10/28/22 08:08	10/28/22 21:53	1
Sodium	0.20	U	0.50	0.20	mg/L		10/28/22 08:08	10/28/22 21:53	1
Thallium	0.26	U	1.0	0.26	ug/L		10/28/22 08:08	10/28/22 21:53	1
Vanadium	1.8	U	10	1.8	ug/L		10/28/22 08:08	10/28/22 21:53	1
Zinc	10	U	20	10	ug/L		10/28/22 08:08	10/28/22 21:53	1

Lab Sample ID: LCS 680-747483/2-A
Matrix: Water
Analysis Batch: 747740

Client Sample ID: Lab Control Sample
Prep Type: Total Recoverable
Prep Batch: 747483

Analyte	Spike Added	LCS Result	LCS Qualifier	Unit	D	%Rec	%Rec Limits
Antimony	50.0	50.7		ug/L		101	80 - 120
Arsenic	100	105		ug/L		105	80 - 120
Barium	100	104		ug/L		104	80 - 120
Beryllium	50.0	55.9		ug/L		112	80 - 120
Cadmium	50.0	52.0		ug/L		104	80 - 120
Chromium	100	108		ug/L		108	80 - 120
Copper	100	112		ug/L		112	80 - 120
Iron	5000	5310		ug/L		106	80 - 120
Lead	505	503		ug/L		100	80 - 120
Nickel	99.0	107		ug/L		108	80 - 120

Method: 6020B - Metals (ICP/MS) (Continued)

Lab Sample ID: LCS 680-747483/2-A
Matrix: Water
Analysis Batch: 747740

Client Sample ID: Lab Control Sample
Prep Type: Total Recoverable
Prep Batch: 747483

Analyte	Spike Added	LCS Result	LCS Qualifier	Unit	D	%Rec	%Rec Limits
Selenium	100	103		ug/L		103	80 - 120
Silver	50.0	53.7		ug/L		107	80 - 120
Sodium	5.05	5.55		mg/L		110	80 - 120
Thallium	50.0	51.0		ug/L		102	80 - 120
Vanadium	99.8	102		ug/L		102	80 - 120
Zinc	100	105		ug/L		105	80 - 120

Lab Sample ID: 680-224114-A-9-E MS
Matrix: Water
Analysis Batch: 747740

Client Sample ID: Matrix Spike
Prep Type: Total Recoverable
Prep Batch: 747483

Analyte	Sample Result	Sample Qualifier	Spike Added	MS Result	MS Qualifier	Unit	D	%Rec	%Rec Limits
Antimony	0.52	U	50.0	49.8		ug/L		100	75 - 125
Arsenic	38		100	143		ug/L		105	75 - 125
Barium	22		100	122		ug/L		100	75 - 125
Beryllium	0.20	U	50.0	51.8		ug/L		104	75 - 125
Cadmium	0.16	I	50.0	50.0		ug/L		100	75 - 125
Chromium	2.6	U	100	103		ug/L		103	75 - 125
Copper	1.1	I	100	110		ug/L		109	75 - 125
Iron	18000		5000	22600		ug/L		90	75 - 125
Lead	1.2	I	505	515		ug/L		102	75 - 125
Nickel	2.7	I	99.0	104		ug/L		103	75 - 125
Selenium	3.8		100	105		ug/L		101	75 - 125
Silver	0.39	U	50.0	48.9		ug/L		98	75 - 125
Sodium	360	J3	5.05	349	J3	mg/L		-181	75 - 125
Thallium	0.26	U	50.0	52.2		ug/L		104	75 - 125
Vanadium	5.9	I	99.8	109		ug/L		103	75 - 125
Zinc	10	U	100	106		ug/L		106	75 - 125

Lab Sample ID: 680-224114-A-9-F MSD
Matrix: Water
Analysis Batch: 747740

Client Sample ID: Matrix Spike Duplicate
Prep Type: Total Recoverable
Prep Batch: 747483

Analyte	Sample Result	Sample Qualifier	Spike Added	MSD Result	MSD Qualifier	Unit	D	%Rec	%Rec Limits	RPD	RPD Limit
Antimony	0.52	U	50.0	50.7		ug/L		101	75 - 125	2	20
Arsenic	38		100	142		ug/L		103	75 - 125	1	20
Barium	22		100	123		ug/L		101	75 - 125	1	20
Beryllium	0.20	U	50.0	50.8		ug/L		102	75 - 125	2	20
Cadmium	0.16	I	50.0	50.1		ug/L		100	75 - 125	0	20
Chromium	2.6	U	100	104		ug/L		104	75 - 125	1	20
Copper	1.1	I	100	109		ug/L		108	75 - 125	0	20
Iron	18000		5000	22400		ug/L		87	75 - 125	1	20
Lead	1.2	I	505	517		ug/L		102	75 - 125	0	20
Nickel	2.7	I	99.0	104		ug/L		103	75 - 125	0	20
Selenium	3.8		100	107		ug/L		103	75 - 125	2	20
Silver	0.39	U	50.0	48.9		ug/L		98	75 - 125	0	20
Sodium	360	J3	5.05	343	J3	mg/L		-293	75 - 125	2	20
Thallium	0.26	U	50.0	52.4		ug/L		105	75 - 125	0	20
Vanadium	5.9	I	99.8	108		ug/L		102	75 - 125	1	20

Method: 6020B - Metals (ICP/MS) (Continued)

Lab Sample ID: 680-224114-A-9-F MSD
Matrix: Water
Analysis Batch: 747740

Client Sample ID: Matrix Spike Duplicate
Prep Type: Total Recoverable
Prep Batch: 747483

Analyte	Sample Result	Sample Qualifier	Spike Added	MSD Result	MSD Qualifier	Unit	D	%Rec	%Rec Limits	RPD	RPD Limit
Zinc	10	U	100	105		ug/L		105	75 - 125	1	20

Lab Sample ID: MB 680-747533/1-A
Matrix: Water
Analysis Batch: 748115

Client Sample ID: Method Blank
Prep Type: Total Recoverable
Prep Batch: 747533

Analyte	MB Result	MB Qualifier	PQL	MDL	Unit	D	Prepared	Analyzed	Dil Fac
Antimony	0.52	U	5.0	0.52	ug/L		10/28/22 09:43	10/31/22 18:37	1
Arsenic	0.86	U	3.0	0.86	ug/L		10/28/22 09:43	10/31/22 18:37	1
Barium	0.89	U	5.0	0.89	ug/L		10/28/22 09:43	10/31/22 18:37	1
Beryllium	0.20	U	0.50	0.20	ug/L		10/28/22 09:43	10/31/22 18:37	1
Cadmium	0.078	U	0.50	0.078	ug/L		10/28/22 09:43	10/31/22 18:37	1
Chromium	2.6	U	5.0	2.6	ug/L		10/28/22 09:43	10/31/22 18:37	1
Cobalt	0.22	U	0.50	0.22	ug/L		10/28/22 09:43	10/31/22 18:37	1
Copper	0.90	U	5.0	0.90	ug/L		10/28/22 09:43	10/31/22 18:37	1
Iron	26	U	100	26	ug/L		10/28/22 09:43	10/31/22 18:37	1
Lead	0.34	U	2.5	0.34	ug/L		10/28/22 09:43	10/31/22 18:37	1
Nickel	1.8	U	5.0	1.8	ug/L		10/28/22 09:43	10/31/22 18:37	1
Selenium	1.2	U	2.5	1.2	ug/L		10/28/22 09:43	10/31/22 18:37	1
Silver	0.39	U	1.0	0.39	ug/L		10/28/22 09:43	10/31/22 18:37	1
Sodium	0.20	U	0.50	0.20	mg/L		10/28/22 09:43	10/31/22 18:37	1
Thallium	0.26	U	1.0	0.26	ug/L		10/28/22 09:43	10/31/22 18:37	1
Vanadium	1.8	U	10	1.8	ug/L		10/28/22 09:43	10/31/22 18:37	1
Zinc	10	U	20	10	ug/L		10/28/22 09:43	10/31/22 18:37	1

Lab Sample ID: LCS 680-747533/2-A
Matrix: Water
Analysis Batch: 748115

Client Sample ID: Lab Control Sample
Prep Type: Total Recoverable
Prep Batch: 747533

Analyte	Spike Added	LCS Result	LCS Qualifier	Unit	D	%Rec	%Rec Limits
Antimony	50.0	48.2		ug/L		96	80 - 120
Arsenic	100	103		ug/L		103	80 - 120
Barium	100	93.5		ug/L		94	80 - 120
Beryllium	50.0	50.8		ug/L		102	80 - 120
Cadmium	50.0	51.2		ug/L		102	80 - 120
Chromium	100	104		ug/L		104	80 - 120
Copper	100	113		ug/L		113	80 - 120
Iron	5000	5360		ug/L		107	80 - 120
Lead	505	480		ug/L		95	80 - 120
Nickel	99.0	103		ug/L		104	80 - 120
Selenium	100	98.7		ug/L		98	80 - 120
Silver	50.0	52.7		ug/L		105	80 - 120
Sodium	5.05	5.36		mg/L		106	80 - 120
Thallium	50.0	46.0		ug/L		92	80 - 120
Vanadium	99.8	104		ug/L		104	80 - 120
Zinc	100	104		ug/L		104	80 - 120

Method: 6020B - Metals (ICP/MS) (Continued)

Lab Sample ID: 660-124598-9 MS
Matrix: Water
Analysis Batch: 748115

Client Sample ID: 2MW-24S
Prep Type: Total Recoverable
Prep Batch: 747533

Analyte	Sample Result	Sample Qualifier	Spike Added	MS Result	MS Qualifier	Unit	D	%Rec	%Rec Limits
Antimony	0.52	U	50.0	51.2		ug/L		102	75 - 125
Arsenic	0.86	U	100	112		ug/L		112	75 - 125
Barium	24		100	127		ug/L		103	75 - 125
Beryllium	0.20	U	50.0	56.7		ug/L		113	75 - 125
Cadmium	0.16	I	50.0	54.9		ug/L		109	75 - 125
Chromium	2.6	U	100	113		ug/L		113	75 - 125
Copper	0.90	U	100	119		ug/L		119	75 - 125
Iron	59	I	5000	5800		ug/L		115	75 - 125
Lead	0.34	U	505	527		ug/L		104	75 - 125
Nickel	1.8	U	99.0	111		ug/L		112	75 - 125
Selenium	1.2	U	100	105		ug/L		104	75 - 125
Silver	0.39	U	50.0	55.5		ug/L		111	75 - 125
Sodium	12	J3	5.05	18.9	J3	mg/L		126	75 - 125
Thallium	0.26	U	50.0	50.6		ug/L		101	75 - 125
Vanadium	1.8	U	99.8	113		ug/L		113	75 - 125
Zinc	10	U	100	112		ug/L		112	75 - 125

Lab Sample ID: 660-124598-9 MSD
Matrix: Water
Analysis Batch: 748115

Client Sample ID: 2MW-24S
Prep Type: Total Recoverable
Prep Batch: 747533

Analyte	Sample Result	Sample Qualifier	Spike Added	MSD Result	MSD Qualifier	Unit	D	%Rec	%Rec Limits	RPD	RPD Limit
Antimony	0.52	U	50.0	50.8		ug/L		102	75 - 125	1	20
Arsenic	0.86	U	100	111		ug/L		111	75 - 125	1	20
Barium	24		100	127		ug/L		102	75 - 125	0	20
Beryllium	0.20	U	50.0	55.5		ug/L		111	75 - 125	2	20
Cadmium	0.16	I	50.0	55.2		ug/L		110	75 - 125	1	20
Chromium	2.6	U	100	114		ug/L		114	75 - 125	1	20
Copper	0.90	U	100	121		ug/L		121	75 - 125	1	20
Iron	59	I	5000	5820		ug/L		115	75 - 125	0	20
Lead	0.34	U	505	530		ug/L		105	75 - 125	1	20
Nickel	1.8	U	99.0	113		ug/L		114	75 - 125	1	20
Selenium	1.2	U	100	104		ug/L		104	75 - 125	1	20
Silver	0.39	U	50.0	60.7		ug/L		121	75 - 125	9	20
Sodium	12	J3	5.05	18.6		mg/L		120	75 - 125	2	20
Thallium	0.26	U	50.0	51.0		ug/L		102	75 - 125	1	20
Vanadium	1.8	U	99.8	115		ug/L		115	75 - 125	2	20
Zinc	10	U	100	116		ug/L		116	75 - 125	4	20

Lab Sample ID: MB 680-747619/1-A
Matrix: Water
Analysis Batch: 748115

Client Sample ID: Method Blank
Prep Type: Total Recoverable
Prep Batch: 747619

Analyte	MB Result	MB Qualifier	PQL	MDL	Unit	D	Prepared	Analyzed	Dil Fac
Antimony	0.52	U	5.0	0.52	ug/L		10/28/22 13:38	10/31/22 19:26	1
Arsenic	0.86	U	3.0	0.86	ug/L		10/28/22 13:38	10/31/22 19:26	1
Barium	0.89	U	5.0	0.89	ug/L		10/28/22 13:38	10/31/22 19:26	1
Beryllium	0.20	U	0.50	0.20	ug/L		10/28/22 13:38	10/31/22 19:26	1
Cadmium	0.078	U	0.50	0.078	ug/L		10/28/22 13:38	10/31/22 19:26	1

Method: 6020B - Metals (ICP/MS) (Continued)

Lab Sample ID: MB 680-747619/1-A
Matrix: Water
Analysis Batch: 748115

Client Sample ID: Method Blank
Prep Type: Total Recoverable
Prep Batch: 747619

Analyte	MB Result	MB Qualifier	PQL	MDL	Unit	D	Prepared	Analyzed	Dil Fac
Chromium	2.6	U	5.0	2.6	ug/L		10/28/22 13:38	10/31/22 19:26	1
Cobalt	0.22	U	0.50	0.22	ug/L		10/28/22 13:38	10/31/22 19:26	1
Copper	0.90	U	5.0	0.90	ug/L		10/28/22 13:38	10/31/22 19:26	1
Iron	26	U	100	26	ug/L		10/28/22 13:38	10/31/22 19:26	1
Lead	0.34	U	2.5	0.34	ug/L		10/28/22 13:38	10/31/22 19:26	1
Nickel	1.8	U	5.0	1.8	ug/L		10/28/22 13:38	10/31/22 19:26	1
Selenium	1.2	U	2.5	1.2	ug/L		10/28/22 13:38	10/31/22 19:26	1
Silver	0.39	U	1.0	0.39	ug/L		10/28/22 13:38	10/31/22 19:26	1
Sodium	0.20	U	0.50	0.20	mg/L		10/28/22 13:38	10/31/22 19:26	1
Thallium	0.26	U	1.0	0.26	ug/L		10/28/22 13:38	10/31/22 19:26	1
Vanadium	1.8	U	10	1.8	ug/L		10/28/22 13:38	10/31/22 19:26	1
Zinc	10	U	20	10	ug/L		10/28/22 13:38	10/31/22 19:26	1

Lab Sample ID: LCS 680-747619/2-A
Matrix: Water
Analysis Batch: 748115

Client Sample ID: Lab Control Sample
Prep Type: Total Recoverable
Prep Batch: 747619

Analyte	Spike Added	LCS Result	LCS Qualifier	Unit	D	%Rec	%Rec Limits
Antimony	50.0	47.9		ug/L		96	80 - 120
Arsenic	100	102		ug/L		102	80 - 120
Barium	100	94.3		ug/L		94	80 - 120
Beryllium	50.0	49.0		ug/L		98	80 - 120
Cadmium	50.0	50.9		ug/L		102	80 - 120
Chromium	100	104		ug/L		104	80 - 120
Copper	100	112		ug/L		112	80 - 120
Iron	5000	5310		ug/L		106	80 - 120
Lead	505	488		ug/L		97	80 - 120
Nickel	99.0	102		ug/L		103	80 - 120
Selenium	100	102		ug/L		101	80 - 120
Silver	50.0	51.9		ug/L		104	80 - 120
Sodium	5.05	5.47		mg/L		108	80 - 120
Thallium	50.0	46.9		ug/L		94	80 - 120
Vanadium	99.8	104		ug/L		104	80 - 120
Zinc	100	105		ug/L		105	80 - 120

Lab Sample ID: 660-124602-F-15-E MS
Matrix: Water
Analysis Batch: 748115

Client Sample ID: Matrix Spike
Prep Type: Total Recoverable
Prep Batch: 747619

Analyte	Sample Result	Sample Qualifier	Spike Added	MS Result	MS Qualifier	Unit	D	%Rec	%Rec Limits
Antimony	0.67	I	50.0	50.0		ug/L		99	75 - 125
Arsenic	2.1	I	100	107		ug/L		105	75 - 125
Barium	2.9	I	100	99.9		ug/L		97	75 - 125
Beryllium	0.20	U	50.0	51.3		ug/L		103	75 - 125
Cadmium	0.078	U	50.0	52.4		ug/L		105	75 - 125
Chromium	2.6	U	100	107		ug/L		107	75 - 125
Copper	11		100	122		ug/L		111	75 - 125
Iron	51	I	5000	5420		ug/L		107	75 - 125
Lead	0.34	U	505	499		ug/L		99	75 - 125

Method: 6020B - Metals (ICP/MS) (Continued)

Lab Sample ID: 660-124602-F-15-E MS
Matrix: Water
Analysis Batch: 748115

Client Sample ID: Matrix Spike
Prep Type: Total Recoverable
Prep Batch: 747619

Analyte	Sample Result	Sample Qualifier	Spike Added	MS Result	MS Qualifier	Unit	D	%Rec	%Rec Limits
Nickel	1.8	U	99.0	105		ug/L		106	75 - 125
Selenium	1.2	U	100	102		ug/L		102	75 - 125
Silver	0.39	U	50.0	52.0		ug/L		104	75 - 125
Sodium	3.2		5.05	8.63		mg/L		108	75 - 125
Thallium	0.26	U	50.0	48.7		ug/L		97	75 - 125
Vanadium	11		99.8	119		ug/L		109	75 - 125
Zinc	10	U	100	111		ug/L		111	75 - 125

Lab Sample ID: 660-124602-F-15-F MSD
Matrix: Water
Analysis Batch: 748115

Client Sample ID: Matrix Spike Duplicate
Prep Type: Total Recoverable
Prep Batch: 747619

Analyte	Sample Result	Sample Qualifier	Spike Added	MSD Result	MSD Qualifier	Unit	D	%Rec	%Rec Limits	RPD	RPD Limit
Antimony	0.67	I	50.0	48.7		ug/L		96	75 - 125	3	20
Arsenic	2.1	I	100	106		ug/L		104	75 - 125	1	20
Barium	2.9	I	100	97.1		ug/L		94	75 - 125	3	20
Beryllium	0.20	U	50.0	50.9		ug/L		102	75 - 125	1	20
Cadmium	0.078	U	50.0	51.7		ug/L		103	75 - 125	1	20
Chromium	2.6	U	100	103		ug/L		103	75 - 125	3	20
Copper	11		100	119		ug/L		107	75 - 125	3	20
Iron	51	I	5000	5270		ug/L		104	75 - 125	3	20
Lead	0.34	U	505	490		ug/L		97	75 - 125	2	20
Nickel	1.8	U	99.0	101		ug/L		102	75 - 125	4	20
Selenium	1.2	U	100	100		ug/L		100	75 - 125	2	20
Silver	0.39	U	50.0	51.5		ug/L		103	75 - 125	1	20
Sodium	3.2		5.05	8.43		mg/L		104	75 - 125	2	20
Thallium	0.26	U	50.0	47.5		ug/L		95	75 - 125	3	20
Vanadium	11		99.8	113		ug/L		103	75 - 125	5	20
Zinc	10	U	100	108		ug/L		108	75 - 125	3	20

Lab Sample ID: MB 680-747957/1-A
Matrix: Water
Analysis Batch: 748258

Client Sample ID: Method Blank
Prep Type: Total Recoverable
Prep Batch: 747957

Analyte	MB Result	MB Qualifier	PQL	MDL	Unit	D	Prepared	Analyzed	Dil Fac
Antimony	0.52	U	5.0	0.52	ug/L		10/31/22 12:53	11/01/22 19:33	1
Arsenic	0.86	U	3.0	0.86	ug/L		10/31/22 12:53	11/01/22 19:33	1
Barium	0.89	U	5.0	0.89	ug/L		10/31/22 12:53	11/01/22 19:33	1
Beryllium	0.20	U	0.50	0.20	ug/L		10/31/22 12:53	11/01/22 19:33	1
Cadmium	0.078	U	0.50	0.078	ug/L		10/31/22 12:53	11/01/22 19:33	1
Chromium	2.6	U	5.0	2.6	ug/L		10/31/22 12:53	11/01/22 19:33	1
Cobalt	0.22	U	0.50	0.22	ug/L		10/31/22 12:53	11/01/22 19:33	1
Copper	0.90	U	5.0	0.90	ug/L		10/31/22 12:53	11/01/22 19:33	1
Iron	26	U	100	26	ug/L		10/31/22 12:53	11/01/22 19:33	1
Lead	0.34	U	2.5	0.34	ug/L		10/31/22 12:53	11/01/22 19:33	1
Nickel	1.8	U	5.0	1.8	ug/L		10/31/22 12:53	11/01/22 19:33	1
Selenium	1.2	U	2.5	1.2	ug/L		10/31/22 12:53	11/01/22 19:33	1
Silver	0.39	U	1.0	0.39	ug/L		10/31/22 12:53	11/01/22 19:33	1
Sodium	0.20	U	0.50	0.20	mg/L		10/31/22 12:53	11/01/22 19:33	1

Method: 6020B - Metals (ICP/MS) (Continued)

Lab Sample ID: MB 680-747957/1-A
Matrix: Water
Analysis Batch: 748258

Client Sample ID: Method Blank
Prep Type: Total Recoverable
Prep Batch: 747957

Analyte	MB Result	MB Qualifier	PQL	MDL	Unit	D	Prepared	Analyzed	Dil Fac
Thallium	0.26	U	1.0	0.26	ug/L		10/31/22 12:53	11/01/22 19:33	1
Vanadium	1.8	U	10	1.8	ug/L		10/31/22 12:53	11/01/22 19:33	1
Zinc	10	U	20	10	ug/L		10/31/22 12:53	11/01/22 19:33	1

Lab Sample ID: LCS 680-747957/2-A
Matrix: Water
Analysis Batch: 748258

Client Sample ID: Lab Control Sample
Prep Type: Total Recoverable
Prep Batch: 747957

Analyte	Spike Added	LCS Result	LCS Qualifier	Unit	D	%Rec	%Rec Limits
Antimony	50.0	49.5		ug/L		99	80 - 120
Arsenic	100	100		ug/L		100	80 - 120
Barium	100	105		ug/L		105	80 - 120
Beryllium	50.0	52.4		ug/L		105	80 - 120
Cadmium	50.0	50.5		ug/L		101	80 - 120
Chromium	100	104		ug/L		104	80 - 120
Copper	100	108		ug/L		108	80 - 120
Iron	5000	5070		ug/L		101	80 - 120
Lead	505	486		ug/L		96	80 - 120
Nickel	99.0	107		ug/L		108	80 - 120
Selenium	100	101		ug/L		101	80 - 120
Silver	50.0	50.1		ug/L		100	80 - 120
Sodium	5.05	5.20		mg/L		103	80 - 120
Thallium	50.0	48.4		ug/L		97	80 - 120
Vanadium	99.8	97.0		ug/L		97	80 - 120
Zinc	100	103		ug/L		103	80 - 120

Lab Sample ID: 660-124642-1 MS
Matrix: Water
Analysis Batch: 748258

Client Sample ID: 2MW-17S
Prep Type: Total Recoverable
Prep Batch: 747957

Analyte	Sample Result	Sample Qualifier	Spike Added	MS Result	MS Qualifier	Unit	D	%Rec	%Rec Limits
Antimony	0.52	U	50.0	48.3		ug/L		97	75 - 125
Arsenic	0.86	U	100	99.9		ug/L		100	75 - 125
Barium	17		100	119		ug/L		102	75 - 125
Beryllium	0.42	I	50.0	53.8		ug/L		107	75 - 125
Cadmium	0.35	I	50.0	50.0		ug/L		99	75 - 125
Chromium	4.4	I	100	107		ug/L		102	75 - 125
Copper	1.3	I	100	105		ug/L		104	75 - 125
Iron	640		5000	5590		ug/L		99	75 - 125
Lead	2.0	I	505	481		ug/L		95	75 - 125
Nickel	1.8	U	99.0	105		ug/L		106	75 - 125
Selenium	1.2	U	100	97.7		ug/L		97	75 - 125
Silver	0.39	U	50.0	48.8		ug/L		98	75 - 125
Sodium	5.6		5.05	10.3		mg/L		93	75 - 125
Thallium	0.26	U	50.0	48.2		ug/L		96	75 - 125
Vanadium	8.1	I	99.8	106		ug/L		98	75 - 125
Zinc	10	U	100	103		ug/L		103	75 - 125

Method: 6020B - Metals (ICP/MS) (Continued)

Lab Sample ID: 660-124642-1 MSD
Matrix: Water
Analysis Batch: 748258

Client Sample ID: 2MW-17S
Prep Type: Total Recoverable
Prep Batch: 747957

Analyte	Sample Result	Sample Qualifier	Spike Added	MSD Result	MSD Qualifier	Unit	D	%Rec	%Rec Limits	RPD	RPD Limit
Antimony	0.52	U	50.0	49.3		ug/L		99	75 - 125	2	20
Arsenic	0.86	U	100	103		ug/L		103	75 - 125	3	20
Barium	17		100	122		ug/L		105	75 - 125	3	20
Beryllium	0.42	I	50.0	54.3		ug/L		108	75 - 125	1	20
Cadmium	0.35	I	50.0	50.5		ug/L		100	75 - 125	1	20
Chromium	4.4	I	100	109		ug/L		105	75 - 125	2	20
Copper	1.3	I	100	107		ug/L		106	75 - 125	2	20
Iron	640		5000	5840		ug/L		104	75 - 125	4	20
Lead	2.0	I	505	493		ug/L		97	75 - 125	2	20
Nickel	1.8	U	99.0	108		ug/L		109	75 - 125	3	20
Selenium	1.2	U	100	101		ug/L		101	75 - 125	3	20
Silver	0.39	U	50.0	49.8		ug/L		100	75 - 125	2	20
Sodium	5.6		5.05	10.5		mg/L		98	75 - 125	2	20
Thallium	0.26	U	50.0	49.2		ug/L		98	75 - 125	2	20
Vanadium	8.1	I	99.8	107		ug/L		99	75 - 125	1	20
Zinc	10	U	100	106		ug/L		106	75 - 125	3	20

Lab Sample ID: MB 680-747989/1-A
Matrix: Water
Analysis Batch: 748258

Client Sample ID: Method Blank
Prep Type: Total Recoverable
Prep Batch: 747989

Analyte	MB Result	MB Qualifier	PQL	MDL	Unit	D	Prepared	Analyzed	Dil Fac
Antimony	0.52	U	5.0	0.52	ug/L		10/31/22 14:43	11/01/22 18:33	1
Arsenic	0.86	U	3.0	0.86	ug/L		10/31/22 14:43	11/01/22 18:33	1
Barium	0.89	U	5.0	0.89	ug/L		10/31/22 14:43	11/01/22 18:33	1
Beryllium	0.20	U	0.50	0.20	ug/L		10/31/22 14:43	11/01/22 18:33	1
Cadmium	0.078	U	0.50	0.078	ug/L		10/31/22 14:43	11/01/22 18:33	1
Chromium	2.6	U	5.0	2.6	ug/L		10/31/22 14:43	11/01/22 18:33	1
Cobalt	0.22	U	0.50	0.22	ug/L		10/31/22 14:43	11/01/22 18:33	1
Copper	0.90	U	5.0	0.90	ug/L		10/31/22 14:43	11/01/22 18:33	1
Iron	26	U	100	26	ug/L		10/31/22 14:43	11/01/22 18:33	1
Lead	0.34	U	2.5	0.34	ug/L		10/31/22 14:43	11/01/22 18:33	1
Nickel	1.8	U	5.0	1.8	ug/L		10/31/22 14:43	11/01/22 18:33	1
Selenium	1.2	U	2.5	1.2	ug/L		10/31/22 14:43	11/01/22 18:33	1
Silver	0.39	U	1.0	0.39	ug/L		10/31/22 14:43	11/01/22 18:33	1
Sodium	0.20	U	0.50	0.20	mg/L		10/31/22 14:43	11/01/22 18:33	1
Thallium	0.26	U	1.0	0.26	ug/L		10/31/22 14:43	11/01/22 18:33	1
Vanadium	1.8	U	10	1.8	ug/L		10/31/22 14:43	11/01/22 18:33	1
Zinc	10	U	20	10	ug/L		10/31/22 14:43	11/01/22 18:33	1

Lab Sample ID: LCS 680-747989/2-A
Matrix: Water
Analysis Batch: 748258

Client Sample ID: Lab Control Sample
Prep Type: Total Recoverable
Prep Batch: 747989

Analyte	Spike Added	LCS Result	LCS Qualifier	Unit	D	%Rec	%Rec Limits
Antimony	50.0	48.4		ug/L		97	80 - 120
Arsenic	100	101		ug/L		101	80 - 120
Barium	100	98.4		ug/L		98	80 - 120
Beryllium	50.0	50.3		ug/L		101	80 - 120

Method: 6020B - Metals (ICP/MS) (Continued)

Lab Sample ID: LCS 680-747989/2-A
Matrix: Water
Analysis Batch: 748258

Client Sample ID: Lab Control Sample
Prep Type: Total Recoverable
Prep Batch: 747989

Analyte	Spike Added	LCS Result	LCS Qualifier	Unit	D	%Rec	%Rec Limits
Cadmium	50.0	49.5		ug/L		99	80 - 120
Chromium	100	103		ug/L		103	80 - 120
Copper	100	108		ug/L		108	80 - 120
Iron	5000	5090		ug/L		102	80 - 120
Lead	505	479		ug/L		95	80 - 120
Nickel	99.0	104		ug/L		106	80 - 120
Selenium	100	98.1		ug/L		98	80 - 120
Silver	50.0	51.0		ug/L		102	80 - 120
Sodium	5.05	5.34		mg/L		106	80 - 120
Thallium	50.0	47.9		ug/L		96	80 - 120
Vanadium	99.8	98.1		ug/L		98	80 - 120
Zinc	100	104		ug/L		104	80 - 120

Lab Sample ID: 660-124664-B-7-B MS
Matrix: Water
Analysis Batch: 748258

Client Sample ID: Matrix Spike
Prep Type: Total Recoverable
Prep Batch: 747989

Analyte	Sample Result	Sample Qualifier	Spike Added	MS Result	MS Qualifier	Unit	D	%Rec	%Rec Limits
Antimony	1.5	I	50.0	50.7		ug/L		98	75 - 125
Arsenic	23		100	124		ug/L		101	75 - 125
Barium	36		100	135		ug/L		99	75 - 125
Beryllium	0.20	U	50.0	53.4		ug/L		107	75 - 125
Cadmium	0.080	I	50.0	50.9		ug/L		102	75 - 125
Chromium	2.6	U	100	106		ug/L		106	75 - 125
Copper	1.6	I	100	109		ug/L		108	75 - 125
Iron	11000	J3	5000	16000		ug/L		93	75 - 125
Lead	0.34	U	505	496		ug/L		98	75 - 125
Nickel	1.8	U	99.0	106		ug/L		107	75 - 125
Selenium	1.2	U	100	101		ug/L		101	75 - 125
Silver	0.39	U	50.0	51.7		ug/L		103	75 - 125
Sodium	19		5.05	23.6		mg/L		98	75 - 125
Thallium	0.26	U	50.0	49.6		ug/L		99	75 - 125
Vanadium	14		99.8	113		ug/L		100	75 - 125
Zinc	17	I	100	119		ug/L		102	75 - 125

Lab Sample ID: 660-124664-B-7-C MSD
Matrix: Water
Analysis Batch: 748258

Client Sample ID: Matrix Spike Duplicate
Prep Type: Total Recoverable
Prep Batch: 747989

Analyte	Sample Result	Sample Qualifier	Spike Added	MSD Result	MSD Qualifier	Unit	D	%Rec	%Rec Limits	RPD	RPD Limit
Antimony	1.5	I	50.0	49.9		ug/L		97	75 - 125	1	20
Arsenic	23		100	121		ug/L		98	75 - 125	3	20
Barium	36		100	131		ug/L		95	75 - 125	3	20
Beryllium	0.20	U	50.0	51.0		ug/L		102	75 - 125	5	20
Cadmium	0.080	I	50.0	49.5		ug/L		99	75 - 125	3	20
Chromium	2.6	U	100	102		ug/L		102	75 - 125	3	20
Copper	1.6	I	100	106		ug/L		105	75 - 125	3	20
Iron	11000	J3	5000	14900	J3	ug/L		70	75 - 125	7	20
Lead	0.34	U	505	482		ug/L		95	75 - 125	3	20

Method: 6020B - Metals (ICP/MS) (Continued)

Lab Sample ID: 660-124664-B-7-C MSD — **Client Sample ID: Matrix Spike Duplicate**
Matrix: Water — **Prep Type: Total Recoverable**
Analysis Batch: 748258 — **Prep Batch: 747989**

Analyte	Sample Result	Sample Qualifier	Spike Added	MSD Result	MSD Qualifier	Unit	D	%Rec	%Rec Limits	RPD	RPD Limit
Nickel	1.8	U	99.0	104		ug/L		105	75 - 125	2	20
Selenium	1.2	U	100	98.1		ug/L		98	75 - 125	3	20
Silver	0.39	U	50.0	50.0		ug/L		100	75 - 125	3	20
Sodium	19		5.05	22.6		mg/L		77	75 - 125	4	20
Thallium	0.26	U	50.0	47.9		ug/L		96	75 - 125	3	20
Vanadium	14		99.8	110		ug/L		96	75 - 125	3	20
Zinc	17	I	100	115		ug/L		98	75 - 125	3	20

Lab Sample ID: MB 680-754740/1-A — **Client Sample ID: Method Blank**
Matrix: Water — **Prep Type: Total Recoverable**
Analysis Batch: 755052 — **Prep Batch: 754740**

Analyte	MB Result	MB Qualifier	PQL	MDL	Unit	D	Prepared	Analyzed	Dil Fac
Iron	26	U	100	26	ug/L		12/12/22 14:06	12/13/22 13:49	1

Lab Sample ID: LCS 680-754740/2-A — **Client Sample ID: Lab Control Sample**
Matrix: Water — **Prep Type: Total Recoverable**
Analysis Batch: 755052 — **Prep Batch: 754740**

Analyte	Spike Added	LCS Result	LCS Qualifier	Unit	D	%Rec	%Rec Limits
Iron	5000	5530		ug/L		111	80 - 120

Lab Sample ID: 660-125403-1 MS — **Client Sample ID: 4MW-23**
Matrix: Water — **Prep Type: Total Recoverable**
Analysis Batch: 755052 — **Prep Batch: 754740**

Analyte	Sample Result	Sample Qualifier	Spike Added	MS Result	MS Qualifier	Unit	D	%Rec	%Rec Limits
Iron	790		5000	6170		ug/L		108	75 - 125

Lab Sample ID: 660-125403-1 MSD — **Client Sample ID: 4MW-23**
Matrix: Water — **Prep Type: Total Recoverable**
Analysis Batch: 755052 — **Prep Batch: 754740**

Analyte	Sample Result	Sample Qualifier	Spike Added	MSD Result	MSD Qualifier	Unit	D	%Rec	%Rec Limits	RPD	RPD Limit
Iron	790		5000	6040		ug/L		105	75 - 125	2	20

Method: 7470A - Mercury (CVAA)

Lab Sample ID: MB 680-747653/1-A — **Client Sample ID: Method Blank**
Matrix: Water — **Prep Type: Total/NA**
Analysis Batch: 748008 — **Prep Batch: 747653**

Analyte	MB Result	MB Qualifier	PQL	MDL	Unit	D	Prepared	Analyzed	Dil Fac
Mercury	0.080	U	0.20	0.080	ug/L		10/28/22 16:46	10/31/22 14:09	1

Method: 7470A - Mercury (CVAA) (Continued)

Lab Sample ID: LCS 680-747653/2-A — **Client Sample ID: Lab Control Sample**
Matrix: Water — **Prep Type: Total/NA**
Analysis Batch: 748008 — **Prep Batch: 747653**

Analyte			Spike Added	LCS Result	LCS Qualifier	Unit	D	%Rec	%Rec Limits		
Mercury			2.50	2.30		ug/L		92	80 - 120		

Lab Sample ID: 680-224171-B-10-E MS — **Client Sample ID: Matrix Spike**
Matrix: Water — **Prep Type: Total/NA**
Analysis Batch: 748008 — **Prep Batch: 747653**

Analyte	Sample Result	Sample Qualifier	Spike Added	MS Result	MS Qualifier	Unit	D	%Rec	%Rec Limits		
Mercury	0.080	U J3	1.00	0.584	J3	ug/L		58	80 - 120		

Lab Sample ID: 680-224171-B-10-F MSD — **Client Sample ID: Matrix Spike Duplicate**
Matrix: Water — **Prep Type: Total/NA**
Analysis Batch: 748008 — **Prep Batch: 747653**

Analyte	Sample Result	Sample Qualifier	Spike Added	MSD Result	MSD Qualifier	Unit	D	%Rec	%Rec Limits	RPD	RPD Limit
Mercury	0.080	U J3	1.00	0.583	J3	ug/L		58	80 - 120	0	20

Lab Sample ID: MB 680-748009/1-A — **Client Sample ID: Method Blank**
Matrix: Water — **Prep Type: Total/NA**
Analysis Batch: 748337 — **Prep Batch: 748009**

Analyte	MB Result	MB Qualifier	PQL	MDL	Unit	D	Prepared	Analyzed	Dil Fac
Mercury	0.080	U	0.20	0.080	ug/L		10/31/22 16:05	11/01/22 13:38	1

Lab Sample ID: LCS 680-748009/2-A — **Client Sample ID: Lab Control Sample**
Matrix: Water — **Prep Type: Total/NA**
Analysis Batch: 748337 — **Prep Batch: 748009**

Analyte			Spike Added	LCS Result	LCS Qualifier	Unit	D	%Rec	%Rec Limits		
Mercury			2.50	2.35		ug/L		94	80 - 120		

Lab Sample ID: 660-124642-2 MS — **Client Sample ID: 2MW-19D**
Matrix: Water — **Prep Type: Total/NA**
Analysis Batch: 748337 — **Prep Batch: 748009**

Analyte	Sample Result	Sample Qualifier	Spike Added	MS Result	MS Qualifier	Unit	D	%Rec	%Rec Limits		
Mercury	0.080	U	1.00	0.996		ug/L		100	80 - 120		

Lab Sample ID: 660-124642-2 MSD — **Client Sample ID: 2MW-19D**
Matrix: Water — **Prep Type: Total/NA**
Analysis Batch: 748337 — **Prep Batch: 748009**

Analyte	Sample Result	Sample Qualifier	Spike Added	MSD Result	MSD Qualifier	Unit	D	%Rec	%Rec Limits	RPD	RPD Limit
Mercury	0.080	U	1.00	1.07		ug/L		107	80 - 120	8	20

Method: 2540C-2011 - Total Dissolved Solids (Dried at 180 °C)

Lab Sample ID: MB 660-258283/1 — **Client Sample ID: Method Blank**
Matrix: Water — **Prep Type: Total/NA**
Analysis Batch: 258283

Analyte	MB Result	MB Qualifier	PQL	MDL	Unit	D	Prepared	Analyzed	Dil Fac
Total Dissolved Solids	5.0	U	5.0	5.0	mg/L			10/26/22 09:15	1

Lab Sample ID: LCS 660-258283/2 — **Client Sample ID: Lab Control Sample**
Matrix: Water — **Prep Type: Total/NA**
Analysis Batch: 258283

Analyte	Spike Added	LCS Result	LCS Qualifier	Unit	D	%Rec	%Rec Limits
Total Dissolved Solids	10000	10100		mg/L		101	80 - 120

Lab Sample ID: 660-124598-1 DU — **Client Sample ID: 2MW-27D**
Matrix: Water — **Prep Type: Total/NA**
Analysis Batch: 258283

Analyte	Sample Result	Sample Qualifier	DU Result	DU Qualifier	Unit	D	RPD	RPD Limit
Total Dissolved Solids	400		404		mg/L		0.5	5.0

Lab Sample ID: MB 660-258300/1 — **Client Sample ID: Method Blank**
Matrix: Water — **Prep Type: Total/NA**
Analysis Batch: 258300

Analyte	MB Result	MB Qualifier	PQL	MDL	Unit	D	Prepared	Analyzed	Dil Fac
Total Dissolved Solids	5.0	U	5.0	5.0	mg/L			10/28/22 10:16	1

Lab Sample ID: LCS 660-258300/2 — **Client Sample ID: Lab Control Sample**
Matrix: Water — **Prep Type: Total/NA**
Analysis Batch: 258300

Analyte	Spike Added	LCS Result	LCS Qualifier	Unit	D	%Rec	%Rec Limits
Total Dissolved Solids	10000	10000		mg/L		100	80 - 120

Lab Sample ID: 660-124642-9 DU — **Client Sample ID: 2MW-18D**
Matrix: Water — **Prep Type: Total/NA**
Analysis Batch: 258300

Analyte	Sample Result	Sample Qualifier	DU Result	DU Qualifier	Unit	D	RPD	RPD Limit
Total Dissolved Solids	270		274		mg/L		1	5.0

Lab Sample ID: MB 660-258321/1 — **Client Sample ID: Method Blank**
Matrix: Water — **Prep Type: Total/NA**
Analysis Batch: 258321

Analyte	MB Result	MB Qualifier	PQL	MDL	Unit	D	Prepared	Analyzed	Dil Fac
Total Dissolved Solids	5.0	U	5.0	5.0	mg/L			11/01/22 08:14	1

Lab Sample ID: LCS 660-258321/2 — **Client Sample ID: Lab Control Sample**
Matrix: Water — **Prep Type: Total/NA**
Analysis Batch: 258321

Analyte	Spike Added	LCS Result	LCS Qualifier	Unit	D	%Rec	%Rec Limits
Total Dissolved Solids	10000	10200		mg/L		102	80 - 120

Method: 2540C-2011 - Total Dissolved Solids (Dried at 180 °C)

Lab Sample ID: 660-124672-A-5 DU — **Client Sample ID: Duplicate**
Matrix: Water — **Prep Type: Total/NA**
Analysis Batch: 258321

Analyte	Sample Result	Sample Qualifier		DU Result	DU Qualifier	Unit	D			RPD	RPD Limit
Total Dissolved Solids	570			542		mg/L				5	5.0

Method: 350.1-1993 R2.0 - Nitrogen, Ammonia

Lab Sample ID: MB 680-748023/13 — **Client Sample ID: Method Blank**
Matrix: Water — **Prep Type: Total/NA**
Analysis Batch: 748023

Analyte	MB Result	MB Qualifier	PQL	MDL	Unit	D	Prepared	Analyzed	Dil Fac
Ammonia (as N)	0.10	U	0.25	0.10	mg/L			10/31/22 14:49	1

Lab Sample ID: MB 680-748023/69 — **Client Sample ID: Method Blank**
Matrix: Water — **Prep Type: Total/NA**
Analysis Batch: 748023

Analyte	MB Result	MB Qualifier	PQL	MDL	Unit	D	Prepared	Analyzed	Dil Fac
Ammonia (as N)	0.10	U	0.25	0.10	mg/L			10/31/22 15:38	1

Lab Sample ID: LCS 680-748023/15 — **Client Sample ID: Lab Control Sample**
Matrix: Water — **Prep Type: Total/NA**
Analysis Batch: 748023

Analyte			Spike Added	LCS Result	LCS Qualifier	Unit	D	%Rec	%Rec Limits		
Ammonia (as N)			1.00	0.933		mg/L		93	90 - 110		

Lab Sample ID: LCS 680-748023/70 — **Client Sample ID: Lab Control Sample**
Matrix: Water — **Prep Type: Total/NA**
Analysis Batch: 748023

Analyte			Spike Added	LCS Result	LCS Qualifier	Unit	D	%Rec	%Rec Limits		
Ammonia (as N)			1.00	0.926		mg/L		93	90 - 110		

Lab Sample ID: 660-124598-1 MS — **Client Sample ID: 2MW-27D**
Matrix: Water — **Prep Type: Total/NA**
Analysis Batch: 748023

Analyte	Sample Result	Sample Qualifier	Spike Added	MS Result	MS Qualifier	Unit	D	%Rec	%Rec Limits		
Ammonia (as N)	0.10	U	1.00	0.920		mg/L		92	90 - 110		

Lab Sample ID: 660-124598-1 MSD — **Client Sample ID: 2MW-27D**
Matrix: Water — **Prep Type: Total/NA**
Analysis Batch: 748023

Analyte	Sample Result	Sample Qualifier	Spike Added	MSD Result	MSD Qualifier	Unit	D	%Rec	%Rec Limits	RPD	RPD Limit
Ammonia (as N)	0.10	U	1.00	0.920		mg/L		92	90 - 110	0	30

Method: 350.1-1993 R2.0 - Nitrogen, Ammonia (Continued)

Lab Sample ID: 660-124642-1 MS — **Client Sample ID: 2MW-17S**
Matrix: Water — **Prep Type: Total/NA**
Analysis Batch: 748023

Analyte	Sample Result	Sample Qualifier	Spike Added	MS Result	MS Qualifier	Unit	D	%Rec	%Rec Limits		
Ammonia (as N)	0.10	U J3	1.00	0.871	J3	mg/L		87	90 - 110		

Lab Sample ID: 660-124642-1 MSD — **Client Sample ID: 2MW-17S**
Matrix: Water — **Prep Type: Total/NA**
Analysis Batch: 748023

Analyte	Sample Result	Sample Qualifier	Spike Added	MSD Result	MSD Qualifier	Unit	D	%Rec	%Rec Limits	RPD	RPD Limit
Ammonia (as N)	0.10	U J3	1.00	0.901		mg/L		90	90 - 110	3	30

Lab Sample ID: 660-124642-11 MS — **Client Sample ID: 4MW-14D**
Matrix: Water — **Prep Type: Total/NA**
Analysis Batch: 748023

Analyte	Sample Result	Sample Qualifier	Spike Added	MS Result	MS Qualifier	Unit	D	%Rec	%Rec Limits		
Ammonia (as N)	0.10	U	1.00	0.906		mg/L		91	90 - 110		

Lab Sample ID: 660-124642-11 MSD — **Client Sample ID: 4MW-14D**
Matrix: Water — **Prep Type: Total/NA**
Analysis Batch: 748023

Analyte	Sample Result	Sample Qualifier	Spike Added	MSD Result	MSD Qualifier	Unit	D	%Rec	%Rec Limits	RPD	RPD Limit
Ammonia (as N)	0.10	U	1.00	0.901		mg/L		90	90 - 110	1	30

Lab Sample ID: 660-124675-1 MS — **Client Sample ID: 4MW-5**
Matrix: Water — **Prep Type: Total/NA**
Analysis Batch: 748023

Analyte	Sample Result	Sample Qualifier	Spike Added	MS Result	MS Qualifier	Unit	D	%Rec	%Rec Limits		
Ammonia (as N)	0.10	U	1.00	0.972		mg/L		97	90 - 110		

Lab Sample ID: 660-124675-1 MSD — **Client Sample ID: 4MW-5**
Matrix: Water — **Prep Type: Total/NA**
Analysis Batch: 748023

Analyte	Sample Result	Sample Qualifier	Spike Added	MSD Result	MSD Qualifier	Unit	D	%Rec	%Rec Limits	RPD	RPD Limit
Ammonia (as N)	0.10	U	1.00	0.961		mg/L		96	90 - 110	1	30

QC Association Summary

Client: SCS Engineers
Project/Site: Pasco County LF

Job ID: 660-124598-1

GC/MS VOA

Analysis Batch: 747875

Lab Sample ID	Client Sample ID	Prep Type	Matrix	Method	Prep Batch
660-124598-2	4MW-2	Total/NA	Water	8260D	
660-124598-3	2MW-2	Total/NA	Water	8260D	
660-124598-8	2MW-24D	Total/NA	Water	8260D	
660-124598-10	2MW-25D	Total/NA	Water	8260D	
MB 680-747875/11	Method Blank	Total/NA	Water	8260D	
LCS 680-747875/5	Lab Control Sample	Total/NA	Water	8260D	
LCSD 680-747875/6	Lab Control Sample Dup	Total/NA	Water	8260D	

Analysis Batch: 747886

Lab Sample ID	Client Sample ID	Prep Type	Matrix	Method	Prep Batch
660-124598-4	4MW-11D	Total/NA	Water	8260D	
660-124598-5	4MW-27D	Total/NA	Water	8260D	
660-124598-6	4MW-27	Total/NA	Water	8260D	
660-124598-7	2MW-26D	Total/NA	Water	8260D	
660-124598-9	2MW-24S	Total/NA	Water	8260D	
MB 680-747886/8	Method Blank	Total/NA	Water	8260D	
LCS 680-747886/4	Lab Control Sample	Total/NA	Water	8260D	
LCSD 680-747886/5	Lab Control Sample Dup	Total/NA	Water	8260D	

Analysis Batch: 748060

Lab Sample ID	Client Sample ID	Prep Type	Matrix	Method	Prep Batch
660-124642-6	4MW-21	Total/NA	Water	8260D	
660-124642-7	4MW-6	Total/NA	Water	8260D	
660-124642-8	4MW-4	Total/NA	Water	8260D	
660-124642-9	2MW-18D	Total/NA	Water	8260D	
660-124642-10	4MW-12D	Total/NA	Water	8260D	
MB 680-748060/9	Method Blank	Total/NA	Water	8260D	
LCS 680-748060/5	Lab Control Sample	Total/NA	Water	8260D	
LCSD 680-748060/6	Lab Control Sample Dup	Total/NA	Water	8260D	

Analysis Batch: 748065

Lab Sample ID	Client Sample ID	Prep Type	Matrix	Method	Prep Batch
660-124642-1	2MW-17S	Total/NA	Water	8260D	
660-124642-2	2MW-19D	Total/NA	Water	8260D	
660-124642-3	2MW-15DA	Total/NA	Water	8260D	
660-124642-4	4MW-23	Total/NA	Water	8260D	
660-124642-5	4MW-22	Total/NA	Water	8260D	
MB 680-748065/9	Method Blank	Total/NA	Water	8260D	
LCS 680-748065/5	Lab Control Sample	Total/NA	Water	8260D	
LCSD 680-748065/6	Lab Control Sample Dup	Total/NA	Water	8260D	

Analysis Batch: 748268

Lab Sample ID	Client Sample ID	Prep Type	Matrix	Method	Prep Batch
660-124642-11	4MW-14D	Total/NA	Water	8260D	
MB 680-748268/9	Method Blank	Total/NA	Water	8260D	
LCS 680-748268/5	Lab Control Sample	Total/NA	Water	8260D	
LCSD 680-748268/6	Lab Control Sample Dup	Total/NA	Water	8260D	
680-223701-C-60 MS	Matrix Spike	Total/NA	Water	8260D	
680-223701-C-60 MSD	Matrix Spike Duplicate	Total/NA	Water	8260D	

QC Association Summary

Client: SCS Engineers
Project/Site: Pasco County LF

Job ID: 660-124598-1

GC/MS VOA

Analysis Batch: 748279

Lab Sample ID	Client Sample ID	Prep Type	Matrix	Method	Prep Batch
660-124675-1	4MW-5	Total/NA	Water	8260D	
660-124675-2	4MW-3A	Total/NA	Water	8260D	
660-124675-3	4MW-9	Total/NA	Water	8260D	
660-124675-4	4MW-8	Total/NA	Water	8260D	
660-124675-5	4MW-7	Total/NA	Water	8260D	
MB 680-748279/9	Method Blank	Total/NA	Water	8260D	
LCS 680-748279/5	Lab Control Sample	Total/NA	Water	8260D	
LCSD 680-748279/6	Lab Control Sample Dup	Total/NA	Water	8260D	

Leach Batch: 753992

Lab Sample ID	Client Sample ID	Prep Type	Matrix	Method	Prep Batch
LB 680-753992/1-A	Method Blank	Total/NA	Water	1311	
680-226778-B-2-A MS	Matrix Spike	TCLP	Water	1311	
680-226778-B-2-A MSD	Matrix Spike Duplicate	TCLP	Water	1311	

Analysis Batch: 754364

Lab Sample ID	Client Sample ID	Prep Type	Matrix	Method	Prep Batch
660-125404-1	2MW-27D	Total/NA	Water	8260D	
LB 680-753992/1-A	Method Blank	Total/NA	Water	8260D	753992
MB 680-754364/8	Method Blank	Total/NA	Water	8260D	
LCS 680-754364/4	Lab Control Sample	Total/NA	Water	8260D	
LCSD 680-754364/5	Lab Control Sample Dup	Total/NA	Water	8260D	
680-226778-B-2-A MS	Matrix Spike	TCLP	Water	8260D	753992
680-226778-B-2-A MSD	Matrix Spike Duplicate	TCLP	Water	8260D	753992

GC Semi VOA

Prep Batch: 747936

Lab Sample ID	Client Sample ID	Prep Type	Matrix	Method	Prep Batch
660-124642-7	4MW-6	Total/NA	Water	8011	
660-124642-8	4MW-4	Total/NA	Water	8011	
660-124642-9	2MW-18D	Total/NA	Water	8011	
660-124642-10	4MW-12D	Total/NA	Water	8011	
660-124642-11	4MW-14D	Total/NA	Water	8011	
MB 680-747936/3-A	Method Blank	Total/NA	Water	8011	
LCS 680-747936/4-A	Lab Control Sample	Total/NA	Water	8011	
LCSD 680-747936/5-A	Lab Control Sample Dup	Total/NA	Water	8011	
660-124642-8 MS	4MW-4	Total/NA	Water	8011	
660-124642-8 MSD	4MW-4	Total/NA	Water	8011	

Analysis Batch: 747998

Lab Sample ID	Client Sample ID	Prep Type	Matrix	Method	Prep Batch
660-124642-7	4MW-6	Total/NA	Water	8011	747936
660-124642-8	4MW-4	Total/NA	Water	8011	747936
660-124642-9	2MW-18D	Total/NA	Water	8011	747936
660-124642-10	4MW-12D	Total/NA	Water	8011	747936
660-124642-11	4MW-14D	Total/NA	Water	8011	747936
MB 680-747936/3-A	Method Blank	Total/NA	Water	8011	747936
LCS 680-747936/4-A	Lab Control Sample	Total/NA	Water	8011	747936
LCSD 680-747936/5-A	Lab Control Sample Dup	Total/NA	Water	8011	747936
660-124642-8 MS	4MW-4	Total/NA	Water	8011	747936

GC Semi VOA (Continued)

Analysis Batch: 747998 (Continued)

Lab Sample ID	Client Sample ID	Prep Type	Matrix	Method	Prep Batch
660-124642-8 MSD	4MW-4	Total/NA	Water	8011	747936

Prep Batch: 748111

Lab Sample ID	Client Sample ID	Prep Type	Matrix	Method	Prep Batch
660-124598-1	2MW-27D	Total/NA	Water	8011	
660-124598-2	4MW-2	Total/NA	Water	8011	
660-124598-3	2MW-2	Total/NA	Water	8011	
660-124598-4	4MW-11D	Total/NA	Water	8011	
660-124598-5	4MW-27D	Total/NA	Water	8011	
660-124598-6	4MW-27	Total/NA	Water	8011	
660-124598-7	2MW-26D	Total/NA	Water	8011	
660-124598-8	2MW-24D	Total/NA	Water	8011	
660-124598-9	2MW-24S	Total/NA	Water	8011	
660-124598-10	2MW-25D	Total/NA	Water	8011	
660-124642-1	2MW-17S	Total/NA	Water	8011	
660-124642-2	2MW-19D	Total/NA	Water	8011	
660-124642-3	2MW-15DA	Total/NA	Water	8011	
660-124642-4	4MW-23	Total/NA	Water	8011	
660-124642-5	4MW-22	Total/NA	Water	8011	
660-124642-6	4MW-21	Total/NA	Water	8011	
MB 680-748111/3-A	Method Blank	Total/NA	Water	8011	
LCS 680-748111/4-A	Lab Control Sample	Total/NA	Water	8011	
LCSD 680-748111/5-A	Lab Control Sample Dup	Total/NA	Water	8011	
660-124598-8 MS	2MW-24D	Total/NA	Water	8011	
660-124598-8 MSD	2MW-24D	Total/NA	Water	8011	
680-224233-B-1-A MS	Matrix Spike	Total/NA	Water	8011	

Analysis Batch: 748164

Lab Sample ID	Client Sample ID	Prep Type	Matrix	Method	Prep Batch
660-124598-1	2MW-27D	Total/NA	Water	8011	748111
660-124598-2	4MW-2	Total/NA	Water	8011	748111
660-124598-3	2MW-2	Total/NA	Water	8011	748111
660-124598-4	4MW-11D	Total/NA	Water	8011	748111
660-124598-5	4MW-27D	Total/NA	Water	8011	748111
660-124598-6	4MW-27	Total/NA	Water	8011	748111
660-124598-7	2MW-26D	Total/NA	Water	8011	748111
660-124598-8	2MW-24D	Total/NA	Water	8011	748111
660-124598-9	2MW-24S	Total/NA	Water	8011	748111
660-124598-10	2MW-25D	Total/NA	Water	8011	748111
660-124642-1	2MW-17S	Total/NA	Water	8011	748111
660-124642-2	2MW-19D	Total/NA	Water	8011	748111
660-124642-3	2MW-15DA	Total/NA	Water	8011	748111
660-124642-4	4MW-23	Total/NA	Water	8011	748111
660-124642-5	4MW-22	Total/NA	Water	8011	748111
660-124642-6	4MW-21	Total/NA	Water	8011	748111
MB 680-748111/3-A	Method Blank	Total/NA	Water	8011	748111
LCS 680-748111/4-A	Lab Control Sample	Total/NA	Water	8011	748111
LCSD 680-748111/5-A	Lab Control Sample Dup	Total/NA	Water	8011	748111
660-124598-8 MS	2MW-24D	Total/NA	Water	8011	748111
660-124598-8 MSD	2MW-24D	Total/NA	Water	8011	748111
680-224233-B-1-A MS	Matrix Spike	Total/NA	Water	8011	748111

QC Association Summary

Client: SCS Engineers
Project/Site: Pasco County LF

Job ID: 660-124598-1

GC Semi VOA

Prep Batch: 748314

Lab Sample ID	Client Sample ID	Prep Type	Matrix	Method	Prep Batch
660-124675-1	4MW-5	Total/NA	Water	8011	
660-124675-2	4MW-3A	Total/NA	Water	8011	
660-124675-3	4MW-9	Total/NA	Water	8011	
660-124675-4	4MW-8	Total/NA	Water	8011	
660-124675-5	4MW-7	Total/NA	Water	8011	
MB 680-748314/3-A	Method Blank	Total/NA	Water	8011	
LCS 680-748314/4-A	Lab Control Sample	Total/NA	Water	8011	
LCSD 680-748314/5-A	Lab Control Sample Dup	Total/NA	Water	8011	
660-124675-3 MS	4MW-9	Total/NA	Water	8011	
680-224275-F-23-B MSD	Matrix Spike Duplicate	Total/NA	Water	8011	

Analysis Batch: 748463

Lab Sample ID	Client Sample ID	Prep Type	Matrix	Method	Prep Batch
660-124675-1	4MW-5	Total/NA	Water	8011	748314
660-124675-2	4MW-3A	Total/NA	Water	8011	748314
660-124675-3	4MW-9	Total/NA	Water	8011	748314
660-124675-4	4MW-8	Total/NA	Water	8011	748314
660-124675-5	4MW-7	Total/NA	Water	8011	748314
MB 680-748314/3-A	Method Blank	Total/NA	Water	8011	748314
LCS 680-748314/4-A	Lab Control Sample	Total/NA	Water	8011	748314
LCSD 680-748314/5-A	Lab Control Sample Dup	Total/NA	Water	8011	748314
660-124675-3 MS	4MW-9	Total/NA	Water	8011	748314
680-224275-F-23-B MSD	Matrix Spike Duplicate	Total/NA	Water	8011	748314

HPLC/IC

Analysis Batch: 749714

Lab Sample ID	Client Sample ID	Prep Type	Matrix	Method	Prep Batch
660-124642-1	2MW-17S	Total/NA	Water	300.0-1993 R2.1	
660-124642-2	2MW-19D	Total/NA	Water	300.0-1993 R2.1	
660-124642-3	2MW-15DA	Total/NA	Water	300.0-1993 R2.1	
660-124642-4	4MW-23	Total/NA	Water	300.0-1993 R2.1	
660-124642-5	4MW-22	Total/NA	Water	300.0-1993 R2.1	
660-124642-6	4MW-21	Total/NA	Water	300.0-1993 R2.1	
660-124642-7	4MW-6	Total/NA	Water	300.0-1993 R2.1	
660-124642-8	4MW-4	Total/NA	Water	300.0-1993 R2.1	
660-124642-9	2MW-18D	Total/NA	Water	300.0-1993 R2.1	
660-124642-10	4MW-12D	Total/NA	Water	300.0-1993 R2.1	
660-124642-11	4MW-14D	Total/NA	Water	300.0-1993 R2.1	
MB 680-749714/2	Method Blank	Total/NA	Water	300.0-1993 R2.1	
LCS 680-749714/3	Lab Control Sample	Total/NA	Water	300.0-1993 R2.1	
LCSD 680-749714/4	Lab Control Sample Dup	Total/NA	Water	300.0-1993 R2.1	
660-124642-4 MS	4MW-23	Total/NA	Water	300.0-1993 R2.1	
660-124642-4 MSD	4MW-23	Total/NA	Water	300.0-1993 R2.1	
660-124662-C-10 MS	Matrix Spike	Total/NA	Water	300.0-1993 R2.1	
660-124662-C-10 MSD	Matrix Spike Duplicate	Total/NA	Water	300.0-1993 R2.1	

Analysis Batch: 749977

Lab Sample ID	Client Sample ID	Prep Type	Matrix	Method	Prep Batch
660-124598-1	2MW-27D	Total/NA	Water	300.0-1993 R2.1	
660-124598-2	4MW-2	Total/NA	Water	300.0-1993 R2.1	

HPLC/IC (Continued)

Analysis Batch: 749977 (Continued)

Lab Sample ID	Client Sample ID	Prep Type	Matrix	Method	Prep Batch
660-124598-3	2MW-2	Total/NA	Water	300.0-1993 R2.1	
660-124598-4	4MW-11D	Total/NA	Water	300.0-1993 R2.1	
660-124598-5	4MW-27D	Total/NA	Water	300.0-1993 R2.1	
660-124598-6	4MW-27	Total/NA	Water	300.0-1993 R2.1	
660-124598-7	2MW-26D	Total/NA	Water	300.0-1993 R2.1	
660-124598-8	2MW-24D	Total/NA	Water	300.0-1993 R2.1	
660-124598-9	2MW-24S	Total/NA	Water	300.0-1993 R2.1	
660-124598-10	2MW-25D	Total/NA	Water	300.0-1993 R2.1	
660-124675-1	4MW-5	Total/NA	Water	300.0-1993 R2.1	
660-124675-2	4MW-3A	Total/NA	Water	300.0-1993 R2.1	
660-124675-3	4MW-9	Total/NA	Water	300.0-1993 R2.1	
660-124675-4	4MW-8	Total/NA	Water	300.0-1993 R2.1	
660-124675-5	4MW-7	Total/NA	Water	300.0-1993 R2.1	
MB 680-749977/2	Method Blank	Total/NA	Water	300.0-1993 R2.1	
LCS 680-749977/3	Lab Control Sample	Total/NA	Water	300.0-1993 R2.1	
LCSD 680-749977/4	Lab Control Sample Dup	Total/NA	Water	300.0-1993 R2.1	
660-124598-1 MS	2MW-27D	Total/NA	Water	300.0-1993 R2.1	
660-124598-1 MSD	2MW-27D	Total/NA	Water	300.0-1993 R2.1	
660-124675-1 MS	4MW-5	Total/NA	Water	300.0-1993 R2.1	
660-124675-1 MSD	4MW-5	Total/NA	Water	300.0-1993 R2.1	

Metals

Prep Batch: 747483

Lab Sample ID	Client Sample ID	Prep Type	Matrix	Method	Prep Batch
660-124598-4	4MW-11D	Total Recoverable	Water	3005A	
660-124598-6	4MW-27	Total Recoverable	Water	3005A	
660-124598-8	2MW-24D	Total Recoverable	Water	3005A	
MB 680-747483/1-A	Method Blank	Total Recoverable	Water	3005A	
LCS 680-747483/2-A	Lab Control Sample	Total Recoverable	Water	3005A	
680-224114-A-9-E MS	Matrix Spike	Total Recoverable	Water	3005A	
680-224114-A-9-F MSD	Matrix Spike Duplicate	Total Recoverable	Water	3005A	

Prep Batch: 747533

Lab Sample ID	Client Sample ID	Prep Type	Matrix	Method	Prep Batch
660-124598-1	2MW-27D	Total Recoverable	Water	3005A	
660-124598-2	4MW-2	Total Recoverable	Water	3005A	
660-124598-9	2MW-24S	Total Recoverable	Water	3005A	
MB 680-747533/1-A	Method Blank	Total Recoverable	Water	3005A	
LCS 680-747533/2-A	Lab Control Sample	Total Recoverable	Water	3005A	
660-124598-9 MS	2MW-24S	Total Recoverable	Water	3005A	
660-124598-9 MSD	2MW-24S	Total Recoverable	Water	3005A	

Prep Batch: 747619

Lab Sample ID	Client Sample ID	Prep Type	Matrix	Method	Prep Batch
660-124598-3	2MW-2	Total Recoverable	Water	3005A	
660-124598-5	4MW-27D	Total Recoverable	Water	3005A	
660-124598-7	2MW-26D	Total Recoverable	Water	3005A	
660-124598-10	2MW-25D	Total Recoverable	Water	3005A	
MB 680-747619/1-A	Method Blank	Total Recoverable	Water	3005A	
LCS 680-747619/2-A	Lab Control Sample	Total Recoverable	Water	3005A	

Metals (Continued)

Prep Batch: 747619 (Continued)

Lab Sample ID	Client Sample ID	Prep Type	Matrix	Method	Prep Batch
660-124602-F-15-E MS	Matrix Spike	Total Recoverable	Water	3005A	
660-124602-F-15-F MSD	Matrix Spike Duplicate	Total Recoverable	Water	3005A	

Prep Batch: 747653

Lab Sample ID	Client Sample ID	Prep Type	Matrix	Method	Prep Batch
660-124598-1	2MW-27D	Total/NA	Water	7470A	
660-124598-2	4MW-2	Total/NA	Water	7470A	
660-124598-3	2MW-2	Total/NA	Water	7470A	
660-124598-4	4MW-11D	Total/NA	Water	7470A	
660-124598-5	4MW-27D	Total/NA	Water	7470A	
660-124598-6	4MW-27	Total/NA	Water	7470A	
660-124598-7	2MW-26D	Total/NA	Water	7470A	
660-124598-8	2MW-24D	Total/NA	Water	7470A	
660-124598-9	2MW-24S	Total/NA	Water	7470A	
660-124598-10	2MW-25D	Total/NA	Water	7470A	
MB 680-747653/1-A	Method Blank	Total/NA	Water	7470A	
LCS 680-747653/2-A	Lab Control Sample	Total/NA	Water	7470A	
680-224171-B-10-E MS	Matrix Spike	Total/NA	Water	7470A	
680-224171-B-10-F MSD	Matrix Spike Duplicate	Total/NA	Water	7470A	

Analysis Batch: 747740

Lab Sample ID	Client Sample ID	Prep Type	Matrix	Method	Prep Batch
660-124598-4	4MW-11D	Total Recoverable	Water	6020B	747483
660-124598-6	4MW-27	Total Recoverable	Water	6020B	747483
660-124598-8	2MW-24D	Total Recoverable	Water	6020B	747483
MB 680-747483/1-A	Method Blank	Total Recoverable	Water	6020B	747483
LCS 680-747483/2-A	Lab Control Sample	Total Recoverable	Water	6020B	747483
680-224114-A-9-E MS	Matrix Spike	Total Recoverable	Water	6020B	747483
680-224114-A-9-F MSD	Matrix Spike Duplicate	Total Recoverable	Water	6020B	747483

Prep Batch: 747957

Lab Sample ID	Client Sample ID	Prep Type	Matrix	Method	Prep Batch
660-124642-1	2MW-17S	Total Recoverable	Water	3005A	
660-124642-2	2MW-19D	Total Recoverable	Water	3005A	
660-124642-3	2MW-15DA	Total Recoverable	Water	3005A	
660-124642-4	4MW-23	Total Recoverable	Water	3005A	
660-124642-5	4MW-22	Total Recoverable	Water	3005A	
660-124642-6	4MW-21	Total Recoverable	Water	3005A	
660-124642-7	4MW-6	Total Recoverable	Water	3005A	
660-124642-8	4MW-4	Total Recoverable	Water	3005A	
660-124642-9	2MW-18D	Total Recoverable	Water	3005A	
660-124642-10	4MW-12D	Total Recoverable	Water	3005A	
660-124642-11	4MW-14D	Total Recoverable	Water	3005A	
MB 680-747957/1-A	Method Blank	Total Recoverable	Water	3005A	
LCS 680-747957/2-A	Lab Control Sample	Total Recoverable	Water	3005A	
660-124642-1 MS	2MW-17S	Total Recoverable	Water	3005A	
660-124642-1 MSD	2MW-17S	Total Recoverable	Water	3005A	

Prep Batch: 747989

Lab Sample ID	Client Sample ID	Prep Type	Matrix	Method	Prep Batch
660-124675-1	4MW-5	Total Recoverable	Water	3005A	

Metals (Continued)

Prep Batch: 747989 (Continued)

Lab Sample ID	Client Sample ID	Prep Type	Matrix	Method	Prep Batch
660-124675-2	4MW-3A	Total Recoverable	Water	3005A	
660-124675-3	4MW-9	Total Recoverable	Water	3005A	
660-124675-4	4MW-8	Total Recoverable	Water	3005A	
660-124675-5	4MW-7	Total Recoverable	Water	3005A	
MB 680-747989/1-A	Method Blank	Total Recoverable	Water	3005A	
LCS 680-747989/2-A	Lab Control Sample	Total Recoverable	Water	3005A	
660-124664-B-7-B MS	Matrix Spike	Total Recoverable	Water	3005A	
660-124664-B-7-C MSD	Matrix Spike Duplicate	Total Recoverable	Water	3005A	

Analysis Batch: 748008

Lab Sample ID	Client Sample ID	Prep Type	Matrix	Method	Prep Batch
660-124598-1	2MW-27D	Total/NA	Water	7470A	747653
660-124598-2	4MW-2	Total/NA	Water	7470A	747653
660-124598-3	2MW-2	Total/NA	Water	7470A	747653
660-124598-4	4MW-11D	Total/NA	Water	7470A	747653
660-124598-5	4MW-27D	Total/NA	Water	7470A	747653
660-124598-6	4MW-27	Total/NA	Water	7470A	747653
660-124598-7	2MW-26D	Total/NA	Water	7470A	747653
660-124598-8	2MW-24D	Total/NA	Water	7470A	747653
660-124598-9	2MW-24S	Total/NA	Water	7470A	747653
660-124598-10	2MW-25D	Total/NA	Water	7470A	747653
MB 680-747653/1-A	Method Blank	Total/NA	Water	7470A	747653
LCS 680-747653/2-A	Lab Control Sample	Total/NA	Water	7470A	747653
680-224171-B-10-E MS	Matrix Spike	Total/NA	Water	7470A	747653
680-224171-B-10-F MSD	Matrix Spike Duplicate	Total/NA	Water	7470A	747653

Prep Batch: 748009

Lab Sample ID	Client Sample ID	Prep Type	Matrix	Method	Prep Batch
660-124642-1	2MW-17S	Total/NA	Water	7470A	
660-124642-2	2MW-19D	Total/NA	Water	7470A	
660-124642-3	2MW-15DA	Total/NA	Water	7470A	
660-124642-4	4MW-23	Total/NA	Water	7470A	
660-124642-5	4MW-22	Total/NA	Water	7470A	
660-124642-6	4MW-21	Total/NA	Water	7470A	
660-124642-7	4MW-6	Total/NA	Water	7470A	
660-124642-8	4MW-4	Total/NA	Water	7470A	
660-124642-9	2MW-18D	Total/NA	Water	7470A	
660-124642-10	4MW-12D	Total/NA	Water	7470A	
660-124642-11	4MW-14D	Total/NA	Water	7470A	
660-124675-1	4MW-5	Total/NA	Water	7470A	
660-124675-2	4MW-3A	Total/NA	Water	7470A	
660-124675-3	4MW-9	Total/NA	Water	7470A	
660-124675-4	4MW-8	Total/NA	Water	7470A	
660-124675-5	4MW-7	Total/NA	Water	7470A	
MB 680-748009/1-A	Method Blank	Total/NA	Water	7470A	
LCS 680-748009/2-A	Lab Control Sample	Total/NA	Water	7470A	
660-124642-2 MS	2MW-19D	Total/NA	Water	7470A	
660-124642-2 MSD	2MW-19D	Total/NA	Water	7470A	

QC Association Summary

Client: SCS Engineers
Project/Site: Pasco County LF

Job ID: 660-124598-1

Metals

Analysis Batch: 748115

Lab Sample ID	Client Sample ID	Prep Type	Matrix	Method	Prep Batch
660-124598-1	2MW-27D	Total Recoverable	Water	6020B	747533
660-124598-2	4MW-2	Total Recoverable	Water	6020B	747533
660-124598-3	2MW-2	Total Recoverable	Water	6020B	747619
660-124598-5	4MW-27D	Total Recoverable	Water	6020B	747619
660-124598-7	2MW-26D	Total Recoverable	Water	6020B	747619
660-124598-9	2MW-24S	Total Recoverable	Water	6020B	747533
660-124598-10	2MW-25D	Total Recoverable	Water	6020B	747619
MB 680-747533/1-A	Method Blank	Total Recoverable	Water	6020B	747533
MB 680-747619/1-A	Method Blank	Total Recoverable	Water	6020B	747619
LCS 680-747533/2-A	Lab Control Sample	Total Recoverable	Water	6020B	747533
LCS 680-747619/2-A	Lab Control Sample	Total Recoverable	Water	6020B	747619
660-124598-9 MS	2MW-24S	Total Recoverable	Water	6020B	747533
660-124598-9 MSD	2MW-24S	Total Recoverable	Water	6020B	747533
660-124602-F-15-E MS	Matrix Spike	Total Recoverable	Water	6020B	747619
660-124602-F-15-F MSD	Matrix Spike Duplicate	Total Recoverable	Water	6020B	747619

Analysis Batch: 748258

Lab Sample ID	Client Sample ID	Prep Type	Matrix	Method	Prep Batch
660-124642-1	2MW-17S	Total Recoverable	Water	6020B	747957
660-124642-2	2MW-19D	Total Recoverable	Water	6020B	747957
660-124642-3	2MW-15DA	Total Recoverable	Water	6020B	747957
660-124642-4	4MW-23	Total Recoverable	Water	6020B	747957
660-124642-5	4MW-22	Total Recoverable	Water	6020B	747957
660-124642-6	4MW-21	Total Recoverable	Water	6020B	747957
660-124642-7	4MW-6	Total Recoverable	Water	6020B	747957
660-124642-8	4MW-4	Total Recoverable	Water	6020B	747957
660-124642-9	2MW-18D	Total Recoverable	Water	6020B	747957
660-124642-10	4MW-12D	Total Recoverable	Water	6020B	747957
660-124642-11	4MW-14D	Total Recoverable	Water	6020B	747957
660-124675-1	4MW-5	Total Recoverable	Water	6020B	747989
660-124675-2	4MW-3A	Total Recoverable	Water	6020B	747989
660-124675-3	4MW-9	Total Recoverable	Water	6020B	747989
660-124675-4	4MW-8	Total Recoverable	Water	6020B	747989
660-124675-5	4MW-7	Total Recoverable	Water	6020B	747989
MB 680-747957/1-A	Method Blank	Total Recoverable	Water	6020B	747957
MB 680-747989/1-A	Method Blank	Total Recoverable	Water	6020B	747989
LCS 680-747957/2-A	Lab Control Sample	Total Recoverable	Water	6020B	747957
LCS 680-747989/2-A	Lab Control Sample	Total Recoverable	Water	6020B	747989
660-124642-1 MS	2MW-17S	Total Recoverable	Water	6020B	747957
660-124642-1 MSD	2MW-17S	Total Recoverable	Water	6020B	747957
660-124664-B-7-B MS	Matrix Spike	Total Recoverable	Water	6020B	747989
660-124664-B-7-C MSD	Matrix Spike Duplicate	Total Recoverable	Water	6020B	747989

Analysis Batch: 748337

Lab Sample ID	Client Sample ID	Prep Type	Matrix	Method	Prep Batch
660-124642-1	2MW-17S	Total/NA	Water	7470A	748009
660-124642-2	2MW-19D	Total/NA	Water	7470A	748009
660-124642-3	2MW-15DA	Total/NA	Water	7470A	748009
660-124642-4	4MW-23	Total/NA	Water	7470A	748009
660-124642-5	4MW-22	Total/NA	Water	7470A	748009
660-124642-6	4MW-21	Total/NA	Water	7470A	748009

Metals (Continued)

Analysis Batch: 748337 (Continued)

Lab Sample ID	Client Sample ID	Prep Type	Matrix	Method	Prep Batch
660-124642-7	4MW-6	Total/NA	Water	7470A	748009
660-124642-8	4MW-4	Total/NA	Water	7470A	748009
660-124642-9	2MW-18D	Total/NA	Water	7470A	748009
660-124642-10	4MW-12D	Total/NA	Water	7470A	748009
660-124642-11	4MW-14D	Total/NA	Water	7470A	748009
660-124675-1	4MW-5	Total/NA	Water	7470A	748009
660-124675-2	4MW-3A	Total/NA	Water	7470A	748009
660-124675-3	4MW-9	Total/NA	Water	7470A	748009
660-124675-4	4MW-8	Total/NA	Water	7470A	748009
660-124675-5	4MW-7	Total/NA	Water	7470A	748009
MB 680-748009/1-A	Method Blank	Total/NA	Water	7470A	748009
LCS 680-748009/2-A	Lab Control Sample	Total/NA	Water	7470A	748009
660-124642-2 MS	2MW-19D	Total/NA	Water	7470A	748009
660-124642-2 MSD	2MW-19D	Total/NA	Water	7470A	748009

Prep Batch: 754740

Lab Sample ID	Client Sample ID	Prep Type	Matrix	Method	Prep Batch
660-125403-1	4MW-23	Total Recoverable	Water	3005A	
660-125403-2	2MW-26D	Total Recoverable	Water	3005A	
660-125403-3	2MW-17S	Total Recoverable	Water	3005A	
MB 680-754740/1-A	Method Blank	Total Recoverable	Water	3005A	
LCS 680-754740/2-A	Lab Control Sample	Total Recoverable	Water	3005A	
660-125403-1 MS	4MW-23	Total Recoverable	Water	3005A	
660-125403-1 MSD	4MW-23	Total Recoverable	Water	3005A	

Analysis Batch: 755052

Lab Sample ID	Client Sample ID	Prep Type	Matrix	Method	Prep Batch
660-125403-1	4MW-23	Total Recoverable	Water	6020B	754740
660-125403-2	2MW-26D	Total Recoverable	Water	6020B	754740
660-125403-3	2MW-17S	Total Recoverable	Water	6020B	754740
MB 680-754740/1-A	Method Blank	Total Recoverable	Water	6020B	754740
LCS 680-754740/2-A	Lab Control Sample	Total Recoverable	Water	6020B	754740
660-125403-1 MS	4MW-23	Total Recoverable	Water	6020B	754740
660-125403-1 MSD	4MW-23	Total Recoverable	Water	6020B	754740

General Chemistry

Analysis Batch: 258283

Lab Sample ID	Client Sample ID	Prep Type	Matrix	Method	Prep Batch
660-124598-1	2MW-27D	Total/NA	Water	2540C-2011	
660-124598-2	4MW-2	Total/NA	Water	2540C-2011	
660-124598-3	2MW-2	Total/NA	Water	2540C-2011	
660-124598-4	4MW-11D	Total/NA	Water	2540C-2011	
660-124598-5	4MW-27D	Total/NA	Water	2540C-2011	
660-124598-6	4MW-27	Total/NA	Water	2540C-2011	
660-124598-7	2MW-26D	Total/NA	Water	2540C-2011	
660-124598-8	2MW-24D	Total/NA	Water	2540C-2011	
660-124598-9	2MW-24S	Total/NA	Water	2540C-2011	
660-124598-10	2MW-25D	Total/NA	Water	2540C-2011	
MB 660-258283/1	Method Blank	Total/NA	Water	2540C-2011	
LCS 660-258283/2	Lab Control Sample	Total/NA	Water	2540C-2011	

General Chemistry (Continued)

Analysis Batch: 258283 (Continued)

Lab Sample ID	Client Sample ID	Prep Type	Matrix	Method	Prep Batch
660-124598-1 DU	2MW-27D	Total/NA	Water	2540C-2011	

Analysis Batch: 258300

Lab Sample ID	Client Sample ID	Prep Type	Matrix	Method	Prep Batch
660-124642-1	2MW-17S	Total/NA	Water	2540C-2011	
660-124642-2	2MW-19D	Total/NA	Water	2540C-2011	
660-124642-3	2MW-15DA	Total/NA	Water	2540C-2011	
660-124642-4	4MW-23	Total/NA	Water	2540C-2011	
660-124642-5	4MW-22	Total/NA	Water	2540C-2011	
660-124642-6	4MW-21	Total/NA	Water	2540C-2011	
660-124642-7	4MW-6	Total/NA	Water	2540C-2011	
660-124642-8	4MW-4	Total/NA	Water	2540C-2011	
660-124642-9	2MW-18D	Total/NA	Water	2540C-2011	
660-124642-10	4MW-12D	Total/NA	Water	2540C-2011	
660-124642-11	4MW-14D	Total/NA	Water	2540C-2011	
MB 660-258300/1	Method Blank	Total/NA	Water	2540C-2011	
LCS 660-258300/2	Lab Control Sample	Total/NA	Water	2540C-2011	
660-124642-9 DU	2MW-18D	Total/NA	Water	2540C-2011	

Analysis Batch: 258321

Lab Sample ID	Client Sample ID	Prep Type	Matrix	Method	Prep Batch
660-124675-1	4MW-5	Total/NA	Water	2540C-2011	
660-124675-2	4MW-3A	Total/NA	Water	2540C-2011	
660-124675-3	4MW-9	Total/NA	Water	2540C-2011	
660-124675-4	4MW-8	Total/NA	Water	2540C-2011	
660-124675-5	4MW-7	Total/NA	Water	2540C-2011	
MB 660-258321/1	Method Blank	Total/NA	Water	2540C-2011	
LCS 660-258321/2	Lab Control Sample	Total/NA	Water	2540C-2011	
660-124672-A-5 DU	Duplicate	Total/NA	Water	2540C-2011	

Analysis Batch: 258345

Lab Sample ID	Client Sample ID	Prep Type	Matrix	Method	Prep Batch
660-124598-5	4MW-27D	Total/NA	Water	353.2	
660-124598-6	4MW-27	Total/NA	Water	353.2	
660-124598-7	2MW-26D	Total/NA	Water	353.2	
660-124598-8	2MW-24D	Total/NA	Water	353.2	
660-124598-9	2MW-24S	Total/NA	Water	353.2	
660-124598-10	2MW-25D	Total/NA	Water	353.2	
660-124642-1	2MW-17S	Total/NA	Water	353.2	
660-124642-2	2MW-19D	Total/NA	Water	353.2	
660-124642-3	2MW-15DA	Total/NA	Water	353.2	
660-124642-4	4MW-23	Total/NA	Water	353.2	
660-124642-5	4MW-22	Total/NA	Water	353.2	
660-124642-6	4MW-21	Total/NA	Water	353.2	
660-124642-7	4MW-6	Total/NA	Water	353.2	
660-124642-8	4MW-4	Total/NA	Water	353.2	
660-124642-9	2MW-18D	Total/NA	Water	353.2	
660-124642-10	4MW-12D	Total/NA	Water	353.2	
660-124642-11	4MW-14D	Total/NA	Water	353.2	
660-124675-3	4MW-9	Total/NA	Water	353.2	

QC Association Summary

Client: SCS Engineers
Project/Site: Pasco County LF

Job ID: 660-124598-1

General Chemistry

Analysis Batch: 258346

Lab Sample ID	Client Sample ID	Prep Type	Matrix	Method	Prep Batch
660-124598-1	2MW-27D	Total/NA	Water	353.2	
660-124598-2	4MW-2	Total/NA	Water	353.2	
660-124598-3	2MW-2	Total/NA	Water	353.2	
660-124598-4	4MW-11D	Total/NA	Water	353.2	

Analysis Batch: 258368

Lab Sample ID	Client Sample ID	Prep Type	Matrix	Method	Prep Batch
660-124675-4	4MW-8	Total/NA	Water	353.2	
660-124675-5	4MW-7	Total/NA	Water	353.2	

Analysis Batch: 258558

Lab Sample ID	Client Sample ID	Prep Type	Matrix	Method	Prep Batch
660-125404-2	4MW-3A	Total/NA	Water	353.2	
660-125404-3	4MW-5	Total/NA	Water	353.2	

Analysis Batch: 748023

Lab Sample ID	Client Sample ID	Prep Type	Matrix	Method	Prep Batch
660-124598-1	2MW-27D	Total/NA	Water	350.1-1993 R2.0	
660-124598-2	4MW-2	Total/NA	Water	350.1-1993 R2.0	
660-124598-3	2MW-2	Total/NA	Water	350.1-1993 R2.0	
660-124598-4	4MW-11D	Total/NA	Water	350.1-1993 R2.0	
660-124598-5	4MW-27D	Total/NA	Water	350.1-1993 R2.0	
660-124598-6	4MW-27	Total/NA	Water	350.1-1993 R2.0	
660-124598-7	2MW-26D	Total/NA	Water	350.1-1993 R2.0	
660-124598-8	2MW-24D	Total/NA	Water	350.1-1993 R2.0	
660-124598-9	2MW-24S	Total/NA	Water	350.1-1993 R2.0	
660-124598-10	2MW-25D	Total/NA	Water	350.1-1993 R2.0	
660-124642-1	2MW-17S	Total/NA	Water	350.1-1993 R2.0	
660-124642-2	2MW-19D	Total/NA	Water	350.1-1993 R2.0	
660-124642-3	2MW-15DA	Total/NA	Water	350.1-1993 R2.0	
660-124642-4	4MW-23	Total/NA	Water	350.1-1993 R2.0	
660-124642-5	4MW-22	Total/NA	Water	350.1-1993 R2.0	
660-124642-6	4MW-21	Total/NA	Water	350.1-1993 R2.0	
660-124642-7	4MW-6	Total/NA	Water	350.1-1993 R2.0	
660-124642-8	4MW-4	Total/NA	Water	350.1-1993 R2.0	
660-124642-9	2MW-18D	Total/NA	Water	350.1-1993 R2.0	
660-124642-10	4MW-12D	Total/NA	Water	350.1-1993 R2.0	
660-124642-11	4MW-14D	Total/NA	Water	350.1-1993 R2.0	
660-124675-1	4MW-5	Total/NA	Water	350.1-1993 R2.0	
660-124675-2	4MW-3A	Total/NA	Water	350.1-1993 R2.0	
660-124675-3	4MW-9	Total/NA	Water	350.1-1993 R2.0	
660-124675-4	4MW-8	Total/NA	Water	350.1-1993 R2.0	
660-124675-5	4MW-7	Total/NA	Water	350.1-1993 R2.0	
MB 680-748023/13	Method Blank	Total/NA	Water	350.1-1993 R2.0	
MB 680-748023/69	Method Blank	Total/NA	Water	350.1-1993 R2.0	
LCS 680-748023/15	Lab Control Sample	Total/NA	Water	350.1-1993 R2.0	
LCS 680-748023/70	Lab Control Sample	Total/NA	Water	350.1-1993 R2.0	
660-124598-1 MS	2MW-27D	Total/NA	Water	350.1-1993 R2.0	
660-124598-1 MSD	2MW-27D	Total/NA	Water	350.1-1993 R2.0	
660-124642-1 MS	2MW-17S	Total/NA	Water	350.1-1993 R2.0	
660-124642-1 MSD	2MW-17S	Total/NA	Water	350.1-1993 R2.0	

General Chemistry (Continued)

Analysis Batch: 748023 (Continued)

Lab Sample ID	Client Sample ID	Prep Type	Matrix	Method	Prep Batch
660-124642-11 MS	4MW-14D	Total/NA	Water	350.1-1993 R2.0	
660-124642-11 MSD	4MW-14D	Total/NA	Water	350.1-1993 R2.0	
660-124675-1 MS	4MW-5	Total/NA	Water	350.1-1993 R2.0	
660-124675-1 MSD	4MW-5	Total/NA	Water	350.1-1993 R2.0	

Lab Chronicle

Client: SCS Engineers
Project/Site: Pasco County LF

Job ID: 660-124598-1

Client Sample ID: 2MW-27D

Date Collected: 10/25/22 10:00
Date Received: 10/25/22 16:34

Lab Sample ID: 660-124598-1
Matrix: Water

Prep Type	Batch Type	Batch Method	Run	Dil Factor	Initial Amount	Final Amount	Batch Number	Prepared or Analyzed	Analyst	Lab
Total/NA	Prep	8011			34.5 mL	2 mL	748111	11/01/22 13:43	CC	EET SAV
Total/NA	Analysis	8011		1	1 mL	1 mL	748164	11/01/22 16:38	CC	EET SAV
Total/NA	Analysis	300.0-1993 R2.1		1	5 mL	5 mL	749977	11/10/22 11:31	AF	EET SAV
Total Recoverable	Prep	3005A			50 mL	250 mL	747533	10/28/22 09:43	RR	EET SAV
Total Recoverable	Analysis	6020B		1			748115	10/31/22 18:53	BWR	EET SAV
Total/NA	Prep	7470A			50 mL	50 mL	747653	10/28/22 16:46	JKL	EET SAV
Total/NA	Analysis	7470A		1			748008	10/31/22 14:27	BCB	EET SAV
Total/NA	Analysis	2540C-2011		1	50 mL	200 mL	258283	10/26/22 09:15	SGF	EET TAM
Total/NA	Analysis	350.1-1993 R2.0		1	2 mL	2 mL	748023	10/31/22 15:29	PB	EET SAV
Total/NA	Analysis	353.2		1			258346	11/04/22 11:41	KA	EET TAM

Client Sample ID: 4MW-2

Date Collected: 10/25/22 12:25
Date Received: 10/25/22 16:34

Lab Sample ID: 660-124598-2
Matrix: Water

Prep Type	Batch Type	Batch Method	Run	Dil Factor	Initial Amount	Final Amount	Batch Number	Prepared or Analyzed	Analyst	Lab
Total/NA	Analysis	8260D		1	5 mL	5 mL	747875	10/31/22 17:16	Y1S	EET SAV
Total/NA	Prep	8011			34.1 mL	2 mL	748111	11/01/22 13:43	CC	EET SAV
Total/NA	Analysis	8011		1	1 mL	1 mL	748164	11/01/22 16:48	CC	EET SAV
Total/NA	Analysis	300.0-1993 R2.1		1	5 mL	5 mL	749977	11/10/22 12:24	AF	EET SAV
Total Recoverable	Prep	3005A			50 mL	250 mL	747533	10/28/22 09:43	RR	EET SAV
Total Recoverable	Analysis	6020B		1			748115	10/31/22 18:50	BWR	EET SAV
Total/NA	Prep	7470A			50 mL	50 mL	747653	10/28/22 16:46	JKL	EET SAV
Total/NA	Analysis	7470A		1			748008	10/31/22 14:30	BCB	EET SAV
Total/NA	Analysis	2540C-2011		1	50 mL	200 mL	258283	10/26/22 09:15	SGF	EET TAM
Total/NA	Analysis	350.1-1993 R2.0		1	2 mL	2 mL	748023	10/31/22 15:33	PB	EET SAV
Total/NA	Analysis	353.2		1			258346	11/04/22 11:41	KA	EET TAM

Client Sample ID: 2MW-2

Date Collected: 10/25/22 12:47
Date Received: 10/25/22 16:34

Lab Sample ID: 660-124598-3
Matrix: Water

Prep Type	Batch Type	Batch Method	Run	Dil Factor	Initial Amount	Final Amount	Batch Number	Prepared or Analyzed	Analyst	Lab
Total/NA	Analysis	8260D		1	5 mL	5 mL	747875	10/31/22 17:36	Y1S	EET SAV
Total/NA	Prep	8011			34.3 mL	2 mL	748111	11/01/22 13:43	CC	EET SAV
Total/NA	Analysis	8011		1	1 mL	1 mL	748164	11/01/22 16:58	CC	EET SAV
Total/NA	Analysis	300.0-1993 R2.1		1	5 mL	5 mL	749977	11/10/22 12:38	AF	EET SAV
Total Recoverable	Prep	3005A			50 mL	250 mL	747619	10/28/22 13:38	RR	EET SAV
Total Recoverable	Analysis	6020B		1			748115	10/31/22 19:47	BWR	EET SAV
Total/NA	Prep	7470A			50 mL	50 mL	747653	10/28/22 16:46	JKL	EET SAV
Total/NA	Analysis	7470A		1			748008	10/31/22 14:32	BCB	EET SAV
Total/NA	Analysis	2540C-2011		1	200 mL	200 mL	258283	10/26/22 09:15	SGF	EET TAM
Total/NA	Analysis	350.1-1993 R2.0		1	2 mL	2 mL	748023	10/31/22 15:33	PB	EET SAV

Lab Chronicle

Client: SCS Engineers
Project/Site: Pasco County LF

Job ID: 660-124598-1

Client Sample ID: 2MW-2
Date Collected: 10/25/22 12:47
Date Received: 10/25/22 16:34

Lab Sample ID: 660-124598-3
Matrix: Water

Prep Type	Batch Type	Batch Method	Run	Dil Factor	Initial Amount	Final Amount	Batch Number	Prepared or Analyzed	Analyst	Lab
Total/NA	Analysis	353.2		1			258346	11/04/22 11:41	KA	EET TAM

Client Sample ID: 4MW-11D
Date Collected: 10/25/22 14:00
Date Received: 10/25/22 16:34

Lab Sample ID: 660-124598-4
Matrix: Water

Prep Type	Batch Type	Batch Method	Run	Dil Factor	Initial Amount	Final Amount	Batch Number	Prepared or Analyzed	Analyst	Lab
Total/NA	Analysis	8260D		1	5 mL	5 mL	747886	10/31/22 16:25	P1C	EET SAV
Total/NA	Prep	8011			34.1 mL	2 mL	748111	11/01/22 13:43	CC	EET SAV
Total/NA	Analysis	8011		1	1 mL	1 mL	748164	11/01/22 17:08	CC	EET SAV
Total/NA	Analysis	300.0-1993 R2.1		1	5 mL	5 mL	749977	11/10/22 12:51	AF	EET SAV
Total Recoverable	Prep	3005A			50 mL	250 mL	747483	10/28/22 08:08	RR	EET SAV
Total Recoverable	Analysis	6020B		1			747740	10/28/22 22:23	BWR	EET SAV
Total/NA	Prep	7470A			50 mL	50 mL	747653	10/28/22 16:46	JKL	EET SAV
Total/NA	Analysis	7470A		1			748008	10/31/22 14:40	BCB	EET SAV
Total/NA	Analysis	2540C-2011		1	50 mL	200 mL	258283	10/26/22 09:15	SGF	EET TAM
Total/NA	Analysis	350.1-1993 R2.0		1	2 mL	2 mL	748023	10/31/22 15:33	PB	EET SAV
Total/NA	Analysis	353.2		1			258346	11/04/22 11:41	KA	EET TAM

Client Sample ID: 4MW-27D
Date Collected: 10/25/22 09:06
Date Received: 10/25/22 16:34

Lab Sample ID: 660-124598-5
Matrix: Water

Prep Type	Batch Type	Batch Method	Run	Dil Factor	Initial Amount	Final Amount	Batch Number	Prepared or Analyzed	Analyst	Lab
Total/NA	Analysis	8260D		1	5 mL	5 mL	747886	10/31/22 14:31	P1C	EET SAV
Total/NA	Prep	8011			34 mL	2 mL	748111	11/01/22 13:43	CC	EET SAV
Total/NA	Analysis	8011		1	1 mL	1 mL	748164	11/01/22 17:18	CC	EET SAV
Total/NA	Analysis	300.0-1993 R2.1		1	5 mL	5 mL	749977	11/10/22 13:04	AF	EET SAV
Total Recoverable	Prep	3005A			50 mL	250 mL	747619	10/28/22 13:38	RR	EET SAV
Total Recoverable	Analysis	6020B		1			748115	10/31/22 19:58	BWR	EET SAV
Total/NA	Prep	7470A			50 mL	50 mL	747653	10/28/22 16:46	JKL	EET SAV
Total/NA	Analysis	7470A		1			748008	10/31/22 14:42	BCB	EET SAV
Total/NA	Analysis	2540C-2011		1	50 mL	200 mL	258283	10/26/22 09:15	SGF	EET TAM
Total/NA	Analysis	350.1-1993 R2.0		1	2 mL	2 mL	748023	10/31/22 15:38	PB	EET SAV
Total/NA	Analysis	353.2		1			258345	11/04/22 10:50	KA	EET TAM

Client Sample ID: 4MW-27
Date Collected: 10/25/22 10:32
Date Received: 10/25/22 16:34

Lab Sample ID: 660-124598-6
Matrix: Water

Prep Type	Batch Type	Batch Method	Run	Dil Factor	Initial Amount	Final Amount	Batch Number	Prepared or Analyzed	Analyst	Lab
Total/NA	Analysis	8260D		1	5 mL	5 mL	747886	10/31/22 14:50	P1C	EET SAV
Total/NA	Prep	8011			34.3 mL	2 mL	748111	11/01/22 13:43	CC	EET SAV
Total/NA	Analysis	8011		1	1 mL	1 mL	748164	11/01/22 17:28	CC	EET SAV

Lab Chronicle

Client: SCS Engineers
Project/Site: Pasco County LF

Job ID: 660-124598-1

Client Sample ID: 4MW-27
Date Collected: 10/25/22 10:32
Date Received: 10/25/22 16:34

Lab Sample ID: 660-124598-6
Matrix: Water

Prep Type	Batch Type	Batch Method	Run	Dil Factor	Initial Amount	Final Amount	Batch Number	Prepared or Analyzed	Analyst	Lab
Total/NA	Analysis	300.0-1993 R2.1		1	5 mL	5 mL	749977	11/10/22 13:18	AF	EET SAV
Total Recoverable	Prep	3005A			50 mL	250 mL	747483	10/28/22 08:08	RR	EET SAV
Total Recoverable	Analysis	6020B		1			747740	10/28/22 22:29	BWR	EET SAV
Total/NA	Prep	7470A			50 mL	50 mL	747653	10/28/22 16:46	JKL	EET SAV
Total/NA	Analysis	7470A		1			748008	10/31/22 14:45	BCB	EET SAV
Total/NA	Analysis	2540C-2011		1	50 mL	200 mL	258283	10/26/22 09:15	SGF	EET TAM
Total/NA	Analysis	350.1-1993 R2.0		1	2 mL	2 mL	748023	10/31/22 15:38	PB	EET SAV
Total/NA	Analysis	353.2		1			258345	11/04/22 10:50	KA	EET TAM

Client Sample ID: 2MW-26D
Date Collected: 10/25/22 11:43
Date Received: 10/25/22 16:34

Lab Sample ID: 660-124598-7
Matrix: Water

Prep Type	Batch Type	Batch Method	Run	Dil Factor	Initial Amount	Final Amount	Batch Number	Prepared or Analyzed	Analyst	Lab
Total/NA	Analysis	8260D		1	5 mL	5 mL	747886	10/31/22 15:09	P1C	EET SAV
Total/NA	Prep	8011			34.3 mL	2 mL	748111	11/01/22 13:43	CC	EET SAV
Total/NA	Analysis	8011		1	1 mL	1 mL	748164	11/01/22 17:38	CC	EET SAV
Total/NA	Analysis	300.0-1993 R2.1		1	5 mL	5 mL	749977	11/10/22 13:31	AF	EET SAV
Total Recoverable	Prep	3005A			50 mL	250 mL	747619	10/28/22 13:38	RR	EET SAV
Total Recoverable	Analysis	6020B		1			748115	10/31/22 20:01	BWR	EET SAV
Total/NA	Prep	7470A			50 mL	50 mL	747653	10/28/22 16:46	JKL	EET SAV
Total/NA	Analysis	7470A		1			748008	10/31/22 14:47	BCB	EET SAV
Total/NA	Analysis	2540C-2011		1	50 mL	200 mL	258283	10/26/22 09:15	SGF	EET TAM
Total/NA	Analysis	350.1-1993 R2.0		1	2 mL	2 mL	748023	10/31/22 15:38	PB	EET SAV
Total/NA	Analysis	353.2		1			258345	11/04/22 10:50	KA	EET TAM

Client Sample ID: 2MW-24D
Date Collected: 10/25/22 12:52
Date Received: 10/25/22 16:34

Lab Sample ID: 660-124598-8
Matrix: Water

Prep Type	Batch Type	Batch Method	Run	Dil Factor	Initial Amount	Final Amount	Batch Number	Prepared or Analyzed	Analyst	Lab
Total/NA	Analysis	8260D		1	5 mL	5 mL	747875	10/31/22 16:19	Y1S	EET SAV
Total/NA	Prep	8011			34.3 mL	2 mL	748111	11/01/22 13:43	CC	EET SAV
Total/NA	Analysis	8011		1	1 mL	1 mL	748164	11/01/22 17:47	CC	EET SAV
Total/NA	Analysis	300.0-1993 R2.1		1	5 mL	5 mL	749977	11/10/22 13:44	AF	EET SAV
Total Recoverable	Prep	3005A			50 mL	250 mL	747483	10/28/22 08:08	RR	EET SAV
Total Recoverable	Analysis	6020B		1			747740	10/28/22 22:26	BWR	EET SAV
Total/NA	Prep	7470A			50 mL	50 mL	747653	10/28/22 16:46	JKL	EET SAV
Total/NA	Analysis	7470A		1			748008	10/31/22 14:50	BCB	EET SAV
Total/NA	Analysis	2540C-2011		1	50 mL	200 mL	258283	10/26/22 09:15	SGF	EET TAM
Total/NA	Analysis	350.1-1993 R2.0		1	2 mL	2 mL	748023	10/31/22 15:38	PB	EET SAV
Total/NA	Analysis	353.2		1			258345	11/04/22 10:50	KA	EET TAM

Lab Chronicle

Client: SCS Engineers
Project/Site: Pasco County LF

Job ID: 660-124598-1

Client Sample ID: 2MW-24S
Date Collected: 10/25/22 13:51
Date Received: 10/25/22 16:34

Lab Sample ID: 660-124598-9
Matrix: Water

Prep Type	Batch Type	Batch Method	Run	Dil Factor	Initial Amount	Final Amount	Batch Number	Prepared or Analyzed	Analyst	Lab
Total/NA	Analysis	8260D		1	5 mL	5 mL	747886	10/31/22 16:44	P1C	EET SAV
Total/NA	Prep	8011			34.5 mL	2 mL	748111	11/01/22 13:43	CC	EET SAV
Total/NA	Analysis	8011		1	1 mL	1 mL	748164	11/01/22 17:57	CC	EET SAV
Total/NA	Analysis	300.0-1993 R2.1		1	5 mL	5 mL	749977	11/10/22 13:58	AF	EET SAV
Total Recoverable	Prep	3005A			50 mL	250 mL	747533	10/28/22 09:43	RR	EET SAV
Total Recoverable	Analysis	6020B		1			748115	10/31/22 18:42	BWR	EET SAV
Total/NA	Prep	7470A			50 mL	50 mL	747653	10/28/22 16:46	JKL	EET SAV
Total/NA	Analysis	7470A		1			748008	10/31/22 14:52	BCB	EET SAV
Total/NA	Analysis	2540C-2011		1	50 mL	200 mL	258283	10/26/22 09:15	SGF	EET TAM
Total/NA	Analysis	350.1-1993 R2.0		1	2 mL	2 mL	748023	10/31/22 15:43	PB	EET SAV
Total/NA	Analysis	353.2		1			258345	11/04/22 10:50	KA	EET TAM

Client Sample ID: 2MW-25D
Date Collected: 10/25/22 15:03
Date Received: 10/25/22 16:34

Lab Sample ID: 660-124598-10
Matrix: Water

Prep Type	Batch Type	Batch Method	Run	Dil Factor	Initial Amount	Final Amount	Batch Number	Prepared or Analyzed	Analyst	Lab
Total/NA	Analysis	8260D		1	5 mL	5 mL	747875	10/31/22 15:21	Y1S	EET SAV
Total/NA	Prep	8011			34.6 mL	2 mL	748111	11/01/22 13:43	CC	EET SAV
Total/NA	Analysis	8011		1	1 mL	1 mL	748164	11/01/22 18:07	CC	EET SAV
Total/NA	Analysis	300.0-1993 R2.1		1	5 mL	5 mL	749977	11/10/22 14:11	AF	EET SAV
Total Recoverable	Prep	3005A			50 mL	250 mL	747619	10/28/22 13:38	RR	EET SAV
Total Recoverable	Analysis	6020B		1			748115	10/31/22 19:50	BWR	EET SAV
Total/NA	Prep	7470A			50 mL	50 mL	747653	10/28/22 16:46	JKL	EET SAV
Total/NA	Analysis	7470A		1			748008	10/31/22 14:55	BCB	EET SAV
Total/NA	Analysis	2540C-2011		1	50 mL	200 mL	258283	10/26/22 09:15	SGF	EET TAM
Total/NA	Analysis	350.1-1993 R2.0		1	2 mL	2 mL	748023	10/31/22 15:43	PB	EET SAV
Total/NA	Analysis	353.2		1			258345	11/04/22 10:50	KA	EET TAM

Client Sample ID: 2MW-17S
Date Collected: 10/26/22 09:40
Date Received: 10/26/22 16:40

Lab Sample ID: 660-124642-1
Matrix: Water

Prep Type	Batch Type	Batch Method	Run	Dil Factor	Initial Amount	Final Amount	Batch Number	Prepared or Analyzed	Analyst	Lab
Total/NA	Analysis	8260D		1	5 mL	5 mL	748065	11/01/22 14:37	P1C	EET SAV
Total/NA	Prep	8011			34.3 mL	2 mL	748111	11/01/22 13:43	CC	EET SAV
Total/NA	Analysis	8011		1	1 mL	1 mL	748164	11/01/22 18:46	CC	EET SAV
Total/NA	Analysis	300.0-1993 R2.1		1	5 mL	5 mL	749714	11/09/22 14:17	T1C	EET SAV
Total Recoverable	Prep	3005A			50 mL	250 mL	747957	10/31/22 12:53	RR	EET SAV
Total Recoverable	Analysis	6020B		1			748258	11/01/22 19:38	BWR	EET SAV
Total/NA	Prep	7470A			50 mL	50 mL	748009	10/31/22 16:05	JKL	EET SAV
Total/NA	Analysis	7470A		1			748337	11/01/22 13:44	BCB	EET SAV
Total/NA	Analysis	2540C-2011		1	50 mL	200 mL	258300	10/28/22 10:16	SGF	EET TAM

Lab Chronicle

Client: SCS Engineers
Project/Site: Pasco County LF

Job ID: 660-124598-1

Client Sample ID: 2MW-17S
Date Collected: 10/26/22 09:40
Date Received: 10/26/22 16:40

Lab Sample ID: 660-124642-1
Matrix: Water

Prep Type	Batch Type	Batch Method	Run	Dil Factor	Initial Amount	Final Amount	Batch Number	Prepared or Analyzed	Analyst	Lab
Total/NA	Analysis	350.1-1993 R2.0		1	2 mL	2 mL	748023	10/31/22 14:49	PB	EET SAV
Total/NA	Analysis	353.2		1			258345	11/04/22 10:50	KA	EET TAM

Client Sample ID: 2MW-19D
Date Collected: 10/26/22 10:40
Date Received: 10/26/22 16:40

Lab Sample ID: 660-124642-2
Matrix: Water

Prep Type	Batch Type	Batch Method	Run	Dil Factor	Initial Amount	Final Amount	Batch Number	Prepared or Analyzed	Analyst	Lab
Total/NA	Analysis	8260D		1	5 mL	5 mL	748065	11/01/22 15:02	P1C	EET SAV
Total/NA	Prep	8011			35.5 mL	2 mL	748111	11/01/22 13:43	CC	EET SAV
Total/NA	Analysis	8011		1	1 mL	1 mL	748164	11/01/22 18:56	CC	EET SAV
Total/NA	Analysis	300.0-1993 R2.1		1	5 mL	5 mL	749714	11/09/22 14:30	T1C	EET SAV
Total Recoverable	Prep	3005A			50 mL	250 mL	747957	10/31/22 12:53	RR	EET SAV
Total Recoverable	Analysis	6020B		1			748258	11/01/22 19:46	BWR	EET SAV
Total/NA	Prep	7470A			50 mL	50 mL	748009	10/31/22 16:05	JKL	EET SAV
Total/NA	Analysis	7470A		1			748337	11/01/22 13:48	BCB	EET SAV
Total/NA	Analysis	2540C-2011		1	50 mL	200 mL	258300	10/28/22 10:16	SGF	EET TAM
Total/NA	Analysis	350.1-1993 R2.0		1	2 mL	2 mL	748023	10/31/22 14:54	PB	EET SAV
Total/NA	Analysis	353.2		1			258345	11/04/22 10:50	KA	EET TAM

Client Sample ID: 2MW-15DA
Date Collected: 10/26/22 11:50
Date Received: 10/26/22 16:40

Lab Sample ID: 660-124642-3
Matrix: Water

Prep Type	Batch Type	Batch Method	Run	Dil Factor	Initial Amount	Final Amount	Batch Number	Prepared or Analyzed	Analyst	Lab
Total/NA	Analysis	8260D		1	5 mL	5 mL	748065	11/01/22 15:27	P1C	EET SAV
Total/NA	Prep	8011			35.3 mL	2 mL	748111	11/01/22 13:43	CC	EET SAV
Total/NA	Analysis	8011		1	1 mL	1 mL	748164	11/01/22 19:06	CC	EET SAV
Total/NA	Analysis	300.0-1993 R2.1		1	5 mL	5 mL	749714	11/09/22 14:44	T1C	EET SAV
Total Recoverable	Prep	3005A			50 mL	250 mL	747957	10/31/22 12:53	RR	EET SAV
Total Recoverable	Analysis	6020B		1			748258	11/01/22 19:49	BWR	EET SAV
Total/NA	Prep	7470A			50 mL	50 mL	748009	10/31/22 16:05	JKL	EET SAV
Total/NA	Analysis	7470A		1			748337	11/01/22 13:58	BCB	EET SAV
Total/NA	Analysis	2540C-2011		1	50 mL	200 mL	258300	10/28/22 10:16	SGF	EET TAM
Total/NA	Analysis	350.1-1993 R2.0		1	2 mL	2 mL	748023	10/31/22 14:54	PB	EET SAV
Total/NA	Analysis	353.2		1			258345	11/04/22 10:50	KA	EET TAM

Client Sample ID: 4MW-23
Date Collected: 10/26/22 13:50
Date Received: 10/26/22 16:40

Lab Sample ID: 660-124642-4
Matrix: Water

Prep Type	Batch Type	Batch Method	Run	Dil Factor	Initial Amount	Final Amount	Batch Number	Prepared or Analyzed	Analyst	Lab
Total/NA	Analysis	8260D		1	5 mL	5 mL	748065	11/01/22 15:53	P1C	EET SAV

Lab Chronicle

Client: SCS Engineers
Project/Site: Pasco County LF

Job ID: 660-124598-1

Client Sample ID: 4MW-23

Lab Sample ID: 660-124642-4

Date Collected: 10/26/22 13:50
Date Received: 10/26/22 16:40

Matrix: Water

Prep Type	Batch Type	Batch Method	Run	Dil Factor	Initial Amount	Final Amount	Batch Number	Prepared or Analyzed	Analyst	Lab
Total/NA	Prep	8011			34.2 mL	2 mL	748111	11/01/22 13:43	CC	EET SAV
Total/NA	Analysis	8011		1	1 mL	1 mL	748164	11/01/22 19:16	CC	EET SAV
Total/NA	Analysis	300.0-1993 R2.1		1	5 mL	5 mL	749714	11/09/22 15:24	T1C	EET SAV
Total Recoverable	Prep	3005A			50 mL	250 mL	747957	10/31/22 12:53	RR	EET SAV
Total Recoverable	Analysis	6020B		1			748258	11/01/22 20:05	BWR	EET SAV
Total/NA	Prep	7470A			50 mL	50 mL	748009	10/31/22 16:05	JKL	EET SAV
Total/NA	Analysis	7470A		1			748337	11/01/22 14:01	BCB	EET SAV
Total/NA	Analysis	2540C-2011		1	50 mL	200 mL	258300	10/28/22 10:16	SGF	EET TAM
Total/NA	Analysis	350.1-1993 R2.0		1	2 mL	2 mL	748023	10/31/22 14:57	PB	EET SAV
Total/NA	Analysis	353.2		1			258345	11/04/22 10:50	KA	EET TAM

Client Sample ID: 4MW-22

Lab Sample ID: 660-124642-5

Date Collected: 10/26/22 14:40
Date Received: 10/26/22 16:40

Matrix: Water

Prep Type	Batch Type	Batch Method	Run	Dil Factor	Initial Amount	Final Amount	Batch Number	Prepared or Analyzed	Analyst	Lab
Total/NA	Analysis	8260D		1	5 mL	5 mL	748065	11/01/22 16:19	P1C	EET SAV
Total/NA	Prep	8011			35.3 mL	2 mL	748111	11/01/22 13:43	CC	EET SAV
Total/NA	Analysis	8011		1	1 mL	1 mL	748164	11/01/22 19:25	CC	EET SAV
Total/NA	Analysis	300.0-1993 R2.1		1	5 mL	5 mL	749714	11/09/22 16:04	T1C	EET SAV
Total Recoverable	Prep	3005A			50 mL	250 mL	747957	10/31/22 12:53	RR	EET SAV
Total Recoverable	Analysis	6020B		1			748258	11/01/22 19:52	BWR	EET SAV
Total/NA	Prep	7470A			50 mL	50 mL	748009	10/31/22 16:05	JKL	EET SAV
Total/NA	Analysis	7470A		1			748337	11/01/22 14:05	BCB	EET SAV
Total/NA	Analysis	2540C-2011		1	50 mL	200 mL	258300	10/28/22 10:16	SGF	EET TAM
Total/NA	Analysis	350.1-1993 R2.0		1	2 mL	2 mL	748023	10/31/22 15:07	PB	EET SAV
Total/NA	Analysis	353.2		1			258345	11/04/22 10:50	KA	EET TAM

Client Sample ID: 4MW-21

Lab Sample ID: 660-124642-6

Date Collected: 10/26/22 15:15
Date Received: 10/26/22 16:40

Matrix: Water

Prep Type	Batch Type	Batch Method	Run	Dil Factor	Initial Amount	Final Amount	Batch Number	Prepared or Analyzed	Analyst	Lab
Total/NA	Analysis	8260D		1	5 mL	5 mL	748060	11/01/22 14:11	Y1S	EET SAV
Total/NA	Prep	8011			34.7 mL	2 mL	748111	11/01/22 13:43	CC	EET SAV
Total/NA	Analysis	8011		1	1 mL	1 mL	748164	11/01/22 19:35	CC	EET SAV
Total/NA	Analysis	300.0-1993 R2.1		1	5 mL	5 mL	749714	11/09/22 16:17	T1C	EET SAV
Total Recoverable	Prep	3005A			50 mL	250 mL	747957	10/31/22 12:53	RR	EET SAV
Total Recoverable	Analysis	6020B		1			748258	11/01/22 19:54	BWR	EET SAV
Total/NA	Prep	7470A			50 mL	50 mL	748009	10/31/22 16:05	JKL	EET SAV
Total/NA	Analysis	7470A		1			748337	11/01/22 14:08	BCB	EET SAV
Total/NA	Analysis	2540C-2011		1	50 mL	200 mL	258300	10/28/22 10:16	SGF	EET TAM
Total/NA	Analysis	350.1-1993 R2.0		1	2 mL	2 mL	748023	10/31/22 15:07	PB	EET SAV

Lab Chronicle

Client: SCS Engineers
Project/Site: Pasco County LF

Job ID: 660-124598-1

Client Sample ID: 4MW-21
Date Collected: 10/26/22 15:15
Date Received: 10/26/22 16:40

Lab Sample ID: 660-124642-6
Matrix: Water

Prep Type	Batch Type	Batch Method	Run	Dil Factor	Initial Amount	Final Amount	Batch Number	Prepared or Analyzed	Analyst	Lab
Total/NA	Analysis	353.2		1			258345	11/04/22 10:50	KA	EET TAM

Client Sample ID: 4MW-6
Date Collected: 10/26/22 12:37
Date Received: 10/26/22 16:40

Lab Sample ID: 660-124642-7
Matrix: Water

Prep Type	Batch Type	Batch Method	Run	Dil Factor	Initial Amount	Final Amount	Batch Number	Prepared or Analyzed	Analyst	Lab
Total/NA	Analysis	8260D		1	5 mL	5 mL	748060	11/01/22 14:30	Y1S	EET SAV
Total/NA	Prep	8011			34.8 mL	2 mL	747936	10/31/22 15:05	CC	EET SAV
Total/NA	Analysis	8011		1	1 mL	1 mL	747998	10/31/22 20:10	CC	EET SAV
Total/NA	Analysis	300.0-1993 R2.1		1	5 mL	5 mL	749714	11/09/22 16:31	T1C	EET SAV
Total Recoverable	Prep	3005A			50 mL	250 mL	747957	10/31/22 12:53	RR	EET SAV
Total Recoverable	Analysis	6020B		1			748258	11/01/22 19:57	BWR	EET SAV
Total/NA	Prep	7470A			50 mL	50 mL	748009	10/31/22 16:05	JKL	EET SAV
Total/NA	Analysis	7470A		1			748337	11/01/22 14:19	BCB	EET SAV
Total/NA	Analysis	2540C-2011		1	50 mL	200 mL	258300	10/28/22 10:16	SGF	EET TAM
Total/NA	Analysis	350.1-1993 R2.0		1	2 mL	2 mL	748023	10/31/22 15:07	PB	EET SAV
Total/NA	Analysis	353.2		1			258345	11/04/22 10:50	KA	EET TAM

Client Sample ID: 4MW-4
Date Collected: 10/26/22 13:05
Date Received: 10/26/22 16:40

Lab Sample ID: 660-124642-8
Matrix: Water

Prep Type	Batch Type	Batch Method	Run	Dil Factor	Initial Amount	Final Amount	Batch Number	Prepared or Analyzed	Analyst	Lab
Total/NA	Analysis	8260D		1	5 mL	5 mL	748060	11/01/22 14:49	Y1S	EET SAV
Total/NA	Prep	8011			34.9 mL	2 mL	747936	10/31/22 15:05	CC	EET SAV
Total/NA	Analysis	8011		1	1 mL	1 mL	747998	10/31/22 20:20	CC	EET SAV
Total/NA	Analysis	300.0-1993 R2.1		1	5 mL	5 mL	749714	11/09/22 16:44	T1C	EET SAV
Total Recoverable	Prep	3005A			50 mL	250 mL	747957	10/31/22 12:53	RR	EET SAV
Total Recoverable	Analysis	6020B		1			748258	11/01/22 20:08	BWR	EET SAV
Total/NA	Prep	7470A			50 mL	50 mL	748009	10/31/22 16:05	JKL	EET SAV
Total/NA	Analysis	7470A		1			748337	11/01/22 14:22	BCB	EET SAV
Total/NA	Analysis	2540C-2011		1	50 mL	200 mL	258300	10/28/22 10:16	SGF	EET TAM
Total/NA	Analysis	350.1-1993 R2.0		1	2 mL	2 mL	748023	10/31/22 15:07	PB	EET SAV
Total/NA	Analysis	353.2		1			258345	11/04/22 10:50	KA	EET TAM

Client Sample ID: 2MW-18D
Date Collected: 10/26/22 13:35
Date Received: 10/26/22 16:40

Lab Sample ID: 660-124642-9
Matrix: Water

Prep Type	Batch Type	Batch Method	Run	Dil Factor	Initial Amount	Final Amount	Batch Number	Prepared or Analyzed	Analyst	Lab
Total/NA	Analysis	8260D		1	5 mL	5 mL	748060	11/01/22 15:08	Y1S	EET SAV
Total/NA	Prep	8011			34.3 mL	2 mL	747936	10/31/22 15:05	CC	EET SAV
Total/NA	Analysis	8011		1	1 mL	1 mL	747998	10/31/22 20:30	CC	EET SAV

Lab Chronicle

Client: SCS Engineers
Project/Site: Pasco County LF

Job ID: 660-124598-1

Client Sample ID: 2MW-18D
Date Collected: 10/26/22 13:35
Date Received: 10/26/22 16:40

Lab Sample ID: 660-124642-9
Matrix: Water

Prep Type	Batch Type	Batch Method	Run	Dil Factor	Initial Amount	Final Amount	Batch Number	Prepared or Analyzed	Analyst	Lab
Total/NA	Analysis	300.0-1993 R2.1		1	5 mL	5 mL	749714	11/09/22 16:57	T1C	EET SAV
Total Recoverable	Prep	3005A			50 mL	250 mL	747957	10/31/22 12:53	RR	EET SAV
Total Recoverable	Analysis	6020B		1			748258	11/01/22 20:11	BWR	EET SAV
Total/NA	Prep	7470A			50 mL	50 mL	748009	10/31/22 16:05	JKL	EET SAV
Total/NA	Analysis	7470A		1			748337	11/01/22 14:25	BCB	EET SAV
Total/NA	Analysis	2540C-2011		1	50 mL	200 mL	258300	10/28/22 10:16	SGF	EET TAM
Total/NA	Analysis	350.1-1993 R2.0		1	2 mL	2 mL	748023	10/31/22 15:14	PB	EET SAV
Total/NA	Analysis	353.2		1			258345	11/04/22 10:50	KA	EET TAM

Client Sample ID: 4MW-12D
Date Collected: 10/26/22 14:25
Date Received: 10/26/22 16:40

Lab Sample ID: 660-124642-10
Matrix: Water

Prep Type	Batch Type	Batch Method	Run	Dil Factor	Initial Amount	Final Amount	Batch Number	Prepared or Analyzed	Analyst	Lab
Total/NA	Analysis	8260D		1	5 mL	5 mL	748060	11/01/22 15:28	Y1S	EET SAV
Total/NA	Prep	8011			34.1 mL	2 mL	747936	10/31/22 15:05	CC	EET SAV
Total/NA	Analysis	8011		1	1 mL	1 mL	747998	10/31/22 20:39	CC	EET SAV
Total/NA	Analysis	300.0-1993 R2.1		1	5 mL	5 mL	749714	11/09/22 17:10	T1C	EET SAV
Total Recoverable	Prep	3005A			50 mL	250 mL	747957	10/31/22 12:53	RR	EET SAV
Total Recoverable	Analysis	6020B		1			748258	11/01/22 20:13	BWR	EET SAV
Total/NA	Prep	7470A			50 mL	50 mL	748009	10/31/22 16:05	JKL	EET SAV
Total/NA	Analysis	7470A		1			748337	11/01/22 14:29	BCB	EET SAV
Total/NA	Analysis	2540C-2011		1	50 mL	200 mL	258300	10/28/22 10:16	SGF	EET TAM
Total/NA	Analysis	350.1-1993 R2.0		1	2 mL	2 mL	748023	10/31/22 15:14	PB	EET SAV
Total/NA	Analysis	353.2		1			258345	11/04/22 10:50	KA	EET TAM

Client Sample ID: 4MW-14D
Date Collected: 10/26/22 15:14
Date Received: 10/26/22 16:40

Lab Sample ID: 660-124642-11
Matrix: Water

Prep Type	Batch Type	Batch Method	Run	Dil Factor	Initial Amount	Final Amount	Batch Number	Prepared or Analyzed	Analyst	Lab
Total/NA	Analysis	8260D		1	5 mL	5 mL	748268	11/02/22 18:56	Y1S	EET SAV
Total/NA	Prep	8011			33.3 mL	2 mL	747936	10/31/22 15:05	CC	EET SAV
Total/NA	Analysis	8011		1	1 mL	1 mL	747998	10/31/22 20:49	CC	EET SAV
Total/NA	Analysis	300.0-1993 R2.1		1	5 mL	5 mL	749714	11/09/22 17:24	T1C	EET SAV
Total Recoverable	Prep	3005A			50 mL	250 mL	747957	10/31/22 12:53	RR	EET SAV
Total Recoverable	Analysis	6020B		1			748258	11/01/22 20:16	BWR	EET SAV
Total/NA	Prep	7470A			50 mL	50 mL	748009	10/31/22 16:05	JKL	EET SAV
Total/NA	Analysis	7470A		1			748337	11/01/22 14:32	BCB	EET SAV
Total/NA	Analysis	2540C-2011		1	50 mL	200 mL	258300	10/28/22 10:16	SGF	EET TAM
Total/NA	Analysis	350.1-1993 R2.0		1	2 mL	2 mL	748023	10/31/22 15:14	PB	EET SAV
Total/NA	Analysis	353.2		1			258345	11/04/22 10:50	KA	EET TAM

Lab Chronicle

Client: SCS Engineers
Project/Site: Pasco County LF

Job ID: 660-124598-1

Client Sample ID: 4MW-5

Date Collected: 10/27/22 10:50
Date Received: 10/28/22 15:45

Lab Sample ID: 660-124675-1
Matrix: Water

Prep Type	Batch Type	Batch Method	Run	Dil Factor	Initial Amount	Final Amount	Batch Number	Prepared or Analyzed	Analyst	Lab
Total/NA	Analysis	8260D		1	5 mL	5 mL	748279	11/02/22 15:03	UI	EET SAV
Total/NA	Prep	8011			35.2 mL	2 mL	748314	11/02/22 16:01	CC	EET SAV
Total/NA	Analysis	8011		1	1 mL	1 mL	748463	11/03/22 00:38	CC	EET SAV
Total/NA	Analysis	300.0-1993 R2.1		1	5 mL	5 mL	749977	11/10/22 14:51	AF	EET SAV
Total Recoverable	Prep	3005A			50 mL	250 mL	747989	10/31/22 14:43	RR	EET SAV
Total Recoverable	Analysis	6020B		1			748258	11/01/22 18:49	BWR	EET SAV
Total/NA	Prep	7470A			50 mL	50 mL	748009	10/31/22 16:05	JKL	EET SAV
Total/NA	Analysis	7470A		1			748337	11/01/22 14:36	BCB	EET SAV
Total/NA	Analysis	2540C-2011		1	50 mL	200 mL	258321	11/01/22 08:14	SGF	EET TAM
Total/NA	Analysis	350.1-1993 R2.0		1	2 mL	2 mL	748023	10/31/22 15:43	PB	EET SAV

Client Sample ID: 4MW-3A

Date Collected: 10/27/22 11:27
Date Received: 10/28/22 15:45

Lab Sample ID: 660-124675-2
Matrix: Water

Prep Type	Batch Type	Batch Method	Run	Dil Factor	Initial Amount	Final Amount	Batch Number	Prepared or Analyzed	Analyst	Lab
Total/NA	Analysis	8260D		1	5 mL	5 mL	748279	11/02/22 15:23	UI	EET SAV
Total/NA	Prep	8011			35.1 mL	2 mL	748314	11/02/22 16:01	CC	EET SAV
Total/NA	Analysis	8011		1	1 mL	1 mL	748463	11/03/22 00:48	CC	EET SAV
Total/NA	Analysis	300.0-1993 R2.1		1	5 mL	5 mL	749977	11/10/22 15:44	AF	EET SAV
Total Recoverable	Prep	3005A			50 mL	250 mL	747989	10/31/22 14:43	RR	EET SAV
Total Recoverable	Analysis	6020B		1			748258	11/01/22 18:52	BWR	EET SAV
Total/NA	Prep	7470A			50 mL	50 mL	748009	10/31/22 16:05	JKL	EET SAV
Total/NA	Analysis	7470A		1			748337	11/01/22 14:39	BCB	EET SAV
Total/NA	Analysis	2540C-2011		1	50 mL	200 mL	258321	11/01/22 08:14	SGF	EET TAM
Total/NA	Analysis	350.1-1993 R2.0		1	2 mL	2 mL	748023	10/31/22 15:48	PB	EET SAV

Client Sample ID: 4MW-9

Date Collected: 10/27/22 12:42
Date Received: 10/28/22 15:45

Lab Sample ID: 660-124675-3
Matrix: Water

Prep Type	Batch Type	Batch Method	Run	Dil Factor	Initial Amount	Final Amount	Batch Number	Prepared or Analyzed	Analyst	Lab
Total/NA	Analysis	8260D		1	5 mL	5 mL	748279	11/02/22 15:43	UI	EET SAV
Total/NA	Prep	8011			34.6 mL	2 mL	748314	11/02/22 16:01	CC	EET SAV
Total/NA	Analysis	8011		1	1 mL	1 mL	748463	11/03/22 00:58	CC	EET SAV
Total/NA	Analysis	300.0-1993 R2.1		1	5 mL	5 mL	749977	11/10/22 15:58	AF	EET SAV
Total Recoverable	Prep	3005A			50 mL	250 mL	747989	10/31/22 14:43	RR	EET SAV
Total Recoverable	Analysis	6020B		1			748258	11/01/22 18:55	BWR	EET SAV
Total/NA	Prep	7470A			50 mL	50 mL	748009	10/31/22 16:05	JKL	EET SAV
Total/NA	Analysis	7470A		1			748337	11/01/22 14:42	BCB	EET SAV
Total/NA	Analysis	2540C-2011		1	50 mL	200 mL	258321	11/01/22 08:14	SGF	EET TAM
Total/NA	Analysis	350.1-1993 R2.0		1	2 mL	2 mL	748023	10/31/22 15:48	PB	EET SAV
Total/NA	Analysis	353.2		1			258345	11/04/22 10:50	KA	EET TAM

Lab Chronicle

Client: SCS Engineers
Project/Site: Pasco County LF

Job ID: 660-124598-1

Client Sample ID: 4MW-8
Date Collected: 10/27/22 13:52
Date Received: 10/28/22 15:45

Lab Sample ID: 660-124675-4
Matrix: Water

Prep Type	Batch Type	Batch Method	Run	Dil Factor	Initial Amount	Final Amount	Batch Number	Prepared or Analyzed	Analyst	Lab
Total/NA	Analysis	8260D		1	5 mL	5 mL	748279	11/02/22 16:03	UI	EET SAV
Total/NA	Prep	8011			35 mL	2 mL	748314	11/02/22 16:01	CC	EET SAV
Total/NA	Analysis	8011		1	1 mL	1 mL	748463	11/03/22 01:08	CC	EET SAV
Total/NA	Analysis	300.0-1993 R2.1		1	5 mL	5 mL	749977	11/10/22 16:11	AF	EET SAV
Total Recoverable	Prep	3005A			50 mL	250 mL	747989	10/31/22 14:43	RR	EET SAV
Total Recoverable	Analysis	6020B		1			748258	11/01/22 18:57	BWR	EET SAV
Total/NA	Prep	7470A			50 mL	50 mL	748009	10/31/22 16:05	JKL	EET SAV
Total/NA	Analysis	7470A		1			748337	11/01/22 14:46	BCB	EET SAV
Total/NA	Analysis	2540C-2011		1	50 mL	200 mL	258321	11/01/22 08:14	SGF	EET TAM
Total/NA	Analysis	350.1-1993 R2.0		1	2 mL	2 mL	748023	10/31/22 15:48	PB	EET SAV
Total/NA	Analysis	353.2		1			258368	11/08/22 14:16	KA	EET TAM

Client Sample ID: 4MW-7
Date Collected: 10/27/22 14:33
Date Received: 10/28/22 15:45

Lab Sample ID: 660-124675-5
Matrix: Water

Prep Type	Batch Type	Batch Method	Run	Dil Factor	Initial Amount	Final Amount	Batch Number	Prepared or Analyzed	Analyst	Lab
Total/NA	Analysis	8260D		1	5 mL	5 mL	748279	11/02/22 16:23	UI	EET SAV
Total/NA	Prep	8011			35.5 mL	2 mL	748314	11/02/22 16:01	CC	EET SAV
Total/NA	Analysis	8011		1	1 mL	1 mL	748463	11/03/22 01:18	CC	EET SAV
Total/NA	Analysis	300.0-1993 R2.1		1	5 mL	5 mL	749977	11/10/22 16:24	AF	EET SAV
Total Recoverable	Prep	3005A			50 mL	250 mL	747989	10/31/22 14:43	RR	EET SAV
Total Recoverable	Analysis	6020B		1			748258	11/01/22 19:06	BWR	EET SAV
Total/NA	Prep	7470A			50 mL	50 mL	748009	10/31/22 16:05	JKL	EET SAV
Total/NA	Analysis	7470A		1			748337	11/01/22 14:49	BCB	EET SAV
Total/NA	Analysis	2540C-2011		1	50 mL	200 mL	258321	11/01/22 08:14	SGF	EET TAM
Total/NA	Analysis	350.1-1993 R2.0		1	2 mL	2 mL	748023	10/31/22 15:48	PB	EET SAV
Total/NA	Analysis	353.2		1			258368	11/08/22 14:16	KA	EET TAM

Client Sample ID: 4MW-23
Date Collected: 12/06/22 11:56
Date Received: 12/06/22 15:30

Lab Sample ID: 660-125403-1
Matrix: Water

Prep Type	Batch Type	Batch Method	Run	Dil Factor	Initial Amount	Final Amount	Batch Number	Prepared or Analyzed	Analyst	Lab
Total Recoverable	Prep	3005A			50 mL	250 mL	754740	12/12/22 14:06	RR	EET SAV
Total Recoverable	Analysis	6020B		1			755052	12/13/22 13:55	BWR	EET SAV

Client Sample ID: 2MW-26D
Date Collected: 12/06/22 12:48
Date Received: 12/06/22 15:30

Lab Sample ID: 660-125403-2
Matrix: Water

Prep Type	Batch Type	Batch Method	Run	Dil Factor	Initial Amount	Final Amount	Batch Number	Prepared or Analyzed	Analyst	Lab
Total Recoverable	Prep	3005A			50 mL	250 mL	754740	12/12/22 14:06	RR	EET SAV
Total Recoverable	Analysis	6020B		1			755052	12/13/22 14:03	BWR	EET SAV

Lab Chronicle

Client: SCS Engineers
Project/Site: Pasco County LF

Job ID: 660-124598-1

Client Sample ID: 2MW-17S
Lab Sample ID: 660-125403-3
Date Collected: 12/06/22 14:01
Matrix: Water
Date Received: 12/06/22 15:30

Prep Type	Batch Type	Batch Method	Run	Dil Factor	Initial Amount	Final Amount	Batch Number	Prepared or Analyzed	Analyst	Lab
Total Recoverable	Prep	3005A			50 mL	250 mL	754740	12/12/22 14:06	RR	EET SAV
Total Recoverable	Analysis	6020B		1			755052	12/13/22 14:05	BWR	EET SAV

Client Sample ID: 2MW-27D
Lab Sample ID: 660-125404-1
Date Collected: 12/06/22 09:28
Matrix: Water
Date Received: 12/06/22 15:30

Prep Type	Batch Type	Batch Method	Run	Dil Factor	Initial Amount	Final Amount	Batch Number	Prepared or Analyzed	Analyst	Lab
Total/NA	Analysis	8260D		1	5 mL	5 mL	754364	12/09/22 16:52	P1C	EET SAV

Client Sample ID: 4MW-3A
Lab Sample ID: 660-125404-2
Date Collected: 12/06/22 10:24
Matrix: Water
Date Received: 12/06/22 15:30

Prep Type	Batch Type	Batch Method	Run	Dil Factor	Initial Amount	Final Amount	Batch Number	Prepared or Analyzed	Analyst	Lab
Total/NA	Analysis	353.2		1			258558	12/11/22 11:22	KA	EET TAM

Client Sample ID: 4MW-5
Lab Sample ID: 660-125404-3
Date Collected: 12/06/22 14:30
Matrix: Water
Date Received: 12/06/22 15:30

Prep Type	Batch Type	Batch Method	Run	Dil Factor	Initial Amount	Final Amount	Batch Number	Prepared or Analyzed	Analyst	Lab
Total/NA	Analysis	353.2		1			258558	12/11/22 11:22	KA	EET TAM

Laboratory References:

EET SAV = Eurofins Savannah, 5102 LaRoche Avenue, Savannah, GA 31404, TEL (912)354-7858

EET TAM = Eurofins Tampa, 6712 Benjamin Road, Suite 100, Tampa, FL 33634, TEL (813)885-7427

Method Summary

Client: SCS Engineers
Project/Site: Pasco County LF

Job ID: 660-124598-1

Method	Method Description	Protocol	Laboratory
8260D	Volatile Organic Compounds by GC/MS	SW846	EET SAV
8011	EDB, DBCP, and 1,2,3-TCP (GC)	SW846	EET SAV
300.0-1993 R2.1	Anions, Ion Chromatography	MCAWW	EET SAV
6020B	Metals (ICP/MS)	SW846	EET SAV
7470A	Mercury (CVAA)	SW846	EET SAV
2540C-2011	Total Dissolved Solids (Dried at 180 °C)	SM	EET TAM
350.1-1993 R2.0	Nitrogen, Ammonia	MCAWW	EET SAV
353.2	Nitrate	EPA	EET TAM
3005A	Preparation, Total Recoverable or Dissolved Metals	SW846	EET SAV
5030B	Purge and Trap	SW846	EET SAV
7470A	Preparation, Mercury	SW846	EET SAV
8011	Microextraction	SW846	EET SAV

Protocol References:

EPA = US Environmental Protection Agency
MCAWW = "Methods For Chemical Analysis Of Water And Wastes", EPA-600/4-79-020, March 1983 And Subsequent Revisions.
SM = "Standard Methods For The Examination Of Water And Wastewater"
SW846 = "Test Methods For Evaluating Solid Waste, Physical/Chemical Methods", Third Edition, November 1986 And Its Updates.

Laboratory References:

EET SAV = Eurofins Savannah, 5102 LaRoche Avenue, Savannah, GA 31404, TEL (912)354-7858
EET TAM = Eurofins Tampa, 6712 Benjamin Road, Suite 100, Tampa, FL 33634, TEL (813)885-7427

Accreditation/Certification Summary

Client: SCS Engineers
Project/Site: Pasco County LF

Job ID: 660-124598-1

Laboratory: Eurofins Tampa

The accreditations/certifications listed below are applicable to this report.

Authority	Program	Identification Number	Expiration Date
Florida	NELAP	E84282	06-30-23

Laboratory: Eurofins Savannah

The accreditations/certifications listed below are applicable to this report.

Authority	Program	Identification Number	Expiration Date
Florida	NELAP	E87052	06-23-23

Eurofins Tampa
6712 Benjamin Road Suite 100
Tampa, FL 33634
Phone: 813-885-7427 Fax: 813-885-7049

Chain of Custody Record

660-Tampa

eurofins | Environment Testing America

Client Information	Sampler: Donovan Dickey / Fauve Herron	Lab PM: Hornsby, Jess	Carrier Tracking No(s):	COC No: 660-110674-35630.1
Client Contact: Fauve Herron	Phone:	E-Mail: Jess.Hornsby@et.eurofinsus.com	State of Origin:	Page: Page 1 of 4
Company: SCS Engineers	PWSID:			Job #: 09222055.01
Address: 3922 Coconut Palm Drive #102	Due Date Requested:			
City: Tampa	TAT Requested (days): Standard			
State, Zip: FL, 33619	Compliance Project: Δ Yes Δ No			
Phone: 813-450-7467(Tel)	PO #: 09222055.01			
Email: fherron@scsengineers.com	WO #:			
Project Name: Pasco County LF	Project #: 66018510			
Site:	SSOW#:			

Analysis Requested

Preservation Codes:
A - HCL
B - NaOH
C - Zn Acetate
D - Nitric Acid
E - NaHSO4
F - MeOH
G - Amchlor
H - Ascorbic Acid
I - Ice
J - DI Water
K - EDTA
L - EDA
M - Hexane
N - None
O - AsNaO2
P - Na2O4S
Q - Na2SO3
R - Na2S2O3
S - H2SO4
T - TSP Dodecahydrate
U - Acetone
V - MCAA
W - pH 4-5
Y - Trizma
Z - other (specify)
Other:

Loc: 660 124598

660-124598 Chain of Custody

Sample Identification	Sample Date	Sample Time	Sample Type (C=comp, G=grab)	Matrix (W=water, S=solid, O=waste/oil, BT=Tissue, A=Air)	Field Filtered Sample (Yes or No)	Perform MS/MSD (Yes or No)	353.2_Pres - Nitrate-Nitrite (for nitrate calculatio	2540C - Solids, Total Dissolved (TDS)	353.2_Nitrite - Nitrite (for nitrate calculation)	300_ORGFM_28D - Chloride	350.1 - Ammonia	6020B, 7470A	8011 - Appendix 1	8260D - Appendix 1	Total Number of containers	Special Instructions/Note:
			Preservation Code:				S	N	N	N	S	D	A	N		
2MW-27D	10/25	1000	G	Water	N		✓	✓	✓	✓	✓	✓	✓	✓		
4MW2	↓	1225	↓	Water	N		✓	✓	✓	✓	✓	✓	✓	✓		
2MW2	↓	1247	↓	Water	N		✓	✓	✓	✓	✓	✓	✓	✓		
4MW 11D	↓	1400	↓	Water	N		✓	✓	✓	✓	✓	✓	✓	✓		
4MW 27D	10/25	0906	G	Water	N		✓	✓	✓	✓	✓	✓	✓	✓		
4MW 27	↓	1032	↓	Water	N		✓	✓	✓	✓	✓	✓	✓	✓		
2MW 26D	↓	1143	↓	Water	N		✓	✓	✓	✓	✓	✓	✓	✓		
2MW 24D	↓	~~1351~~ 1252	↓	Water	N		✓	✓	✓	✓	✓	✓	✓	✓		
2MW 24S	↓	~~1503~~ 1351	↓	Water	N		✓	✓	✓	✓	✓	✓	✓	✓		
2MW 25D	↓	1503	↓	Water	N		✓	✓	✓	✓	✓	✓	✓	✓		
				Water												

Possible Hazard Identification
☑ Non-Hazard ☐ Flammable ☐ Skin Irritant ☐ Poison B ☐ Unknown ☐ Radiological

Sample Disposal (A fee may be assessed if samples are retained longer than 1 month)
☐ Return To Client ☐ Disposal By Lab ☐ Archive For _____ Months

Deliverable Requested: I, II, III, IV, Other (specify)

Special Instructions/QC Requirements:

Empty Kit Relinquished by:	Date: OCT 04 2022	Time:	Method of Shipment:		
Relinquished by: Donovan Dickey	Date/Time:	Company	Received by:	Date/Time:	Company
Relinquished by:	Date/Time:	Company	Received by:	Date/Time: 10/25/22 1634	Company
Relinquished by:	Date/Time:	Company	Received by:	Date/Time:	Company
Custody Seals Intact: Δ Yes Δ No	Custody Seal No.:		Cooler Temperature(s) °C and Other Remarks: 1.6/1.7 2.6 . 3.2/4.2		

Ver: 06/08/2021

Eurofins Tampa
6712 Benjamin Road Suite 100
Tampa, FL 33634
Phone: 813-885-7427 Fax: 813-885-7049

Chain of Custody Record

660-Tampa

eurofins | Environment Testing America

Client Information	Sampler: Dorman Diaz / Fauve Herron	Lab PM: Hornsby, Jess	Carrier Tracking No(s):	COC No: 660-110674-35630.2
Client Contact: Fauve Herron	Phone:	E-Mail: Jess.Hornsby@et.eurofinsus.com	State of Origin:	Page: Page 2 of 4
Company: SCS Engineers	PWSID:			Job #: 09222055.01
Address: 3922 Coconut Palm Drive #102	Due Date Requested:			
City: Tampa	TAT Requested (days): Standard			
State, Zip: FL, 33619	Compliance Project: Δ Yes Δ No			
Phone: 813-450-7467(Tel)	PO #: 09222055.01			
Email: fherron@scsengineers.com	WO #:			
Project Name: Pasco County LF	Project #: 66018510			
Site:	SSOW#:			

Analysis Requested

Sample Identification	Sample Date	Sample Time	Sample Type (C=comp, G=grab)	Matrix (W=water, S=solid, O=waste/oil, BT=Tissue, A=Air)	Field Filtered Sample (Yes or No)	Perform MS/MSD (Yes or No)	353.2_Pres - Nitrate-Nitrite (for nitrate calculatio	2540C - Solids, Total Dissolved (TDS)	353.2_Nitrite - Nitrite (for nitrate calculation)	300_ORGFM_28D - Chloride	350.1 - Ammonia	6020B, 7470A	8011 - Appendix 1	8260D - Appendix 1	Special Instructions/Note:
				Preservation Code:	X	X	S	N	N	N	S	D	A	N	
2MW 17S	10/26	940	G	Water											
2MW 19D		1040		Water											
2MW 15AD		1150		Water											
4MW 23		1350		Water											
4MW 22		1440		Water											
4MW 21		1515		Water											
4MW 6		1237		Water											
4MW 4		1305		Water											
2MW 18D		1335		Water											
4MW 12D		1425		Water											
4MW 14D		1514		Water											

660-124642 Chain of Custody

Loc: 660
124642

Preservation Codes:
A - HCL
B - NaOH
C - Zn Acetate
D - Nitric Acid
E - NaHSO4
F - MeOH
G - Amchlor
H - Ascorbic Acid
I - Ice
J - DI Water
K - EDTA
L - EDA
M - Hexane
N - None
O - AsNaO2
P - Na2O4S
Q - Na2SO3
R - Na2S2O3
S - H2SO4
T - TSP Dodecahydrate
U - Acetone
V - MCAA
W - pH 4-5
Y - Trizma
Z - other (specify)
Other:

Possible Hazard Identification
☑ Non-Hazard ☐ Flammable ☐ Skin Irritant ☐ Poison B ☐ Unknown ☐ Radiological

Sample Disposal (A fee may be assessed if samples are retained longer than 1 month)
☐ Return To Client ☐ Disposal By Lab ☐ Archive For _____ Months

Deliverable Requested: I, II, III, IV, Other (specify)

Special Instructions/QC Requirements:

Empty Kit Relinquished by: | Date: OCT 04 2022 | Time: | Method of Shipment:

Relinquished by:	Date/Time:	Company	Received by:	Date/Time:	Company
[signature]	10/26	SCS	[signature]	10/26/22 1640	

Custody Seals Intact: Δ Yes Δ No | Custody Seal No.: | Cooler Temperature(s) °C and Other Remarks: 2.6 / 3.6, 3.8 / 4.2

Ver: 06/08/2021

Eurofins Tampa
6712 Benjamin Road Suite 100
Tampa, FL 33634
Phone: 813-885-7427 Fax: 813-885-7049

Chain of Custody Record

660-Tampa

eurofins | Environment Testing America

Client Information	Sampler: Duncan Dixon	Lab PM: Hornsby, Jess	Carrier Tracking No(s):	COC No: 660-110674-35630.4
Client Contact: Fauve Herron	Phone:	E-Mail: Jess.Hornsby@et.eurofinsus.com	State of Origin:	Page: Page 4 of 4
Company: SCS Engineers	PWSID:			Job #: 09222055.01
Address: 3922 Coconut Palm Drive #102	Due Date Requested:			
City: Tampa	TAT Requested (days): Standard			
State, Zip: FL, 33619	Compliance Project: Δ Yes Δ No			
Phone: 813-450-7467(Tel)	PO #: 09222055.01			
Email: fherron@scsengineers.com	WO #:			
Project Name: Pasco County LF	Project #: 66018510			
Site:	SSOW#:			

Analysis Requested

Preservation Codes:
A - HCL
B - NaOH
C - Zn Acetate
D - Nitric Acid
E - NaHSO4
F - MeOH
G - Amchlor
H - Ascorbic Acid
I - Ice
J - DI Water
K - EDTA
L - EDA
M - Hexane
N - None
O - AsNaO2
P - Na2O4S
Q - Na2SO3
R - Na2S2O3
S - H2SO4
T - TSP Dodecahydrate
U - Acetone
V - MCAA
W - pH 4-5
Y - Trizma
Z - other (specify)
Other:

Sample Identification	Sample Date	Sample Time	Sample Type (C=comp, G=grab)	Matrix (W=water, S=solid, O=waste/oil, BT=Tissue, A=Air)	Field Filtered Sample (Yes or No)	Perform MS/MSD (Yes or No)	353.2_Pres - Nitrate-Nitrite (for nitrate calculatio	2540C - Solids, Total Dissolved (TDS)	353.2_Nitrite - Nitrite (for nitrate calculation)	300_ORGFM_28D - Chloride	350.1 - Ammonia	6020B, 7470A	8011 - Appendix 1	8260D - Appendix 1	Total	Special Instructions/Note:
			Preservation Code:				S	N	N	N	S	D	A	N		
4MW5	10/27	1050	G	Water												
4MW3A		1127														
4MW9		1242														
4MW8		1352														
4MW7		1433														

Loc: 660 124675

660-124675 Chain of Custody

Possible Hazard Identification
☐ Non-Hazard ☐ Flammable ☐ Skin Irritant ☐ Poison B ☐ Unknown ☐ Radiological

Sample Disposal (A fee may be assessed if samples are retained longer than 1 month)
☐ Return To Client ☐ Disposal By Lab ☐ Archive For _____ Months

Deliverable Requested: I, II, III, IV, Other (specify)

Special Instructions/QC Requirements:

Empty Kit Relinquished by:	Date: OCT 04 2022	Time:	Method of Shipment:		
Relinquished by:	Date/Time: 10/27/22 1545	Company	Received by:	Date/Time: 10/27/22 1545	Company
Relinquished by:	Date/Time:	Company	Received by:	Date/Time:	Company
Relinquished by:	Date/Time:	Company	Received by:	Date/Time:	Company
Custody Seals Intact: Δ Yes Δ No	Custody Seal No.:		Cooler Temperature(s) °C and Other Remarks: 2.8/3.8		

Ver: 06/08/2021

Eurofins Tampa
6712 Benjamin Road Suite 100
Tampa, FL 33634
Phone: 813-885-7427 Fax: 813-885-7049

Chain of Custody Record

eurofins
Environment Testing

Client Information (Sub Contract Lab)	Sampler:	Lab PM: Hornsby, Jess	Carrier Tracking No(s):	COC No: 660-140435 1
Client Contact: Shipping/Receiving	Phone:	E-Mail: Jess.Hornsby@et.eurofinsus.com	State of Origin: Florida	Page: Page 1 of 2
Company: Eurofins Environment Testing Southeast,		Accreditations Required (See note): NELAP - Florida		Job #: 660-124598-1
Address: 5102 LaRoche Avenue, ,	Due Date Requested: 11/1/2022			
City: Savannah	TAT Requested (days):			
State, Zip: GA, 31404				
Phone: 912-354-7858(Tel) 912-352-0165(Fax)	PO #:			
Email:	WO #:			
Project Name: Pasco County LF	Project #: 66018510			
Site:	SSOW#:			

Analysis Requested

Preservation Codes:
A - HCL
B - NaOH
C - Zn Acetate
D - Nitric Acid
E - NaHSO4
F - MeOH
G - Amchlor
H - Ascorbic Acid
I - Ice
J - DI Water
K - EDTA
L - EDA
M - Hexane
N - None
O - AsNaO2
P - Na2O4S
Q - Na2SO3
R - Na2S2O3
S - H2SO4
T - TSP Dodecahydrate
U - Acetone
V - MCAA
W - pH 4-5
Y - Trizma
Z - other (specify)
Other:

Sample Identification - Client ID (Lab ID)	Sample Date	Sample Time	Sample Type (C=comp, G=grab)	Matrix (W=water S=solid, O=waste/oil, BT=Tissue, A=Air)	Field Filtered Sample (Yes or No)	Perform MS/MSD (Yes or No)	300_ORGFM_28D/ Chloride	350 1/ Ammonia	6020B/3005A Appendix 1 + Fe, Na	7470A/7470A_Prep Mercury (CVAA)	8011/8011_Prep Appendix 1	8260D/5030B_UP Appendix 1	Total Number of containers	Special Instructions/Note:
			Preservation Code:											
2MW-27D (660-124598-1)	10/25/22	10:00 Eastern		Water			X	X	X	X	X	X	6	
4MW2 (660-124598-2)	10/25/22	12:25 Eastern		Water			X	X	X	X	X	X	6	
2MW2 (660-124598-3)	10/25/22	12:47 Eastern		Water			X	X	X	X	X	X	6	
4MW11D (660-124598-4)	10/25/22	14:00 Eastern		Water			X	X	X	X	X	X	6	
4MW27D (660-124598-5)	10/25/22	09:06 Eastern		Water			X	X	X	X	X	X	6	
4MW27 (660-124598-6)	10/25/22	10:32 Eastern		Water			X	X	X	X	X	X	6	
4MW26D (660-124598-7)	10/25/22	11.43 Eastern		Water			X	X	X	X	X	X	6	
4MW24D (660-124598-8)	10/25/22	12.52 Eastern		Water			X	X	X	X	X	X	6	
4MW24S (660-124598-9)	10/25/22	13.51 Eastern		Water			X	X	X	X	X	X	6	

Note: Since laboratory accreditations are subject to change, Eurofins Environment Testing Southeast, LLC places the ownership of method, analyte & accreditation compliance upon out subcontract laboratories. This sample shipment is forwarded under chain-of-custody If the laboratory does not currently maintain accreditation in the State of Origin listed above for analysis/tests/matrix being analyzed the samples must be shipped back to the Eurofins Environment Testing Southeast, LLC laboratory or other instructions will be provided. Any changes to accreditation status should be brought to Eurofins Environment Testing Southeast, LLC attention immediately If all requested accreditations are current to date, return the signed Chain of Custody attesting to said complicance to Eurofins Environment Testing Southeast, LLC.

Possible Hazard Identification *Unconfirmed*	***Sample Disposal (A fee may be assessed if samples are retained longer than 1 month)*** ☐ *Return To Client* ☐ *Disposal By Lab* ☐ *Archive For* _____ *Months*
Deliverable Requested I, II, III, IV, Other (specify) Primary Deliverable Rank. 2	Special Instructions/QC Requirements.

Empty Kit Relinquished by:	Date.	Time:	Method of Shipment:		
Relinquished by: [signature]	Date/Time: 10/27/22 17:00	Company	Received by: Tyrnishee Hawley	Date/Time: 10-28-22	Company
Relinquished by:	Date/Time:	Company	Received by:	Date/Time: 10:30	Company
Relinquished by:	Date/Time:	Company	Received by:	Date/Time:	Company
Custody Seals Intact: Δ Yes Δ No	Custody Seal No		Cooler Temperature(s) °C and Other Remarks: 3.6 - 3.6		

Ver: 06/08/2021

Eurofins Tampa
6712 Benjamin Road Suite 100
Tampa, FL 33634
Phone: 813-885-7427 Fax: 813-885-7049

Chain of Custody Record

eurofins Environment Testing

Client Information (Sub Contract Lab)	Sampler:	Lab PM: Hornsby, Jess	Carrier Tracking No(s):	COC No: 660-140435.2
Client Contact: Shipping/Receiving	Phone:	E-Mail: Jess.Hornsby@et.eurofinsus.com	State of Origin: Florida	Page: Page 2 of 2
Company: Eurofins Environment Testing Southeast,		Accreditations Required (See note): NELAP - Florida		Job #: 660-124642-1
Address: 5102 LaRoche Avenue, ,	Due Date Requested: 11/2/2022			
City: Savannah	TAT Requested (days):			
State, Zip: GA, 31404				
Phone: 912-354-7858(Tel) 912-352-0165(Fax)	PO #:			
Email:	WO #:			
Project Name: Pasco County LF	Project #: 66018510			
Site:	SSOW#:			

Analysis Requested

Preservation Codes:
A - HCL
B - NaOH
C - Zn Acetate
D - Nitric Acid
E - NaHSO4
F - MeOH
G - Amchlor
H - Ascorbic Acid
I - Ice
J - DI Water
K - EDTA
L - EDA
M - Hexane
N - None
O - AsNaO2
P - Na2O4S
Q - Na2SO3
R - Na2S2O3
S - H2SO4
T - TSP Dodecahydrate
U - Acetone
V - MCAA
W - pH 4-5
Y - Trizma
Z - other (specify)
Other:

Sample Identification - Client ID (Lab ID)	Sample Date	Sample Time	Sample Type (C=comp, G=grab)	Matrix (W=water S=solid, O=waste/oil, BT=Tissue, A=Air)	Field Filtered Sample (Yes or No)	Perform MS/MSD (Yes or No)	300_ORGFM_28D/ Chloride	350 1/ Ammonia	6020B/3005A Appendix 1 + Fe, Na	7470A/7470A_Prep Mercury (CVAA)	8011/8011_Prep Appendix 1	8260D/5030B_UP Appendix 1	Total Number of containers	Special Instructions/Note:
			Preservation Code:											
4MW12D (660-124642-10)	10/26/22	14:25 Eastern		Water			X	X	X	X	X	X	6	
4MW14D (660-124642-11)	10/26/22	15 14 Eastern		Water			X	X	X	X	X	X	6	

Note: Since laboratory accreditations are subject to change, Eurofins Environment Testing Southeast, LLC places the ownership of method analyte & accreditation compliance upon out subcontract laboratories. This sample shipment is forwarded under chain-of-custody If the laboratory does not currently maintain accreditation in the State of Origin listed above for analysis/tests/matrix being analyzed the samples must be shipped back to the Eurofins Environment Testing Southeast, LLC laboratory or other instructions will be provided. Any changes to accreditation status should be brought to Eurofins Environment Testing Southeast, LLC attention immediately If all requested accreditations are current to date, return the signed Chain of Custody attesting to said complicance to Eurofins Environment Testing Southeast, LLC.

Possible Hazard Identification *Unconfirmed*	***Sample Disposal (A fee may be assessed if samples are retained longer than 1 month)*** ☐ *Return To Client* ☐ *Disposal By Lab* ☐ *Archive For* _____ *Months*
Deliverable Requested, I, II, III, IV, Other (specify) Primary Deliverable Rank: 2	Special Instructions/QC Requirements.

Empty Kit Relinquished by:	Date	Time.	Method of Shipment:

Relinquished by:	Date/Time:	Company	Received by:	Date/Time:	Company
[signature]	10/27/2217		Tyrnishee Howell	10-28-22	
				10 30	

Custody Seals Intact: Δ Yes Δ No	Custody Seal No	Cooler Temperature(s) °C and Other Remarks: 5.0 -5.6

Ver: 06/08/2021

Eurofins Tampa
6712 Benjamin Road Suite 100
Tampa, FL 33634
Phone: 813-885-7427 Fax: 813-885-7049

Chain of Custody Record

eurofins Environment Testing America

Client Information (Sub Contract Lab)	Sampler	Lab PM: Hornsby, Jess	Carrier Tracking No(s):	COC No: 660-140413 1
Client Contact: Shipping/Receiving	Phone:	E-Mail: Jess.Hornsby@et.eurofinsus.com	State of Origin: Florida	Page: Page 1 of 2
Company: Eurofins Environment Testing Southeast,		Accreditations Required (See note): NELAP - Florida		Job #: 660-124598-1
Address: 5102 LaRoche Avenue, ,	Due Date Requested: 10/31/2022			
City: Savannah	TAT Requested (days):			
State, Zip: GA, 31404				
Phone: 912-354-7858(Tel) 912-352-0165(Fax)	PO #:			
Email:	WO #:			
Project Name: Pasco County LF	Project #: 66018510			
Site:	SSOW#:			

Analysis Requested

Preservation Codes:
A - HCL
B - NaOH
C - Zn Acetate
D - Nitric Acid
E - NaHSO4
F - MeOH
G - Amchlor
H - Ascorbic Acid
I - Ice
J - DI Water
K - EDTA
L - EDA
M - Hexane
N - None
O - AsNaO2
P - Na2O4S
Q - Na2SO3
R - Na2S2O3
S - H2SO4
T - TSP Dodecahydrate
U - Acetone
V - MCAA
W - pH 4-5
Y - Trizma
Z - other (specify)
Other:

Sample Identification - Client ID (Lab ID)	Sample Date	Sample Time	Sample Type (C=comp, G=grab)	Matrix (W=water S=solid, O=waste/oil, BT=Tissue, A=Air)	Field Filtered Sample (Yes or No)	Perform MS/MSD (Yes or No)	300_ORGFM_28D/ Chloride	350.1/ Ammonia	6020B/3005A Appendix 1 + Fe, Na	7470A/7470A_Prep Mercury (CVAA)	8011/8011_Prep Appendix 1	8260D/5030B_UP Appendix 1	Total Number of containers	Special Instructions/Note:
			Preservation Code:											
2MW-27D (660-124598-1)	10/25/22	10:00 Eastern		Water			X	X	X	X	X	X	3	
4MW2 (660-124598-2)	10/25/22	12:25 Eastern		Water			X	X	X	X	X	X	3	
2MW2 (660-124598-3)	10/25/22	12:47 Eastern		Water			X	X	X	X	X	X	3	
4MW11D (660-124598-4)	10/25/22	14.00 Eastern		Water			X	X	X	X	X	X	3	
4MW27D (660-124598-5)	10/25/22	09:06 Eastern		Water			X	X	X	X	X	X	3	
4MW27 (660-124598-6)	10/25/22	10:32 Eastern		Water			X	X	X	X	X	X	3	
4MW26D (660-124598-7)	10/25/22	11.43 Eastern		Water			X	X	X	X	X	X	3	
4MW24D (660-124598-8)	10/25/22	12.52 Eastern		Water			X	X	X	X	X	X	3	
4MW24S (660-124598-9)	10/25/22	13.51 Eastern		Water			X	X	X	X	X	X	3	

Note: Since laboratory accreditations are subject to change, Eurofins Environment Testing Southeast, LLC places the ownership of method analyte & accreditation compliance upon out subcontract laboratories. This sample shipment is forwarded under chain-of-custody If the laboratory does not currently maintain accreditation in the State of Origin listed above for analysis/tests/matrix being analyzed, the samples must be shipped back to the Eurofins Environment Testing Southeast, LLC laboratory or other instructions will be provided. Any changes to accreditation status should be brought to Eurofins Environment Testing Southeast, LLC attention immediately If all requested accreditations are current to date, return the signed Chain of Custody attesting to said complicance to Eurofins Environment Testing Southeast, LLC.

Possible Hazard Identification
Unconfirmed

Sample Disposal (A fee may be assessed if samples are retained longer than 1 month)
☐ *Return To Client* ☐ *Disposal By Lab* ☐ *Archive For* _____ *Months*

Deliverable Requested I, II, III, IV, Other (specify) Primary Deliverable Rank: 2

Special Instructions/QC Requirements

Empty Kit Relinquished by:	Date	Time:	Method of Shipment:

Relinquished by:	Date/Time:	Company	Received by:	Date/Time:	Company
	10/26/22 1700		Keshma Lewis	10/27/22	10:30
Relinquished by:	Date/Time:	Company	Received by:	Date/Time:	Company
Relinquished by:	Date/Time:	Company	Received by:	Date/Time:	Company

Custody Seals Intact: Δ Yes Δ No

Custody Seal No

Cooler Temperature(s) °C and Other Remarks: 2.3/4.4/1.6/5.5/3.1/3.4/1.0/0.9
2.3/4.4/1.6/5.5/3.1/3.4/1.0/0.9

Ver: 06/08/2021

12/16/2022 (Rev. 1)

Eurofins Tampa
6712 Benjamin Road Suite 100
Tampa, FL 33634
Phone: 813-885-7427 Fax: 813-885-7049

Chain of Custody Record

eurofins Environment Testing America

Client Information (Sub Contract Lab)	Sampler:	Lab PM: Hornsby, Jess	Carrier Tracking No(s):	COC No: 660-140413.2
Client Contact: Shipping/Receiving	Phone:	E-Mail: Jess Hornsby@et.eurofinsus.com	State of Origin: Florida	Page: Page 2 of 2
Company: Eurofins Environment Testing Southeast,		Accreditations Required (See note): NELAP - Florida		Job #: 660-124598-1
Address: 5102 LaRoche Avenue, ,	Due Date Requested: 10/31/2022			
City: Savannah	TAT Requested (days):			
State, Zip: GA, 31404				
Phone: 912-354-7858(Tel) 912-352-0165(Fax)	PO #:			
Email:	WO #:			
Project Name: Pasco County LF	Project #: 66018510			
Site:	SSOW#:			

Analysis Requested

Preservation Codes:
A - HCL
B - NaOH
C - Zn Acetate
D - Nitric Acid
E - NaHSO4
F - MeOH
G - Amchlor
H - Ascorbic Acid
I - Ice
J - DI Water
K - EDTA
L - EDA
M - Hexane
N - None
O - AsNaO2
P - Na2O4S
Q - Na2SO3
R - Na2S2O3
S - H2SO4
T - TSP Dodecahydrate
U - Acetone
V - MCAA
W - pH 4-5
Y - Trizma
Z - other (specify)
Other:

Sample Identification - Client ID (Lab ID)	Sample Date	Sample Time	Sample Type (C=comp, G=grab)	Matrix (W=water S=solid, O=waste/oil, BT=Tissue, A=Air)	Field Filtered Sample (Yes or No)	Perform MS/MSD (Yes or No)	300_ORGFM_28D/ Chloride	350 1/ Ammonia	6020B/3005A Appendix 1 + Fe, Na	7470A/7470A_Prep Mercury (CVAA)	8011/8011_Prep Appendix 1	8260D/5030B_UP Appendix 1	Total Number of containers	Special Instructions/Note:
			Preservation Code:											
4MW25D (660-124598-10)	10/25/22	15 03 Eastern		Water			X	X	X	X	X	X	3	

Note: Since laboratory accreditations are subject to change, Eurofins Environment Testing Southeast, LLC places the ownership of method analyte & accreditation compliance upon out subcontract laboratories. This sample shipment is forwarded under chain-of-custody If the laboratory does not currently maintain accreditation in the State of Origin listed above for analysis/tests/matrix being analyzed, the samples must be shipped back to the Eurofins Environment Testing Southeast, LLC laboratory or other instructions will be provided Any changes to accreditation status should be brought to Eurofins Environment Testing Southeast, LLC attention immediately If all requested accreditations are current to date, return the signed Chain of Custody attesting to said complicance to Eurofins Environment Testing Southeast, LLC.

Possible Hazard Identification *Unconfirmed*	***Sample Disposal (A fee may be assessed if samples are retained longer than 1 month)*** ☐ *Return To Client* ☐ *Disposal By Lab* ☐ *Archive For* _____ *Months*
Deliverable Requested I, II, III, IV, Other (specify) Primary Deliverable Rank. 2	Special Instructions/QC Requirements:

Empty Kit Relinquished by:	Date.	Time	Method of Shipment:

Relinquished by:	Date/Time:	Company	Received by:	Date/Time:	Company
[signature]	10/26/22 1200		Keshia [signature]	10/27/22	11:00

Custody Seals Intact: Δ Yes Δ No	Custody Seal No	Cooler Temperature(s) °C and Other Remarks: 2.3/2.3

Ver: 06/08/2021

Eurofins Tampa
6712 Benjamin Road Suite 100
Tampa, FL 33634
Phone: 813-885-7427 Fax: 813-885-7049

Chain of Custody Record

eurofins
Environment Testing

Client Information (Sub Contract Lab)	Sampler:	Lab PM: Hornsby, Jess	Carrier Tracking No(s):	COC No: 660-140435 1
Client Contact: Shipping/Receiving	Phone:	E-Mail: Jess Hornsby@et.eurofinsus.com	State of Origin: Florida	Page: Page 1 of 2
Company: Eurofins Environment Testing Southeast,		Accreditations Required (See note): NELAP - Florida		Job #: 660-124642-1
Address: 5102 LaRoche Avenue, ,	Due Date Requested: 11/2/2022			
City: Savannah	TAT Requested (days):			
State, Zip: GA, 31404				
Phone: 912-354-7858(Tel) 912-352-0165(Fax)	PO #:			
Email:	WO #:			
Project Name: Pasco County LF	Project #: 66018510			
Site:	SSOW#:			

Analysis Requested

Preservation Codes:
A - HCL
B - NaOH
C - Zn Acetate
D - Nitric Acid
E - NaHSO4
F - MeOH
G - Amchlor
H - Ascorbic Acid
I - Ice
J - DI Water
K - EDTA
L - EDA
M - Hexane
N - None
O - AsNaO2
P - Na2O4S
Q - Na2SO3
R - Na2S2O3
S - H2SO4
T - TSP Dodecahydrate
U - Acetone
V - MCAA
W - pH 4-5
Y - Trizma
Z - other (specify)
Other:

Sample Identification - Client ID (Lab ID)	Sample Date	Sample Time	Sample Type (C=Comp, G=grab)	Matrix (W=water S=solid, O=waste/oil, BT=Tissue, A=Air)	Field Filtered Sample (Yes or No)	Perform MS/MSD (Yes or No)	300_ORGFM_28D/ Chloride	350 1/ Ammonia	6020B/3005A Appendix 1 + Fe, Na	7470A/7470A_Prep Mercury (CVAA)	8011/8011_Prep Appendix 1	8260D/5030B_UP Appendix 1							Total Number of containers	Special Instructions/Note:
			Preservation Code:																	
2MW17S (660-124642-1)	10/26/22	09.40 Eastern		Water			X	X	X	X	X	X							6	
2MW19D (660-124642-2)	10/26/22	10.40 Eastern		Water			X	X	X	X	X	X							6	
2MW15AD (660-124642-3)	10/26/22	11.50 Eastern		Water			X	X	X	X	X	X							6	
4MW23 (660-124642-4)	10/26/22	13.50 Eastern		Water			X	X	X	X	X	X							6	
4MW22 (660-124642-5)	10/26/22	14.40 Eastern		Water			X	X	X	X	X	X							6	
4MW21 (660-124642-6)	10/26/22	15 15 Eastern		Water			X	X	X	X	X	X							6	
4MW6 (660-124642-7)	10/26/22	12:37 Eastern		Water			X	X	X	X	X	X							6	
4MW4 (660-124642-8)	10/26/22	13:05 Eastern		Water			X	X	X	X	X	X							6	
2MW18D (660-124642-9)	10/26/22	13:35 Eastern		Water			X	X	X	X	X	X							6	

Note: Since laboratory accreditations are subject to change, Eurofins Environment Testing Southeast, LLC places the ownership of method analyte & accreditation compliance upon out subcontract laboratories. This sample shipment is forwarded under chain-of-custody If the laboratory does not currently maintain accreditation in the State of Origin listed above for analysis/tests/matrix being analyzed the samples must be shipped back to the Eurofins Environment Testing Southeast, LLC laboratory or other instructions will be provided Any changes to accreditation status should be brought to Eurofins Environment Testing Southeast, LLC attention immediately If all requested accreditations are current to date, return the signed Chain of Custody attesting to said complicance to Eurofins Environment Testing Southeast, LLC.

Possible Hazard Identification	*Sample Disposal (A fee may be assessed if samples are retained longer than 1 month)*
Unconfirmed	☐ *Return To Client* ☐ *Disposal By Lab* ☐ *Archive For* _____ *Months*
Deliverable Requested I, II, III, IV, Other (specify) Primary Deliverable Rank. 2	Special Instructions/QC Requirements.

Empty Kit Relinquished by:	Date	Time.	Method of Shipment:

Relinquished by:	Date/Time: 10/27/22 17:00	Company	Received by:	Date/Time: 10-28-22	Company
Relinquished by:	Date/Time:	Company	Received by:	Date/Time: 10-30-22	Company
Relinquished by:	Date/Time:	Company	Received by:	Date/Time:	Company

Custody Seals Intact: Δ Yes Δ No	Custody Seal No.	Cooler Temperature(s) °C and Other Remarks: 3.4 3.9

Ver: 06/08/2021

Eurofins Tampa
6712 Benjamin Road Suite 100
Tampa, FL 33634
Phone. 813-885-7427 Fax: 813-885-7049

Chain of Custody Record

eurofins
Environment Testing

Client Information (Sub Contract Lab)	Sampler:	Lab PM: Hornsby, Jess	Carrier Tracking No(s):	COC No: 660-140435.2
Client Contact: Shipping/Receiving	Phone:	E-Mail: Jess.Hornsby@et.eurofinsus.com	State of Origin: Florida	Page: Page 2 of 2
Company: Eurofins Environment Testing Southeast,		Accreditations Required (See note): NELAP - Florida		Job #: 660-124598-1
Address: 5102 LaRoche Avenue, ,	Due Date Requested: 11/1/2022			
City: Savannah	TAT Requested (days):			
State, Zip: GA, 31404				
Phone: 912-354-7858(Tel) 912-352-0165(Fax)	PO #:			
Email:	WO #:			
Project Name: Pasco County LF	Project #: 66018510			
Site:	SSOW#:			

Analysis Requested

Preservation Codes:
A - HCL
B - NaOH
C - Zn Acetate
D - Nitric Acid
E - NaHSO4
F - MeOH
G - Amchlor
H - Ascorbic Acid
I - Ice
J - DI Water
K - EDTA
L - EDA
M - Hexane
N - None
O - AsNaO2
P - Na2O4S
Q - Na2SO3
R - Na2S2O3
S - H2SO4
T - TSP Dodecahydrate
U - Acetone
V - MCAA
W - pH 4-5
Y - Trizma
Z - other (specify)
Other:

Sample Identification - Client ID (Lab ID)	Sample Date	Sample Time	Sample Type (C=comp, G=grab)	Matrix (W=water S=solid, O=waste/oil, BT=Tissue, A=Air)	Field Filtered Sample (Yes or No)	Perform MS/MSD (Yes or No)	300_ORGFM_28D/ Chloride	350 1/ Ammonia	6020B/3005A Appendix 1 + Fe, Na	7470A/7470A_Prep Mercury (CVAA)	8011/8011_Prep Appendix 1	8260D/5030B_UP Appendix 1	Total Number of containers	Special Instructions/Note:
			Preservation Code:											
4MW25D (660-124598-10)	10/25/22	15:03 Eastern		Water			X	X	X	X	X	X	6	

Note: Since laboratory accreditations are subject to change, Eurofins Environment Testing Southeast, LLC places the ownership of method analyte & accreditation compliance upon out subcontract laboratories. This sample shipment is forwarded under chain-of-custody If the laboratory does not currently maintain accreditation in the State of Origin listed above for analysis/tests/matrix being analyzed, the samples must be shipped back to the Eurofins Environment Testing Southeast, LLC laboratory or other instructions will be provided. Any changes to accreditation status should be brought to Eurofins Environment Testing Southeast, LLC attention immediately If all requested accreditations are current to date, return the signed Chain of Custody attesting to said complicance to Eurofins Environment Testing Southeast, LLC.

Possible Hazard Identification *Unconfirmed*	***Sample Disposal (A fee may be assessed if samples are retained longer than 1 month)*** ☐ *Return To Client* ☐ *Disposal By Lab* ☐ *Archive For* _____ *Months*
Deliverable Requested I, II, III, IV, Other (specify) Primary Deliverable Rank. 2	Special Instructions/QC Requirements.

Empty Kit Relinquished by:	Date	Time	Method of Shipment:

Relinquished by:	Date/Time:	Company	Received by:	Date/Time:	Company
[signature]	10/27/22 17		Tyn Shrettle [signature]	10-28-22	
				10:30	

Custody Seals Intact: Δ Yes Δ No	Custody Seal No	Cooler Temperature(s) °C and Other Remarks: 3.8 - 5.8

Ver: 06/08/2021

Eurofins Tampa
6712 Benjamin Road Suite 100
Tampa, FL 33634
Phone. 813-885-7427 Fax: 813-885-7049

Chain of Custody Record

eurofins
Environment Testing

Client Information (Sub Contract Lab)	Sampler:	Lab PM: Savoie, Noel	Carrier Tracking No(s):	COC No: 660-140445.2
Client Contact: Shipping/Receiving	Phone:	E-Mail: Noel.Savoie@et.eurofinsus.com	State of Origin: Florida	Page: Page 2 of 3
Company: Eurofins Environment Testing Southeast,		Accreditations Required (See note): NELAP - Florida		Job #: 660-124661-1
Address: 5102 LaRoche Avenue, ,	Due Date Requested: 11/9/2022			
City: Savannah	TAT Requested (days):			
State, Zip: GA, 31404				
Phone: 912-354-7858(Tel) 912-352-0165(Fax)	PO #:			
Email:	WO #:			
Project Name: Landia Lakeland FL	Project #: 66017802			
Site:	SSOW#:			

Preservation Codes.

A - HCL
B - NaOH
C - Zn Acetate
D - Nitric Acid
E - NaHSO4
F - MeOH
G - Amchlor
H - Ascorbic Acid
I - Ice
J - DI Water
K - EDTA
L - EDA
M - Hexane
N - None
O - AsNaO2
P - Na2O4S
Q - Na2SO3
R - Na2S2O3
S - H2SO4
T - TSP Dodecahydrate
U - Acetone
V - MCAA
W - pH 4-5
Y - Trizma
Z - other (specify)
Other:

Analysis Requested

Sample Identification - Client ID (Lab ID)	Sample Date	Sample Time	Sample Type (C=comp, G=grab)	Matrix (W=water S=solid, O=waste/oil, BT=Tissue, A=Air)	Field Filtered Sample (Yes or No)	Perform MS/MSD (Yes or No)	300_ORGFM_28D/ Chloride, Sulfate	6020/3005A As,Cd,Cr,Pb,Mn	3500_Fe+2_D_Calc/ Ferrous Iron	SM5310_TOC_B/ Organic Carbon, Total (TOC)	3500_Fe+3_D_Cal/ Iron, Ferric	8081B_8082A_LL/3520C_LVI Pesticides	8260D/5030B (MOD) VOCs	8270D/3510C SVOCs	SM4500_S2_F/ Sulfide, Total	350 1/ Nitrogen, Ammonia	RSK_175/ Methane	2320B/ (MOD) Alkalinity		Total Number of containers	Special Instructions/Note:
				Preservation Code:																	
RIMW-08I (660-124661-10)	10/26/22	13.31 Eastern		Water			X	X	X	X	X	X	X	X	X	X	X	X		9	
DUP-1 (660-124661-11)	10/26/22	Eastern		Water			X	X	X	X	X	X	X	X	X	X	X	X		9	
RIMW-11I (660-124661-12)	10/26/22	15 12 Eastern		Water			X	X	X	X	X	X	X	X	X	X	X	X		9	
RAMW-01I (660-124661-13)	10/27/22	09:27 Eastern		Water			X	X	X	X	X	X	X	X	X					6	
RIMW-22I (660-124661-14)	10/27/22	11:12 Eastern		Water			X	X	X	X	X	X	X	X	X	X	X	X		9	
RAMW-08 (660-124661-15)	10/26/22	11.48 Eastern		Water			X	X	X	X	X	X	X	X	X	X	X	X		9	
RAMW-08I (660-124661-16)	10/26/22	13.35 Eastern		Water			X	X	X	X	X	X	X	X	X	X	X	X		9	
RAMW-07 (660-124661-17)	10/26/22	16.35 Eastern		Water			X	X	X	X	X	X	X	X	X	X	X	X		9	
RAMW-07I (660-124661-18)	10/26/22	18.18 Eastern		Water			X	X	X	X	X	X	X	X	X	X	X	X		9	

Note: Since laboratory accreditations are subject to change, Eurofins Environment Testing Southeast, LLC places the ownership of method analyte & accreditation compliance upon out subcontract laboratories. This sample shipment is forwarded under chain-of-custody If the laboratory does not currently maintain accreditation in the State of Origin listed above for analysis/tests/matrix being analyzed the samples must be shipped back to the Eurofins Environment Testing Southeast, LLC laboratory or other instructions will be provided. Any changes to accreditation status should be brought to Eurofins Environment Testing Southeast, LLC attention immediately If all requested accreditations are current to date, return the signed Chain of Custody attesting to said complicance to Eurofins Environment Testing Southeast, LLC.

Possible Hazard Identification	Sample Disposal (A fee may be assessed if samples are retained longer than 1 month)
Unconfirmed	☐ Return To Client ☐ Disposal By Lab ☐ Archive For _____ Months
Deliverable Requested I, II, III, IV, Other (specify) Primary Deliverable Rank. 2	Special Instructions/QC Requirements

Empty Kit Relinquished by:	Date	Time.	Method of Shipment:

Relinquished by	Date/Time:	Company	Received by	Date/Time:	Company
	10/27/22 1700		Tyrin Stockton	10-28-22	
Relinquished by	Date/Time:	Company	Received by	Date/Time:	Company
				10'50	
Relinquished by	Date/Time:	Company	Received by	Date/Time:	Company

Custody Seals Intact: Δ Yes Δ No	Custody Seal No	Cooler Temperature(s) °C and Other Remarks: 3.5 - 3.5

Ver 06/08/2021

Eurofins Tampa
6712 Benjamin Road Suite 100
Tampa, FL 33634
Phone. 813-885-7427 Fax: 813-885-7049

Chain of Custody Record

eurofins
Environment Testing

Client Information (Sub Contract Lab)	Sampler:	Lab PM: Savoie, Noel	Carrier Tracking No(s):	COC No: 660-140445.3
Client Contact: Shipping/Receiving	Phone:	E-Mail: Noel.Savoie@et.eurofinsus com	State of Origin: Florida	Page: Page 3 of 3
Company: Eurofins Environment Testing Southeast,		Accreditations Required (See note): NELAP - Florida		Job #: 660-124661-1
Address: 5102 LaRoche Avenue,	Due Date Requested: 11/9/2022			
City: Savannah	TAT Requested (days):			
State Zip: GA, 31404				
Phone: 912-354-7858(Tel) 912-352-0165(Fax)	PO #:			
Email:	WO #:			
Project Name: Landia Lakeland FL	Project #: 66017802			
Site:	SSOW#:			

Analysis Requested

Preservation Codes:
A - HCL
B - NaOH
C - Zn Acetate
D - Nitric Acid
E - NaHSO4
F - MeOH
G - Amchlor
H - Ascorbic Acid
I - Ice
J - DI Water
K - EDTA
L - EDA
M - Hexane
N - None
O - AsNaO2
P - Na2O4S
Q - Na2SO3
R - Na2S2O3
S - H2SO4
T - TSP Dodecahydrate
U - Acetone
V - MCAA
W - pH 4-5
Y - Trizma
Z - other (specify)
Other:

Sample Identification - Client ID (Lab ID)	Sample Date	Sample Time	Sample Type (C=comp, G=grab)	Matrix (W=water S=solid, O=waste/oil, BT=Tissue, A=Air)	Field Filtered Sample (Yes or No)	Perform MS/MSD (Yes or No)	300_ORGFM_28D/ Chloride, Sulfate	6020/3005A As,Cd,Cr,Pb,Mn	3500_F+2_D_Calc/ Ferrous Iron	SM5310_TOC_B/ Organic Carbon, Total (TOC)	3500_Fe+3_D_Cal/ Iron, Ferric	8081B_8082A_LL/3520C_LVI Pesticides	8260D/5030B (MOD) VOCs	8270D/3510C SVOCs	SM4500_S2_F/ Sulfide, Total	350 1/ Nitrogen, Ammonia	RSK_175/ Methane	2320B/ (MOD) Alkalinity		Total Number of containers	Special Instructions/Note:
			Preservation Code:																		
LC-105IW (660-124661-19)	10/27/22	09.50 Eastern		Water			X	X	X	X	X	X	X	X	X	X	X	X		9	

Note: Since laboratory accreditations are subject to change, Eurofins Environment Testing Southeast, LLC places the ownership of method analyte & accreditation compliance upon out subcontract laboratories. This sample shipment is forwarded under chain-of-custody If the laboratory does not currently maintain accreditation in the State of Origin listed above for analysis/tests/matrix being analyzed, the samples must be shipped back to the Eurofins Environment Testing Southeast, LLC laboratory or other instructions will be provided. Any changes to accreditation status should be brought to Eurofins Environment Testing Southeast, LLC attention immediately If all requested accreditations are current to date, return the signed Chain of Custody attesting to said complicance to Eurofins Environment Testing Southeast, LLC.

Possible Hazard Identification *Unconfirmed*	***Sample Disposal (A fee may be assessed if samples are retained longer than 1 month)*** ☐ *Return To Client* ☐ *Disposal By Lab* ☐ *Archive For* _____ *Months*
Deliverable Requested I, II, III, IV, Other (specify) Primary Deliverable Rank. 2	Special Instructions/QC Requirements.

Empty Kit Relinquished by:	Date.	Time.	Method of Shipment:		
Relinquished by: [signature]	Date/Time: 10/27/22 1700	Company	Received by: Tyrnshe Hewlett	Date/Time: 10-28-22	Company
Relinquished by:	Date/Time:	Company	Received by:	Date/Time: 10:36	Company
Relinquished by:	Date/Time:	Company	Received by:	Date/Time:	Company
Custody Seals Intact: Δ Yes Δ No	Custody Seal No		Cooler Temperature(s) °C and Other Remarks: 6.3 - 6.5		

Ver: 06/08/2021

Eurofins Tampa
6712 Benjamin Road Suite 100
Tampa, FL 33634
Phone. 813-885-7427 Fax: 813-885-7049

Chain of Custody Record

eurofins
Environment Testing

Client Information (Sub Contract Lab)	Sampler:	Lab PM: Hornsby, Jess	Carrier Tracking No(s):	COC No: 660-140434.1
Client Contact: Shipping/Receiving	Phone:	E-Mail: Jess Hornsby@et.eurofinsus.com	State of Origin: Florida	Page: Page 1 of 2
Company: Eurofins Environment Testing Southeast,		Accreditations Required (See note): NELAP - Florida		Job #: 660-124642-1
Address: 5102 LaRoche Avenue, ,	Due Date Requested: 11/2/2022			
City: Savannah	TAT Requested (days):			
State, Zip: GA, 31404				
Phone: 912-354-7858(Tel) 912-352-0165(Fax)	PO #:			
Email:	WO #:			
Project Name: Pasco County LF	Project #: 66018510			
Site:	SSOW#:			

Analysis Requested

Preservation Codes.
A - HCL
B - NaOH
C - Zn Acetate
D - Nitric Acid
E - NaHSO4
F - MeOH
G - Amchlor
H - Ascorbic Acid
I - Ice
J - DI Water
K - EDTA
L - EDA
M - Hexane
N - None
O - AsNaO2
P - Na2O4S
Q - Na2SO3
R - Na2S2O3
S - H2SO4
T - TSP Dodecahydrate
U - Acetone
V - MCAA
W - pH 4-5
Y - Trizma
Z - other (specify)
Other:

Sample Identification - Client ID (Lab ID)	Sample Date	Sample Time	Sample Type (C=comp, G=grab)	Matrix (W=water S=solid, O=waste/oil, BT=Tissue, A=Air)	Field Filtered Sample (Yes or No)	Perform MS/MSD (Yes or No)	300_ORGFM_28D/ Chloride	350 1/ Ammonia	6020B/3005A Appendix 1 + Fe, Na	7470A/7470A_Prep Mercury (CVAA)	8011/8011_Prep Appendix 1	8260D/5030B_UP Appendix 1	Total Number of containers	Special Instructions/Note:
			Preservation Code:											
2MW17S (660-124642-1)	10/26/22	09:40 Eastern		Water			X	X	X	X	X	X	3	
2MW19D (660-124642-2)	10/26/22	10:40 Eastern		Water			X	X	X	X	X	X	3	
2MW15AD (660-124642-3)	10/26/22	11.50 Eastern		Water			X	X	X	X	X	X	3	
4MW23 (660-124642-4)	10/26/22	13.50 Eastern		Water			X	X	X	X	X	X	3	
4MW22 (660-124642-5)	10/26/22	14.40 Eastern		Water			X	X	X	X	X	X	3	
4MW21 (660-124642-6)	10/26/22	15 15 Eastern		Water			X	X	X	X	X	X	3	
4MW6 (660-124642-7)	10/26/22	12:37 Eastern		Water			X	X	X	X	X	X	3	
4MW4 (660-124642-8)	10/26/22	13:05 Eastern		Water			X	X	X	X	X	X	3	
2MW18D (660-124642-9)	10/26/22	13:35 Eastern		Water			X	X	X	X	X	X	3	

Note: Since laboratory accreditations are subject to change, Eurofins Environment Testing Southeast, LLC places the ownership of method, analyte & accreditation compliance upon out subcontract laboratories. This sample shipment is forwarded under chain-of-custody If the laboratory does not currently maintain accreditation in the State of Origin listed above for analysis/tests/matrix being analyzed, the samples must be shipped back to the Eurofins Environment Testing Southeast, LLC laboratory or other instructions will be provided. Any changes to accreditation status should be brought to Eurofins Environment Testing Southeast, LLC attention immediately If all requested accreditations are current to date, return the signed Chain of Custody attesting to said complicance to Eurofins Environment Testing Southeast, LLC.

Possible Hazard Identification	Sample Disposal (A fee may be assessed if samples are retained longer than 1 month)
Unconfirmed	☐ Return To Client ☐ Disposal By Lab ☐ Archive For _____ Months
Deliverable Requested I, II, III, IV, Other (specify) Primary Deliverable Rank. 2	Special Instructions/QC Requirements.

Empty Kit Relinquished by:	Date	Time.	Method of Shipment:

Relinquished by	Date/Time:	Company	Received by	Date/Time:	Company
	10/27/22 17:00		Tyn Shelton	10-28-22	
Relinquished by	Date/Time:	Company	Received by	Date/Time:	Company
				10:50	
Relinquished by	Date/Time:	Company	Received by	Date/Time:	Company

Custody Seals Intact: Δ Yes Δ No	Custody Seal No:	Cooler Temperature(s) °C and Other Remarks: 2.3 - 2.3

Ver 06/08/2021

Eurofins Tampa
6712 Benjamin Road Suite 100
Tampa, FL 33634
Phone: 813-885-7427 Fax: 813-885-7049

Chain of Custody Record

eurofins Environment Testing

Client Information (Sub Contract Lab)	Sampler:	Lab PM: Hornsby, Jess	Carrier Tracking No(s):	COC No: 660-140434.2
Client Contact: Shipping/Receiving	Phone:	E-Mail: Jess.Hornsby@et.eurofinsus.com	State of Origin: Florida	Page: Page 2 of 2
Company: Eurofins Environment Testing Southeast,		Accreditations Required (See note): NELAP - Florida		Job #: 660-124642-1
Address: 5102 LaRoche Avenue, ,	Due Date Requested: 11/2/2022			
City: Savannah	TAT Requested (days):			
State, Zip: GA, 31404				
Phone: 912-354-7858(Tel) 912-352-0165(Fax)	PO #:			
Email:	WO #:			
Project Name: Pasco County LF	Project #: 66018510			
Site:	SSOW#:			

Analysis Requested

Preservation Codes:
A - HCL
B - NaOH
C - Zn Acetate
D - Nitric Acid
E - NaHSO4
F - MeOH
G - Amchlor
H - Ascorbic Acid
I - Ice
J - DI Water
K - EDTA
L - EDA
M - Hexane
N - None
O - AsNaO2
P - Na2O4S
Q - Na2SO3
R - Na2S2O3
S - H2SO4
T - TSP Dodecahydrate
U - Acetone
V - MCAA
W - pH 4-5
Y - Trizma
Z - other (specify)
Other:

Sample Identification - Client ID (Lab ID)	Sample Date	Sample Time	Sample Type (C=comp, G=grab)	Matrix (W=water S=solid, O=waste/oil, BT=Tissue, A=Air)	Field Filtered Sample (Yes or No)	Perform MS/MSD (Yes or No)	300_ORGFM_28D/ Chloride	350.1/ Ammonia	6020B/3005A Appendix 1 + Fe, Na	7470A/7470A_Prep Mercury (CVAA)	8011/8011_Prep Appendix 1	8260D/5030B_UP Appendix 1	Total Number of containers	Special Instructions/Note:
			Preservation Code:											
4MW12D (660-124642-10)	10/26/22	14:25 Eastern		Water			X	X	X	X	X	X	3	
4MW14D (660-124642-11)	10/26/22	15 14 Eastern		Water			X	X	X	X	X	X	3	

Note: Since laboratory accreditations are subject to change, Eurofins Environment Testing Southeast, LLC places the ownership of method, analyte & accreditation compliance upon out subcontract laboratories. This sample shipment is forwarded under chain-of-custody If the laboratory does not currently maintain accreditation in the State of Origin listed above for analysis/tests/matrix being analyzed, the samples must be shipped back to the Eurofins Environment Testing Southeast, LLC laboratory or other instructions will be provided. Any changes to accreditation status should be brought to Eurofins Environment Testing Southeast, LLC attention immediately If all requested accreditations are current to date, return the signed Chain of Custody attesting to said complicance to Eurofins Environment Testing Southeast, LLC.

Possible Hazard Identification *Unconfirmed*	***Sample Disposal (A fee may be assessed if samples are retained longer than 1 month)*** ☐ *Return To Client* ☐ *Disposal By Lab* ☐ *Archive For* _____ *Months*
Deliverable Requested I, II, III, IV, Other (specify) Primary Deliverable Rank. 2	Special Instructions/QC Requirements:

Empty Kit Relinquished by:	Date:	Time:	Method of Shipment:		
Relinquished by: [signature]	Date/Time: 10/27/22 17:00	Company	Received by: Tim Stattenberg	Date/Time: 10-28-22	Company
Relinquished by:	Date/Time:	Company	Received by:	Date/Time: 10:30	Company
Relinquished by:	Date/Time:	Company	Received by:	Date/Time:	Company
Custody Seals Intact: Δ Yes Δ No	Custody Seal No.		Cooler Temperature(s) °C and Other Remarks: S.1 - S.1		

Ver: 06/08/2021

Eurofins Tampa
6712 Benjamin Road Suite 100
Tampa, FL 33634
Phone: 813-885-7427 Fax: 813-885-7049

Chain of Custody Record

eurofins
Environment Testing

Client Information (Sub Contract Lab)	Sampler:	Lab PM: Hornsby, Jess	Carrier Tracking No(s):	COC No: 660-140459.1
Client Contact: Shipping/Receiving	Phone:	E-Mail: Jess.Hornsby@et.eurofinsus.com	State of Origin: Florida	Page: Page 1 of 1
Company: Eurofins Environment Testing Southeast,		Accreditations Required (See note): NELAP - Florida		Job #: 660-124675-1
Address: 5102 LaRoche Avenue, ,	Due Date Requested: 11/3/2022			
City: Savannah	TAT Requested (days):			
State, Zip: GA, 31404				
Phone: 912-354-7858(Tel) 912-352-0165(Fax)	PO #:			
Email:	WO #:			
Project Name: Pasco County LF	Project #: 66018510			
Site:	SSOW#:			

Analysis Requested

Preservation Codes.
A - HCL
B - NaOH
C - Zn Acetate
D - Nitric Acid
E - NaHSO4
F - MeOH
G - Amchlor
H - Ascorbic Acid
I - Ice
J - DI Water
K - EDTA
L - EDA
M - Hexane
N - None
O - AsNaO2
P - Na2O4S
Q - Na2SO3
R - Na2S2O3
S - H2SO4
T - TSP Dodecahydrate
U - Acetone
V - MCAA
W - pH 4-5
Y - Trizma
Z - other (specify)
Other:

Sample Identification - Client ID (Lab ID)	Sample Date	Sample Time	Sample Type (C=comp, G=grab)	Matrix (W=water S=solid, O=waste/oil, BT=Tissue, A=Air)	Field Filtered Sample (Yes or No)	Perform MS/MSD (Yes or No)	300_ORGFM_28D/ Chloride	350.1/ Ammonia	6020B/3005A Appendix 1 + Fe, Na	7470A/7470A_Prep Mercury (CVAA)	8011/8011_Prep Appendix 1	8260D/5030B_UP Appendix 1	Total Number of containers	Special Instructions/Note:
			Preservation Code:											
4MW5 (660-124675-1)	10/27/22	10:50 Eastern		Water			X	X	X	X	X	X	9	
4MW3A (660-124675-2)	10/27/22	11:27 Eastern		Water			X	X	X	X	X	X	9	
4MW9 (660-124675-3)	10/27/22	12.42 Eastern		Water			X	X	X	X	X	X	9	
4MW8 (660-124675-4)	10/27/22	13.52 Eastern		Water			X	X	X	X	X	X	9	
4MW7 (660-124675-5)	10/27/22	14.33 Eastern		Water			X	X	X	X	X	X	9	

Note: Since laboratory accreditations are subject to change, Eurofins Environment Testing Southeast, LLC places the ownership of method analyte & accreditation compliance upon out subcontract laboratories. This sample shipment is forwarded under chain-of-custody If the laboratory does not currently maintain accreditation in the State of Origin listed above for analysis/tests/matrix being analyzed, the samples must be shipped back to the Eurofins Environment Testing Southeast, LLC laboratory or other instructions will be provided. Any changes to accreditation status should be brought to Eurofins Environment Testing Southeast, LLC attention immediately If all requested accreditations are current to date, return the signed Chain of Custody attesting to said complicance to Eurofins Environment Testing Southeast, LLC.

Possible Hazard Identification *Unconfirmed*	***Sample Disposal (A fee may be assessed if samples are retained longer than 1 month)*** ☐ *Return To Client* ☐ *Disposal By Lab* ☐ *Archive For* _____ *Months*
Deliverable Requested I, II, III, IV Other (specify) Primary Deliverable Rank. 2	Special Instructions/QC Requirements.

Empty Kit Relinquished by:	Date:	Time:		Method of Shipment:	
Relinquished by:	Date/Time: 10/28/22 1200	Company	Received by: Keshma Mahraj	Date/Time: 10/29/22	Company 10:00
Relinquished by:	Date/Time:	Company	Received by:	Date/Time:	Company
Relinquished by:	Date/Time:	Company	Received by:	Date/Time:	Company
Custody Seals Intact: Yes No	Custody Seal No		Cooler Temperature(s) °C and Other Remarks: 6.0 / 6.0		

Eurofins Tampa
6712 Benjamin Road Suite 100
Tampa, FL 33634
Phone: 813-885-7427 Fax: 813-885-7049

Chain of Custody Record

eurofins Environment Testing

Client Information	Sampler: Fauve Herron	Lab PM: Hornsby, Jess	Carrier Tracking No(s):	COC No: 660-111965-36102.1
Client Contact: ~~Fauve Herron~~ Bob Curtis	Phone:	E-Mail: Jess.Hornsby@et.eurofinsus.com	State of Origin:	Page: Page 1 of 1
Company: SCS Engineers	PWSID:			Job #:
Address: 3922 Coconut Palm Drive #102	Due Date Requested:			
City: Tampa	TAT Requested (days): 10 day Strd			
State, Zip: FL, 33619	Compliance Project: Δ Yes Δ No			
Phone: ~~813-460-7467(Tel)~~ (813)293 3403	PO #: 09222055.01			
Email: fherron@scsengineers.com	WO #:			
Project Name: Pasco County LF	Project #: 66018510			
Site:	SSOW#:			

Analysis Requested

Preservation Codes:
A - HCL
B - NaOH
C - Zn Acetate
D - Nitric Acid
E - NaHSO4
F - MeOH
G - Amchlor
H - Ascorbic Acid
I - Ice
J - DI Water
K - EDTA
L - EDA
M - Hexane
N - None
O - AsNaO2
P - Na2O4S
Q - Na2SO3
R - Na2S2O3
S - H2SO4
T - TSP Dodecahydrate
U - Acetone
V - MCAA
W - pH 4-5
Y - Trizma
Z - other (specify)
Other:

Sample Identification	Sample Date	Sample Time	Sample Type (C=comp, G=grab)	Matrix (W=water, S=solid, O=waste/oil, BT=Tissue, A=Air)	Field Filtered Sample (Yes or No)	6020B - Iron	Total Number of containers	Special Instructions/Note:
			Preservation Code:		X	D	X	
4MW23	12/6/22	1156	G	Water		X		
2MW26D	12/6/22	1248	G	Water		X		
2MW17S	12/6/22	1401	G	Water		X		

Loc: 660
125403
660-125403 Chain of Custody

Possible Hazard Identification
☐ *Non-Hazard* ☐ *Flammable* ☐ *Skin Irritant* ☐ *Poison B* ☐ *Unknown* ☐ *Radiological*

Sample Disposal (A fee may be assessed if samples are retained longer than 1 month)
☐ *Return To Client* ☐ *Disposal By Lab* ☐ *Archive For* _____ *Months*

Deliverable Requested: I, II, III, IV, Other (specify)

Special Instructions/QC Requirements:

Empty Kit Relinquished by:	Date: DEC 02 2022	Time: 13:00	Method of Shipment: Courier

Relinquished by:	Date/Time:	Company	Received by:	Date/Time:	Company
	12/6/22 1530	SCS		12/6/22 1530	
Relinquished by:	Date/Time:	Company	Received by:	Date/Time:	Company
Relinquished by:	Date/Time:	Company	Received by:	Date/Time:	Company

Custody Seals Intact: Δ Yes Δ No	Custody Seal No.:	Cooler Temperature(s) °C and Other Remarks: 2.2/3.2

Ver: 06/08/2021

Eurofins Tampa
6712 Benjamin Road Suite 100
Tampa, FL 33634
Phone: 813-885-7427 Fax: 813-885-7049

Chain of Custody Record

eurofins Environment Testing

Client Information	Sampler: Fauve Herron	Lab PM: Hornsby, Jess	Carrier Tracking No(s):	COC No: 660-111937-36093.1
Client Contact: ~~Fauve Herron~~ Bob Curtis	Phone:	E-Mail: Jess.Hornsby@et.eurofinsus.com	State of Origin:	Page: Page 1 of 1
Company: SCS Engineers	PWSID:			Job #:
Address: 3922 Coconut Palm Drive #102	Due Date Requested:			
City: Tampa	TAT Requested (days): 10 day std			
State, Zip: FL, 33619	Compliance Project: Δ Yes Δ No			
Phone: ~~813-450-7467~~(Tel) (813) 293 3403	PO #: 09222055.01			
Email: fherron@scsengineers.com	WO #:			
Project Name: Pasco County LF	Project #: 66018510			
Site:	SSOW#:			

Analysis Requested

Preservation Codes:
A - HCL, B - NaOH, C - Zn Acetate, D - Nitric Acid, E - NaHSO4, F - MeOH, G - Amchlor, H - Ascorbic Acid, I - Ice, J - DI Water, K - EDTA, L - EDA, M - Hexane, N - None, O - AsNaO2, P - Na2O4S, Q - Na2SO3, R - Na2S2O3, S - H2SO4, T - TSP Dodecahydrate, U - Acetone, V - MCAA, W - pH 4-5, Y - Trizma, Z - other (specify)
Other:

Sample Identification	Sample Date	Sample Time	Sample Type (C=comp, G=grab)	Matrix (W=water, S=solid, O=waste/oil, BT=Tissue, A=Air)	Field Filtered Sample (Yes or No)	Perform MS/MSD (Yes or No)	8260D - Appendix 1	353.2_Pres - Nitrogen, Nitrate-Nitrite	353.2_Nitrite - Nitrogen, Nitrite	Total Number of containers	Special Instructions/Note:
			Preservation Code:		X	X	N	S	N	X	
2MW27D	12/6/22	0928	G	Water			X				
4MW3A	12/6/22	1024	G	Water				X	X		
4MW5	12/6/22	1430	G	Water				X	X		

660-125404 Chain of Custody
Loc: 660
125404

Possible Hazard Identification
☐ Non-Hazard ☐ Flammable ☐ Skin Irritant ☐ Poison B ☐ Unknown ☐ Radiological

Sample Disposal (A fee may be assessed if samples are retained longer than 1 month)
☐ Return To Client ☐ Disposal By Lab ☐ Archive For _____ Months

Deliverable Requested: I, II, III, IV, Other (specify)

Special Instructions/QC Requirements:

Empty Kit Relinquished by:	Date: NOV 30 2022	Time: 0603	Method of Shipment: Courier

Relinquished by:	Date/Time:	Company	Received by:	Date/Time:	Company
	12/6/22 1530	SCS		12/6/22 1530	
Relinquished by:	Date/Time:	Company	Received by:	Date/Time:	Company
Relinquished by:	Date/Time:	Company	Received by:	Date/Time:	Company

Custody Seals Intact: Δ Yes Δ No
Custody Seal No.:
Cooler Temperature(s) °C and Other Remarks: 2.2 / 3.2

Ver: 06/08/2021

Form FD 9000-24

GROUNDWATER SAMPLING LOG

SITE NAME:	PASCO COUNTY RESOURCE RECOVERY	SITE LOCATION:	14230 Hays Rd, Spring Hill, FL 34610
WELL NO: 4MW-27D	SAMPLE ID: 4MW-27D	DATE: 25 Oct-2022	

PURGING DATA

WELL DIAMETER (inches):	TUBING DIAMETER (inches):	WELL SCREEN INTERVAL	STATIC DEPTH TO WATER (feet):	PURGE PUMP TYPE OR BAILER:
4	3/16	DEPTH: 146 feet to 156 feet	17.00	PP

WELL VOLUME PURGE: 1 WELL VOLUME = (TOTAL WELL DEPTH – STATIC DEPTH TO WATER) X WELL CAPACITY
(only fill out if applicable)
= (feet – feet) X gallons/foot = gallons

EQUIPMENT VOLUME PURGE: 1 EQUIPMENT VOL. = PUMP VOLUME + (TUBING CAPACITY X TUBING LENGTH) + FLOW CELL VOLUME
(only fill out if applicable)
= 0 gallons + (0.0014 gallons/foot X 157 feet) + 0.09 gallons = 0.929 gallons

INITIAL PUMP OR TUBING DEPTH IN WELL (feet):	FINAL PUMP OR TUBING DEPTH IN WELL (feet):	PURGING INITIATED AT:	PURGING ENDED AT:	TOTAL VOLUME PURGED (gallons):
151	151	8:45	9:05	1.57

TIME	VOLUME PURGED (gallons)	CUMUL. VOLUME PURGED (gallons)	PURGE RATE (gpm)	DEPTH TO WATER (feet)	pH (standard units)	TEMP. (°C)	COND. (circle units) µmhos/cm or mS/cm	DISSOLVED OXYGEN (circle units) mg/L or % saturation	TURBIDITY (NTUs)	ORP (mV)	COLOR (describe)	ODOR (describe)
9:01	1.25	1.25	0.08	17.00	7.71	24.64	271	1.06/12.8%	0.85	-68.80	Clear	No Odor
9:03	0.16	1.41	0.08	17.00	7.71	24.65	271	1.01/12.2%	0.72	-70.70	Clear	No Odor
9:05	0.16	1.57	0.08	17.00	7.71	24.64	271	0.99/12.0%	0.23	-67.30	Clear	No Odor

WELL CAPACITY (Gallons Per Foot): **0.75"** = 0.02; **1"** = 0.04; **1.25"** = 0.06; **2"** = 0.16; **3"** = 0.37; **4"** = 0.65; **5"** = 1.02; **6"** = 1.47; **12"** = 5.88
TUBING INSIDE DIA. CAPACITY (Gal./Ft.): **1/8"** = 0.0006; **3/16"** = 0.0014; **1/4"** = 0.0026; **5/16"** = 0.004; **3/8"** = 0.006; **1/2"** = 0.010; **5/8"** = 0.016

PURGING EQUIPMENT CODES: **B** = Bailer; **BP** = Bladder Pump; **ESP** = Electric Submersible Pump; **PP =** Peristaltic Pump; **O** = Other (Specify)

SAMPLING DATA

SAMPLED BY (PRINT) / AFFILIATION:	SAMPLER(S) SIGNATURE(S):	SAMPLING INITIATED	SAMPLING ENDED AT:
Fauve Herron/SCS		9:06	9:08

PUMP OR TUBING DEPTH IN WELL (feet): 151 | TUBING MATERIAL CODE: HDPE + S | FIELD-FILTERED: Y (N) Filtration Equipment Type: | FILTER SIZE: µm

FIELD DECONTAMINATION: PUMP Y (N) TUBING Y (N (replaced)) DUPLICATE: Y (N)

SAMPLE CONTAINER SPECIFICATION				SAMPLE PRESERVATION			INTENDED ANALYSIS AND/OR METHOD	SAMPLING EQUIPMENT CODE	SAMPLE PUMP FLOW RATE (mL per minute)
SAMPLE ID CODE	# CONTAINERS	MATERIAL CODE	VOLUME (mL)	PRESERVATIVE USED	TOTAL VOL ADDED IN FIELD (mL)	FINAL pH			
4MW-27D	3	CG	40	HCL	0	----	VOC	APP	~303
4MW-27D	1	PE	120	----	0	7.71	Chloride	APP	~303
4MW-27D	1	PE	500	----	0	7.71	TDS	APP	~303
4MW-27D	1	PE	120	----	0	7.71	Nitrate	APP	~303
4MW-27D	3	CG	40	HCL	0	<2	8011	APP	~303
4MW-27D	1	PE	250	H2SO4	0	<2	Ammonia	APP	~303
4MW-27D	0	PE	250	H2SO4	0	<2	Nitrate	APP	~303
4MW-27D	1	PE	250	HNO3	0	<2	As,Fe,Ba,Cr,Cd,Pb,Hg Se,Ag,Be,Co,Cu,Na	APP	~303

MATERIAL CODES: **AG** = Amber Glass; **CG** = Clear Glass; **PE** = Polyethylene; **PP** = Polypropylene; **S** = Silicone; **T** = Teflon; **O** = Other (Specify)

SAMPLING EQUIPMENT CODES: **APP** = After Peristaltic Pump; **B** = Bailer; **BP** = Bladder Pump; **ESP** = Electric Submersible Pump; **RFPP** = Reverse Flow Peristaltic Pump; **SM** = Straw Method (Tubing Gravity Drain); **O** = Other (Specify)

NOTES:
1. **The above do not constitute all of the information required by Chapter 62-160, F.A.C.**
2. STABILIZATION CRITERIA FOR RANGE OF VARIATION OF LAST THREE CONSECUTIVE READINGS (SEE FS 2212, SECTION 3)
pH: + 0.2 units Temperature: + 0.2 °C **Specific Conductance:** + 5% **Dissolved Oxygen:** all readings < 20% saturation (see Table FS 2200-2); optionally, ± 0.2 mg/L or ± 10% (whichever is greater) **Turbidity:** all readings ≤ 20 NTU; optionally ± 5 NTU or ± 10% (whichever is greater)

Revision Date: January 30, 2017

Form FD 9000-24

GROUNDWATER SAMPLING LOG

SITE NAME:	PASCO COUNTY RESOURCE RECOVERY	SITE LOCATION:	14230 Hays Rd, Spring Hill, FL 34610
WELL NO: 2MW-27D	SAMPLE ID: 2MW-27D	DATE: 25 Oct-2022	

PURGING DATA

WELL DIAMETER (inches):	TUBING DIAMETER (inches):	WELL SCREEN INTERVAL	STATIC DEPTH TO WATER (feet):	PURGE PUMP TYPE OR BAILER:
2	3/16	DEPTH: 27 feet to 42 feet	18.11	PP

WELL VOLUME PURGE: 1 WELL VOLUME = (TOTAL WELL DEPTH – STATIC DEPTH TO WATER) X WELL CAPACITY
(only fill out if applicable)

= (42.0 feet – 18.11 feet) X 0.16 gallons/foot = 3.82 gallons

EQUIPMENT VOLUME PURGE: 1 EQUIPMENT VOL. = PUMP VOLUME + (TUBING CAPACITY X TUBING LENGTH) + FLOW CELL VOLUME
(only fill out if applicable)

= gallons + (gallons/foot X feet) + gallons = gallons

INITIAL PUMP OR TUBING DEPTH IN WELL (feet):	FINAL PUMP OR TUBING DEPTH IN WELL (feet):	PURGING INITIATED AT:	PURGING ENDED AT:	TOTAL VOLUME PURGED (gallons):
27	27	9:05	9:59	6.40

TIME	VOLUME PURGED (gallons)	CUMUL. VOLUME PURGED (gallons)	PURGE RATE (gpm)	DEPTH TO WATER (feet)	pH (standard units)	TEMP. (°C)	COND. (circle units) µmhos/cm or µS/cm	DISSOLVED OXYGEN (circle units) mg/L or % saturation	TURBIDITY (NTUs)	ORP (mV)	COLOR (describe)	ODOR (describe)
9:38	4.00	4.00	0.12	18.11	7.26	25.12	648	0.33/4.0%	2.40	-99.70	Clear	No Odor
9:48	1.20	5.20	0.12	18.11	7.26	25.10	647	0.32/3.9%	2.36	-99.90	Clear	No Odor
9:59	1.20	6.40	0.12	18.11	7.26	25.10	647	0.32/3.9%	2.31	-97.10	Clear	No Odor

WELL CAPACITY (Gallons Per Foot): **0.75"** = 0.02; **1"** = 0.04; **1.25"** = 0.06; **2"** = 0.16; **3"** = 0.37; **4"** = 0.65; **5"** = 1.02; **6"** = 1.47; **12"** = 5.88
TUBING INSIDE DIA. CAPACITY (Gal./Ft.): **1/8"** = 0.0006; **3/16"** = 0.0014; **1/4"** = 0.0026; **5/16"** = 0.004; **3/8"** = 0.006; **1/2"** = 0.010; **5/8"** = 0.016

PURGING EQUIPMENT CODES: **B** = Bailer; **BP** = Bladder Pump; **ESP** = Electric Submersible Pump; **PP =** Peristaltic Pump; **O** = Other (Specify)

SAMPLING DATA

SAMPLED BY (PRINT) / AFFILIATION:	SAMPLER(S) SIGNATURE(S):	SAMPLING INITIATED	SAMPLING ENDED AT:
Donovan Dickey/SCS		10:00	10:04

PUMP OR TUBING DEPTH IN WELL (feet): 27 | TUBING MATERIAL CODE: HDPE + S | FIELD-FILTERED: Y (N) Filtration Equipment Type: | FILTER SIZE: µm

FIELD DECONTAMINATION: PUMP Y (N) TUBING Y (N (replaced)) DUPLICATE: Y (N)

SAMPLE CONTAINER SPECIFICATION				SAMPLE PRESERVATION			INTENDED ANALYSIS AND/OR METHOD	SAMPLING EQUIPMENT CODE	SAMPLE PUMP FLOW RATE (mL per minute)
SAMPLE ID CODE	# CONTAINERS	MATERIAL CODE	VOLUME (mL)	PRESERVATIVE USED	TOTAL VOL ADDED IN FIELD (mL)	FINAL pH			
2MW-27D	3	CG	40	HCL	0	----	VOC	APP	~454
2MW-27D	3	CG	40	----	0	7.26	8011	APP	~454
2MW-27D	1	PE	120	----	0	7.26	Chloride	APP	~454
2MW-27D	1	PE	500	----	0	7.26	TDS	APP	~454
2MW-27D	1	PE	120	----	0	7.26	Nitrite	APP	~454
2MW-27D	1	PE	250	H2SO4	0	<2	Nitrate	APP	~454
2MW-27D	1	PE	250	HNO3	0	<2	As,Fe,Ba,Cr,Cd,Pb,Hg Se Ag Be Co Cu Na	APP	~454
2MW-27D	1	PE	250	H2SO4	0	<2	Ammonia	APP	~454

MATERIAL CODES: **AG** = Amber Glass; **CG** = Clear Glass; **PE** = Polyethylene; **PP** = Polypropylene; **S** = Silicone; **T** = Teflon; **O** = Other (Specify)

SAMPLING EQUIPMENT CODES: **APP** = After Peristaltic Pump; **B** = Bailer; **BP** = Bladder Pump; **ESP** = Electric Submersible Pump; **RFPP** = Reverse Flow Peristaltic Pump; **SM** = Straw Method (Tubing Gravity Drain); **O** = Other (Specify)

NOTES: 1. **The above do not constitute all of the information required by Chapter 62-160, F.A.C.**
2. STABILIZATION CRITERIA FOR RANGE OF VARIATION OF LAST THREE CONSECUTIVE READINGS (SEE FS 2212, SECTION 3)
pH: + 0.2 units Temperature: + 0.2 °C **Specific Conductance:** + 5% **Dissolved Oxygen:** all readings < 20% saturation (see Table FS 2200-2); optionally, ± 0.2 mg/L or ± 10% (whichever is greater) **Turbidity:** all readings ≤ 20 NTU; optionally ± 5 NTU or ± 10% (whichever is greater)

Revision Date: January 30, 2017

Form FD 9000-24

GROUNDWATER SAMPLING LOG

SITE NAME:	PASCO COUNTY RESOURCE RECOVERY	SITE LOCATION:	14230 Hays Rd, Spring Hill, FL 34610
WELL NO: 4MW-27	SAMPLE ID: 4MW-27	DATE: 25 Oct-2022	

PURGING DATA

WELL DIAMETER (inches):	TUBING DIAMETER (inches):	WELL SCREEN INTERVAL	STATIC DEPTH TO WATER (feet):	PURGE PUMP TYPE OR BAILER:
4	3/16	DEPTH: 67 feet to 77 feet	17.30	PP

WELL VOLUME PURGE: 1 WELL VOLUME = (TOTAL WELL DEPTH – STATIC DEPTH TO WATER) X WELL CAPACITY
(only fill out if applicable)
= (feet – feet) X gallons/foot = gallons

EQUIPMENT VOLUME PURGE: 1 EQUIPMENT VOL. = PUMP VOLUME + (TUBING CAPACITY X TUBING LENGTH) + FLOW CELL VOLUME
(only fill out if applicable)
= 0 gallons + (0.0014 gallons/foot X 76 feet) + 0.09 gallons = 0.589 gallons

INITIAL PUMP OR TUBING DEPTH IN WELL (feet):	FINAL PUMP OR TUBING DEPTH IN WELL (feet):	PURGING INITIATED AT:	PURGING ENDED AT:	TOTAL VOLUME PURGED (gallons):
72	72	10:13	10:31	1.39

TIME	VOLUME PURGED (gallons)	CUMUL. VOLUME PURGED (gallons)	PURGE RATE (gpm)	DEPTH TO WATER (feet)	pH (standard units)	TEMP. (°C)	COND. (circle units) µmhos/cm or µS/cm	DISSOLVED OXYGEN (circle units) mg/L or % saturation	TURBIDITY (NTUs)	ORP (mV)	COLOR (describe)	ODOR (describe)
10:23	0.75	0.75	0.08	17.30	7.79	25.07	500	2.55/31.1%	2.51	32.30	Clear	No Odor
10:25	0.16	0.91	0.08	17.30	7.56	25.04	489	2.16/26.3%	4.14	32.10	Clear	No Odor
10:27	0.16	1.07	0.08	17.30	7.59	25.08	503	2.16/26.3%	2.91	34.70	Clear	No Odor
10:29	0.16	1.23	0.08	17.30	7.74	25.07	504	2.13/26.0%	2.89	36.00	Clear	No Odor
10:31	0.16	1.39	0.08	17.30	7.71	25.08	505	2.14/26.1%	2.90	36.10	Clear	No Odor

WELL CAPACITY (Gallons Per Foot): **0.75"** = 0.02; **1"** = 0.04; **1.25"** = 0.06; **2"** = 0.16; **3"** = 0.37; **4"** = 0.65; **5"** = 1.02; **6"** = 1.47; **12"** = 5.88
TUBING INSIDE DIA. CAPACITY (Gal./Ft.): **1/8"** = 0.0006; **3/16"** = 0.0014; **1/4"** = 0.0026; **5/16"** = 0.004; **3/8"** = 0.006; **1/2"** = 0.010; **5/8"** = 0.016

PURGING EQUIPMENT CODES: **B** = Bailer; **BP** = Bladder Pump; **ESP** = Electric Submersible Pump; **PP =** Peristaltic Pump; **O** = Other (Specify)

SAMPLING DATA

SAMPLED BY (PRINT) / AFFILIATION:	SAMPLER(S) SIGNATURE(S):	SAMPLING INITIATED	SAMPLING ENDED AT:
Fauve Herron/SCS		10:32	10:36

PUMP OR TUBING DEPTH IN WELL (feet): 72 | TUBING MATERIAL CODE: HDPE + S | FIELD-FILTERED: Y (N) Filtration Equipment Type: | FILTER SIZE: µm

FIELD DECONTAMINATION: PUMP Y (N) TUBING Y (N (replaced)) DUPLICATE: Y (N)

SAMPLE CONTAINER SPECIFICATION				SAMPLE PRESERVATION			INTENDED ANALYSIS AND/OR METHOD	SAMPLING EQUIPMENT CODE	SAMPLE PUMP FLOW RATE (mL per minute)
SAMPLE ID CODE	# CONTAINERS	MATERIAL CODE	VOLUME (mL)	PRESERVATIVE USED	TOTAL VOL ADDED IN FIELD (mL)	FINAL pH			
4MW-27	3	CG	40	HCL	0	----	VOC	APP	~303
4MW-27	3	CG	40	----	0	----	VOC	APP	~303
4MW-27	1	PE	500	----	0	7.71	TDS	APP	~303
4MW-27	1	PE	125	----	0	7.71	Nitrite- nitrite	APP	~303
4MW-27	1	PE	125	----	0	7.71	Chloride	APP	~303
4MW-27	0	PE	250	H2SO4	0	<2	Nitrate-nitrite	APP	~303
4MW-27	1	PE	250	H2SO4	0	<2	Ammonia	APP	~303
4MW-27	1	PE	250	HNO3	0	<2	As,Fe,Ba,Cr,Cd,Pb,Hg Se,Ag,Be,Co,Cu,Na	APP	~303

MATERIAL CODES: **AG** = Amber Glass; **CG** = Clear Glass; **PE** = Polyethylene; **PP** = Polypropylene; **S** = Silicone; **T** = Teflon; **O** = Other (Specify)

SAMPLING EQUIPMENT CODES: **APP** = After Peristaltic Pump; **B** = Bailer; **BP** = Bladder Pump; **ESP** = Electric Submersible Pump; **RFPP** = Reverse Flow Peristaltic Pump; **SM** = Straw Method (Tubing Gravity Drain); **O** = Other (Specify)

NOTES: 1. **The above do not constitute all of the information required by Chapter 62-160, F.A.C.**
2. STABILIZATION CRITERIA FOR RANGE OF VARIATION OF LAST THREE CONSECUTIVE READINGS (SEE FS 2212, SECTION 3)
pH: + 0.2 units Temperature: + 0.2 °C **Specific Conductance:** + 5% **Dissolved Oxygen:** all readings < 20% saturation (see Table FS 2200-2); optionally, ± 0.2 mg/L or ± 10% (whichever is greater) **Turbidity:** all readings ≤ 20 NTU; optionally ± 5 NTU or ± 10% (whichever is greater)

Revision Date: January 30, 2017

Form FD 9000-24

GROUNDWATER SAMPLING LOG

SITE NAME:	PASCO COUNTY RESOURCE RECOVERY	SITE LOCATION:	14230 Hays Rd, Spring Hill, FL 34610
WELL NO: 4MW-2	SAMPLE ID: 4MW-2	DATE: 25 Oct-2022	

PURGING DATA

WELL DIAMETER (inches):	TUBING DIAMETER (inches):	WELL SCREEN INTERVAL	STATIC DEPTH TO WATER (feet):	PURGE PUMP TYPE OR BAILER:
4	1/4	DEPTH: 42 feet to 70 feet	21.90	BP

WELL VOLUME PURGE: 1 WELL VOLUME = (TOTAL WELL DEPTH – STATIC DEPTH TO WATER) X WELL CAPACITY
(only fill out if applicable)

= (70.0 feet – 21.90 feet) X 0.65 gallons/foot =31.27 gallons

EQUIPMENT VOLUME PURGE: 1 EQUIPMENT VOL. = PUMP VOLUME + (TUBING CAPACITY X TUBING LENGTH) + FLOW CELL VOLUME
(only fill out if applicable)

= gallons + (gallons/foot X feet) + gallons = gallons

INITIAL PUMP OR TUBING DEPTH IN WELL (feet):	FINAL PUMP OR TUBING DEPTH IN WELL (feet):	PURGING INITIATED AT:	PURGING ENDED AT:	TOTAL VOLUME PURGED (gallons):
46	46	10:25	12:24	50.34

TIME	VOLUME PURGED (gallons)	CUMUL. VOLUME PURGED (gallons)	PURGE RATE (gpm)	DEPTH TO WATER (feet)	pH (standard units)	TEMP. (°C)	COND. (circle units) µmhos/cm or µS/cm	DISSOLVED OXYGEN (circle units) mg/L or % saturation	TURBIDITY (NTUs)	ORP (mV)	COLOR (describe)	ODOR (describe)
11:45	34.00	34.00	0.43	21.90	7.76	23.98	189	1.83/21.9%	1.94	-48.80	Clear	No Odor
12:05	8.60	42.60	0.43	21.90	7.75	24.01	189	1.82/21.8%	1.86	-49.70	Clear	No Odor
12:23	7.74	50.34	0.43	21.90	7.74	24.01	190	1.68/20.1%	1.95	-44.40	Clear	No Odor

WELL CAPACITY (Gallons Per Foot): **0.75"** = 0.02; **1"** = 0.04; **1.25"** = 0.06; **2"** = 0.16; **3"** = 0.37; **4"** = 0.65; **5"** = 1.02; **6"** = 1.47; **12"** = 5.88
TUBING INSIDE DIA. CAPACITY (Gal./Ft.): **1/8"** = 0.0006; **3/16"** = 0.0014; **1/4"** = 0.0026; **5/16"** = 0.004; **3/8"** = 0.006; **1/2"** = 0.010; **5/8"** = 0.016

PURGING EQUIPMENT CODES: **B** = Bailer; **BP** = Bladder Pump; **ESP** = Electric Submersible Pump; **PP =** Peristaltic Pump; **O** = Other (Specify)

SAMPLING DATA

SAMPLED BY (PRINT) / AFFILIATION:	SAMPLER(S) SIGNATURE(S):	SAMPLING INITIATED	SAMPLING ENDED AT:
Donovan Dickey/SCS		12:25	12:27

PUMP OR TUBING DEPTH IN WELL (feet):	TUBING MATERIAL CODE:	FIELD-FILTERED: Y (N) Filtration Equipment Type:	FILTER SIZE: µm
46	HDPE + S		

FIELD DECONTAMINATION: PUMP Y (N) TUBING Y (N (replaced)) DUPLICATE: Y (N)

SAMPLE CONTAINER SPECIFICATION				SAMPLE PRESERVATION			INTENDED ANALYSIS AND/OR METHOD	SAMPLING EQUIPMENT CODE	SAMPLE PUMP FLOW RATE (mL per minute)
SAMPLE ID CODE	# CONTAINERS	MATERIAL CODE	VOLUME (mL)	PRESERVATIVE USED	TOTAL VOL ADDED IN FIELD (mL)	FINAL pH			
4MW-2	3	CG	40	HCL	0	----	VOC	APP	~1628
4MW-2	1	PE	500	----	0	7.74	TDS	APP	~1628
4MW-2	1	PE	120	----	0	7.74	Chloride	APP	~1628
4MW-2	1	PE	120	----	0	7.74	Nitrite	APP	~1628
4MW-2	3	CG	40	HCL	0	<2	8011	APP	~1628
4MW-2	1	PE	250	HNO3	0	<2	As,Fe,Ba,Cr,Cd,Pb,Hg Se Ag Be Co Cu Na	APP	~1628
4MW-2	1	PE	250	H2SO4	0	<2	Ammonia	APP	~1628
4MW-2	1	PE	250	H2SO4	0	<2	Nitrate	APP	~1628

MATERIAL CODES: **AG** = Amber Glass; **CG** = Clear Glass; **PE** = Polyethylene; **PP** = Polypropylene; **S** = Silicone; **T** = Teflon; **O** = Other (Specify)

SAMPLING EQUIPMENT CODES: **APP** = After Peristaltic Pump; **B** = Bailer; **BP** = Bladder Pump; **ESP** = Electric Submersible Pump; **RFPP** = Reverse Flow Peristaltic Pump; **SM** = Straw Method (Tubing Gravity Drain); **O** = Other (Specify)

NOTES:
1. **The above do not constitute all of the information required by Chapter 62-160, F.A.C.**
2. STABILIZATION CRITERIA FOR RANGE OF VARIATION OF LAST THREE CONSECUTIVE READINGS (SEE FS 2212, SECTION 3)
pH: + 0.2 units Temperature: + 0.2 °C **Specific Conductance:** + 5% **Dissolved Oxygen:** all readings < 20% saturation (see Table FS 2200-2); optionally, ± 0.2 mg/L or ± 10% (whichever is greater) **Turbidity:** all readings ≤ 20 NTU; optionally ± 5 NTU or ± 10% (whichever is greater)

Revision Date: January 30, 2017

Form FD 9000-24

GROUNDWATER SAMPLING LOG

SITE NAME:	PASCO COUNTY RESOURCE RECOVERY	SITE LOCATION:	14230 Hays Rd, Spring Hill, FL 34610
WELL NO: 2MW-26D	SAMPLE ID: 2MW-26D	DATE: 25 Oct-2022	

PURGING DATA

WELL DIAMETER (inches):	TUBING DIAMETER (inches):	WELL SCREEN INTERVAL	STATIC DEPTH TO WATER (feet):	PURGE PUMP TYPE OR BAILER:
2	3/16	DEPTH: 45 feet to 52 feet	23.15	PP

WELL VOLUME PURGE: 1 WELL VOLUME = (TOTAL WELL DEPTH – STATIC DEPTH TO WATER) X WELL CAPACITY
(only fill out if applicable)
= (feet – feet) X gallons/foot = gallons

EQUIPMENT VOLUME PURGE: 1 EQUIPMENT VOL. = PUMP VOLUME + (TUBING CAPACITY X TUBING LENGTH) + FLOW CELL VOLUME
(only fill out if applicable)
= 0 gallons + (0.0014 gallons/foot X 53 feet) + 0.09 gallons = 0.493 gallons

INITIAL PUMP OR TUBING DEPTH IN WELL (feet):	FINAL PUMP OR TUBING DEPTH IN WELL (feet):	PURGING INITIATED AT:	PURGING ENDED AT:	TOTAL VOLUME PURGED (gallons):
48.5	48.5	11:29	11:42	0.74

TIME	VOLUME PURGED (gallons)	CUMUL. VOLUME PURGED (gallons)	PURGE RATE (gpm)	DEPTH TO WATER (feet)	pH (standard units)	TEMP. (°C)	COND. (circle units) µmhos/cm or mS/cm	DISSOLVED OXYGEN (circle units) mg/L or % saturation	TURBIDITY (NTUs)	ORP (mV)	COLOR (describe)	ODOR (describe)
11:38	0.50	0.50	0.06	23.15	7.37	28.00	552	0.69/8.8%	0.02	64.30	Clear	NowOdor
11:40	0.12	0.62	0.06	23.15	7.37	28.02	551	0.68/8.8%	0.02	62.30	Clear	No Odor
11:42	0.12	0.74	0.06	23.15	7.37	28.04	551	0.68/8.7%	0.03	60.30	Clear	No Odor

WELL CAPACITY (Gallons Per Foot): **0.75"** = 0.02; **1"** = 0.04; **1.25"** = 0.06; **2"** = 0.16; **3"** = 0.37; **4"** = 0.65; **5"** = 1.02; **6"** = 1.47; **12"** = 5.88
TUBING INSIDE DIA. CAPACITY (Gal./Ft.): **1/8"** = 0.0006; **3/16"** = 0.0014; **1/4"** = 0.0026; **5/16"** = 0.004; **3/8"** = 0.006; **1/2"** = 0.010; **5/8"** = 0.016

PURGING EQUIPMENT CODES: **B** = Bailer; **BP** = Bladder Pump; **ESP** = Electric Submersible Pump; **PP =** Peristaltic Pump; **O** = Other (Specify)

SAMPLING DATA

SAMPLED BY (PRINT) / AFFILIATION:	SAMPLER(S) SIGNATURE(S):	SAMPLING INITIATED	SAMPLING ENDED AT:
Fauve Herron/SCS		11:43	11:51

PUMP OR TUBING DEPTH IN WELL (feet):	TUBING MATERIAL CODE:	FIELD-FILTERED: Y (N) Filtration Equipment Type:	FILTER SIZE: µm
48.5	HDPE + S		

FIELD DECONTAMINATION: PUMP Y (N) TUBING Y (N (replaced)) DUPLICATE: Y (N)

SAMPLE CONTAINER SPECIFICATION				SAMPLE PRESERVATION			INTENDED ANALYSIS AND/OR METHOD	SAMPLING EQUIPMENT CODE	SAMPLE PUMP FLOW RATE (mL per minute)
SAMPLE ID CODE	# CONTAINERS	MATERIAL CODE	VOLUME (mL)	PRESERVATIVE USED	TOTAL VOL ADDED IN FIELD (mL)	FINAL pH			
2MW-26D	3	CG	40	HCL	0	----	VOC	APP	~227
2MW-26D	3	CG	40	----	0	----	VOC	APP	~227
2MW-26D	1	PE	125	----	0	7.37	Chloride	APP	~227
2MW-26D	1	PE	125	----	0	7.37	Nitrite-nitrite	APP	~227
2MW-26D	1	PE	500	----	0	7.37	TDS	APP	~227
2MW-26D	1	PE	250	H2SO4	0	<2	Nitrate-nitrite	APP	~227
2MW-26D	1	PE	250	H2SO4	0	<2	Ammonia	APP	~227
2MW-26D	1	PE	250	HNO3	0	<2	As,Fe,Ba,Cr,Cd,Pb,Hg Se,Ag,Be,Co,Cu,Na	APP	~227

MATERIAL CODES: **AG** = Amber Glass; **CG** = Clear Glass; **PE** = Polyethylene; **PP** = Polypropylene; **S** = Silicone; **T** = Teflon; **O** = Other (Specify)

SAMPLING EQUIPMENT CODES: **APP** = After Peristaltic Pump; **B** = Bailer; **BP** = Bladder Pump; **ESP** = Electric Submersible Pump; **RFPP** = Reverse Flow Peristaltic Pump; **SM** = Straw Method (Tubing Gravity Drain); **O** = Other (Specify)

NOTES:
1. **The above do not constitute all of the information required by Chapter 62-160, F.A.C.**
2. STABILIZATION CRITERIA FOR RANGE OF VARIATION OF LAST THREE CONSECUTIVE READINGS (SEE FS 2212, SECTION 3)
pH: + 0.2 units Temperature: + 0.2 °C **Specific Conductance:** + 5% **Dissolved Oxygen:** all readings < 20% saturation (see Table FS 2200-2); optionally, ± 0.2 mg/L or ± 10% (whichever is greater) **Turbidity:** all readings ≤ 20 NTU; optionally ± 5 NTU or ± 10% (whichever is greater)

Revision Date: January 30, 2017

Form FD 9000-24

GROUNDWATER SAMPLING LOG

SITE NAME:	PASCO COUNTY RESOURCE RECOVERY	SITE LOCATION:	14230 Hays Rd, Spring Hill, FL 34610
WELL NO: 2MW-2	SAMPLE ID: 2MW-2	DATE: 25 Oct-2022	

PURGING DATA

WELL DIAMETER (inches):	TUBING DIAMETER (inches):	WELL SCREEN INTERVAL	STATIC DEPTH TO WATER (feet):	PURGE PUMP TYPE OR BAILER:
2	3/16	DEPTH: 29.5 feet to 34.5 feet	21.60	PP

WELL VOLUME PURGE: 1 WELL VOLUME = (TOTAL WELL DEPTH – STATIC DEPTH TO WATER) X WELL CAPACITY
(only fill out if applicable)
= (feet – feet) X gallons/foot = gallons

EQUIPMENT VOLUME PURGE: 1 EQUIPMENT VOL. = PUMP VOLUME + (TUBING CAPACITY X TUBING LENGTH) + FLOW CELL VOLUME
(only fill out if applicable)
= 0 gallons + (0.0014 gallons/foot X 39 feet) + 0.09 gallons = 0.434 gallons

INITIAL PUMP OR TUBING DEPTH IN WELL (feet):	FINAL PUMP OR TUBING DEPTH IN WELL (feet):	PURGING INITIATED AT:	PURGING ENDED AT:	TOTAL VOLUME PURGED (gallons):
32	32	12:35	12:46	0.78

TIME	VOLUME PURGED (gallons)	CUMUL. VOLUME PURGED (gallons)	PURGE RATE (gpm)	DEPTH TO WATER (feet)	pH (standard units)	TEMP. (°C)	COND. (circle units) µmhos/cm or µS/cm	DISSOLVED OXYGEN (circle units) mg/L or % saturation	TURBIDITY (NTUs)	ORP (mV)	COLOR (describe)	ODOR (describe)
12:42	0.50	0.50	0.07	21.60	4.62	25.15	61	6.08/74.2%	3.71	100.90	Clear	No Odor
12:44	0.14	0.64	0.07	21.60	4.62	25.22	62	6.06/74.1%	3.68	101.40	Clear	No Odor
12:46	0.14	0.78	0.07	21.60	4.72	25.31	62	6.04/73.7%	3.42	101.20	Clear	No Odor

WELL CAPACITY (Gallons Per Foot): **0.75"** = 0.02; **1"** = 0.04; **1.25"** = 0.06; **2"** = 0.16; **3"** = 0.37; **4"** = 0.65; **5"** = 1.02; **6"** = 1.47; **12"** = 5.88
TUBING INSIDE DIA. CAPACITY (Gal./Ft.): **1/8"** = 0.0006; **3/16"** = 0.0014; **1/4"** = 0.0026; **5/16"** = 0.004; **3/8"** = 0.006; **1/2"** = 0.010; **5/8"** = 0.016

PURGING EQUIPMENT CODES: **B** = Bailer; **BP** = Bladder Pump; **ESP** = Electric Submersible Pump; **PP =** Peristaltic Pump; **O** = Other (Specify)

SAMPLING DATA

SAMPLED BY (PRINT) / AFFILIATION:	SAMPLER(S) SIGNATURE(S):	SAMPLING INITIATED	SAMPLING ENDED AT:
Donovan Dickey/SCS		12:47	12:47

PUMP OR TUBING DEPTH IN WELL (feet): 32 | TUBING MATERIAL CODE: HDPE + S | FIELD-FILTERED: Y (N) Filtration Equipment Type: | FILTER SIZE: µm

FIELD DECONTAMINATION: PUMP Y (N) TUBING Y (N (replaced)) DUPLICATE: Y (N)

SAMPLE CONTAINER SPECIFICATION				SAMPLE PRESERVATION			INTENDED ANALYSIS AND/OR METHOD	SAMPLING EQUIPMENT CODE	SAMPLE PUMP FLOW RATE (mL per minute)
SAMPLE ID CODE	# CONTAINERS	MATERIAL CODE	VOLUME (mL)	PRESERVATIVE USED	TOTAL VOL ADDED IN FIELD (mL)	FINAL pH			
2MW-2	3	CG	40	----	0	----	VOC	APP	~265
2MW-2	1	PE	500	----	0	4.72	TDS	APP	~265
2MW-2	1	PE	120	----	0	4.72	Chloride	APP	~265
2MW-2	0	PE	120	----	0	4.72	Nitrite	APP	~265
2MW-2	3	CG	40	HCL	0	<2	8011	APP	~265
2MW-2	1	PE	250	HNO3	0	<2	As,Fe,Ba,Cr,Cd,Pb,Hg Se Ag Be Co Cu Na	APP	~265
2MW-2	1	PE	250	H2SO4	0	<2	Ammonia	APP	~265
2MW-2	1	PE	250	H2SO4	0	<2	Nitrate	APP	~265

MATERIAL CODES: **AG** = Amber Glass; **CG** = Clear Glass; **PE** = Polyethylene; **PP** = Polypropylene; **S** = Silicone; **T** = Teflon; **O** = Other (Specify)

SAMPLING EQUIPMENT CODES: **APP** = After Peristaltic Pump; **B** = Bailer; **BP** = Bladder Pump; **ESP** = Electric Submersible Pump; **RFPP** = Reverse Flow Peristaltic Pump; **SM** = Straw Method (Tubing Gravity Drain); **O** = Other (Specify)

NOTES:
1. **The above do not constitute all of the information required by Chapter 62-160, F.A.C.**
2. STABILIZATION CRITERIA FOR RANGE OF VARIATION OF LAST THREE CONSECUTIVE READINGS (SEE FS 2212, SECTION 3)
pH: + 0.2 units Temperature: + 0.2 °C **Specific Conductance:** + 5% **Dissolved Oxygen:** all readings < 20% saturation (see Table FS 2200-2); optionally, ± 0.2 mg/L or ± 10% (whichever is greater) **Turbidity:** all readings ≤ 20 NTU; optionally ± 5 NTU or ± 10% (whichever is greater)

Revision Date: January 30, 2017

Form FD 9000-24

GROUNDWATER SAMPLING LOG

SITE NAME:	PASCO COUNTY RESOURCE RECOVERY	SITE LOCATION:	14230 Hays Rd, Spring Hill, FL 34610
WELL NO: 2MW-24D	SAMPLE ID: 2MW-24D	DATE: 25 Oct-2022	

PURGING DATA

WELL DIAMETER (inches):	TUBING DIAMETER (inches):	WELL SCREEN INTERVAL	STATIC DEPTH TO WATER (feet):	PURGE PUMP TYPE OR BAILER:
2	3/16	DEPTH: 34 feet to 44 feet	20.35	PP

WELL VOLUME PURGE: 1 WELL VOLUME = (TOTAL WELL DEPTH – STATIC DEPTH TO WATER) X WELL CAPACITY
(only fill out if applicable)
= (feet – feet) X gallons/foot = gallons

EQUIPMENT VOLUME PURGE: 1 EQUIPMENT VOL. = PUMP VOLUME + (TUBING CAPACITY X TUBING LENGTH) + FLOW CELL VOLUME
(only fill out if applicable)
= 0 gallons + (0.0014 gallons/foot X 44 feet) + 0.09 gallons = 0.455 gallons

INITIAL PUMP OR TUBING DEPTH IN WELL (feet):	FINAL PUMP OR TUBING DEPTH IN WELL (feet):	PURGING INITIATED AT:	PURGING ENDED AT:	TOTAL VOLUME PURGED (gallons):
39	39	12:40	12:50	0.82

TIME	VOLUME PURGED (gallons)	CUMUL. VOLUME PURGED (gallons)	PURGE RATE (gpm)	DEPTH TO WATER (feet)	pH (standard units)	TEMP. (°C)	COND. (circle units) µmhos/cm or mS/cm	DISSOLVED OXYGEN (circle units) mg/L or % saturation	TURBIDITY (NTUs)	ORP (mV)	COLOR (describe)	ODOR (describe)
12:46	0.50	0.50	0.08	20.35	7.32	27.62	538	0.59/7.5%	0.20	38.90	Clear	No Odor
12:48	0.16	0.66	0.08	20.35	7.32	27.68	537	0.54/6.9%	0.20	37.40	Clear	No Odor
12:50	0.16	0.82	0.08	20.35	7.32	27.78	537	0.54/6.9%	0.20	36.70	Clear	No Odor

WELL CAPACITY (Gallons Per Foot): **0.75"** = 0.02; **1"** = 0.04; **1.25"** = 0.06; **2"** = 0.16; **3"** = 0.37; **4"** = 0.65; **5"** = 1.02; **6"** = 1.47; **12"** = 5.88
TUBING INSIDE DIA. CAPACITY (Gal./Ft.): **1/8"** = 0.0006; **3/16"** = 0.0014; **1/4"** = 0.0026; **5/16"** = 0.004; **3/8"** = 0.006; **1/2"** = 0.010; **5/8"** = 0.016

PURGING EQUIPMENT CODES: **B** = Bailer; **BP** = Bladder Pump; **ESP** = Electric Submersible Pump; **PP =** Peristaltic Pump; **O** = Other (Specify)

SAMPLING DATA

SAMPLED BY (PRINT) / AFFILIATION:	SAMPLER(S) SIGNATURE(S):	SAMPLING INITIATED	SAMPLING ENDED AT:
Fauve Herron/SCS		12:52	12:57

PUMP OR TUBING DEPTH IN WELL (feet): 39 | TUBING MATERIAL CODE: HDPE + S | FIELD-FILTERED: Y (N) Filtration Equipment Type: | FILTER SIZE: µm

FIELD DECONTAMINATION: PUMP Y (N) TUBING Y (N (replaced)) DUPLICATE: Y (N)

SAMPLE CONTAINER SPECIFICATION				SAMPLE PRESERVATION			INTENDED ANALYSIS AND/OR METHOD	SAMPLING EQUIPMENT CODE	SAMPLE PUMP FLOW RATE (mL per minute)
SAMPLE ID CODE	# CONTAINERS	MATERIAL CODE	VOLUME (mL)	PRESERVATIVE USED	TOTAL VOL ADDED IN FIELD (mL)	FINAL pH			
2MW-24D	3	CG	40	----	0	----	VOC	APP	~303
2MW-24D	1	PE	125	----	0	7.32	Nitrite-nitrite	APP	~303
2MW-24D	1	PE	125	----	0	7.32	Chloride	APP	~303
2MW-24D	1	PE	500	----	0	7.32	TDS	APP	~303
2MW-24D	3	CG	40	HCL	0	----	VOC	APP	~303
2MW-24D	1	PE	250	H2SO4	0	<2	Ammonia	APP	~303
2MW-24D	1	PE	250	H2SO4	0	<2	Nitrate-nitrite	APP	~303
2MW-24D	1	PE	250	HNO3	0	<2	As,Fe,Ba,Cr,Cd,Pb,Hg Se,Ag,Be,Co,Cu,Na	APP	~303

MATERIAL CODES: **AG** = Amber Glass; **CG** = Clear Glass; **PE** = Polyethylene; **PP** = Polypropylene; **S** = Silicone; **T** = Teflon; **O** = Other (Specify)

SAMPLING EQUIPMENT CODES: **APP** = After Peristaltic Pump; **B** = Bailer; **BP** = Bladder Pump; **ESP** = Electric Submersible Pump; **RFPP** = Reverse Flow Peristaltic Pump; **SM** = Straw Method (Tubing Gravity Drain); **O** = Other (Specify)

NOTES:
1. **The above do not constitute all of the information required by Chapter 62-160, F.A.C.**
2. STABILIZATION CRITERIA FOR RANGE OF VARIATION OF LAST THREE CONSECUTIVE READINGS (SEE FS 2212, SECTION 3)
pH: + 0.2 units Temperature: + 0.2 °C **Specific Conductance:** + 5% **Dissolved Oxygen:** all readings < 20% saturation (see Table FS 2200-2); optionally, ± 0.2 mg/L or ± 10% (whichever is greater) **Turbidity:** all readings ≤ 20 NTU; optionally ± 5 NTU or ± 10% (whichever is greater)

Revision Date: January 30, 2017

Form FD 9000-24

GROUNDWATER SAMPLING LOG

SITE NAME:	PASCO COUNTY RESOURCE RECOVERY	SITE LOCATION:	14230 Hays Rd, Spring Hill, FL 34610
WELL NO: 4MW-11D	SAMPLE ID: 4MW-11D	DATE: 25 Oct-2022	

PURGING DATA

WELL DIAMETER (inches):	TUBING DIAMETER (inches):	WELL SCREEN INTERVAL	STATIC DEPTH TO WATER (feet):	PURGE PUMP TYPE OR BAILER:
2	1/4	DEPTH: 27 feet to 52 feet	33.90	BP

WELL VOLUME PURGE: 1 WELL VOLUME = (TOTAL WELL DEPTH – STATIC DEPTH TO WATER) X WELL CAPACITY
(only fill out if applicable)

= (52.0 feet – 33.90 feet) X 0.16 gallons/foot = 2.9 gallons

EQUIPMENT VOLUME PURGE: 1 EQUIPMENT VOL. = PUMP VOLUME + (TUBING CAPACITY X TUBING LENGTH) + FLOW CELL VOLUME
(only fill out if applicable)

= gallons + (gallons/foot X feet) + gallons = gallons

INITIAL PUMP OR TUBING DEPTH IN WELL (feet):	FINAL PUMP OR TUBING DEPTH IN WELL (feet):	PURGING INITIATED AT:	PURGING ENDED AT:	TOTAL VOLUME PURGED (gallons):
43	43	13:35	13:59	3.60

TIME	VOLUME PURGED (gallons)	CUMUL. VOLUME PURGED (gallons)	PURGE RATE (gpm)	DEPTH TO WATER (feet)	pH (standard units)	TEMP. (°C)	COND. (circle units) µmhos/cm or µS/cm	DISSOLVED OXYGEN (circle units) mg/L or % saturation	TURBIDITY (NTUs)	ORP (mV)	COLOR (describe)	ODOR (describe)
13:55	3.00	3.00	0.15	33.90	7.22	30.28	719	1.98/26.4%	9.87	-41.80	Clear	No Odor
13:57	0.30	3.30	0.15	33.90	7.22	30.30	720	1.95/26.1%	9.76	-41.20	Clear	No Odor
13:59	0.30	3.60	0.15	33.90	7.22	30.22	719	1.95/26.1%	9.54	-40.10	Clear	No Odor

WELL CAPACITY (Gallons Per Foot): **0.75"** = 0.02; **1"** = 0.04; **1.25"** = 0.06; **2"** = 0.16; **3"** = 0.37; **4"** = 0.65; **5"** = 1.02; **6"** = 1.47; **12"** = 5.88
TUBING INSIDE DIA. CAPACITY (Gal./Ft.): **1/8"** = 0.0006; **3/16"** = 0.0014; **1/4"** = 0.0026; **5/16"** = 0.004; **3/8"** = 0.006; **1/2"** = 0.010; **5/8"** = 0.016

PURGING EQUIPMENT CODES: **B** = Bailer; **BP** = Bladder Pump; **ESP** = Electric Submersible Pump; **PP =** Peristaltic Pump; **O** = Other (Specify)

SAMPLING DATA

SAMPLED BY (PRINT) / AFFILIATION:	SAMPLER(S) SIGNATURE(S):	SAMPLING INITIATED	SAMPLING ENDED AT:
Donovan Dickey/SCS		14:00	14:04

PUMP OR TUBING DEPTH IN WELL (feet):	TUBING MATERIAL CODE:	FIELD-FILTERED: Y (N) Filtration Equipment Type:	FILTER SIZE: µm
43	HDPE + S		

FIELD DECONTAMINATION: PUMP Y (N) TUBING Y (N (replaced)) DUPLICATE: Y (N)

SAMPLE CONTAINER SPECIFICATION				SAMPLE PRESERVATION			INTENDED ANALYSIS AND/OR METHOD	SAMPLING EQUIPMENT CODE	SAMPLE PUMP FLOW RATE (mL per minute)
SAMPLE ID CODE	# CONTAINERS	MATERIAL CODE	VOLUME (mL)	PRESERVATIVE USED	TOTAL VOL ADDED IN FIELD (mL)	FINAL pH			
4MW-11D	3	CG	40	----	0	----	VOC	APP	~568
4MW-11D	1	PE	500	----	0	7.22	TDS	APP	~568
4MW-11D	1	PE	120	----	0	7.22	Chloride	APP	~568
4MW-11D	1	PE	120	----	0	7.22	Nitrite	APP	~568
4MW-11D	3	CG	40	HCL	0	<2	8011	APP	~568
4MW-11D	1	PE	250	HNO3	0	<2	As,Fe,Ba,Cr,Cd,Pb,Hg Se Ag Be Co Cu Na	APP	~568
4MW-11D	1	PE	250	H2SO4	0	<2	Ammonia	APP	~568
4MW-11D	1	PE	250	H2SO4	0	<2	Nitrate	APP	~568

MATERIAL CODES: **AG** = Amber Glass; **CG** = Clear Glass; **PE** = Polyethylene; **PP** = Polypropylene; **S** = Silicone; **T** = Teflon; **O** = Other (Specify)

SAMPLING EQUIPMENT CODES: **APP** = After Peristaltic Pump; **B** = Bailer; **BP** = Bladder Pump; **ESP** = Electric Submersible Pump; **RFPP** = Reverse Flow Peristaltic Pump; **SM** = Straw Method (Tubing Gravity Drain); **O** = Other (Specify)

NOTES:
1. **The above do not constitute all of the information required by Chapter 62-160, F.A.C.**
2. STABILIZATION CRITERIA FOR RANGE OF VARIATION OF LAST THREE CONSECUTIVE READINGS (SEE FS 2212, SECTION 3)
pH: + 0.2 units Temperature: + 0.2 °C **Specific Conductance:** + 5% **Dissolved Oxygen:** all readings < 20% saturation (see Table FS 2200-2); optionally, ± 0.2 mg/L or ± 10% (whichever is greater) **Turbidity:** all readings ≤ 20 NTU; optionally ± 5 NTU or ± 10% (whichever is greater)

Revision Date: January 30, 2017

Form FD 9000-24

GROUNDWATER SAMPLING LOG

SITE NAME:	PASCO COUNTY RESOURCE RECOVERY	SITE LOCATION:	14230 Hays Rd, Spring Hill, FL 34610
WELL NO: 2MW-24S	SAMPLE ID: 2MW-24S	DATE: 25 Oct-2022	

PURGING DATA

WELL DIAMETER (inches):	TUBING DIAMETER (inches):	WELL SCREEN INTERVAL	STATIC DEPTH TO WATER (feet):	PURGE PUMP TYPE OR BAILER:
2	3/16	DEPTH: 11 feet to 26 feet	20.00	PP

WELL VOLUME PURGE: 1 WELL VOLUME = (TOTAL WELL DEPTH – STATIC DEPTH TO WATER) X WELL CAPACITY
(only fill out if applicable)

= (26.0 feet – 20.00 feet) X 0.16 gallons/foot = 0.96 gallons

EQUIPMENT VOLUME PURGE: 1 EQUIPMENT VOL. = PUMP VOLUME + (TUBING CAPACITY X TUBING LENGTH) + FLOW CELL VOLUME
(only fill out if applicable)

= gallons + (gallons/foot X feet) + gallons = gallons

INITIAL PUMP OR TUBING DEPTH IN WELL (feet):	FINAL PUMP OR TUBING DEPTH IN WELL (feet):	PURGING INITIATED AT:	PURGING ENDED AT:	TOTAL VOLUME PURGED (gallons):
23	23	13:38	13:50	1.80

TIME	VOLUME PURGED (gallons)	CUMUL. VOLUME PURGED (gallons)	PURGE RATE (gpm)	DEPTH TO WATER (feet)	pH (standard units)	TEMP. (°C)	COND. (circle units) µmhos/cm or mS/cm	DISSOLVED OXYGEN (circle units) mg/L or % saturation	TURBIDITY (NTUs)	ORP (mV)	COLOR (describe)	ODOR (describe)
13:43	1.00	1.00	0.20	20.00	6.31	27.30	311	3.99/50.6%	8.76	115.80	Clear	No Odor
13:45	0.40	1.40	0.20	20.00	6.33	27.29	314	3.92/49.7%	8.76	119.00	Clear	No Odor
13:47	0.40	1.80	0.20	20.00	6.45	27.11	312	3.93/49.9%	8.77	116.90	Clear	No Odor

WELL CAPACITY (Gallons Per Foot): **0.75"** = 0.02; **1"** = 0.04; **1.25"** = 0.06; **2"** = 0.16; **3"** = 0.37; **4"** = 0.65; **5"** = 1.02; **6"** = 1.47; **12"** = 5.88
TUBING INSIDE DIA. CAPACITY (Gal./Ft.): **1/8"** = 0.0006; **3/16"** = 0.0014; **1/4"** = 0.0026; **5/16"** = 0.004; **3/8"** = 0.006; **1/2"** = 0.010; **5/8"** = 0.016

PURGING EQUIPMENT CODES: **B** = Bailer; **BP** = Bladder Pump; **ESP** = Electric Submersible Pump; **PP =** Peristaltic Pump; **O** = Other (Specify)

SAMPLING DATA

SAMPLED BY (PRINT) / AFFILIATION:	SAMPLER(S) SIGNATURE(S):	SAMPLING INITIATED	SAMPLING ENDED AT:
Fauve Herron/SCS		13:51	13:54

PUMP OR TUBING DEPTH IN WELL (feet):	TUBING MATERIAL CODE:	FIELD-FILTERED: Y N Filtration Equipment Type:	FILTER SIZE: µm
23	HDPE + S		

FIELD DECONTAMINATION: PUMP Y N TUBING Y N (replaced) DUPLICATE: Y N

SAMPLE CONTAINER SPECIFICATION				SAMPLE PRESERVATION			INTENDED ANALYSIS AND/OR METHOD	SAMPLING EQUIPMENT CODE	SAMPLE PUMP FLOW RATE (mL per minute)
SAMPLE ID CODE	# CONTAINERS	MATERIAL CODE	VOLUME (mL)	PRESERVATIVE USED	TOTAL VOL ADDED IN FIELD (mL)	FINAL pH			
2MW-24S	3	CG	40	----	0	----	VOC	APP	~757
2MW-24S	1	PE	125	----	0	6.45	Nitrite-nitrite	APP	~757
2MW-24S	1	PE	125	----	0	6.45	Chloride	APP	~757
2MW-24S	1	PE	500	----	0	6.45	TDS	APP	~757
2MW-24S	3	CG	40	HCL	0	----	VOC	APP	~757
2MW-24S	1	PE	250	H2SO4	0	<2	Ammonia	APP	~757
2MW-24S	1	PE	250	H2SO4	0	<2	Nitrate-nitrite	APP	~757
2MW-24S	1	PE	250	HNO3	0	<2	As,Fe,Ba,Cr,Cd,Pb,Hg Se,Ag,Be,Co,Cu,Na	APP	~757

MATERIAL CODES: **AG** = Amber Glass; **CG** = Clear Glass; **PE** = Polyethylene; **PP** = Polypropylene; **S** = Silicone; **T** = Teflon; **O** = Other (Specify)

SAMPLING EQUIPMENT CODES: **APP** = After Peristaltic Pump; **B** = Bailer; **BP** = Bladder Pump; **ESP** = Electric Submersible Pump; **RFPP** = Reverse Flow Peristaltic Pump; **SM** = Straw Method (Tubing Gravity Drain); **O** = Other (Specify)

NOTES:
1. **The above do not constitute all of the information required by Chapter 62-160, F.A.C.**
2. STABILIZATION CRITERIA FOR RANGE OF VARIATION OF LAST THREE CONSECUTIVE READINGS (SEE FS 2212, SECTION 3)

pH: + 0.2 units Temperature: + 0.2 °C **Specific Conductance:** + 5% **Dissolved Oxygen:** all readings < 20% saturation (see Table FS 2200-2); optionally, ± 0.2 mg/L or ± 10% (whichever is greater) **Turbidity:** all readings ≤ 20 NTU; optionally ± 5 NTU or ± 10% (whichever is greater)

Revision Date: January 30, 2017

Form FD 9000-24

GROUNDWATER SAMPLING LOG

SITE NAME:	PASCO COUNTY RESOURCE RECOVERY	SITE LOCATION:	14230 Hays Rd, Spring Hill, FL 34610
WELL NO: 2MW-25D	SAMPLE ID: 2MW-25D	DATE: 25 Oct-2022	

PURGING DATA

WELL DIAMETER (inches):	TUBING DIAMETER (inches):	WELL SCREEN INTERVAL	STATIC DEPTH TO WATER (feet):	PURGE PUMP TYPE OR BAILER:
2	3/16	DEPTH: 17 feet to 32 feet	17.35	PP

WELL VOLUME PURGE: 1 WELL VOLUME = (TOTAL WELL DEPTH – STATIC DEPTH TO WATER) X WELL CAPACITY
(only fill out if applicable)

= (32.0 feet – 17.35 feet) X 0.16 gallons/foot = 2.34 gallons

EQUIPMENT VOLUME PURGE: 1 EQUIPMENT VOL. = PUMP VOLUME + (TUBING CAPACITY X TUBING LENGTH) + FLOW CELL VOLUME
(only fill out if applicable)

= gallons + (gallons/foot X feet) + gallons = gallons

INITIAL PUMP OR TUBING DEPTH IN WELL (feet):	FINAL PUMP OR TUBING DEPTH IN WELL (feet):	PURGING INITIATED AT:	PURGING ENDED AT:	TOTAL VOLUME PURGED (gallons):
24.5	24.5	14:34	15:02	2.90

TIME	VOLUME PURGED (gallons)	CUMUL. VOLUME PURGED (gallons)	PURGE RATE (gpm)	DEPTH TO WATER (feet)	pH (standard units)	TEMP. (°C)	COND. (circle units) µmhos/cm or µS/cm	DISSOLVED OXYGEN (circle units) mg/L or % saturation	TURBIDITY (NTUs)	ORP (mV)	COLOR (describe)	ODOR (describe)
14:58	2.50	2.50	0.10	17.35	7.16	29.42	622	0.23/3.0%	0.02	6.60	Clear	No Odor
15:00	0.20	2.70	0.10	17.35	7.16	29.37	621	0.23/3.0%	0.02	5.30	Clear	No Odor
15:02	0.20	2.90	0.10	17.35	7.16	29.37	621	0.23/3.0%	0.02	4.00	Clear	No Odor

WELL CAPACITY (Gallons Per Foot): **0.75"** = 0.02; **1"** = 0.04; **1.25"** = 0.06; **2"** = 0.16; **3"** = 0.37; **4"** = 0.65; **5"** = 1.02; **6"** = 1.47; **12"** = 5.88
TUBING INSIDE DIA. CAPACITY (Gal./Ft.): **1/8"** = 0.0006; **3/16"** = 0.0014; **1/4"** = 0.0026; **5/16"** = 0.004; **3/8"** = 0.006; **1/2"** = 0.010; **5/8"** = 0.016

PURGING EQUIPMENT CODES: **B** = Bailer; **BP** = Bladder Pump; **ESP** = Electric Submersible Pump; **PP =** Peristaltic Pump; **O** = Other (Specify)

SAMPLING DATA

SAMPLED BY (PRINT) / AFFILIATION:	SAMPLER(S) SIGNATURE(S):	SAMPLING INITIATED	SAMPLING ENDED AT:
Fauve Herron/SCS		15:03	15:08

PUMP OR TUBING DEPTH IN WELL (feet):	TUBING MATERIAL CODE:	FIELD-FILTERED: Y (N) Filtration Equipment Type:	FILTER SIZE: µm
24.5	HDPE + S		

FIELD DECONTAMINATION: PUMP Y (N) TUBING Y (N (replaced)) DUPLICATE: Y (N)

SAMPLE CONTAINER SPECIFICATION				SAMPLE PRESERVATION			INTENDED ANALYSIS AND/OR METHOD	SAMPLING EQUIPMENT CODE	SAMPLE PUMP FLOW RATE (mL per minute)
SAMPLE ID CODE	# CONTAINERS	MATERIAL CODE	VOLUME (mL)	PRESERVATIVE USED	TOTAL VOL ADDED IN FIELD (mL)	FINAL pH			
2MW-25D	3	CG	40	----	0	----	VOC	APP	~379
2MW-25D	1	PE	125	----	0	7.16	Nitrite-nitrite	APP	~379
2MW-25D	1	PE	125	----	0	7.16	Chloride	APP	~379
2MW-25D	1	PE	500	----	0	7.16	TDS	APP	~379
2MW-25D	3	CG	40	HCL	0	----	VOC	APP	~379
2MW-25D	1	PE	250	H2SO4	0	<2	Ammonia	APP	~379
2MW-25D	1	PE	250	H2SO4	0	<2	Nitrate-nitrite	APP	~379
2MW-25D	1	PE	250	HNO3	0	<2	As,Fe,Ba,Cr,Cd,Pb,Hg Se,Ag,Be,Co,Cu,Na	APP	~379

MATERIAL CODES: **AG** = Amber Glass; **CG** = Clear Glass; **PE** = Polyethylene; **PP** = Polypropylene; **S** = Silicone; **T** = Teflon; **O** = Other (Specify)

SAMPLING EQUIPMENT CODES: **APP** = After Peristaltic Pump; **B** = Bailer; **BP** = Bladder Pump; **ESP** = Electric Submersible Pump; **RFPP** = Reverse Flow Peristaltic Pump; **SM** = Straw Method (Tubing Gravity Drain); **O** = Other (Specify)

NOTES:
1. **The above do not constitute all of the information required by Chapter 62-160, F.A.C.**
2. STABILIZATION CRITERIA FOR RANGE OF VARIATION OF LAST THREE CONSECUTIVE READINGS (SEE FS 2212, SECTION 3)
pH: + 0.2 units Temperature: + 0.2 °C **Specific Conductance:** + 5% **Dissolved Oxygen:** all readings < 20% saturation (see Table FS 2200-2); optionally, ± 0.2 mg/L or ± 10% (whichever is greater) **Turbidity:** all readings ≤ 20 NTU; optionally ± 5 NTU or ± 10% (whichever is greater)

Revision Date: January 30, 2017

Form FD 9000-24

GROUNDWATER SAMPLING LOG

SITE NAME:	PASCO COUNTY RESOURCE RECOVERY	SITE LOCATION:	14230 Hays Rd, Spring Hill, FL 34610
WELL NO: 2MW-17S	SAMPLE ID: 2MW-17S	DATE: 26 Oct-2022	

PURGING DATA

WELL DIAMETER (inches):	TUBING DIAMETER (inches):	WELL SCREEN INTERVAL	STATIC DEPTH TO WATER (feet):	PURGE PUMP TYPE OR BAILER:
1.5	3/16	DEPTH: 23 feet to 38 feet	27.40	PP

WELL VOLUME PURGE: 1 WELL VOLUME = (TOTAL WELL DEPTH – STATIC DEPTH TO WATER) X WELL CAPACITY
(only fill out if applicable)

= (38.0 feet – 27.40 feet) X 0.09 gallons/foot = 0.95 gallons

EQUIPMENT VOLUME PURGE: 1 EQUIPMENT VOL. = PUMP VOLUME + (TUBING CAPACITY X TUBING LENGTH) + FLOW CELL VOLUME
(only fill out if applicable)

= gallons + (gallons/foot X feet) + gallons = gallons

INITIAL PUMP OR TUBING DEPTH IN WELL (feet):	FINAL PUMP OR TUBING DEPTH IN WELL (feet):	PURGING INITIATED AT:	PURGING ENDED AT:	TOTAL VOLUME PURGED (gallons):
34	34	9:22	9:39	1.07

TIME	VOLUME PURGED (gallons)	CUMUL. VOLUME PURGED (gallons)	PURGE RATE (gpm)	DEPTH TO WATER (feet)	pH (standard units)	TEMP. (°C)	COND. (circle units) µmhos/cm or mS/cm	DISSOLVED OXYGEN (circle units) mg/L or % saturation	TURBIDITY (NTUs)	ORP (mV)	COLOR (describe)	ODOR (describe)
9:32	1.00	1.00	0.08	27.40	7.12	25.58	483	1.77/21.8%	15.10	200.22	Clear	No Odor
9:34	0.16	1.16	0.08	27.40	7.14	25.52	484	1.64/20.1%	15.20	198.10	Clear	No Odor
9:36	0.16	1.32	0.08	27.30	7.15	25.49	485	1.66/20.4%	15.10	195.60	Clear	No Odor

WELL CAPACITY (Gallons Per Foot): **0.75"** = 0.02; **1"** = 0.04; **1.25"** = 0.06; **2"** = 0.16; **3"** = 0.37; **4"** = 0.65; **5"** = 1.02; **6"** = 1.47; **12"** = 5.88
TUBING INSIDE DIA. CAPACITY (Gal./Ft.): **1/8"** = 0.0006; **3/16"** = 0.0014; **1/4"** = 0.0026; **5/16"** = 0.004; **3/8"** = 0.006; **1/2"** = 0.010; **5/8"** = 0.016

PURGING EQUIPMENT CODES: **B** = Bailer; **BP** = Bladder Pump; **ESP** = Electric Submersible Pump; **PP =** Peristaltic Pump; **O** = Other (Specify)

SAMPLING DATA

SAMPLED BY (PRINT) / AFFILIATION:	SAMPLER(S) SIGNATURE(S):	SAMPLING INITIATED	SAMPLING ENDED AT:
Fauve Herron/SCS		9:40	9:46

PUMP OR TUBING DEPTH IN WELL (feet):	TUBING MATERIAL CODE:	FIELD-FILTERED: Y N Filtration Equipment Type:	FILTER SIZE: µm
34	HDPE + S		

FIELD DECONTAMINATION: PUMP Y N TUBING Y N (replaced) DUPLICATE: Y N

SAMPLE CONTAINER SPECIFICATION				SAMPLE PRESERVATION			INTENDED ANALYSIS AND/OR METHOD	SAMPLING EQUIPMENT CODE	SAMPLE PUMP FLOW RATE (mL per minute)
SAMPLE ID CODE	# CONTAINERS	MATERIAL CODE	VOLUME (mL)	PRESERVATIVE USED	TOTAL VOL ADDED IN FIELD (mL)	FINAL pH			
2MW-17S	3	CG	40	----	0	----	VOC	APP	~303
2MW-17S	1	PE	125	----	0	7.15	Chloride	APP	~303
2MW-17S	1	PE	125	----	0	7.15	Nitrite-nitrite	APP	~303
2MW-17S	1	PE	500	----	0	7.15	TDS	APP	~303
2MW-17S	3	CG	40	HCL	0	----	VOC	APP	~303
2MW-17S	1	PE	250	H2SO4	0	<2	Ammonia	APP	~303
2MW-17S	1	PE	250	H2SO4	0	<2	Nitrate-nitrite	APP	~303
2MW-17S	1	PE	250	HNO3	0	<2	As,Fe,Ba,Cr,Cd,Pb,Hg Se,Ag,Be,Co,Cu,Na	APP	~303

MATERIAL CODES: **AG** = Amber Glass; **CG** = Clear Glass; **PE** = Polyethylene; **PP** = Polypropylene; **S** = Silicone; **T** = Teflon; **O** = Other (Specify)

SAMPLING EQUIPMENT CODES: **APP** = After Peristaltic Pump; **B** = Bailer; **BP** = Bladder Pump; **ESP** = Electric Submersible Pump; **RFPP** = Reverse Flow Peristaltic Pump; **SM** = Straw Method (Tubing Gravity Drain); **O** = Other (Specify)

NOTES:
1. **The above do not constitute all of the information required by Chapter 62-160, F.A.C.**
2. STABILIZATION CRITERIA FOR RANGE OF VARIATION OF LAST THREE CONSECUTIVE READINGS (SEE FS 2212, SECTION 3)
pH: + 0.2 units Temperature: + 0.2 °C **Specific Conductance:** + 5% **Dissolved Oxygen:** all readings < 20% saturation (see Table FS 2200-2); optionally, ± 0.2 mg/L or ± 10% (whichever is greater) **Turbidity:** all readings ≤ 20 NTU; optionally ± 5 NTU or ± 10% (whichever is greater)

Revision Date: January 30, 2017

Form FD 9000-24

GROUNDWATER SAMPLING LOG

SITE NAME:	PASCO COUNTY RESOURCE RECOVERY	SITE LOCATION:	14230 Hays Rd, Spring Hill, FL 34610
WELL NO: 2MW-19D	SAMPLE ID: 2MW-19D	DATE: 26 Oct-2022	

PURGING DATA

WELL DIAMETER (inches):	TUBING DIAMETER (inches):	WELL SCREEN INTERVAL	STATIC DEPTH TO WATER (feet):	PURGE PUMP TYPE OR BAILER:
2	3/16	DEPTH: 45 feet to 55 feet	23.70	PP

WELL VOLUME PURGE: 1 WELL VOLUME = (TOTAL WELL DEPTH – STATIC DEPTH TO WATER) X WELL CAPACITY
(only fill out if applicable)
= (feet – feet) X gallons/foot = gallons

EQUIPMENT VOLUME PURGE: 1 EQUIPMENT VOL. = PUMP VOLUME + (TUBING CAPACITY X TUBING LENGTH) + FLOW CELL VOLUME
(only fill out if applicable)
= 0 gallons + (0.0014 gallons/foot X 55 feet) + 0.09 gallons = 0.501 gallons

INITIAL PUMP OR TUBING DEPTH IN WELL (feet):	FINAL PUMP OR TUBING DEPTH IN WELL (feet):	PURGING INITIATED AT:	PURGING ENDED AT:	TOTAL VOLUME PURGED (gallons):
50	50	9:22	10:35	0.54

TIME	VOLUME PURGED (gallons)	CUMUL. VOLUME PURGED (gallons)	PURGE RATE (gpm)	DEPTH TO WATER (feet)	pH (standard units)	TEMP. (°C)	COND. (circle units) µmhos/cm or mS/cm	DISSOLVED OXYGEN (circle units) mg/L or % saturation	TURBIDITY (NTUs)	ORP (mV)	COLOR (describe)	ODOR (describe)
10:29	0.52	0.52	0.01	23.70	7.20	25.74	476	0.93/11.5%	0.35	117.30	Clear	No Odor
10:31	0.02	0.54	0.01	23.70	7.20	25.75	475	0.93/11.5%	0.35	115.50	Clear	No Odor
10:33	0.02	0.56	0.01	23.70	7.20	25.75	475	0.93/11.5%	0.35	114.10	Clear	No Odor

WELL CAPACITY (Gallons Per Foot): **0.75"** = 0.02; **1"** = 0.04; **1.25"** = 0.06; **2"** = 0.16; **3"** = 0.37; **4"** = 0.65; **5"** = 1.02; **6"** = 1.47; **12"** = 5.88
TUBING INSIDE DIA. CAPACITY (Gal./Ft.): **1/8"** = 0.0006; **3/16"** = 0.0014; **1/4"** = 0.0026; **5/16"** = 0.004; **3/8"** = 0.006; **1/2"** = 0.010; **5/8"** = 0.016

PURGING EQUIPMENT CODES: **B** = Bailer; **BP** = Bladder Pump; **ESP** = Electric Submersible Pump; **PP =** Peristaltic Pump; **O** = Other (Specify)

SAMPLING DATA

SAMPLED BY (PRINT) / AFFILIATION:	SAMPLER(S) SIGNATURE(S):	SAMPLING INITIATED	SAMPLING ENDED AT:
Fauve herron/SCS		10:40	10:46

PUMP OR TUBING DEPTH IN WELL (feet): 50 | TUBING MATERIAL CODE: HDPE + S | FIELD-FILTERED: Y (N) Filtration Equipment Type: | FILTER SIZE: µm

FIELD DECONTAMINATION: PUMP Y (N) TUBING Y (N (replaced)) DUPLICATE: Y (N)

SAMPLE CONTAINER SPECIFICATION				SAMPLE PRESERVATION			INTENDED ANALYSIS AND/OR METHOD	SAMPLING EQUIPMENT CODE	SAMPLE PUMP FLOW RATE (mL per minute)
SAMPLE ID CODE	# CONTAINERS	MATERIAL CODE	VOLUME (mL)	PRESERVATIVE USED	TOTAL VOL ADDED IN FIELD (mL)	FINAL pH			
2MW-19D	3	CG	40	----	0	----	VOC	APP	~38
2MW-19D	3	CG	40	----	0	----	VOC	APP	~38
2MW-19D	1	PE	125	----	0	7.20	Chloride	APP	~38
2MW-19D	1	PE	500	----	0	7.20	TDS	APP	~38
2MW-19D	1	PE	125	----	0	7.20	Nitrite-nitrite	APP	~38
2MW-19D	1	PE	250	H2SO4	0	<2	Ammonia	APP	~38
2MW-19D	0	PE	250	H2SO4	0	<2	Nitrate-nitrite	APP	~38
2MW-19D	1	PE	250	HNO3	0	<2	As,Fe,Ba,Cr,Cd,Pb,Hg Se,Ag,Be,Co,Cu,Na	APP	~38

MATERIAL CODES: **AG** = Amber Glass; **CG** = Clear Glass; **PE** = Polyethylene; **PP** = Polypropylene; **S** = Silicone; **T** = Teflon; **O** = Other (Specify)

SAMPLING EQUIPMENT CODES: **APP** = After Peristaltic Pump; **B** = Bailer; **BP** = Bladder Pump; **ESP** = Electric Submersible Pump; **RFPP** = Reverse Flow Peristaltic Pump; **SM** = Straw Method (Tubing Gravity Drain); **O** = Other (Specify)

NOTES: 1. **The above do not constitute all of the information required by Chapter 62-160, F.A.C.**
2. STABILIZATION CRITERIA FOR RANGE OF VARIATION OF LAST THREE CONSECUTIVE READINGS (SEE FS 2212, SECTION 3)
pH: + 0.2 units Temperature: + 0.2 °C **Specific Conductance:** + 5% **Dissolved Oxygen:** all readings < 20% saturation (see Table FS 2200-2); optionally, ± 0.2 mg/L or ± 10% (whichever is greater) **Turbidity:** all readings ≤ 20 NTU; optionally ± 5 NTU or ± 10% (whichever is greater)

Revision Date: January 30, 2017

Form FD 9000-24

GROUNDWATER SAMPLING LOG

SITE NAME:	PASCO COUNTY RESOURCE RECOVERY	SITE LOCATION:	14230 Hays Rd, Spring Hill, FL 34610
WELL NO: 4MW-6	SAMPLE ID: 4MW-6	DATE: 26 Oct-2022	

PURGING DATA

WELL DIAMETER (inches):	TUBING DIAMETER (inches):	WELL SCREEN INTERVAL	STATIC DEPTH TO WATER (feet):	PURGE PUMP TYPE OR BAILER:
4	1/4	DEPTH: 73 feet to 100 feet	23.90	BP

WELL VOLUME PURGE: 1 WELL VOLUME = (TOTAL WELL DEPTH – STATIC DEPTH TO WATER) X WELL CAPACITY
(only fill out if applicable)

= (100.0 feet – 23.90 feet) X 0.65 gallons/foot = 49.47 gallons

EQUIPMENT VOLUME PURGE: 1 EQUIPMENT VOL. = PUMP VOLUME + (TUBING CAPACITY X TUBING LENGTH) + FLOW CELL VOLUME
(only fill out if applicable)

= gallons + (gallons/foot X feet) + gallons = gallons

INITIAL PUMP OR TUBING DEPTH IN WELL (feet):	FINAL PUMP OR TUBING DEPTH IN WELL (feet):	PURGING INITIATED AT:	PURGING ENDED AT:	TOTAL VOLUME PURGED (gallons):
73	73	8:05	12:36	75.20

TIME	VOLUME PURGED (gallons)	CUMUL. VOLUME PURGED (gallons)	PURGE RATE (gpm)	DEPTH TO WATER (feet)	pH (standard units)	TEMP. (°C)	COND. (circle units) µmhos/cm or µS/cm	DISSOLVED OXYGEN (circle units) mg/L or % saturation	TURBIDITY (NTUs)	ORP (mV)	COLOR (describe)	ODOR (describe)
11:05	50.00	50.00	0.28	23.90	8.09	25.87	154	5.44/67.3%	1.73	57.60	Clear	No Odor
11:50	12.60	62.60	0.28	23.90	8.05	25.89	154	5.42/67.0%	1.65	64.40	Clear	No Odor
12:35	12.60	75.20	0.28	23.90	8.05	25.90	153	5.39/66.7%	1.61	70.80	Clear	No Odor

WELL CAPACITY (Gallons Per Foot): **0.75"** = 0.02; **1"** = 0.04; **1.25"** = 0.06; **2"** = 0.16; **3"** = 0.37; **4"** = 0.65; **5"** = 1.02; **6"** = 1.47; **12"** = 5.88
TUBING INSIDE DIA. CAPACITY (Gal./Ft.): **1/8"** = 0.0006; **3/16"** = 0.0014; **1/4"** = 0.0026; **5/16"** = 0.004; **3/8"** = 0.006; **1/2"** = 0.010; **5/8"** = 0.016

PURGING EQUIPMENT CODES: **B** = Bailer; **BP** = Bladder Pump; **ESP** = Electric Submersible Pump; **PP =** Peristaltic Pump; **O** = Other (Specify)

SAMPLING DATA

SAMPLED BY (PRINT) / AFFILIATION:	SAMPLER(S) SIGNATURE(S):	SAMPLING INITIATED	SAMPLING ENDED AT:
Donovan Dickey/SCS		12:37	12:39

PUMP OR TUBING DEPTH IN WELL (feet):	TUBING MATERIAL CODE:	FIELD-FILTERED: Y N Filtration Equipment Type:	FILTER SIZE: µm
73	HDPE + S		

FIELD DECONTAMINATION: PUMP Y N TUBING Y N (replaced) DUPLICATE: Y N

SAMPLE CONTAINER SPECIFICATION				SAMPLE PRESERVATION			INTENDED ANALYSIS AND/OR METHOD	SAMPLING EQUIPMENT CODE	SAMPLE PUMP FLOW RATE (mL per minute)
SAMPLE ID CODE	# CONTAINERS	MATERIAL CODE	VOLUME (mL)	PRESERVATIVE USED	TOTAL VOL ADDED IN FIELD (mL)	FINAL pH			
4MW-6	3	CG	40	----	0	----	VOC	APP	~1060
4MW-6	1	PE	500	----	0	8.05	TDS	APP	~1060
4MW-6	1	PE	120	----	0	8.05	Chloride	APP	~1060
4MW-6	3	CG	40	HCL	0	<2	8011	APP	~1060
4MW-6	1	PE	250	HNO3	0	<2	As,Fe,Ba,Cr,Cd,Pb,Hg Se,Ag,Be,Co,Cu,Na	APP	~1060
4MW-6	1	PE	250	H2SO4	0	<2	Ammonia	APP	~1060
4MW-6	1	PE	250	H2SO4	0	<2	Nitrate	APP	~1060
4MW-6	1	PE	250	H2SO4	0	<2	Nitrate	APP	~1060

Bladder pump purge, sop sample option b for fully submerged screen

MATERIAL CODES: **AG** = Amber Glass; **CG** = Clear Glass; **PE** = Polyethylene; **PP** = Polypropylene; **S** = Silicone; **T** = Teflon; **O** = Other (Specify)

SAMPLING EQUIPMENT CODES: **APP** = After Peristaltic Pump; **B** = Bailer; **BP** = Bladder Pump; **ESP** = Electric Submersible Pump; **RFPP** = Reverse Flow Peristaltic Pump; **SM** = Straw Method (Tubing Gravity Drain); **O** = Other (Specify)

NOTES: 1. **The above do not constitute all of the information required by Chapter 62-160, F.A.C.**

2. STABILIZATION CRITERIA FOR RANGE OF VARIATION OF LAST THREE CONSECUTIVE READINGS (SEE FS 2212, SECTION 3)

pH: + 0.2 units Temperature: + 0.2 °C **Specific Conductance:** + 5% **Dissolved Oxygen:** all readings < 20% saturation (see Table FS 2200-2); optionally, ± 0.2 mg/L or ± 10% (whichever is greater) **Turbidity:** all readings ≤ 20 NTU; optionally ± 5 NTU or ± 10% (whichever is greater)

Revision Date: January 30, 2017

Form FD 9000-24

GROUNDWATER SAMPLING LOG

SITE NAME:	PASCO COUNTY RESOURCE RECOVERY	SITE LOCATION:	14230 Hays Rd, Spring Hill, FL 34610
WELL NO: 2MW-15DA	SAMPLE ID: 2MW-15DA	DATE: 26 Oct-2022	

PURGING DATA

WELL DIAMETER (inches):	TUBING DIAMETER (inches):	WELL SCREEN INTERVAL	STATIC DEPTH TO WATER (feet):	PURGE PUMP TYPE OR BAILER:
2	3/16	DEPTH: 34 feet to 44 feet	21.50	PP

WELL VOLUME PURGE: 1 WELL VOLUME = (TOTAL WELL DEPTH – STATIC DEPTH TO WATER) X WELL CAPACITY
(only fill out if applicable)
= (feet – feet) X gallons/foot = gallons

EQUIPMENT VOLUME PURGE: 1 EQUIPMENT VOL. = PUMP VOLUME + (TUBING CAPACITY X TUBING LENGTH) + FLOW CELL VOLUME
(only fill out if applicable)
= 0 gallons + (0.0014 gallons/foot X 41 feet) + 0.09 gallons = 0.442 gallons

INITIAL PUMP OR TUBING DEPTH IN WELL (feet):	FINAL PUMP OR TUBING DEPTH IN WELL (feet):	PURGING INITIATED AT:	PURGING ENDED AT:	TOTAL VOLUME PURGED (gallons):
39	39	11:15	11:47	0.44

TIME	VOLUME PURGED (gallons)	CUMUL. VOLUME PURGED (gallons)	PURGE RATE (gpm)	DEPTH TO WATER (feet)	pH (standard units)	TEMP. (°C)	COND. (circle units) µmhos/cm or µS/cm	DISSOLVED OXYGEN (circle units) mg/L or % saturation	TURBIDITY (NTUs)	ORP (mV)	COLOR (describe)	ODOR (describe)
11:43	0.50	0.50	0.01	21.50	7.55	32.15	310	3.67/50.6%	4.60	70.60	Clear	No Odor
11:45	0.02	0.52	0.01	21.50	7.55	32.15	311	3.67/50.6%	4.60	66.10	Clear	No Odor
11:47	0.02	0.54	0.01	21.50	7.55	32.15	311	3.63/50.1%	4.60	64.90	Clear	No Odor

WELL CAPACITY (Gallons Per Foot): **0.75"** = 0.02; **1"** = 0.04; **1.25"** = 0.06; **2"** = 0.16; **3"** = 0.37; **4"** = 0.65; **5"** = 1.02; **6"** = 1.47; **12"** = 5.88
TUBING INSIDE DIA. CAPACITY (Gal./Ft.): **1/8"** = 0.0006; **3/16"** = 0.0014; **1/4"** = 0.0026; **5/16"** = 0.004; **3/8"** = 0.006; **1/2"** = 0.010; **5/8"** = 0.016

PURGING EQUIPMENT CODES: **B** = Bailer; **BP** = Bladder Pump; **ESP** = Electric Submersible Pump; **PP =** Peristaltic Pump; **O** = Other (Specify)

SAMPLING DATA

SAMPLED BY (PRINT) / AFFILIATION:	SAMPLER(S) SIGNATURE(S):	SAMPLING INITIATED	SAMPLING ENDED AT:
Fauve Herron/SCS		11:50	12:34

PUMP OR TUBING DEPTH IN WELL (feet): 39 | TUBING MATERIAL CODE: HDPE + S | FIELD-FILTERED: Y (N) Filtration Equipment Type: | FILTER SIZE: µm

FIELD DECONTAMINATION: PUMP Y (N) TUBING Y (N (replaced)) DUPLICATE: Y (N)

SAMPLE CONTAINER SPECIFICATION				SAMPLE PRESERVATION			INTENDED ANALYSIS AND/OR METHOD	SAMPLING EQUIPMENT CODE	SAMPLE PUMP FLOW RATE (mL per minute)
SAMPLE ID CODE	# CONTAINERS	MATERIAL CODE	VOLUME (mL)	PRESERVATIVE USED	TOTAL VOL ADDED IN FIELD (mL)	FINAL pH			
2MW-15DA	3	CG	40	----	0	----	VOC	APP	~38
2MW-15DA	1	PE	125	----	0	7.55	Chloride	APP	~38
2MW-15DA	1	PE	125	----	0	7.55	Nitrite-nitrite	APP	~38
2MW-15DA	1	PE	500	----	0	7.55	TDS	APP	~38
2MW-15DA	3	CG	40	HCL	0	----	VOC	APP	~38
2MW-15DA	1	PE	250	H2SO4	0	<2	Nitrate-nitrite	APP	~38
2MW-15DA	1	PE	250	H2SO4	0	<2	Ammonia	APP	~38
2MW-15DA	1	PE	250	HNO3	0	<2	As,Fe,Ba,Cr,Cd,Pb,Hg Se,Ag,Be,Co,Cu,Na	APP	~38

Low pressure

MATERIAL CODES: **AG** = Amber Glass; **CG** = Clear Glass; **PE** = Polyethylene; **PP** = Polypropylene; **S** = Silicone; **T** = Teflon; **O** = Other (Specify)

SAMPLING EQUIPMENT CODES: **APP** = After Peristaltic Pump; **B** = Bailer; **BP** = Bladder Pump; **ESP** = Electric Submersible Pump; **RFPP** = Reverse Flow Peristaltic Pump; **SM** = Straw Method (Tubing Gravity Drain); **O** = Other (Specify)

NOTES: 1. **The above do not constitute all of the information required by Chapter 62-160, F.A.C.**
2. STABILIZATION CRITERIA FOR RANGE OF VARIATION OF LAST THREE CONSECUTIVE READINGS (SEE FS 2212, SECTION 3)
pH: + 0.2 units Temperature: + 0.2 °C **Specific Conductance:** + 5% **Dissolved Oxygen:** all readings < 20% saturation (see Table FS 2200-2); optionally, ± 0.2 mg/L or ± 10% (whichever is greater) **Turbidity:** all readings ≤ 20 NTU; optionally ± 5 NTU or ± 10% (whichever is greater)

Revision Date: January 30, 2017

Form FD 9000-24

GROUNDWATER SAMPLING LOG

SITE NAME:	PASCO COUNTY RESOURCE RECOVERY	SITE LOCATION:	14230 Hays Rd, Spring Hill, FL 34610
WELL NO: 4MW-4	SAMPLE ID: 4MW-4	DATE: 26 Oct-2022	

PURGING DATA

WELL DIAMETER (inches):	TUBING DIAMETER (inches):	WELL SCREEN INTERVAL DEPTH:	STATIC DEPTH TO WATER (feet):	PURGE PUMP TYPE OR BAILER:
2	1/4	22 feet to 50 feet	23.00	BP

WELL VOLUME PURGE: 1 WELL VOLUME = (TOTAL WELL DEPTH – STATIC DEPTH TO WATER) X WELL CAPACITY
(only fill out if applicable)

= (50.0 feet – 23.00 feet) X 0.16 gallons/foot = 4.32 gallons

EQUIPMENT VOLUME PURGE: 1 EQUIPMENT VOL. = PUMP VOLUME + (TUBING CAPACITY X TUBING LENGTH) + FLOW CELL VOLUME
(only fill out if applicable)

= gallons + (gallons/foot X feet) + gallons = gallons

INITIAL PUMP OR TUBING DEPTH IN WELL (feet):	FINAL PUMP OR TUBING DEPTH IN WELL (feet):	PURGING INITIATED AT:	PURGING ENDED AT:	TOTAL VOLUME PURGED (gallons):
36.5	36.5	12:47	13:04	8.00

TIME	VOLUME PURGED (gallons)	CUMUL. VOLUME PURGED (gallons)	PURGE RATE (gpm)	DEPTH TO WATER (feet)	pH (standard units)	TEMP. (°C)	COND. (circle units) µmhos/cm or µS/cm	DISSOLVED OXYGEN (circle units) mg/L or % saturation	TURBIDITY (NTUs)	ORP (mV)	COLOR (describe)	ODOR (describe)
12:57	5.00	5.00	0.50	23.00	7.24	25.61	409	2.11/26.0%	1.93	96.90	Clear	No Odor
13:00	1.50	6.50	0.50	23.00	7.23	25.61	409	2.07/25.5%	2.07	91.00	Clear	No Odor
13:03	1.50	8.00	0.50	23.00	7.23	25.61	409	2.03/25.0%	1.87	87.80	Clear	No Odor

WELL CAPACITY (Gallons Per Foot): **0.75"** = 0.02; **1"** = 0.04; **1.25"** = 0.06; **2"** = 0.16; **3"** = 0.37; **4"** = 0.65; **5"** = 1.02; **6"** = 1.47; **12"** = 5.88
TUBING INSIDE DIA. CAPACITY (Gal./Ft.): **1/8"** = 0.0006; **3/16"** = 0.0014; **1/4"** = 0.0026; **5/16"** = 0.004; **3/8"** = 0.006; **1/2"** = 0.010; **5/8"** = 0.016

PURGING EQUIPMENT CODES: **B** = Bailer; **BP** = Bladder Pump; **ESP** = Electric Submersible Pump; **PP =** Peristaltic Pump; **O** = Other (Specify)

SAMPLING DATA

SAMPLED BY (PRINT) / AFFILIATION:	SAMPLER(S) SIGNATURE(S):	SAMPLING INITIATED	SAMPLING ENDED AT:
Donovan Dickey/SCS		13:05	13:06

PUMP OR TUBING DEPTH IN WELL (feet):	TUBING MATERIAL CODE:	FIELD-FILTERED: Y (N) Filtration Equipment Type:	FILTER SIZE: µm
36.5	HDPE + S		

FIELD DECONTAMINATION: PUMP Y (N) TUBING Y (N (replaced)) DUPLICATE: Y (N)

SAMPLE CONTAINER SPECIFICATION				SAMPLE PRESERVATION			INTENDED ANALYSIS AND/OR METHOD	SAMPLING EQUIPMENT CODE	SAMPLE PUMP FLOW RATE (mL per minute)
SAMPLE ID CODE	# CONTAINERS	MATERIAL CODE	VOLUME (mL)	PRESERVATIVE USED	TOTAL VOL ADDED IN FIELD (mL)	FINAL pH			
4MW-4	3	CG	40	----	0	----	VOC	APP	~1893
4MW-4	1	PE	500	----	0	7.23	TDS	APP	~1893
4MW-4	1	PE	120	----	0	7.23	Chloride	APP	~1893
4MW-4	1	PE	120	----	0	7.23	Nitrite	APP	~1893
4MW-4	3	CG	40	HCL	0	<2	8011	APP	~1893
4MW-4	1	PE	250	HNO3	0	<2	As,Fe,Ba,Cr,Cd,Pb,Hg Se Ag Be Co Cu Na	APP	~1893
4MW-4	1	PE	250	H2SO4	0	<2	Ammonia	APP	~1893
4MW-4	1	PE	250	H2SO4	0	<2	Nitrate	APP	~1893

Bladder pump, partial submerged screen >10 sample per sop option 3

MATERIAL CODES: **AG** = Amber Glass; **CG** = Clear Glass; **PE** = Polyethylene; **PP** = Polypropylene; **S** = Silicone; **T** = Teflon; **O** = Other (Specify)

SAMPLING EQUIPMENT CODES: **APP** = After Peristaltic Pump; **B** = Bailer; **BP** = Bladder Pump; **ESP** = Electric Submersible Pump; **RFPP** = Reverse Flow Peristaltic Pump; **SM** = Straw Method (Tubing Gravity Drain); **O** = Other (Specify)

NOTES: 1. **The above do not constitute all of the information required by Chapter 62-160, F.A.C.**

2. STABILIZATION CRITERIA FOR RANGE OF VARIATION OF LAST THREE CONSECUTIVE READINGS (SEE FS 2212, SECTION 3)

pH: + 0.2 units Temperature: + 0.2 °C **Specific Conductance:** + 5% **Dissolved Oxygen:** all readings < 20% saturation (see Table FS 2200-2); optionally, ± 0.2 mg/L or ± 10% (whichever is greater) **Turbidity:** all readings ≤ 20 NTU; optionally ± 5 NTU or ± 10% (whichever is greater)

Revision Date: January 30, 2017

Form FD 9000-24

GROUNDWATER SAMPLING LOG

SITE NAME:	PASCO COUNTY RESOURCE RECOVERY	SITE LOCATION:	14230 Hays Rd, Spring Hill, FL 34610
WELL NO: 2MW-18D	SAMPLE ID: 2MW-18D	DATE: 26 Oct-2022	

PURGING DATA

WELL DIAMETER (inches):	TUBING DIAMETER (inches):	WELL SCREEN INTERVAL	STATIC DEPTH TO WATER (feet):	PURGE PUMP TYPE OR BAILER:
2	1/4	DEPTH: 25 feet to 40 feet	25.10	BP

WELL VOLUME PURGE: 1 WELL VOLUME = (TOTAL WELL DEPTH – STATIC DEPTH TO WATER) X WELL CAPACITY
(only fill out if applicable)

= (40.0 feet – 25.10 feet) X 0.16 gallons/foot = 2.38 gallons

EQUIPMENT VOLUME PURGE: 1 EQUIPMENT VOL. = PUMP VOLUME + (TUBING CAPACITY X TUBING LENGTH) + FLOW CELL VOLUME
(only fill out if applicable)

= gallons + (gallons/foot X feet) + gallons = gallons

INITIAL PUMP OR TUBING DEPTH IN WELL (feet):	FINAL PUMP OR TUBING DEPTH IN WELL (feet):	PURGING INITIATED AT:	PURGING ENDED AT:	TOTAL VOLUME PURGED (gallons):
32.5	32.5	13:20	13:34	4.20

TIME	VOLUME PURGED (gallons)	CUMUL. VOLUME PURGED (gallons)	PURGE RATE (gpm)	DEPTH TO WATER (feet)	pH (standard units)	TEMP. (°C)	COND. (circle units) µmhos/cm or µS/cm	DISSOLVED OXYGEN (circle units) mg/L or % saturation	TURBIDITY (NTUs)	ORP (mV)	COLOR (describe)	ODOR (describe)
13:30	3.00	3.00	0.30	25.10	7.30	25.39	481	3.11/38.1%	8.77	-15.70	Clear	No Odor
13:32	0.60	3.60	0.30	25.10	7.27	25.34	477	3.18/38.9%	8.65	-20.90	Clear	No Odor
13:34	0.60	4.20	0.30	25.10	7.26	25.34	477	3.12/38.3%	8.43	-21.20	Clear	No Odor

WELL CAPACITY (Gallons Per Foot): **0.75"** = 0.02; **1"** = 0.04; **1.25"** = 0.06; **2"** = 0.16; **3"** = 0.37; **4"** = 0.65; **5"** = 1.02; **6"** = 1.47; **12"** = 5.88
TUBING INSIDE DIA. CAPACITY (Gal./Ft.): **1/8"** = 0.0006; **3/16"** = 0.0014; **1/4"** = 0.0026; **5/16"** = 0.004; **3/8"** = 0.006; **1/2"** = 0.010; **5/8"** = 0.016

PURGING EQUIPMENT CODES: **B** = Bailer; **BP** = Bladder Pump; **ESP** = Electric Submersible Pump; **PP =** Peristaltic Pump; **O** = Other (Specify)

SAMPLING DATA

SAMPLED BY (PRINT) / AFFILIATION:	SAMPLER(S) SIGNATURE(S):	SAMPLING INITIATED	SAMPLING ENDED AT:
Donovan Dickey/SCS		13:35	13:37

PUMP OR TUBING DEPTH IN WELL (feet): 32.5 | TUBING MATERIAL CODE: HDPE + S | FIELD-FILTERED: Y (N) Filtration Equipment Type: | FILTER SIZE: µm

FIELD DECONTAMINATION: PUMP Y (N) TUBING Y (N (replaced)) DUPLICATE: Y (N)

SAMPLE CONTAINER SPECIFICATION				SAMPLE PRESERVATION			INTENDED ANALYSIS AND/OR METHOD	SAMPLING EQUIPMENT CODE	SAMPLE PUMP FLOW RATE (mL per minute)
SAMPLE ID CODE	# CONTAINERS	MATERIAL CODE	VOLUME (mL)	PRESERVATIVE USED	TOTAL VOL ADDED IN FIELD (mL)	FINAL pH			
2MW-18D	3	CG	40	----	0	----	VOC	APP	~1136
2MW-18D	1	PE	500	----	0	7.26	TDS	APP	~1136
2MW-18D	1	PE	120	----	0	7.26	Chloride	APP	~1136
2MW-18D	1	PE	120	----	0	7.26	Nitrite	APP	~1136
2MW-18D	3	CG	40	HCL	0	<2	8011	APP	~1136
2MW-18D	1	PE	250	HNO3	0	<2	As,Fe,Ba,Cr,Cd,Pb,Hg Se Ag Be Co Cu Na	APP	~1136
2MW-18D	1	PE	250	H2SO4	0	<2	Ammonia	APP	~1136
2MW-18D	1	PE	250	H2SO4	0	<2	Nitrate	APP	~1136

Bladder pump partially submerged screen >10 sample per sop option 3

MATERIAL CODES: **AG** = Amber Glass; **CG** = Clear Glass; **PE** = Polyethylene; **PP** = Polypropylene; **S** = Silicone; **T** = Teflon; **O** = Other (Specify)

SAMPLING EQUIPMENT CODES: **APP** = After Peristaltic Pump; **B** = Bailer; **BP** = Bladder Pump; **ESP** = Electric Submersible Pump; **RFPP** = Reverse Flow Peristaltic Pump; **SM** = Straw Method (Tubing Gravity Drain); **O** = Other (Specify)

NOTES: 1. **The above do not constitute all of the information required by Chapter 62-160, F.A.C.**
2. STABILIZATION CRITERIA FOR RANGE OF VARIATION OF LAST THREE CONSECUTIVE READINGS (SEE FS 2212, SECTION 3)
pH: + 0.2 units Temperature: + 0.2 °C **Specific Conductance:** + 5% **Dissolved Oxygen:** all readings < 20% saturation (see Table FS 2200-2); optionally, ± 0.2 mg/L or ± 10% (whichever is greater) **Turbidity:** all readings ≤ 20 NTU; optionally ± 5 NTU or ± 10% (whichever is greater)

Revision Date: January 30, 2017

Form FD 9000-24

GROUNDWATER SAMPLING LOG

SITE NAME:	PASCO COUNTY RESOURCE RECOVERY	SITE LOCATION:	14230 Hays Rd, Spring Hill, FL 34610
WELL NO: 4MW-23	SAMPLE ID: 4MW-23	DATE: 26 Oct-2022	

PURGING DATA

WELL DIAMETER (inches):	TUBING DIAMETER (inches):	WELL SCREEN INTERVAL	STATIC DEPTH TO WATER (feet):	PURGE PUMP TYPE OR BAILER:
2	3/16	DEPTH: 38 feet to 53 feet	26.00	PP

WELL VOLUME PURGE: 1 WELL VOLUME = (TOTAL WELL DEPTH – STATIC DEPTH TO WATER) X WELL CAPACITY
(only fill out if applicable)
= (feet – feet) X gallons/foot = gallons

EQUIPMENT VOLUME PURGE: 1 EQUIPMENT VOL. = PUMP VOLUME + (TUBING CAPACITY X TUBING LENGTH) + FLOW CELL VOLUME
(only fill out if applicable)
= 0 gallons + (0.0014 gallons/foot X 50 feet) + 0.09 gallons = 0.48 gallons

INITIAL PUMP OR TUBING DEPTH IN WELL (feet):	FINAL PUMP OR TUBING DEPTH IN WELL (feet):	PURGING INITIATED AT:	PURGING ENDED AT:	TOTAL VOLUME PURGED (gallons):
45.5	45.5	13:30	13:48	0.50

TIME	VOLUME PURGED (gallons)	CUMUL. VOLUME PURGED (gallons)	PURGE RATE (gpm)	DEPTH TO WATER (feet)	pH (standard units)	TEMP. (°C)	COND. (circle units) µmhos/cm or µS/cm	DISSOLVED OXYGEN (circle units) mg/L or % saturation	TURBIDITY (NTUs)	ORP (mV)	COLOR (describe)	ODOR (describe)
13:44	0.50	0.50	0.01	26.00	7.50	27.00	539	0.66/8.3%	7.11	-105.20	Clear	No Odor
13:46	0.02	0.52	0.01	26.00	7.50	26.90	540	0.66/8.3%	7.11	-111.70	Clear	No Odor
13:48	0.02	0.54	0.01	26.00	7.50	27.00	540	0.66/8.3%	7.11	-111.60	Clear	No Odor

WELL CAPACITY (Gallons Per Foot): **0.75"** = 0.02; **1"** = 0.04; **1.25"** = 0.06; **2"** = 0.16; **3"** = 0.37; **4"** = 0.65; **5"** = 1.02; **6"** = 1.47; **12"** = 5.88
TUBING INSIDE DIA. CAPACITY (Gal./Ft.): **1/8"** = 0.0006; **3/16"** = 0.0014; **1/4"** = 0.0026; **5/16"** = 0.004; **3/8"** = 0.006; **1/2"** = 0.010; **5/8"** = 0.016

PURGING EQUIPMENT CODES: **B** = Bailer; **BP** = Bladder Pump; **ESP** = Electric Submersible Pump; **PP =** Peristaltic Pump; **O** = Other (Specify)

SAMPLING DATA

SAMPLED BY (PRINT) / AFFILIATION:	SAMPLER(S) SIGNATURE(S):	SAMPLING INITIATED	SAMPLING ENDED AT:
Fauve Herron/SCS		13:50	13:49

PUMP OR TUBING DEPTH IN WELL (feet):	TUBING MATERIAL CODE:	FIELD-FILTERED: Y (N) Filtration Equipment Type:	FILTER SIZE: µm
45.5	HDPE + S		

FIELD DECONTAMINATION: PUMP Y (N) TUBING Y (N (replaced)) DUPLICATE: Y (N)

SAMPLE CONTAINER SPECIFICATION				SAMPLE PRESERVATION			INTENDED ANALYSIS AND/OR METHOD	SAMPLING EQUIPMENT CODE	SAMPLE PUMP FLOW RATE (mL per minute)
SAMPLE ID CODE	# CONTAINERS	MATERIAL CODE	VOLUME (mL)	PRESERVATIVE USED	TOTAL VOL ADDED IN FIELD (mL)	FINAL pH			
4MW-23	3	CG	40	----	0	----	VOC	APP	~
4MW-23	1	PE	125	----	0	7.50	Chloride	APP	~
4MW-23	1	PE	500	----	0	7.50	TDS	APP	~
4MW-23	1	PE	125	----	0	7.50	Nitrite-nitrite	APP	~
4MW-23	3	CG	40	HCL	0	----	VOC	APP	~
4MW-23	1	PE	250	H2SO4	0	<2	Ammonia	APP	~
4MW-23	1	PE	250	H2SO4	0	<2	Nitrite-nitrate	APP	~
4MW-23	1	PE	250	HNO3	0	<2	As,Fe,Ba,Cr,Cd,Pb,Hg Se,Ag,Be,Co,Cu,Na	APP	~

MATERIAL CODES: **AG** = Amber Glass; **CG** = Clear Glass; **PE** = Polyethylene; **PP** = Polypropylene; **S** = Silicone; **T** = Teflon; **O** = Other (Specify)

SAMPLING EQUIPMENT CODES: **APP** = After Peristaltic Pump; **B** = Bailer; **BP** = Bladder Pump; **ESP** = Electric Submersible Pump; **RFPP** = Reverse Flow Peristaltic Pump; **SM** = Straw Method (Tubing Gravity Drain); **O** = Other (Specify)

NOTES:
1. **The above do not constitute all of the information required by Chapter 62-160, F.A.C.**
2. STABILIZATION CRITERIA FOR RANGE OF VARIATION OF LAST THREE CONSECUTIVE READINGS (SEE FS 2212, SECTION 3)
pH: + 0.2 units Temperature: + 0.2 °C **Specific Conductance:** + 5% **Dissolved Oxygen:** all readings < 20% saturation (see Table FS 2200-2); optionally, ± 0.2 mg/L or ± 10% (whichever is greater) **Turbidity:** all readings ≤ 20 NTU; optionally ± 5 NTU or ± 10% (whichever is greater)

Revision Date: January 30, 2017

Form FD 9000-24

GROUNDWATER SAMPLING LOG

SITE NAME:	PASCO COUNTY RESOURCE RECOVERY	SITE LOCATION:	14230 Hays Rd, Spring Hill, FL 34610
WELL NO: 4MW-12D	SAMPLE ID: 4MW-12D	DATE: 26 Oct-2022	

PURGING DATA

WELL DIAMETER (inches):	TUBING DIAMETER (inches):	WELL SCREEN INTERVAL	STATIC DEPTH TO WATER (feet):	PURGE PUMP TYPE OR BAILER:
2	1/4	DEPTH: 30 feet to 55 feet	24.70	BP

WELL VOLUME PURGE: 1 WELL VOLUME = (TOTAL WELL DEPTH – STATIC DEPTH TO WATER) X WELL CAPACITY
(only fill out if applicable)

= (55.0 feet – 24.70 feet) X 0.16 gallons/foot = 4.85 gallons

EQUIPMENT VOLUME PURGE: 1 EQUIPMENT VOL. = PUMP VOLUME + (TUBING CAPACITY X TUBING LENGTH) + FLOW CELL VOLUME
(only fill out if applicable)

= gallons + (gallons/foot X feet) + gallons = gallons

INITIAL PUMP OR TUBING DEPTH IN WELL (feet):	FINAL PUMP OR TUBING DEPTH IN WELL (feet):	PURGING INITIATED AT:	PURGING ENDED AT:	TOTAL VOLUME PURGED (gallons):
40	40	14:05	14:24	7.52

TIME	VOLUME PURGED (gallons)	CUMUL. VOLUME PURGED (gallons)	PURGE RATE (gpm)	DEPTH TO WATER (feet)	pH (standard units)	TEMP. (°C)	COND. (circle units) µmhos/cm or µS/cm	DISSOLVED OXYGEN (circle units) mg/L or % saturation	TURBIDITY (NTUs)	ORP (mV)	COLOR (describe)	ODOR (describe)
14:17	5.00	5.00	0.42	24.70	7.40	26.09	404	2.92/36.3%	1.17	92.00	Clear	No Odor
14:20	1.26	6.26	0.42	24.70	7.39	26.08	404	2.93/36.4%	1.10	86.50	Clear	No Odor
14:23	1.26	7.52	0.42	24.70	7.38	26.11	404	2.88/35.8%	1.03	84.40	Clear	No Odor

WELL CAPACITY (Gallons Per Foot): **0.75"** = 0.02; **1"** = 0.04; **1.25"** = 0.06; **2"** = 0.16; **3"** = 0.37; **4"** = 0.65; **5"** = 1.02; **6"** = 1.47; **12"** = 5.88
TUBING INSIDE DIA. CAPACITY (Gal./Ft.): **1/8"** = 0.0006; **3/16"** = 0.0014; **1/4"** = 0.0026; **5/16"** = 0.004; **3/8"** = 0.006; **1/2"** = 0.010; **5/8"** = 0.016

PURGING EQUIPMENT CODES: **B** = Bailer; **BP** = Bladder Pump; **ESP** = Electric Submersible Pump; **PP =** Peristaltic Pump; **O** = Other (Specify)

SAMPLING DATA

SAMPLED BY (PRINT) / AFFILIATION:	SAMPLER(S) SIGNATURE(S):	SAMPLING INITIATED	SAMPLING ENDED AT:
Donovan Dickey/SCS		14:25	14:27

PUMP OR TUBING DEPTH IN WELL (feet):	TUBING MATERIAL CODE:	FIELD-FILTERED: Y (N) Filtration Equipment Type:	FILTER SIZE: µm
40	HDPE + S		

FIELD DECONTAMINATION: PUMP Y (N) TUBING Y (N (replaced)) DUPLICATE: Y (N)

SAMPLE CONTAINER SPECIFICATION				SAMPLE PRESERVATION			INTENDED ANALYSIS AND/OR METHOD	SAMPLING EQUIPMENT CODE	SAMPLE PUMP FLOW RATE (mL per minute)
SAMPLE ID CODE	# CONTAINERS	MATERIAL CODE	VOLUME (mL)	PRESERVATIVE USED	TOTAL VOL ADDED IN FIELD (mL)	FINAL pH			
4MW-12D	3	CG	40	----	0	----	VOC	APP	~1590
4MW-12D	1	PE	500	----	0	7.38	TDS	APP	~1590
4MW-12D	1	PE	120	----	0	7.38	Chloride	APP	~1590
4MW-12D	1	PE	120	----	0	7.38	Nitrite	APP	~1590
4MW-12D	3	CG	40	HCL	0	<2	8011	APP	~1590
4MW-12D	1	PE	250	HNO3	0	<2	As,Fe,Ba,Cr,Cd,Pb,Hg Se Ag Be Co Cu Na	APP	~1590
4MW-12D	1	PE	250	H2SO4	0	<2	Ammonia	APP	~1590
4MW-12D	1	PE	250	H2SO4	0	<2	Nitrate	APP	~1590

Screen more than 10 sampling per option 2 on sop for fully submerged screen

MATERIAL CODES: **AG** = Amber Glass; **CG** = Clear Glass; **PE** = Polyethylene; **PP** = Polypropylene; **S** = Silicone; **T** = Teflon; **O** = Other (Specify)

SAMPLING EQUIPMENT CODES: **APP** = After Peristaltic Pump; **B** = Bailer; **BP** = Bladder Pump; **ESP** = Electric Submersible Pump; **RFPP** = Reverse Flow Peristaltic Pump; **SM** = Straw Method (Tubing Gravity Drain); **O** = Other (Specify)

NOTES: 1. **The above do not constitute all of the information required by Chapter 62-160, F.A.C.**

2. STABILIZATION CRITERIA FOR RANGE OF VARIATION OF LAST THREE CONSECUTIVE READINGS (SEE FS 2212, SECTION 3)

pH: + 0.2 units Temperature: + 0.2 °C **Specific Conductance:** + 5% **Dissolved Oxygen:** all readings < 20% saturation (see Table FS 2200-2); optionally, ± 0.2 mg/L or ± 10% (whichever is greater) **Turbidity:** all readings ≤ 20 NTU; optionally ± 5 NTU or ± 10% (whichever is greater)

Revision Date: January 30, 2017

Form FD 9000-24

GROUNDWATER SAMPLING LOG

SITE NAME:	PASCO COUNTY RESOURCE RECOVERY	SITE LOCATION:	14230 Hays Rd, Spring Hill, FL 34610
WELL NO: 4MW-22	SAMPLE ID: 4MW-22	DATE: 26 Oct-2022	

PURGING DATA

WELL DIAMETER (inches):	TUBING DIAMETER (inches):	WELL SCREEN INTERVAL	STATIC DEPTH TO WATER (feet):	PURGE PUMP TYPE OR BAILER:
2	3/16	DEPTH: 30.3 feet to 45.3 feet	34.20	PP

WELL VOLUME PURGE: 1 WELL VOLUME = (TOTAL WELL DEPTH – STATIC DEPTH TO WATER) X WELL CAPACITY
(only fill out if applicable)
= (feet – feet) X gallons/foot = gallons

EQUIPMENT VOLUME PURGE: 1 EQUIPMENT VOL. = PUMP VOLUME + (TUBING CAPACITY X TUBING LENGTH) + FLOW CELL VOLUME
(only fill out if applicable)
= 0 gallons + (0.0014 gallons/foot X 40 feet) + 0.09 gallons = 0.438 gallons

INITIAL PUMP OR TUBING DEPTH IN WELL (feet):	FINAL PUMP OR TUBING DEPTH IN WELL (feet):	PURGING INITIATED AT:	PURGING ENDED AT:	TOTAL VOLUME PURGED (gallons):
38	38	14:20	14:32	0.74

TIME	VOLUME PURGED (gallons)	CUMUL. VOLUME PURGED (gallons)	PURGE RATE (gpm)	DEPTH TO WATER (feet)	pH (standard units)	TEMP. (°C)	COND. (circle units) µmhos/cm or µS/cm	DISSOLVED OXYGEN (circle units) mg/L or % saturation	TURBIDITY (NTUs)	ORP (mV)	COLOR (describe)	ODOR (describe)
14:28	0.50	0.50	0.06	24.20	7.16	26.00	468	0.81/10.1%	6.82	61.30	Clear	No Odor
14:30	0.02	0.62	0.06	24.20	7.16	26.00	468	0.81/10.1%	6.81	57.80	Clear	No Odor
14:32	0.12	0.74	0.06	24.20	7.17	25.90	468	0.81/10.0%	6.81	55.00	Clear	No Odor

WELL CAPACITY (Gallons Per Foot): **0.75"** = 0.02; **1"** = 0.04; **1.25"** = 0.06; **2"** = 0.16; **3"** = 0.37; **4"** = 0.65; **5"** = 1.02; **6"** = 1.47; **12"** = 5.88
TUBING INSIDE DIA. CAPACITY (Gal./Ft.): **1/8"** = 0.0006; **3/16"** = 0.0014; **1/4"** = 0.0026; **5/16"** = 0.004; **3/8"** = 0.006; **1/2"** = 0.010; **5/8"** = 0.016

PURGING EQUIPMENT CODES: **B** = Bailer; **BP** = Bladder Pump; **ESP** = Electric Submersible Pump; **PP =** Peristaltic Pump; **O** = Other (Specify)

SAMPLING DATA

SAMPLED BY (PRINT) / AFFILIATION:	SAMPLER(S) SIGNATURE(S):	SAMPLING INITIATED	SAMPLING ENDED AT:
Fauve Herron/SCS		14:40	14:41

PUMP OR TUBING DEPTH IN WELL (feet):	TUBING MATERIAL CODE:	FIELD-FILTERED: Y (N) Filtration Equipment Type:	FILTER SIZE: µm
38	HDPE + S		

FIELD DECONTAMINATION: PUMP Y (N) TUBING Y (N (replaced)) DUPLICATE: Y (N)

SAMPLE CONTAINER SPECIFICATION				SAMPLE PRESERVATION			INTENDED ANALYSIS AND/OR METHOD	SAMPLING EQUIPMENT CODE	SAMPLE PUMP FLOW RATE (mL per minute)
SAMPLE ID CODE	# CONTAINERS	MATERIAL CODE	VOLUME (mL)	PRESERVATIVE USED	TOTAL VOL ADDED IN FIELD (mL)	FINAL pH			
4MW-22	3	CG	40	----	0	----	VOC	APP	~227
4MW-22	1	PE	125	----	0	7.17	Chloride	APP	~227
4MW-22	1	PE	125	----	0	7.17	Nitrite-nitrite	APP	~227
4MW-22	1	PE	500	----	0	7.17	TDS	APP	~227
4MW-22	3	CG	40	HCL	0	----	VOC	APP	~227
4MW-22	1	PE	250	H2SO4	0	<2	Ammonia	APP	~227
4MW-22	1	PE	250	H2SO4	0	<2	Nitrate-nitrite	APP	~227
4MW-22	1	PE	250	HNO3	0	<2	As,Fe,Ba,Cr,Cd,Pb,Hg Se,Ag,Be,Co,Cu,Na	APP	~227

MATERIAL CODES: **AG** = Amber Glass; **CG** = Clear Glass; **PE** = Polyethylene; **PP** = Polypropylene; **S** = Silicone; **T** = Teflon; **O** = Other (Specify)

SAMPLING EQUIPMENT CODES: **APP** = After Peristaltic Pump; **B** = Bailer; **BP** = Bladder Pump; **ESP** = Electric Submersible Pump; **RFPP** = Reverse Flow Peristaltic Pump; **SM** = Straw Method (Tubing Gravity Drain); **O** = Other (Specify)

NOTES:
1. **The above do not constitute all of the information required by Chapter 62-160, F.A.C.**
2. STABILIZATION CRITERIA FOR RANGE OF VARIATION OF LAST THREE CONSECUTIVE READINGS (SEE FS 2212, SECTION 3)
pH: + 0.2 units Temperature: + 0.2 °C **Specific Conductance:** + 5% **Dissolved Oxygen:** all readings < 20% saturation (see Table FS 2200-2); optionally, ± 0.2 mg/L or ± 10% (whichever is greater) **Turbidity:** all readings ≤ 20 NTU; optionally ± 5 NTU or ± 10% (whichever is greater)

Revision Date: January 30, 2017

Form FD 9000-24

GROUNDWATER SAMPLING LOG

SITE NAME:	PASCO COUNTY RESOURCE RECOVERY	SITE LOCATION:	14230 Hays Rd, Spring Hill, FL 34610
WELL NO: 4MW-14D	SAMPLE ID: 4MW-14D	DATE: 26 Oct-2022	

PURGING DATA

WELL DIAMETER (inches):	TUBING DIAMETER (inches):	WELL SCREEN INTERVAL	STATIC DEPTH TO WATER (feet):	PURGE PUMP TYPE OR BAILER:
2	1/4	DEPTH: 25 feet to 50 feet	21.30	BP

WELL VOLUME PURGE: 1 WELL VOLUME = (TOTAL WELL DEPTH – STATIC DEPTH TO WATER) X WELL CAPACITY
(only fill out if applicable)

= (50.0 feet – 21.30 feet) X 0.16 gallons/foot = 4.59 gallons

EQUIPMENT VOLUME PURGE: 1 EQUIPMENT VOL. = PUMP VOLUME + (TUBING CAPACITY X TUBING LENGTH) + FLOW CELL VOLUME
(only fill out if applicable)

= gallons + (gallons/foot X feet) + gallons = gallons

INITIAL PUMP OR TUBING DEPTH IN WELL (feet):	FINAL PUMP OR TUBING DEPTH IN WELL (feet):	PURGING INITIATED AT:	PURGING ENDED AT:	TOTAL VOLUME PURGED (gallons):
35.5	35.5	14:40	15:13	7.30

TIME	VOLUME PURGED (gallons)	CUMUL. VOLUME PURGED (gallons)	PURGE RATE (gpm)	DEPTH TO WATER (feet)	pH (standard units)	TEMP. (°C)	COND. (circle units) µmhos/cm or mS/cm	DISSOLVED OXYGEN (circle units) mg/L or % saturation	TURBIDITY (NTUs)	ORP (mV)	COLOR (describe)	ODOR (describe)
15:02	5.00	5.00	0.23	21.30	7.42	28.18	430	2.50/32.2%	8.22	87.30	Clear	No Odor
15:07	1.15	6.15	0.23	21.30	7.42	28.24	431	2.49/32.1%	8.12	86.70	Clear	No Odor
15:12	1.15	7.30	0.23	21.30	7.42	28.25	431	2.51/32.3%	8.23	86.50	Clear	No Odor

WELL CAPACITY (Gallons Per Foot): **0.75"** = 0.02; **1"** = 0.04; **1.25"** = 0.06; **2"** = 0.16; **3"** = 0.37; **4"** = 0.65; **5"** = 1.02; **6"** = 1.47; **12"** = 5.88
TUBING INSIDE DIA. CAPACITY (Gal./Ft.): **1/8"** = 0.0006; **3/16"** = 0.0014; **1/4"** = 0.0026; **5/16"** = 0.004; **3/8"** = 0.006; **1/2"** = 0.010; **5/8"** = 0.016

PURGING EQUIPMENT CODES: **B** = Bailer; **BP** = Bladder Pump; **ESP** = Electric Submersible Pump; **PP** = Peristaltic Pump; **O** = Other (Specify)

SAMPLING DATA

SAMPLED BY (PRINT) / AFFILIATION:	SAMPLER(S) SIGNATURE(S):	SAMPLING INITIATED	SAMPLING ENDED AT:
Donovan Dickey/SCS		15:14	15:16

PUMP OR TUBING DEPTH IN WELL (feet): 35.5 | TUBING MATERIAL CODE: HDPE + S | FIELD-FILTERED: Y (N) Filtration Equipment Type: | FILTER SIZE: µm

FIELD DECONTAMINATION: PUMP Y (N) TUBING Y (N (replaced)) DUPLICATE: Y (N)

SAMPLE CONTAINER SPECIFICATION				SAMPLE PRESERVATION			INTENDED ANALYSIS AND/OR METHOD	SAMPLING EQUIPMENT CODE	SAMPLE PUMP FLOW RATE (mL per minute)
SAMPLE ID CODE	# CONTAINERS	MATERIAL CODE	VOLUME (mL)	PRESERVATIVE USED	TOTAL VOL ADDED IN FIELD (mL)	FINAL pH			
4MW-14D	3	CG	40	----	0	----	VOC	APP	~871
4MW-14D	1	PE	500	----	0	7.42	TDS	APP	~871
4MW-14D	1	PE	120	----	0	7.42	Chloride	APP	~871
4MW-14D	1	PE	120	----	0	7.42	Nitrite	APP	~871
4MW-14D	3	CG	40	HCL	0	<2	8011	APP	~871
4MW-14D	1	PE	250	HNO3	0	<2	As,Fe,Ba,Cr,Cd,Pb,Hg Se Ag Be Co Cu Na	APP	~871
4MW-14D	1	PE	250	H2SO4	0	<2	Ammonia	APP	~871
4MW-14D	1	PE	250	H2SO4	0	<2	Nitrate	APP	~871

Screen greater than 10 sampling per option 2 for submerged screen in the sop

MATERIAL CODES: **AG** = Amber Glass; **CG** = Clear Glass; **PE** = Polyethylene; **PP** = Polypropylene; **S** = Silicone; **T** = Teflon; **O** = Other (Specify)

SAMPLING EQUIPMENT CODES: **APP** = After Peristaltic Pump; **B** = Bailer; **BP** = Bladder Pump; **ESP** = Electric Submersible Pump; **RFPP** = Reverse Flow Peristaltic Pump; **SM** = Straw Method (Tubing Gravity Drain); **O** = Other (Specify)

NOTES:
1. **The above do not constitute all of the information required by Chapter 62-160, F.A.C.**
2. STABILIZATION CRITERIA FOR RANGE OF VARIATION OF LAST THREE CONSECUTIVE READINGS (SEE FS 2212, SECTION 3)
pH: + 0.2 units Temperature: + 0.2 °C **Specific Conductance:** + 5% **Dissolved Oxygen:** all readings < 20% saturation (see Table FS 2200-2); optionally, ± 0.2 mg/L or ± 10% (whichever is greater) **Turbidity:** all readings ≤ 20 NTU; optionally ± 5 NTU or ± 10% (whichever is greater)

Revision Date: January 30, 2017

Form FD 9000-24

GROUNDWATER SAMPLING LOG

SITE NAME:	PASCO COUNTY RESOURCE RECOVERY	SITE LOCATION:	14230 Hays Rd, Spring Hill, FL 34610
WELL NO: 4MW-21	SAMPLE ID: 4MW-21	DATE: 26 Oct-2022	

PURGING DATA

WELL DIAMETER (inches):	TUBING DIAMETER (inches):	WELL SCREEN INTERVAL	STATIC DEPTH TO WATER (feet):	PURGE PUMP TYPE OR BAILER:
2	3/16	DEPTH: 24.2 feet to 39.2 feet	24.30	PP

WELL VOLUME PURGE: 1 WELL VOLUME = (TOTAL WELL DEPTH – STATIC DEPTH TO WATER) X WELL CAPACITY
(only fill out if applicable)
= (feet – feet) X gallons/foot = gallons

EQUIPMENT VOLUME PURGE: 1 EQUIPMENT VOL. = PUMP VOLUME + (TUBING CAPACITY X TUBING LENGTH) + FLOW CELL VOLUME
(only fill out if applicable)
= 0 gallons + (0.0014 gallons/foot X 36 feet) + 0.09 gallons = 0.421 gallons

INITIAL PUMP OR TUBING DEPTH IN WELL (feet):	FINAL PUMP OR TUBING DEPTH IN WELL (feet):	PURGING INITIATED AT:	PURGING ENDED AT:	TOTAL VOLUME PURGED (gallons):
31.5	31.5	15:03	15:14	0.96

TIME	VOLUME PURGED (gallons)	CUMUL. VOLUME PURGED (gallons)	PURGE RATE (gpm)	DEPTH TO WATER (feet)	pH (standard units)	TEMP. (°C)	COND. (circle units) µmhos/cm or mS/cm	DISSOLVED OXYGEN (circle units) mg/L or % saturation	TURBIDITY (NTUs)	ORP (mV)	COLOR (describe)	ODOR (describe)
15:10	0.60	0.60	0.09	21.10	5.35	26.22	153	5.02/62.5%	1.92	191.60	Clear	No Odor
15:12	0.18	0.78	0.09	21.10	5.35	26.21	152	5.02/62.4%	1.92	199.50	Clear	No Odor
15:14	0.18	0.96	0.09	21.10	5.35	26.21	151	5.01/62.4%	1.92	202.70	Clear	No Odor

WELL CAPACITY (Gallons Per Foot): **0.75"** = 0.02; **1"** = 0.04; **1.25"** = 0.06; **2"** = 0.16; **3"** = 0.37; **4"** = 0.65; **5"** = 1.02; **6"** = 1.47; **12"** = 5.88
TUBING INSIDE DIA. CAPACITY (Gal./Ft.): **1/8"** = 0.0006; **3/16"** = 0.0014; **1/4"** = 0.0026; **5/16"** = 0.004; **3/8"** = 0.006; **1/2"** = 0.010; **5/8"** = 0.016

PURGING EQUIPMENT CODES: **B** = Bailer; **BP** = Bladder Pump; **ESP** = Electric Submersible Pump; **PP =** Peristaltic Pump; **O** = Other (Specify)

SAMPLING DATA

SAMPLED BY (PRINT) / AFFILIATION:	SAMPLER(S) SIGNATURE(S):	SAMPLING INITIATED	SAMPLING ENDED AT:
Fauve Herron/SCS		15:15	15:21

PUMP OR TUBING DEPTH IN WELL (feet): 31.5 | TUBING MATERIAL CODE: HDPE + S | FIELD-FILTERED: Y (N) Filtration Equipment Type: | FILTER SIZE: µm

FIELD DECONTAMINATION: PUMP Y (N) TUBING Y (N (replaced)) DUPLICATE: Y (N)

SAMPLE CONTAINER SPECIFICATION				SAMPLE PRESERVATION			INTENDED ANALYSIS AND/OR METHOD	SAMPLING EQUIPMENT CODE	SAMPLE PUMP FLOW RATE (mL per minute)
SAMPLE ID CODE	# CONTAINERS	MATERIAL CODE	VOLUME (mL)	PRESERVATIVE USED	TOTAL VOL ADDED IN FIELD (mL)	FINAL pH			
4MW-21	3	CG	40	----	0	----	VOC	APP	~341
4MW-21	1	PE	125	----	0	5.35	Chloride	APP	~341
4MW-21	1	PE	125	----	0	5.35	Nitrite-nitrite	APP	~341
4MW-21	1	PE	500	----	0	5.35	TDS	APP	~341
4MW-21	3	CG	40	HCL	0	----	VOC	APP	~341
4MW-21	1	PE	250	H2SO4	0	<2	Ammonia	APP	~341
4MW-21	1	PE	250	H2SO4	0	<2	Nitrate-nitrite	APP	~341
4MW-21	1	PE	250	HNO3	0	<2	As,Fe,Ba,Cr,Cd,Pb,Hg Se,Ag,Be,Co,Cu,Na	APP	~341

MATERIAL CODES: **AG** = Amber Glass; **CG** = Clear Glass; **PE** = Polyethylene; **PP** = Polypropylene; **S** = Silicone; **T** = Teflon; **O** = Other (Specify)

SAMPLING EQUIPMENT CODES: **APP** = After Peristaltic Pump; **B** = Bailer; **BP** = Bladder Pump; **ESP** = Electric Submersible Pump; **RFPP** = Reverse Flow Peristaltic Pump; **SM** = Straw Method (Tubing Gravity Drain); **O** = Other (Specify)

NOTES: 1. **The above do not constitute all of the information required by Chapter 62-160, F.A.C.**
2. STABILIZATION CRITERIA FOR RANGE OF VARIATION OF LAST THREE CONSECUTIVE READINGS (SEE FS 2212, SECTION 3)
pH: + 0.2 units Temperature: + 0.2 °C **Specific Conductance:** + 5% **Dissolved Oxygen:** all readings < 20% saturation (see Table FS 2200-2); optionally, ± 0.2 mg/L or ± 10% (whichever is greater) **Turbidity:** all readings ≤ 20 NTU; optionally ± 5 NTU or ± 10% (whichever is greater)

Revision Date: January 30, 2017

Form FD 9000-24

GROUNDWATER SAMPLING LOG

SITE NAME:	PASCO COUNTY RESOURCE RECOVERY	SITE LOCATION:	14230 Hays Rd, Spring Hill, FL 34610
WELL NO: 4MW-5	SAMPLE ID: 4MW-5	DATE: 27 Oct-2022	

PURGING DATA

WELL DIAMETER (inches):	TUBING DIAMETER (inches):	WELL SCREEN INTERVAL	STATIC DEPTH TO WATER (feet):	PURGE PUMP TYPE OR BAILER:
4	1/4	DEPTH: 68 feet to 100 feet	20.43	BP

WELL VOLUME PURGE: 1 WELL VOLUME = (TOTAL WELL DEPTH – STATIC DEPTH TO WATER) X WELL CAPACITY
(only fill out if applicable)

= (100.0feet – 20.43 feet) X 0.65 gallons/foot =51.72 gallons

EQUIPMENT VOLUME PURGE: 1 EQUIPMENT VOL. = PUMP VOLUME + (TUBING CAPACITY X TUBING LENGTH) + FLOW CELL VOLUME
(only fill out if applicable)

= gallons + (gallons/foot X feet) + gallons = gallons

INITIAL PUMP OR TUBING DEPTH IN WELL (feet):	FINAL PUMP OR TUBING DEPTH IN WELL (feet):	PURGING INITIATED AT:	PURGING ENDED AT:	TOTAL VOLUME PURGED (gallons):
60	60	7:50	10:49	78.32

TIME	VOLUME PURGED (gallons)	CUMUL. VOLUME PURGED (gallons)	PURGE RATE (gpm)	DEPTH TO WATER (feet)	pH (standard units)	TEMP. (°C)	COND. (circle units) µmhos/cm or µS/cm	DISSOLVED OXYGEN (circle units) mg/L or % saturation	TURBIDITY (NTUs)	ORP (mV)	COLOR (describe)	ODOR (describe)
9:55	55.00	55.00	0.44	20.43	7.23	24.16	555	2.08/24.9%	2.07	81.90	Clear	No Odor
10:18	10.12	65.12	0.44	20.43	7.23	24.16	555	2.05/24.6%	1.98	81.30	Clear	No Odor
10:48	13.20	78.32	0.44	20.43	7.23	24.16	555	2.04/24.4%	1.87	81.10	Clear	No Odor

WELL CAPACITY (Gallons Per Foot): **0.75"** = 0.02; **1"** = 0.04; **1.25"** = 0.06; **2"** = 0.16; **3"** = 0.37; **4"** = 0.65; **5"** = 1.02; **6"** = 1.47; **12"** = 5.88
TUBING INSIDE DIA. CAPACITY (Gal./Ft.): **1/8"** = 0.0006; **3/16"** = 0.0014; **1/4"** = 0.0026; **5/16"** = 0.004; **3/8"** = 0.006; **1/2"** = 0.010; **5/8"** = 0.016

PURGING EQUIPMENT CODES: **B** = Bailer; **BP** = Bladder Pump; **ESP** = Electric Submersible Pump; **PP =** Peristaltic Pump; **O** = Other (Specify)

SAMPLING DATA

SAMPLED BY (PRINT) / AFFILIATION:	SAMPLER(S) SIGNATURE(S):	SAMPLING INITIATED	SAMPLING ENDED AT:
Donovan Dickey/SCS		10:50	10:52

PUMP OR TUBING DEPTH IN WELL (feet):	TUBING MATERIAL CODE:	FIELD-FILTERED: Y (N) Filtration Equipment Type:	FILTER SIZE: µm
60	HDPE + S		

FIELD DECONTAMINATION: PUMP Y (N) TUBING Y (N (replaced)) DUPLICATE: Y (N)

SAMPLE CONTAINER SPECIFICATION				SAMPLE PRESERVATION			INTENDED ANALYSIS AND/OR METHOD	SAMPLING EQUIPMENT CODE	SAMPLE PUMP FLOW RATE (mL per minute)
SAMPLE ID CODE	# CONTAINERS	MATERIAL CODE	VOLUME (mL)	PRESERVATIVE USED	TOTAL VOL ADDED IN FIELD (mL)	FINAL pH			
4MW-5	3	CG	40	----	0	----	VOC	APP	~1666
4MW-5	1	PE	500	----	0	7.23	TDS	APP	~1666
4MW-5	1	PE	120	----	0	7.23	Chloride	APP	~1666
4MW-5	1	PE	120	----	0	7.23	Nitrite	APP	~1666
4MW-5	3	CG	40	HCL	0	<2	8011	APP	~1666
4MW-5	1	PE	250	HNO3	0	<2	As,Fe,Ba,Cr,Cd,Pb,Hg Se Ag Be Co Cu Na	APP	~1666
4MW-5	1	PE	250	H2SO4	0	<2	Ammonia	APP	~1666
4MW-5	1	PE	250		0		Nitrate	APP	~1666

Bladder pump, fully submerged screen greater than 10 sample per sop option 2

MATERIAL CODES: **AG** = Amber Glass; **CG** = Clear Glass; **PE** = Polyethylene; **PP** = Polypropylene; **S** = Silicone; **T** = Teflon; **O** = Other (Specify)

SAMPLING EQUIPMENT CODES: **APP** = After Peristaltic Pump; **B** = Bailer; **BP** = Bladder Pump; **ESP** = Electric Submersible Pump; **RFPP** = Reverse Flow Peristaltic Pump; **SM** = Straw Method (Tubing Gravity Drain); **O** = Other (Specify)

NOTES: 1. **The above do not constitute all of the information required by Chapter 62-160, F.A.C.**

2. STABILIZATION CRITERIA FOR RANGE OF VARIATION OF LAST THREE CONSECUTIVE READINGS (SEE FS 2212, SECTION 3)

pH: + 0.2 units Temperature: + 0.2 °C **Specific Conductance:** + 5% **Dissolved Oxygen:** all readings < 20% saturation (see Table FS 2200-2); optionally, ± 0.2 mg/L or ± 10% (whichever is greater) **Turbidity:** all readings ≤ 20 NTU; optionally ± 5 NTU or ± 10% (whichever is greater)

Revision Date: January 30, 2017

Form FD 9000-24

GROUNDWATER SAMPLING LOG

SITE NAME:	PASCO COUNTY RESOURCE RECOVERY	SITE LOCATION:	14230 Hays Rd, Spring Hill, FL 34610
WELL NO: 4MW-3A	SAMPLE ID: 4MW-3A	DATE: 27 Oct-2022	

PURGING DATA

WELL DIAMETER (inches):	TUBING DIAMETER (inches):	WELL SCREEN INTERVAL DEPTH:	STATIC DEPTH TO WATER (feet):	PURGE PUMP TYPE OR BAILER:
2	1/4	22 feet to 50 feet	24.13	BP

WELL VOLUME PURGE: 1 WELL VOLUME = (TOTAL WELL DEPTH – STATIC DEPTH TO WATER) X WELL CAPACITY
(only fill out if applicable)

= (50.0 feet – 24.13 feet) X 0.16 gallons/foot = 4.14 gallons

EQUIPMENT VOLUME PURGE: 1 EQUIPMENT VOL. = PUMP VOLUME + (TUBING CAPACITY X TUBING LENGTH) + FLOW CELL VOLUME
(only fill out if applicable)

= gallons + (gallons/foot X feet) + gallons = gallons

INITIAL PUMP OR TUBING DEPTH IN WELL (feet):	FINAL PUMP OR TUBING DEPTH IN WELL (feet):	PURGING INITIATED AT:	PURGING ENDED AT:	TOTAL VOLUME PURGED (gallons):
37	37	11:09	11:26	7.20

TIME	VOLUME PURGED (gallons)	CUMUL. VOLUME PURGED (gallons)	PURGE RATE (gpm)	DEPTH TO WATER (feet)	pH (standard units)	TEMP. (°C)	COND. (circle units) µmhos/cm or µS/cm	DISSOLVED OXYGEN (circle units) mg/L or % saturation	TURBIDITY (NTUs)	ORP (mV)	COLOR (describe)	ODOR (describe)
11:19	4.50	4.50	0.45	24.13	7.23	24.01	424	1.35/16.1%	2.37	-44.10	Clear	No Odor
11:22	1.35	5.85	0.45	24.13	7.23	24.00	424	1.30/15.5%	2.32	-45.80	Clear	No Odor
11:25	1.35	7.20	0.45	24.13	7.22	24.01	423	1.24/14.8%	2.28	-47.20	Clear	No Odor

WELL CAPACITY (Gallons Per Foot): **0.75"** = 0.02; **1"** = 0.04; **1.25"** = 0.06; **2"** = 0.16; **3"** = 0.37; **4"** = 0.65; **5"** = 1.02; **6"** = 1.47; **12"** = 5.88
TUBING INSIDE DIA. CAPACITY (Gal./Ft.): **1/8"** = 0.0006; **3/16"** = 0.0014; **1/4"** = 0.0026; **5/16"** = 0.004; **3/8"** = 0.006; **1/2"** = 0.010; **5/8"** = 0.016

PURGING EQUIPMENT CODES: **B** = Bailer; **BP** = Bladder Pump; **ESP** = Electric Submersible Pump; **PP =** Peristaltic Pump; **O** = Other (Specify)

SAMPLING DATA

SAMPLED BY (PRINT) / AFFILIATION:	SAMPLER(S) SIGNATURE(S):	SAMPLING INITIATED	SAMPLING ENDED AT:
Donovan Dickey/SCS		11:27	11:27

PUMP OR TUBING DEPTH IN WELL (feet):	TUBING MATERIAL CODE:	FIELD-FILTERED: Y (N) Filtration Equipment Type:	FILTER SIZE: µm
37	HDPE + S		

FIELD DECONTAMINATION: PUMP Y (N) TUBING Y (N (replaced)) DUPLICATE: Y (N)

SAMPLE CONTAINER SPECIFICATION				SAMPLE PRESERVATION			INTENDED ANALYSIS AND/OR METHOD	SAMPLING EQUIPMENT CODE	SAMPLE PUMP FLOW RATE (mL per minute)
SAMPLE ID CODE	# CONTAINERS	MATERIAL CODE	VOLUME (mL)	PRESERVATIVE USED	TOTAL VOL ADDED IN FIELD (mL)	FINAL pH			
4MW-3A	3	CG	40	----	0	----	VOC	APP	~1703
4MW-3A	1	PE	500	----	0	7.22	TDS	APP	~1703
4MW-3A	1	PE	120	----	0	7.22	Chloride	APP	~1703
4MW-3A	0	PE	120	----	0	7.22	Nitrite	APP	~1703
4MW-3A	3	CG	40	HCL	0	<2	8011	APP	~1703
4MW-3A	1	PE	250	HNO3	0	<2	As,Fe,Ba,Cr,Cd,Pb,Hg Se Ag Be Co Cu Na	APP	~1703
4MW-3A	1	PE	250	H2SO4	0	<2	Ammonia	APP	~1703
4MW-3A	1	PE	250	H2SO4	----	<2	Nitrate	APP	~1703

Bladder pump, partially submerged screen sample per option 3 on sop

MATERIAL CODES: **AG** = Amber Glass; **CG** = Clear Glass; **PE** = Polyethylene; **PP** = Polypropylene; **S** = Silicone; **T** = Teflon; **O** = Other (Specify)

SAMPLING EQUIPMENT CODES: **APP** = After Peristaltic Pump; **B** = Bailer; **BP** = Bladder Pump; **ESP** = Electric Submersible Pump; **RFPP** = Reverse Flow Peristaltic Pump; **SM** = Straw Method (Tubing Gravity Drain); **O** = Other (Specify)

NOTES: 1. **The above do not constitute all of the information required by Chapter 62-160, F.A.C.**
2. STABILIZATION CRITERIA FOR RANGE OF VARIATION OF LAST THREE CONSECUTIVE READINGS (SEE FS 2212, SECTION 3)
pH: + 0.2 units Temperature: + 0.2 °C **Specific Conductance:** + 5% **Dissolved Oxygen:** all readings < 20% saturation (see Table FS 2200-2); optionally, ± 0.2 mg/L or ± 10% (whichever is greater) **Turbidity:** all readings ≤ 20 NTU; optionally ± 5 NTU or ± 10% (whichever is greater)

Revision Date: January 30, 2017

Form FD 9000-24

GROUNDWATER SAMPLING LOG

SITE NAME:	PASCO COUNTY RESOURCE RECOVERY	SITE LOCATION:	14230 Hays Rd, Spring Hill, FL 34610
WELL NO: 4MW-9	SAMPLE ID: 4MW-9	DATE: 27 Oct-2022	

PURGING DATA

WELL DIAMETER (inches):	TUBING DIAMETER (inches):	WELL SCREEN INTERVAL	STATIC DEPTH TO WATER (feet):	PURGE PUMP TYPE OR BAILER:
4	1/4	DEPTH: 30 feet to 60 feet	23.45	BP

WELL VOLUME PURGE: 1 WELL VOLUME = (TOTAL WELL DEPTH – STATIC DEPTH TO WATER) X WELL CAPACITY
(only fill out if applicable)

= (60.0 feet – 23.45 feet) X 0.65 gallons/foot = 23.76 gallons

EQUIPMENT VOLUME PURGE: 1 EQUIPMENT VOL. = PUMP VOLUME + (TUBING CAPACITY X TUBING LENGTH) + FLOW CELL VOLUME
(only fill out if applicable)

= gallons + (gallons/foot X feet) + gallons = gallons

INITIAL PUMP OR TUBING DEPTH IN WELL (feet):	FINAL PUMP OR TUBING DEPTH IN WELL (feet):	PURGING INITIATED AT:	PURGING ENDED AT:	TOTAL VOLUME PURGED (gallons):
41.5	41.5	11:45	12:41	37.80

TIME	VOLUME PURGED (gallons)	CUMUL. VOLUME PURGED (gallons)	PURGE RATE (gpm)	DEPTH TO WATER (feet)	pH (standard units)	TEMP. (°C)	COND. (circle units) µmhos/cm or µS/cm	DISSOLVED OXYGEN (circle units) mg/L or % saturation	TURBIDITY (NTUs)	ORP (mV)	COLOR (describe)	ODOR (describe)
12:20	24.00	24.00	0.69	23.45	7.28	24.70	433	1.22/14.8%	3.33	51.60	Clear	No Odor
12:30	6.90	30.90	0.69	23.45	7.27	24.75	433	1.15/13.9%	3.21	49.00	Clear	No Odor
12:40	6.90	37.80	0.69	23.45	7.27	24.78	434	1.16/14.0%	3.31	47.70	Clear	No Odor

WELL CAPACITY (Gallons Per Foot): **0.75"** = 0.02; **1"** = 0.04; **1.25"** = 0.06; **2"** = 0.16; **3"** = 0.37; **4"** = 0.65; **5"** = 1.02; **6"** = 1.47; **12"** = 5.88
TUBING INSIDE DIA. CAPACITY (Gal./Ft.): **1/8"** = 0.0006; **3/16"** = 0.0014; **1/4"** = 0.0026; **5/16"** = 0.004; **3/8"** = 0.006; **1/2"** = 0.010; **5/8"** = 0.016

PURGING EQUIPMENT CODES: **B** = Bailer; **BP** = Bladder Pump; **ESP** = Electric Submersible Pump; **PP =** Peristaltic Pump; **O** = Other (Specify)

SAMPLING DATA

SAMPLED BY (PRINT) / AFFILIATION:	SAMPLER(S) SIGNATURE(S):	SAMPLING INITIATED	SAMPLING ENDED AT:
Donovan Dickey/SCS		12:42	12:43

PUMP OR TUBING DEPTH IN WELL (feet):	TUBING MATERIAL CODE:	FIELD-FILTERED: Y N Filtration Equipment Type:	FILTER SIZE: µm
41.5	HDPE + S		

FIELD DECONTAMINATION: PUMP Y N TUBING Y N (replaced) DUPLICATE: Y N

SAMPLE CONTAINER SPECIFICATION				SAMPLE PRESERVATION			INTENDED ANALYSIS AND/OR METHOD	SAMPLING EQUIPMENT CODE	SAMPLE PUMP FLOW RATE (mL per minute)
SAMPLE ID CODE	# CONTAINERS	MATERIAL CODE	VOLUME (mL)	PRESERVATIVE USED	TOTAL VOL ADDED IN FIELD (mL)	FINAL pH			
4MW-9	3	CG	40	----	0	----	VOC	APP	~2612
4MW-9	1	PE	500	----	0	7.27	TDS	APP	~2612
4MW-9	1	PE	120	----	0	7.27	Chloride	APP	~2612
4MW-9	1	PE	120	----	0	7.27	Nitrite	APP	~2612
4MW-9	3	CG	40	HCL	0	<2	8011	APP	~2612
4MW-9	1	PE	250	HNO3	0	<2	As,Fe,Ba,Cr,Cd,Pb,Hg Se Ag Be Co Cu Na	APP	~2612
4MW-9	1	PE	250	H2SO4	0	<2	Ammonia	APP	~2612
4MW-9	1	PE	250	H2SO4	0	<2	Nitrate	APP	~2612

Bladder pump, fully submerged screen more than 10' sampling per option 2 on sop

MATERIAL CODES: **AG** = Amber Glass; **CG** = Clear Glass; **PE** = Polyethylene; **PP** = Polypropylene; **S** = Silicone; **T** = Teflon; **O** = Other (Specify)

SAMPLING EQUIPMENT CODES: **APP** = After Peristaltic Pump; **B** = Bailer; **BP** = Bladder Pump; **ESP** = Electric Submersible Pump; **RFPP** = Reverse Flow Peristaltic Pump; **SM** = Straw Method (Tubing Gravity Drain); **O** = Other (Specify)

NOTES: 1. **The above do not constitute all of the information required by Chapter 62-160, F.A.C.**
2. STABILIZATION CRITERIA FOR RANGE OF VARIATION OF LAST THREE CONSECUTIVE READINGS (SEE FS 2212, SECTION 3)
pH: + 0.2 units Temperature: + 0.2 °C **Specific Conductance:** + 5% **Dissolved Oxygen:** all readings < 20% saturation (see Table FS 2200-2); optionally, ± 0.2 mg/L or ± 10% (whichever is greater) **Turbidity:** all readings ≤ 20 NTU; optionally ± 5 NTU or ± 10% (whichever is greater)

Revision Date: January 30, 2017

Form FD 9000-24

GROUNDWATER SAMPLING LOG

SITE NAME:	PASCO COUNTY RESOURCE RECOVERY	SITE LOCATION:	14230 Hays Rd, Spring Hill, FL 34610
WELL NO: 4MW-8	SAMPLE ID: 4MW-8	DATE: 27 Oct-2022	

PURGING DATA

WELL DIAMETER (inches):	TUBING DIAMETER (inches):	WELL SCREEN INTERVAL DEPTH:	STATIC DEPTH TO WATER (feet):	PURGE PUMP TYPE OR BAILER:
4	1/4	32 feet to 65 feet	21.30	BP

WELL VOLUME PURGE: 1 WELL VOLUME = (TOTAL WELL DEPTH – STATIC DEPTH TO WATER) X WELL CAPACITY
(only fill out if applicable)

= (65.0 feet – 21.30 feet) X 0.65 gallons/foot =28.41 gallons

EQUIPMENT VOLUME PURGE: 1 EQUIPMENT VOL. = PUMP VOLUME + (TUBING CAPACITY X TUBING LENGTH) + FLOW CELL VOLUME
(only fill out if applicable)

= gallons + (gallons/foot X feet) + gallons = gallons

INITIAL PUMP OR TUBING DEPTH IN WELL (feet):	FINAL PUMP OR TUBING DEPTH IN WELL (feet):	PURGING INITIATED AT:	PURGING ENDED AT:	TOTAL VOLUME PURGED (gallons):
43	43	13:04	13:51	44.55

TIME	VOLUME PURGED (gallons)	CUMUL. VOLUME PURGED (gallons)	PURGE RATE (gpm)	DEPTH TO WATER (feet)	pH (standard units)	TEMP. (°C)	COND. (circle units) µmhos/cm or µS/cm	DISSOLVED OXYGEN (circle units) mg/L or % saturation	TURBIDITY (NTUs)	ORP (mV)	COLOR (describe)	ODOR (describe)
13:35	30.00	30.00	0.97	21.30	7.20	23.56	371	0.73/8.6%	2.89	13.70	Clear	No Odor
13:43	7.76	37.76	0.97	21.30	7.21	23.56	371	0.69/8.2%	2.77	14.80	Clear	No Odor
13:50	6.79	44.55	0.97	21.30	7.21	23.56	371	0.69/8.2%	2.79	9.70	Clear	No Odor

WELL CAPACITY (Gallons Per Foot): **0.75"** = 0.02; **1"** = 0.04; **1.25"** = 0.06; **2"** = 0.16; **3"** = 0.37; **4"** = 0.65; **5"** = 1.02; **6"** = 1.47; **12"** = 5.88
TUBING INSIDE DIA. CAPACITY (Gal./Ft.): **1/8"** = 0.0006; **3/16"** = 0.0014; **1/4"** = 0.0026; **5/16"** = 0.004; **3/8"** = 0.006; **1/2"** = 0.010; **5/8"** = 0.016

PURGING EQUIPMENT CODES: **B** = Bailer; **BP** = Bladder Pump; **ESP** = Electric Submersible Pump; **PP =** Peristaltic Pump; **O** = Other (Specify)

SAMPLING DATA

SAMPLED BY (PRINT) / AFFILIATION:	SAMPLER(S) SIGNATURE(S):	SAMPLING INITIATED	SAMPLING ENDED AT:
Donovan Dickey/SCS		13:52	13:52

PUMP OR TUBING DEPTH IN WELL (feet):	TUBING MATERIAL CODE:	FIELD-FILTERED: Y N Filtration Equipment Type:	FILTER SIZE: µm
43	HDPE + S		

FIELD DECONTAMINATION: PUMP Y N TUBING Y N (replaced) DUPLICATE: Y N

SAMPLE CONTAINER SPECIFICATION				SAMPLE PRESERVATION			INTENDED ANALYSIS AND/OR METHOD	SAMPLING EQUIPMENT CODE	SAMPLE PUMP FLOW RATE (mL per minute)
SAMPLE ID CODE	# CONTAINERS	MATERIAL CODE	VOLUME (mL)	PRESERVATIVE USED	TOTAL VOL ADDED IN FIELD (mL)	FINAL pH			
4MW-8	3	CG	40	----	0	----	VOC	APP	~3672
4MW-8	1	PE	500	----	0	7.21	TDS	APP	~3672
4MW-8	1	PE	120	----	0	7.21	Chloride	APP	~3672
4MW-8	1	PE	120	----	0	7.21	Nitrite	APP	~3672
4MW-8	3	CG	40	HCL	0	<2	8011	APP	~3672
4MW-8	1	PE	250	HNO3	0	<2	As,Fe,Ba,Cr,Cd,Pb,Hg Se Ag Be Co Cu Na	APP	~3672
4MW-8	1	PE	250	H2SO4	0	<2	Ammonia	APP	~3672
4MW-8	1	PE	250	H2SO4	0	<2	Nitrate	APP	~3672

Bladder pump, fully submerged screen greater than 10' sampling per option 2 on sop

MATERIAL CODES: **AG** = Amber Glass; **CG** = Clear Glass; **PE** = Polyethylene; **PP** = Polypropylene; **S** = Silicone; **T** = Teflon; **O** = Other (Specify)

SAMPLING EQUIPMENT CODES: **APP** = After Peristaltic Pump; **B** = Bailer; **BP** = Bladder Pump; **ESP** = Electric Submersible Pump; **RFPP** = Reverse Flow Peristaltic Pump; **SM** = Straw Method (Tubing Gravity Drain); **O** = Other (Specify)

NOTES: 1. **The above do not constitute all of the information required by Chapter 62-160, F.A.C.**

2. STABILIZATION CRITERIA FOR RANGE OF VARIATION OF LAST THREE CONSECUTIVE READINGS (SEE FS 2212, SECTION 3)

pH: + 0.2 units Temperature: + 0.2 °C **Specific Conductance:** + 5% **Dissolved Oxygen:** all readings < 20% saturation (see Table FS 2200-2); optionally, ± 0.2 mg/L or ± 10% (whichever is greater) **Turbidity:** all readings ≤ 20 NTU; optionally ± 5 NTU or ± 10% (whichever is greater)

Revision Date: January 30, 2017

Form FD 9000-24

GROUNDWATER SAMPLING LOG

SITE NAME:	PASCO COUNTY RESOURCE RECOVERY	SITE LOCATION:	14230 Hays Rd, Spring Hill, FL 34610
WELL NO: 4MW-7	SAMPLE ID: 4MW-7	DATE: 27 Oct-2022	

PURGING DATA

WELL DIAMETER (inches):	TUBING DIAMETER (inches):	WELL SCREEN INTERVAL DEPTH:	STATIC DEPTH TO WATER (feet):	PURGE PUMP TYPE OR BAILER:
2	1/4	22 feet to 47 feet	22.10	BP

WELL VOLUME PURGE: 1 WELL VOLUME = (TOTAL WELL DEPTH – STATIC DEPTH TO WATER) X WELL CAPACITY
(only fill out if applicable)

= (47.0 feet – 22.10 feet) X 0.16 gallons/foot = 3.98 gallons

EQUIPMENT VOLUME PURGE: 1 EQUIPMENT VOL. = PUMP VOLUME + (TUBING CAPACITY X TUBING LENGTH) + FLOW CELL VOLUME
(only fill out if applicable)

= gallons + (gallons/foot X feet) + gallons = gallons

INITIAL PUMP OR TUBING DEPTH IN WELL (feet):	FINAL PUMP OR TUBING DEPTH IN WELL (feet):	PURGING INITIATED AT:	PURGING ENDED AT:	TOTAL VOLUME PURGED (gallons):
34.5	34.5	14:04	14:32	6.44

TIME	VOLUME PURGED (gallons)	CUMUL. VOLUME PURGED (gallons)	PURGE RATE (gpm)	DEPTH TO WATER (feet)	pH (standard units)	TEMP. (°C)	COND. (circle units) µmhos/cm or µS/cm	DISSOLVED OXYGEN (circle units) mg/L or % saturation	TURBIDITY (NTUs)	ORP (mV)	COLOR (describe)	ODOR (describe)
14:25	5.00	5.00	0.24	22.10	7.44	25.62	339	2.88/35.5%	29.60	78.20	Clear	No Odor
14:28	0.72	5.72	0.24	22.10	7.43	25.62	340	2.84/34.9%	28.50	77.20	Clear	No Odor
14:31	0.72	6.44	0.24	22.10	7.43	25.62	340	2.86/35.2%	28.10	76.70	Clear	No Odor

WELL CAPACITY (Gallons Per Foot): **0.75"** = 0.02; **1"** = 0.04; **1.25"** = 0.06; **2"** = 0.16; **3"** = 0.37; **4"** = 0.65; **5"** = 1.02; **6"** = 1.47; **12"** = 5.88
TUBING INSIDE DIA. CAPACITY (Gal./Ft.): **1/8"** = 0.0006; **3/16"** = 0.0014; **1/4"** = 0.0026; **5/16"** = 0.004; **3/8"** = 0.006; **1/2"** = 0.010; **5/8"** = 0.016

PURGING EQUIPMENT CODES: **B** = Bailer; **BP** = Bladder Pump; **ESP** = Electric Submersible Pump; **PP =** Peristaltic Pump; **O** = Other (Specify)

SAMPLING DATA

SAMPLED BY (PRINT) / AFFILIATION:	SAMPLER(S) SIGNATURE(S):	SAMPLING INITIATED	SAMPLING ENDED AT:
Donovan Dickey/SCS		14:33	14:35

PUMP OR TUBING DEPTH IN WELL (feet):	TUBING MATERIAL CODE:	FIELD-FILTERED: Y (N) Filtration Equipment Type:	FILTER SIZE: µm
34.5	HDPE + S		

FIELD DECONTAMINATION: PUMP Y (N) TUBING Y (N (replaced)) DUPLICATE: Y (N)

SAMPLE CONTAINER SPECIFICATION				SAMPLE PRESERVATION			INTENDED ANALYSIS AND/OR METHOD	SAMPLING EQUIPMENT CODE	SAMPLE PUMP FLOW RATE (mL per minute)
SAMPLE ID CODE	# CONTAINERS	MATERIAL CODE	VOLUME (mL)	PRESERVATIVE USED	TOTAL VOL ADDED IN FIELD (mL)	FINAL pH			
4MW-7	3	CG	40	----	0	----	VOC	APP	~908
4MW-7	1	PE	500	----	0	7.43	TDS	APP	~908
4MW-7	1	PE	120	----	0	7.43	Chloride	APP	~908
4MW-7	1	PE	120	----	0	7.43	Nitrite	APP	~908
4MW-7	3	CG	40	HCL	0	<2	8011	APP	~908
4MW-7	1	PE	250	HNO3	0	<2	As,Fe,Ba,Cr,Cd,Pb,Hg Se Ag Be Co Cu Na	APP	~908
4MW-7	1	PE	250	H2SO4	0	<2	Ammonia	APP	~908
4MW-7	1	PE	250	H2SO4	0	<2	Nitrate	APP	~908

Bladder pump, partially submerged screen sampling per option 3 on sop

MATERIAL CODES: **AG** = Amber Glass; **CG** = Clear Glass; **PE** = Polyethylene; **PP** = Polypropylene; **S** = Silicone; **T** = Teflon; **O** = Other (Specify)

SAMPLING EQUIPMENT CODES: **APP** = After Peristaltic Pump; **B** = Bailer; **BP** = Bladder Pump; **ESP** = Electric Submersible Pump; **RFPP** = Reverse Flow Peristaltic Pump; **SM** = Straw Method (Tubing Gravity Drain); **O** = Other (Specify)

NOTES: 1. **The above do not constitute all of the information required by Chapter 62-160, F.A.C.**

2. STABILIZATION CRITERIA FOR RANGE OF VARIATION OF LAST THREE CONSECUTIVE READINGS (SEE FS 2212, SECTION 3)

pH: + 0.2 units Temperature: + 0.2 °C **Specific Conductance:** + 5% **Dissolved Oxygen:** all readings < 20% saturation (see Table FS 2200-2); optionally, ± 0.2 mg/L or ± 10% (whichever is greater) **Turbidity:** all readings ≤ 20 NTU; optionally ± 5 NTU or ± 10% (whichever is greater)

Revision Date: January 30, 2017

Login Sample Receipt Checklist

Client: SCS Engineers

Job Number: 660-124598-1

Login Number: 124598
List Number: 1
Creator: Hurst, John

List Source: Eurofins Tampa

Question	Answer	Comment
Radioactivity wasn't checked or is </= background as measured by a survey meter.	True	
The cooler's custody seal, if present, is intact.	True	
Sample custody seals, if present, are intact.	True	
The cooler or samples do not appear to have been compromised or tampered with.	True	
Samples were received on ice.	True	
Cooler Temperature is acceptable.	True	
Cooler Temperature is recorded.	True	
COC is present.	True	
COC is filled out in ink and legible.	True	
COC is filled out with all pertinent information.	True	
Is the Field Sampler's name present on COC?	True	
There are no discrepancies between the containers received and the COC.	True	
Samples are received within Holding Time (excluding tests with immediate HTs)	True	
Sample containers have legible labels.	True	
Containers are not broken or leaking.	True	
Sample collection date/times are provided.	True	
Appropriate sample containers are used.	True	
Sample bottles are completely filled.	True	
Sample Preservation Verified.	True	
There is sufficient vol. for all requested analyses, incl. any requested MS/MSDs	True	
Containers requiring zero headspace have no headspace or bubble is <6mm (1/4").	True	
Multiphasic samples are not present.	True	
Samples do not require splitting or compositing.	True	
Residual Chlorine Checked.	N/A	

Login Sample Receipt Checklist

Client: SCS Engineers

Job Number: 660-124598-1

Login Number: 124598
List Number: 2
Creator: Givens, Keshia

List Source: Eurofins Savannah
List Creation: 10/27/22 03:43 PM

Question	Answer	Comment
Radioactivity wasn't checked or is </= background as measured by a survey meter.	False	
The cooler's custody seal, if present, is intact.	True	
Sample custody seals, if present, are intact.	True	
The cooler or samples do not appear to have been compromised or tampered with.	True	
Samples were received on ice.	True	
Cooler Temperature is acceptable.	True	
Cooler Temperature is recorded.	True	
COC is present.	True	
COC is filled out in ink and legible.	True	
COC is filled out with all pertinent information.	True	
Is the Field Sampler's name present on COC?	N/A	
There are no discrepancies between the containers received and the COC.	True	
Samples are received within Holding Time (excluding tests with immediate HTs)	True	
Sample containers have legible labels.	True	
Containers are not broken or leaking.	True	
Sample collection date/times are provided.	True	
Appropriate sample containers are used.	True	
Sample bottles are completely filled.	True	
Sample Preservation Verified.	N/A	
There is sufficient vol. for all requested analyses, incl. any requested MS/MSDs	True	
Containers requiring zero headspace have no headspace or bubble is <6mm (1/4").	N/A	
Multiphasic samples are not present.	True	
Samples do not require splitting or compositing.	True	
Residual Chlorine Checked.	N/A	

Login Sample Receipt Checklist

Client: SCS Engineers

Job Number: 660-124598-1

Login Number: 124642
List Number: 1
Creator: Arevalo, Maria L

List Source: Eurofins Tampa

Question	Answer	Comment
Radioactivity wasn't checked or is </= background as measured by a survey meter.	True	
The cooler's custody seal, if present, is intact.	True	
Sample custody seals, if present, are intact.	True	
The cooler or samples do not appear to have been compromised or tampered with.	True	
Samples were received on ice.	True	
Cooler Temperature is acceptable.	True	
Cooler Temperature is recorded.	True	
COC is present.	True	
COC is filled out in ink and legible.	True	
COC is filled out with all pertinent information.	True	
Is the Field Sampler's name present on COC?	True	
There are no discrepancies between the containers received and the COC.	True	
Samples are received within Holding Time (excluding tests with immediate HTs)	True	
Sample containers have legible labels.	True	
Containers are not broken or leaking.	True	
Sample collection date/times are provided.	True	
Appropriate sample containers are used.	True	
Sample bottles are completely filled.	True	
Sample Preservation Verified.	True	
There is sufficient vol. for all requested analyses, incl. any requested MS/MSDs	True	
Containers requiring zero headspace have no headspace or bubble is <6mm (1/4").	True	
Multiphasic samples are not present.	True	
Samples do not require splitting or compositing.	True	
Residual Chlorine Checked.	N/A	

Login Sample Receipt Checklist

Client: SCS Engineers

Job Number: 660-124598-1

Login Number: 124642
List Number: 2
Creator: Harley, Tynisha

List Source: Eurofins Savannah
List Creation: 10/28/22 06:26 PM

Question	Answer	Comment
Radioactivity wasn't checked or is </= background as measured by a survey meter.	N/A	
The cooler's custody seal, if present, is intact.	True	
Sample custody seals, if present, are intact.	True	
The cooler or samples do not appear to have been compromised or tampered with.	True	
Samples were received on ice.	True	
Cooler Temperature is acceptable.	True	
Cooler Temperature is recorded.	True	
COC is present.	True	
COC is filled out in ink and legible.	True	
COC is filled out with all pertinent information.	True	
Is the Field Sampler's name present on COC?	True	
There are no discrepancies between the containers received and the COC.	True	
Samples are received within Holding Time (excluding tests with immediate HTs)	True	
Sample containers have legible labels.	True	
Containers are not broken or leaking.	True	
Sample collection date/times are provided.	True	
Appropriate sample containers are used.	True	
Sample bottles are completely filled.	True	
Sample Preservation Verified.	N/A	
There is sufficient vol. for all requested analyses, incl. any requested MS/MSDs	True	
Containers requiring zero headspace have no headspace or bubble is <6mm (1/4").	N/A	
Multiphasic samples are not present.	True	
Samples do not require splitting or compositing.	True	
Residual Chlorine Checked.	N/A	

Login Sample Receipt Checklist

Client: SCS Engineers

Job Number: 660-124598-1

Login Number: 124675
List Number: 1
Creator: Hurst, John

List Source: Eurofins Tampa

Question	Answer	Comment
Radioactivity wasn't checked or is </= background as measured by a survey meter.	True	
The cooler's custody seal, if present, is intact.	True	
Sample custody seals, if present, are intact.	True	
The cooler or samples do not appear to have been compromised or tampered with.	True	
Samples were received on ice.	True	
Cooler Temperature is acceptable.	True	
Cooler Temperature is recorded.	True	
COC is present.	True	
COC is filled out in ink and legible.	True	
COC is filled out with all pertinent information.	True	
Is the Field Sampler's name present on COC?	True	
There are no discrepancies between the containers received and the COC.	True	
Samples are received within Holding Time (excluding tests with immediate HTs)	True	
Sample containers have legible labels.	True	
Containers are not broken or leaking.	True	
Sample collection date/times are provided.	True	
Appropriate sample containers are used.	True	
Sample bottles are completely filled.	True	
Sample Preservation Verified.	True	
There is sufficient vol. for all requested analyses, incl. any requested MS/MSDs	True	
Containers requiring zero headspace have no headspace or bubble is <6mm (1/4").	True	
Multiphasic samples are not present.	True	
Samples do not require splitting or compositing.	True	
Residual Chlorine Checked.	N/A	

Login Sample Receipt Checklist

Client: SCS Engineers

Job Number: 660-124598-1

Login Number: 124675
List Number: 2
Creator: Givens, Keshia

List Source: Eurofins Savannah
List Creation: 10/29/22 12:29 PM

Question	Answer	Comment
Radioactivity wasn't checked or is </= background as measured by a survey meter.	N/A	
The cooler's custody seal, if present, is intact.	True	
Sample custody seals, if present, are intact.	True	
The cooler or samples do not appear to have been compromised or tampered with.	True	
Samples were received on ice.	True	
Cooler Temperature is acceptable.	True	
Cooler Temperature is recorded.	True	
COC is present.	True	
COC is filled out in ink and legible.	True	
COC is filled out with all pertinent information.	True	
Is the Field Sampler's name present on COC?	N/A	
There are no discrepancies between the containers received and the COC.	True	
Samples are received within Holding Time (excluding tests with immediate HTs)	True	
Sample containers have legible labels.	True	
Containers are not broken or leaking.	True	
Sample collection date/times are provided.	True	
Appropriate sample containers are used.	True	
Sample bottles are completely filled.	True	
Sample Preservation Verified.	N/A	
There is sufficient vol. for all requested analyses, incl. any requested MS/MSDs	True	
Containers requiring zero headspace have no headspace or bubble is <6mm (1/4").	N/A	
Multiphasic samples are not present.	True	
Samples do not require splitting or compositing.	True	
Residual Chlorine Checked.	N/A	

Login Sample Receipt Checklist

Client: SCS Engineers

Job Number: 660-124598-1

Login Number: 125403
List Number: 1
Creator: Hurst, John

List Source: Eurofins Tampa

Question	Answer	Comment
Radioactivity wasn't checked or is </= background as measured by a survey meter.	True	
The cooler's custody seal, if present, is intact.	True	
Sample custody seals, if present, are intact.	True	
The cooler or samples do not appear to have been compromised or tampered with.	True	
Samples were received on ice.	True	
Cooler Temperature is acceptable.	True	
Cooler Temperature is recorded.	True	
COC is present.	True	
COC is filled out in ink and legible.	True	
COC is filled out with all pertinent information.	True	
Is the Field Sampler's name present on COC?	True	
There are no discrepancies between the containers received and the COC.	True	
Samples are received within Holding Time (excluding tests with immediate HTs)	True	
Sample containers have legible labels.	True	
Containers are not broken or leaking.	True	
Sample collection date/times are provided.	True	
Appropriate sample containers are used.	True	
Sample bottles are completely filled.	True	
Sample Preservation Verified.	True	
There is sufficient vol. for all requested analyses, incl. any requested MS/MSDs	True	
Containers requiring zero headspace have no headspace or bubble is <6mm (1/4").	True	
Multiphasic samples are not present.	True	
Samples do not require splitting or compositing.	True	
Residual Chlorine Checked.	N/A	

Login Sample Receipt Checklist

Client: SCS Engineers

Job Number: 660-124598-1

Login Number: 125403
List Number: 2
Creator: Givens, Keshia

List Source: Eurofins Savannah
List Creation: 12/08/22 02:51 PM

Question	Answer	Comment
Radioactivity wasn't checked or is </= background as measured by a survey meter.	N/A	
The cooler's custody seal, if present, is intact.	True	
Sample custody seals, if present, are intact.	True	
The cooler or samples do not appear to have been compromised or tampered with.	True	
Samples were received on ice.	True	
Cooler Temperature is acceptable.	True	
Cooler Temperature is recorded.	True	
COC is present.	True	
COC is filled out in ink and legible.	True	
COC is filled out with all pertinent information.	True	
Is the Field Sampler's name present on COC?	True	
There are no discrepancies between the containers received and the COC.	True	
Samples are received within Holding Time (excluding tests with immediate HTs)	True	
Sample containers have legible labels.	True	
Containers are not broken or leaking.	True	
Sample collection date/times are provided.	True	
Appropriate sample containers are used.	True	
Sample bottles are completely filled.	True	
Sample Preservation Verified.	N/A	
There is sufficient vol. for all requested analyses, incl. any requested MS/MSDs	True	
Containers requiring zero headspace have no headspace or bubble is <6mm (1/4").	N/A	
Multiphasic samples are not present.	True	
Samples do not require splitting or compositing.	True	
Residual Chlorine Checked.	N/A	

Login Sample Receipt Checklist

Client: SCS Engineers

Job Number: 660-124598-1

Login Number: 125404
List Number: 1
Creator: Hurst, John

List Source: Eurofins Tampa

Question	Answer	Comment
Radioactivity wasn't checked or is </= background as measured by a survey meter.	True	
The cooler's custody seal, if present, is intact.	True	
Sample custody seals, if present, are intact.	True	
The cooler or samples do not appear to have been compromised or tampered with.	True	
Samples were received on ice.	True	
Cooler Temperature is acceptable.	True	
Cooler Temperature is recorded.	True	
COC is present.	True	
COC is filled out in ink and legible.	True	
COC is filled out with all pertinent information.	True	
Is the Field Sampler's name present on COC?	True	
There are no discrepancies between the containers received and the COC.	True	
Samples are received within Holding Time (excluding tests with immediate HTs)	True	
Sample containers have legible labels.	True	
Containers are not broken or leaking.	True	
Sample collection date/times are provided.	True	
Appropriate sample containers are used.	True	
Sample bottles are completely filled.	True	
Sample Preservation Verified.	True	
There is sufficient vol. for all requested analyses, incl. any requested MS/MSDs	True	
Containers requiring zero headspace have no headspace or bubble is <6mm (1/4").	True	
Multiphasic samples are not present.	True	
Samples do not require splitting or compositing.	True	
Residual Chlorine Checked.	N/A	

Login Sample Receipt Checklist

Client: SCS Engineers

Job Number: 660-124598-1

Login Number: 125404
List Number: 2
Creator: Givens, Keshia

List Source: Eurofins Savannah
List Creation: 12/08/22 02:51 PM

Question	Answer	Comment
Radioactivity wasn't checked or is </= background as measured by a survey meter.	N/A	
The cooler's custody seal, if present, is intact.	True	
Sample custody seals, if present, are intact.	True	
The cooler or samples do not appear to have been compromised or tampered with.	True	
Samples were received on ice.	True	
Cooler Temperature is acceptable.	True	
Cooler Temperature is recorded.	True	
COC is present.	True	
COC is filled out in ink and legible.	True	
COC is filled out with all pertinent information.	True	
Is the Field Sampler's name present on COC?	True	
There are no discrepancies between the containers received and the COC.	True	
Samples are received within Holding Time (excluding tests with immediate HTs)	True	
Sample containers have legible labels.	True	
Containers are not broken or leaking.	True	
Sample collection date/times are provided.	True	
Appropriate sample containers are used.	True	
Sample bottles are completely filled.	True	
Sample Preservation Verified.	N/A	
There is sufficient vol. for all requested analyses, incl. any requested MS/MSDs	True	
Containers requiring zero headspace have no headspace or bubble is <6mm (1/4").	N/A	
Multiphasic samples are not present.	True	
Samples do not require splitting or compositing.	True	
Residual Chlorine Checked.	N/A	