

Board of County Commissioners

DEPARTMENT OF PUBLIC WORKS

SOLID WASTE MANAGEMENT DIVISION

P.O. Box 340, Lecanto, Florida 34460

Telephone: (352) 527-7670 FAX: (352) 527-7672

email: landfillinfo@bocc.citrus.fl.us

TDD Telephone 527-5303

Citrus Springs/Dunnellon/Inglis/Yankeetown area Toll Free (352) 489-2120

39859

October 12, 2009

Mr. John Morris,
Florida Department of
Environmental Protection
13051 N Telecom Pkwy
Temple Terrace, FL 33637-0926

Dept. of Environmental Protection

OCT 16 2009

Southwest District

**RE: WEEKLY LEACHATE MONITORING REPORT FOR CITRUS COUNTY CENTRAL
LANDFILL 60 AND 80 ACRE SITES - PERMIT NO. 21375-008-SO/01**

Dear Mr. Morris:

Enclosed please find the quarterly Operator's Reports for the months of July, August and September, 2009.

The monthly analytical reports are now included with the quarterly report submitted by SCS Engineers for the Landfill. The attached summary is included for reference.

Should further information or clarification be necessary, please do not hesitate to contact me.

Sincerely,

T. Casey Stephens
Assistant Director, Division of
Solid Waste Management

CC: Glenn W. McCracken, Director, Department of Public Works (w/xls sheet)
Susan Pelz, Florida Department of Environmental Protection (w/xls sheet)

CITRUS COUNTY CENTRAL LANDFILL
WEEKLY LEACHATE MONITORING

SAC Laboratories		MAXIMUM CONTAMINANT LEVEL BY PERMIT			
Results	20	10	20		
DATE	CBOD < 5 day MG/L	NITRATE < MG/L	SUSPENDED SOLIDS MG/L		
7/1/09	5.96	5.68	5.0		
8/5/09	2.38	0.38	5.0		
9/9/09	1.54	0.45	3.5		

cjw

CITRUS COUNTY CENTRAL LANDFILL

DEPARTMENT OF ENVIRONMENTAL PROTECTION DISCHARGE MONITORING REPORT - PART A

WHEN COMPLETED MAIL THIS REPORT TO: **DEPARTMENT OF ENVIRONMENTAL PROTECTION SOUTHWEST DISTRICT**
Solid Waste Section, 3805 Coconut Palm Drive Tampa, FL 33619-8218

PERMITTEE NAME: Citrus County Board Of County Commissioners
MAILING ADDRESS: P.O. Box 340
 Lecanto, FL 34460

PERMIT NUMBER: 21375-008-SO/01
WACS FACILITY ID NUMBER: SWD/09/039859
TEST SITE ID NUMBER: WACS 175
MONITORING PERIOD:


FACILITY: Central Landfill Leachate Plant
LOCATION: 230 W. Gulf to Lake Hwy
 Lecanto, FL 34461
COUNTY: Citrus

From: 7/1 **To:** 07/31/2009
CLASS SIZE: 1-C
REPORT: Quarterly
GROUP: Solid Waste

Please read instructions before completing this form.

Parameter		Quantity or Loading			Quality or Concentration			No. Ex	Frequency of Analysis	Sample Type
		Avg.	Max.	Units	Min.	Avg.	Max.			
Flow, in conduit or thru treatment plant	Sample Measurement	0.01		MGD						
PARM Code 50053	Permit Requirement	Report Mon AVG.	.030 (3) Month Rolling Average	MGD					Daily	Metered
C OD, 5 day 20 degree C	Sample Measurement					6.0		mg/L		
PARM Code 80082	Permit Requirement					20 (Mo. Avg.)		mg/L	Weekly	Grab
Total Suspended Solids	Sample Measurement					5.0		mg/L		
PARM Code 900201	Permit Requirement					20 (Mo. Avg.)		mg/L	Weekly	Grab
Nitrate (as N)	Sample Measurement						5.7	mg/L		
PARM Code 071850	Permit Requirement					10.0 (Mo. Avg.)		mg/L	Weekly	Grab
pH	Sample Measurement				7.5		8.5	S.U.		
PARM Code 00500	Permit Requirement				6.5 Min.		8.5 Max.	S.U.	Daily	Grab

I certify under penalty of law that I have personally examined and am familiar with the information submitted herein; and based on my inquiry of those individuals immediately responsible for obtaining the information, I believe the submitted information is true, accurate, and complete. I am aware that there are significant penalties for submitting false information the possibility of fine and imprisonment

Name/Title of Principal Executive Officer or Authorized Agent	Signature of Principal Executive Officer or Authorized Agent	Telephone No. (include area code)	Date (mm/dd/yy)
Gerald Nusbaum Utility Operator II B/14117		(352)527-7670	08/07/09

COMMENT AND EXPLANATION OF ANY VIOLATIONS (Reference all attachments here):
 * Rolling Annual Average is the average of the current month's average and the preceding 11 monthly averages.

CITRUS COUNTY CENTRAL LANDFILL

DAILY SAMPLE RESULTS - PART B

Facility: **Central Landfill Leachate Plant**
 PERMIT NUMBER: **21375-008-SO/01**

Three-month Average Daily Flow: **0.010**
 Daily Flow % of Permitted Capacity: **33.3%**

Month/Year: **7/09**

Days of the Month	1	2	3	4	5	6	7	8	9	10	11	12	13	14	15	16	17	18	19	20	21	22	23	24	25	26	27	28	29	30	31
Flow (MGD) PARM Code 50053	0.008	0.010	0.011	0.009	0.007	0.011	0.010	0.008	0.014	0.010	0.008	0.013	0.009	0.014	0.012	0.017	0.018	0.018	0.022	0.022	0.021	0.019	0.019	0.019	0.019	0.015	0.015	0.013	0.008	0.007	0.007
CBOD5 Effluent (mg/L as O2) PARM Code 80082	6.0																														
TSS Effluent (mg/L) PARM Code 900201	5.0																														
Nitrate (as N) (mg/L) PARM Code 071850	5.7																														
pH Effluent (standard units) PARM Code 00500	8.2	7.8	7.8	7.9	8.0	7.9	7.9	8.0	7.9	8.0	7.5	7.6	8.2	7.9	8.0	8.2	8.5	8.4	8.0	8.0	8.2	8.3	8.3	8.2	8.3	7.9	8.0	7.9	7.8	7.7	8.0

PLANT STAFFING:

Day Shift Operator	Class: B	Certificate No.: 14117	Name: Gerald Nusbaum
Evening Shift Operator	Class:	Certificate No.:	Name:
Night Shift Operator	Class:	Certificate No.:	Name:
Lead Operator	Class: B	Certificate No.: 13057	Name: Gary Loggins

Type of Effluent Disposal or Reclaimed Water Reuse: Perc. Pond
 Limited Wet Weather Discharge Activated: No: Yes: Not applicable: **X**

* Attach additional sheets if necessary to list all certified operators.

CITRUS COUNTY CENTRAL LANDFILL

DEPARTMENT OF ENVIRONMENTAL PROTECTION DISCHARGE MONITORING REPORT - PART A

WHEN COMPLETED MAIL THIS REPORT TO: DEPARTMENT OF ENVIRONMENTAL PROTECTION SOUTHWEST DISTRICT
Solid Waste Section, 3805 Coconut Palm Drive Tampa, FL 33619-8218

PERMITTEE NAME: Citrus County Board Of County Commissioners
MAILING ADDRESS: P.O. Box 340
Lecanto, FL 34460

PERMIT NUMBER: 21375-008-SO/01
WACS FACILITY ID NUMBER: SWD/09/039859
TEST SITE ID NUMBER: WACS 175
MONITORING PERIOD:

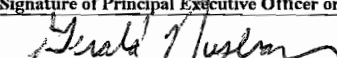
FACILITY: Central Landfill Leachate Plant
LOCATION: 230 W. Gulf to Lake Hwy
Lecanto, FL 34461
COUNTY: Citrus

From: 8/1 To: 08/31/2009
CLASS SIZE: 1-C
REPORT: Quarterly
GROUP: Solid Waste

Please read instructions before completing this form.

Parameter		Quantity or Loading			Quality or Concentration			No. Ex	Frequency of Analysis	Sample Type
		Avg.	Max.	Units	Min.	Avg.	Max.			
Flow, in conduit or thru treatment plant	Sample Measurement	0.011		MGD						
PARM Code 50053	Permit Requirement	Report Mon. AVG.	.030 (3) Month Rolling Average	MGD					Daily	Metered
C OD, 5 day 20 degree C	Sample Measurement					2.4		mg/L		
PARM Code 80082	Permit Requirement					20 (Mo. Avg.)		mg/L	Weekly	Grab
Total Suspended Solids	Sample Measurement					5.0		mg/L		
PARM Code 900201	Permit Requirement					20 (Mo. Avg.)		mg/L	Weekly	Grab
Nitrate (as N)	Sample Measurement						0.4	mg/L		
PARM Code 071850	Permit Requirement					10.0 (Mo. Avg.)		mg/L	Weekly	Grab
pH	Sample Measurement				7.8		8.3	S.U.		
PARM Code 00500	Permit Requirement				6.5 Min.		8.5 Max.	S.U.	Daily	Grab

I certify under penalty of law that I have personally examined and am familiar with the information submitted herein; and based on my inquiry of those individuals immediately responsible for obtaining the information, I believe the submitted information is true, accurate, and complete. I am aware that there are significant penalties for submitting false information, the possibility of fine and imprisonment.

Name/Title of Principal Executive Officer or Authorized Agent	Signature of Principal Executive Officer or Authorized Agent	Telephone No. (include area code)	Date (mm/dd/yy)
Gerald Nusbaum Utility Operator II B/14117		(352)527-7670	09/03/09

COMMENT AND EXPLANATION OF ANY VIOLATIONS (Reference all attachments here):

* Rolling Annual Average is the average of the current month's average and the preceding 11 monthly averages.

CITRUS COUNTY CENTRAL LANDFILL

DAILY SAMPLE RESULTS - PART B

Facility : Central Landfill Leachate Plant
 PERMIT NUMBER: 21375-008-SO/01

Three-month Average Daily Flow: 0.012
 Daily Flow % of Permitted Capacity: 40.0%

Month/Year: 8/09

Days of the Month	1	2	3	4	5	6	7	8	9	10	11	12	13	14	15	16	17	18	19	20	21	22	23	24	25	26	27	28	29	30	31
Flow (MGD)	0.005	0.009	0.004	0.006	0.008	0.014	0.015	0.011	0.006	0.009	0.008	0.016	0.016	0.014	0.012	0.004	0.007	0.016	0.014	0.015	0.016	0.017	0.009	0.014	0.016	0.019	0.000	0.000	0.011	0.016	0.014
PARM Code 50053																															
CBOD5 Effluent (mg/L as O2)					2.4																										
PARM Code 80082																															
TSS Effluent (mg/L)					5.0																										
PARM Code 900201																															
Nitrate (as N) (mg/L)					0.4																										
PARM Code 071850																															
pH Effluent (standard units)	8.2	8.2	8.3	8.0	8.2	8.2	8.3	8.3	8.3	8.3	8.3	8.1	8.1	8.3	8.3	8.0	8.0	7.8	8.0	8.3	8.0	8.0	8.0	8.1	8.2	7.9	8.3	8.0	7.9	7.8	7.8
PARM Code 00500																															

PLANT STAFFING:

Day Shift Operator	Class: B	Certificate No.: 14117	Name: Gerald Nusbaum
Evening Shift Operator	Class:	Certificate No.:	Name:
Night Shift Operator	Class:	Certificate No.:	Name:
Lead Operator	Class: B	Certificate No.: 13057	Name: Gary Loggins

Type of Effluent Disposal or Reclaimed Water Reuse: Perc. Pond
 Limited Wet Weather Discharge Activated : No: Yes: Not applicable: X

* Attach additional sheets if necessary to list all certified operators.

CITRUS COUNTY CENTRAL LANDFILL

DEPARTMENT OF ENVIRONMENTAL PROTECTION DISCHARGE MONITORING REPORT - PART A

WHEN COMPLETED MAIL THIS REPORT TO: DEPARTMENT OF ENVIRONMENTAL PROTECTION SOUTHWEST DISTRICT
Solid Waste Section, 3805 Coconut Palm Drive Tampa, FL 33619-8218

PERMITTEE NAME: Citrus County Board Of County Commissioners
MAILING ADDRESS: P.O. Box 340
Lecanto, FL 34460

FACILITY: Central Landfill Leachate Plant
LOCATION: 230 W. Gulf to Lake Hwy
Lecanto, FL 34461

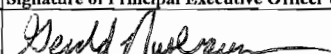
COUNTY: Citrus

PERMIT NUMBER: 21375-008-SO/01
WACS FACILITY ID NUMBER: SWD/09/039859
TEST SITE ID NUMBER: WACS 175
MONITORING PERIOD: From: 9/1 To: 09/30/2009
CLASS SIZE: 1-C
REPORT: Quarterly
GROUP: Solid Waste

Please read instructions before completing this form.

Parameter		Quantity or Loading			Quality or Concentration			No. Ex	Frequency of Analysis	Sample Type
		Avg.	Max.	Units	Min.	Avg.	Max.			
Flow, in conduit or thru treatment plant	Sample Measurement	0.011		MGD						
PARM Code 50053	Permit Requirement	Report Mon. AVG.	030 (3) Month Rolling Average	MGD					Daily	Metered
C OD. 5 day 20 degree C	Sample Measurement					1.5		mg/L		
PARM Code 80082	Permit Requirement					20 (Mo. Avg.)		mg/L	Weekly	Grab
Total Suspended Solids	Sample Measurement					3.5		mg/L		
PARM Code 900201	Permit Requirement					20 (Mo. Avg.)		mg/L	Weekly	Grab
Nitrate (as N)	Sample Measurement						0.5	mg/L		
PARM Code 071850	Permit Requirement					10.0 (Mo. Avg.)		mg/L	Weekly	Grab
pH	Sample Measurement				7.9		8.5	S.U.		
PARM Code 00500	Permit Requirement				6.5 Min.		8.5 Max.	S.U.	Daily	Grab

I certify under penalty of law that I have personally examined and am familiar with the information submitted herein; and based on my inquiry of those individuals immediately responsible for obtaining the information, Gerald Nusbaum Utility Operator II

Name/Title of Principal Executive Officer	B/14117	Signature of Principal Executive Officer or Authorized Agent	Telephone No. (include area code)	Date (mm/dd/yy)
Gary Loggins	Utility Operator III C/13057		(352)527-7670	10/07/09

COMMENT AND EXPLANATION OF ANY VIOLATIONS (Reference all attachments here):

* Rolling Annual Average is the average of the current month's average and the preceding 11 monthly averages.

A-1

CITRUS COUNTY CENTRAL LANDFILL

DAILY SAMPLE RESULTS - PART B

Facility: Central Landfill Leachate Plant

PERMIT NUMBER: 21375-008-SO/01

Month/Year: 9/09

Three-month Average Daily Flow:
Daily Flow % of Permitted Capacity:

0.012
40.0%

Days of the Month	1	2	3	4	5	6	7	8	9	10	11	12	13	14	15	16	17	18	19	20	21	22	23	24	25	26	27	28	29	30
Flow (MGD) PARM Code 50053	0.000	0.000	0.000	0.000	0.008	0.004	0.004	0.007	0.015	0.012	0.013	0.013	0.016	0.015	0.011	0.013	0.016	0.017	0.012	0.013	0.016	0.015	0.012	0.014	0.013	0.010	0.011	0.009	0.012	0.013
CBOD5 Effluent (mg/L as O2) PARM Code 80082									1.5																					
TSS Effluent (mg/L) PARM Code 900201									3.5																					
Nitrate (as N) (mg/L) PARM Code 071850									0.5																					
pH Effluent (standard units) PARM Code 00500	7.9	8.1	7.9	8.2	8.1	8.1	8.0	8.1	8.2	8.5	8.5	8.4	8.2	8.1	8.3	8.2	8.1	8.1	8.1	8.2	8.0	8.1	8.2	8.1	8.0	8.1	8.0	7.9	8.0	8.0

PLANT STAFFING:

Day Shift Operator	Class: B	Certificate No.: 14117	Name: Gerald Nusbaum
Evening Shift Operator	Class:	Certificate No.:	Name:
Night Shift Operator	Class:	Certificate No.:	Name:
Lead Operator	Class: C	Certificate No.: 13057	Name: Gary Loggins

Type of Effluent Disposal or Reclaimed Water Reuse: Perc. Pond
 Limited Wet Weather Discharge Activated : No: Yes: Not applicable: X

* Attach additional sheets if necessary to list all certified operators.