


301859



**Board of County Commissioners
DEPARTMENT OF PUBLIC WORKS
SOLID WASTE MANAGEMENT DIVISION**

P.O. Box 340, Lecanto, Florida 34460
Telephone: (352) 527-7670 FAX: (352) 527-7672
email: landfillinfo@bocc.citrus.fl.us
TDD Telephone 527-5303
Citrus Springs/Dunnellon/Inglis/Yankeetown area Toll Free (352) 489-2120

January 7, 2010

Dept. of Environmental Protection

Mr. John Morris,
Florida Department of
Environmental Protection
13051 N Telecom Pkwy
Temple Terrace, Fl 33637-0926

JAN 7 2010

Southwest District

**RE: WEEKLY LEACHATE MONITORING REPORT FOR CITRUS COUNTY CENTRAL
LANDFILL 60 AND 80 ACRE SITES - PERMIT NO. 21375-008-SO/01**

Dear Mr. Morris:

Enclosed please find the quarterly Operator's Reports for the months of October, November and December, 2009.

The monthly analytical reports are now included with the quarterly report submitted by SCS Engineers for the Landfill. The attached summary is included for reference.

Should further information or clarification be necessary, please do not hesitate to contact me.

Sincerely,

T. Casey Stephens
Assistant Director, Division of
Solid Waste Management

CC: Glenn W. McCracken, Director, Department of Public Works (w/xls sheet)
Susan Pelz, Florida Department of Environmental Protection (w/xls sheet)

CITRUS COUNTY CENTRAL LANDFILL
WEEKLY LEACHATE MONITORING

SAC Laboratories		MAXIMUM CONTAMINANT LEVEL BY PERMIT			
Results	20	10	20		
	CBOD		SUSPENDED		
DATE	< 5 day	MG/L < NITRATE	MG/L <	SOLIDS MG/L	
10/7/09	1.48	1.01		5.0	
11/4/09	2.4	3.6	<	1.0	
12/9/09	1.76	1.38	<	1.0	

cjw

CITRUS COUNTY CENTRAL LANDFILL

DEPARTMENT OF ENVIRONMENTAL PROTECTION DISCHARGE MONITORING REPORT - PART A

WHEN COMPLETED MAIL THIS REPORT TO:

DEPARTMENT OF ENVIRONMENTAL PROTECTION SOUTHWEST DISTRICT

Solid Waste Section, 3805 Coconut Palm Drive Tampa, FL 33619-8218

PERMITEE NAME: Citrus County Board Of County Commissioners
MAILING ADDRESS: P.O. Box 340
 Lecanto, FL 34460

PERMIT NUMBER: 21375-008-SO/01
WACS FACILITY ID NUMBER: SWD/09/039859
TEST SITE ID NUMBER: WACS 175
MONITORING PERIOD:

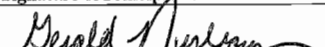
FACILITY: Central Landfill Leachate Plant
LOCATION: 230 W. Gulf to Lake Hwy
 Lecanto, FL 34461
COUNTY: Citrus

From: 10/1 **To:** 10/31/2009
CLASS SIZE: 1-C
REPORT: Quarterly
GROUP: Solid Waste

Please read instructions before completing this form.

Parameter		Quantity or Loading			Quality or Concentration			No. Ex	Frequency of Analysis	Sample Type
		Avg.	Max.	Units	Min.	Avg.	Max.			
Flow, in conduit or thru treatment plant	Sample Measurement	0.010		MGD						
PARM Code 50053	Permit Requirement	Report Mon. AVG.	.030 (3) Month Rolling Average	MGD					Daily	Metered
COD, 5 day 20 degree C	Sample Measurement					1.5		mg/L		
PARM Code 80082	Permit Requirement					20 (Mo. Avg.)		mg/L	Weekly	Grab
Total Suspended Solids	Sample Measurement					5.0		mg/L		
PARM Code 900201	Permit Requirement					20 (Mo. Avg.)		mg/L	Weekly	Grab
Nitrate (as N)	Sample Measurement						1.0	mg/L		
PARM Code 071850	Permit Requirement					10.0 (Mo. Avg.)		mg/L	Weekly	Grab
pH	Sample Measurement				7.6		8.1	S.U.		
PARM Code 00500	Permit Requirement				6.5 Min.		8.5 Max.	S.U.	Daily	Grab

I certify under penalty of law that I have personally examined and am familiar with the information submitted herein; and based on my inquiry of those individuals immediately responsible for obtaining the information, I believe the submitted information is true, accurate, and complete. I am aware that there are significant penalties for submitting false information, the possibility of fine and imprisonment.

Name/Title of Principal Executive Officer or Authorized Agent	Signature of Principal Executive Officer or Authorized Agent	Telephone No. (include area code)	Date (mm/dd/yy)
Gerald Nusbaum Utility Operator II B/14117		(352)527-7670	11/05/09

COMMENT AND EXPLANATION OF ANY VIOLATIONS (Reference all attachments here):
 * Rolling Annual Average is the average of the current month's average and the preceding 11 monthly averages.

CITRUS COUNTY CENTRAL LANDFILL

DAILY SAMPLE RESULTS - PART B

Facility: **Central Landfill Leachate Plant**

PERMIT NUMBER: 21375-008-SO/01

Month/Year: 10/09

Three-month Average Daily Flow:

0.010

Daily Flow % of Permitted Capacity:

33.3%

Days of the Month	1	2	3	4	5	6	7	8	9	10	11	12	13	14	15	16	17	18	19	20	21	22	23	24	25	26	27	28	29	30	31	
Flow (MGD) PARM Code 50053	0.016	0.013	0.011	0.016	0.016	0.014	0.012	0.015	0.016	0.013	0.010	0.010	0.007	0.006	0.013	0.003	0.004	0.006	0.006	0.007	0.012	0.008	0.000	0.011	0.004	0.004	0.012	0.011	0.008	0.011	0.013	
CBOD5 Effluent (mg/L as O2) PARM Code 80082							1.5																									
TSS Effluent (mg/L) PARM Code 900201							5.0																									
Nitrate (as N) (mg/L) PARM Code 071850							1.0																									
pH Effluent (standard unite) PARM Code 00500	7.9	8.0	7.7	7.9	7.8	7.7	7.9	8.1	8.1	8.0	7.8	7.7	8.0	7.7	7.7	7.7	7.6	7.8	7.9	7.8	7.9	8.0	7.9	7.9	8.0	7.9	7.8	7.8	7.9	7.9	8.1	

PLANT STAFFING:

Day Shift Operator	Class: B	Certificate No.: 14117	Name: Gerald Nusbaum
Evening Shift Operator	Class:	Certificate No.:	Name:
Night Shift Operator	Class:	Certificate No.:	Name:
Lead Operator	Class: B	Certificate No.: 13057	Name: Gary Loggins

Type of Effluent Disposal or Reclaimed Water Reuse: Perc. Pond

Limited Wet Weather Discharge Activated: No: Yes: Not applicable: X

* Attach additional sheets if necessary to list all certified operators.

CITRUS COUNTY CENTRAL LANDFILL

DEPARTMENT OF ENVIRONMENTAL PROTECTION DISCHARGE MONITORING REPORT - PART A

WHEN COMPLETED MAIL THIS REPORT TO: DEPARTMENT OF ENVIRONMENTAL PROTECTION SOUTHWEST DISTRICT
 Solid Waste Section, 3805 Coconut Palm Drive Tampa, FL 33619-8218

PERMITTEE NAME: Citrus County Board Of County Commissioners
MAILING ADDRESS: P.O. Box 340
 Lecanto, FL 34460

PERMIT NUMBER: 21375-008-SO/01
WACS FACILITY ID NUMBER: SWD/09/039859
TEST SITE ID NUMBER: WACS 175
MONITORING PERIOD:

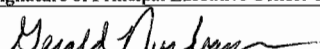
FACILITY: Central Landfill Leachate Plant
LOCATION: 230 W. Gulf to Lake Hwy
 Lecanto, FL 34461
COUNTY: Citrus

From: 11/1 **To:** 11/30/2009
CLASS SIZE: 1-C
REPORT: Quarterly
GROUP: Solid Waste

Please read instructions before completing this form.

Parameter		Quantity or Loading			Quality or Concentration			No. Ex	Frequency of Analysis	Sample Type
		Avg.	Max.	Units	Min.	Avg.	Max.			
Flow, in conduit or thru treatment plant	Sample Measurement	0.011		MGD						
PARM Code 50053	Permit Requirement	Report Mon. AVG.	.030 (3) Month Rolling Average	MGD					Daily	Metered
C OD. 5 day 20 degree C	Sample Measurement					2.4		mg/L		
PARM Code 80082	Permit Requirement					20 (Mo. Avg.)		mg/L	Weekly	Grab
Total Suspended Solids	Sample Measurement					1.0		mg/L		
PARM Code 900201	Permit Requirement					20 (Mo. Avg.)		mg/L	Weekly	Grab
Nitrate (as N)	Sample Measurement						3.6	mg/L		
PARM Code 071850	Permit Requirement					10.0 (Mo. Avg.)		mg/L	Weekly	Grab
pH	Sample Measurement				7.5		8.4	S.U.		
PARM Code 00500	Permit Requirement				6.5 Min.		8.5 Max.	S.U.	Daily	Grab

I certify under penalty of law that I have personally examined and am familiar with the information submitted herein; and based on my inquiry of those individuals immediately responsible for obtaining the information, I believe the submitted information is true, accurate, and complete. I am aware that there are significant penalties for submitting false information the possibility of fine and imprisonment

Name/Title of Principal Executive Officer or Authorized Agent	Signature of Principal Executive Officer or Authorized Agent	Telephone No. (include area code)	Date (yy/mm/dd)
Gerald Nusbaum Utility Operator II B/14117		(352)527-7670	12/04/09

COMMENT AND EXPLANATION OF ANY VIOLATIONS (Reference all attachments here):
 * Rolling Annual Average is the average of the current month's average and the preceding 11 monthly averages.

CITRUS COUNTY CENTRAL LANDFILL

DAILY SAMPLE RESULTS - PART B

Facility: Central Landfill Leachate Plant

PERMIT NUMBER: 21375-008-SO/01

Month/Year: 11/09

Three-month Average Daily Flow: **0.010**

Daily Flow % of Permitted Capacity: **33.3%**

Days of the Month	1	2	3	4	5	6	7	8	9	10	11	12	13	14	15	16	17	18	19	20	21	22	23	24	25	26	27	28	29	30						
Flow (MGD) PARM Code 50053	0.011	0.012	0.013	0.012	0.012	0.011	0.011	0.011	0.014	0.005	0.012	0.006	0.008	0.018	0.013	0.015	0.017	0.013	0.009	0.007	0.009	0.011	0.013	0.013	0.012	0.011	0.003	0.005	0.005	0.007						
CBOD5 Effluent (mg/L as O2) PARM Code 80082				2.4																																
TSS Effluent (mg/L) PARM Code 900201				1.0																																
Nitrate (as N) (mg/L) PARM Code 071850				3.6																																
pH Effluent (standard units) PARM Code 00500	8.1	7.7	7.8	7.7	7.7	7.9	7.7	7.7	7.9	7.9	7.9	7.7	8.0	8.1	8.0	8.1	8.2	8.4	7.5	7.5	7.5	7.5	7.9	7.8	7.8	7.9	7.7	7.8	7.5	8.1						

PLANT STAFFING:

Day Shift Operator	Class: B	Certificate No.: 14117	Name: Gerald Nusbaum
Evening Shift Operator	Class:	Certificate No.:	Name:
Night Shift Operator	Class:	Certificate No.:	Name:
Lead Operator	Class: B	Certificate No.: 13057	Name: Gary Loggins

Type of Effluent Disposal or Reclaimed Water Reuse:
 Limited Wet Weather Discharge Activated . **No:** **Yes:** **Perc. Pond** **Not applicable: X**

* Attach additional sheets if necessary to list all certified operators.

CITRUS COUNTY CENTRAL LANDFILL

DEPARTMENT OF ENVIRONMENTAL PROTECTION DISCHARGE MONITORING REPORT - PART A

WHEN COMPLETED MAIL THIS REPORT TO: DEPARTMENT OF ENVIRONMENTAL PROTECTION SOUTHWEST DISTRICT
 Solid Waste Section, 3805 Coconut Palm Drive Tampa, FL 33619-8218

PERMITTEE NAME: Citrus County Board Of County Commissioners
MAILING ADDRESS: P.O. Box 340
 Lecanto, FL 34460

PERMIT NUMBER: 21375-008-SO/01
WACS FACILITY ID NUMBER: SWD/09/039859
TEST SITE ID NUMBER: WACS 175
MONITORING PERIOD:


FACILITY: Central Landfill Leachate Plant
LOCATION: 230 W. Gulf to Lake Hwy
 Lecanto, FL 34461
COUNTY: Citrus

From: 12/1 **To:** 12/31/2009
CLASS SIZE: 1-C
REPORT: Quarterly
GROUP: Solid Waste

Please read instructions before completing this form.

Parameter		Quantity or Loading			Quality or Concentration			No. Ex	Frequency of Analysis	Sample Type
		Avg.	Max.	Units	Min.	Avg.	Max.			
Flow, in conduit or thru treatment plant	Sample Measurement	0.007		MGD						
PARM Code 50053	Permit Requirement	Report Mon. AVG.	.030 (3) Month Rolling Average	MGD					Daily	Metered
C OD, 5 day 20 degree C	Sample Measurement					1.8		mg/L		
PARM Code 80082	Permit Requirement					20 (Mo. Avg.)		mg/L	Weekly	Grab
Total Suspended Solids	Sample Measurement					1.0		mg/L		
PARM Code 900201	Permit Requirement					20 (Mo. Avg.)		mg/L	Weekly	Grab
Nitrate (as N)	Sample Measurement						1.4	mg/L		
PARM Code 071850	Permit Requirement					10.0 (Mo. Avg.)		mg/L	Weekly	Grab
pH	Sample Measurement				7.7		8.5	S.U.		
PARM Code 00500	Permit Requirement				6.5 Min.		8.5 Max.	S.U.	Daily	Grab

I certify under penalty of law that I have personally examined and am familiar with the information submitted herein; and based on my inquiry of those individuals immediately responsible for obtaining the information, I believe the submitted information is true, accurate, and complete. I am aware that there are significant penalties for submitting false information the possibility of fine and imprisonment

Name/Title of Principal Executive Officer or Authorized Agent	Signature of Principal Executive Officer or Authorized Agent	Telephone No. (include area code)	Date (yy/mm/dd)
Gerald Nusbaum Utility Operator II B/14117		(352)527-7670	01/06/10

COMMENT AND EXPLANATION OF ANY VIOLATIONS (Reference all attachments here):
 * Rolling Annual Average is the average of the current month's average and the preceding 11 monthly averages.

CITRUS COUNTY CENTRAL LANDFILL

DAILY SAMPLE RESULTS - PART B

Facility: Central Landfill Leachate Plant

PERMIT NUMBER: 21375-008-SO/01

Three-month Average Daily Flow: 0.009

Month/Year: 12/09


Daily Flow % of Permitted Capacity: 30.0%

Days of the Month	1	2	3	4	5	6	7	8	9	10	11	12	13	14	15	16	17	18	19	20	21	22	23	24	25	26	27	28	29	30	31
Flow (MGD) PARM Code 50053	0.009	0.007	0.000	0.013	0.007	0.005	0.005	0.006	0.004	0.008	0.009	0.007	0.007	0.007	0.006	0.008	0.008	0.009	0.007	0.004	0.002	0.008	0.007	0.007	0.007	0.005	0.004	0.003	0.011	0.000	0.000
CBOD5 Effluent (mg/L as O2) PARM Code 80082									1.8																						
TSS Effluent (mg/L) PARM Code 900201									1.0																						
Nitrate (as N) (mg/L) PARM Code 071850									1.4																						
pH Effluent (standard units) PARM Code 00500	7.6	7.4	7.7	7.9	7.9	7.7	7.9	8.1	7.7	8.0	8.1	7.9	7.7	7.7	7.8	7.8	7.8	8.0	8.3	8.3	8.4	8.4	8.4	8.1	8.2	8.5	8.2	8.1	8.1	8.2	8.2

PLANT STAFFING: Day Shift Operator Class: B Certificate No.: 14117 Name: Gerald Nusbaum
 Evening Shift Operator Class: Certificate No.: Name:
 Night Shift Operator Class: Certificate No.: Name:
 Lead Operator Class: B Certificate No.: 13057 Name: Gary Loggins

Type of Effluent Disposal or Reclaimed Water Reuse: Perc. Pond
 Limited Wet Weather Discharge Activated: No: Yes: Not applicable: X

* Attach additional sheets if necessary to list all certified operators.



Board of County Commissioners

DEPARTMENT OF PUBLIC WORKS SOLID WASTE MANAGEMENT DIVISION

P.O. Box 340, Lecanto, Florida 34460

Telephone: (352) 527-7670 FAX: (352) 527-7672

email: landfillinfo@bocc.citrus.fl.us

TDD Telephone 527-5303

Citrus Springs/Dunnellon/Inglis/Yankeetown area Toll Free (352) 489-2120

January 7, 2010

Dept. of Environmental Protection

JAN 7 2010

Southwest District

Mr. John Morris,
Florida Department of
Environmental Protection
13051 N Telecom Pkwy
Temple Terrace, FL 33637-0926

**RE: WEEKLY LEACHATE MONITORING REPORT FOR CITRUS COUNTY CENTRAL
LANDFILL 60 AND 80 ACRE SITES - PERMIT NO. 21375-008-SO/01**


Dear Mr. Morris:

Enclosed please find the quarterly Operator's Reports for the months of October, November and December, 2009.

The monthly analytical reports are now included with the quarterly report submitted by SCS Engineers for the Landfill. The attached summary is included for reference.

Should further information or clarification be necessary, please do not hesitate to contact me.

Sincerely,



T. Casey Stephens
Assistant Director, Division of
Solid Waste Management

CC: Glenn W. McCracken, Director, Department of Public Works (w/xls sheet)
Susan Pelz, Florida Department of Environmental Protection (w/xls sheet)

CITRUS COUNTY CENTRAL LANDFILL
WEEKLY LEACHATE MONITORING

SAC Laboratories		MAXIMUM CONTAMINANT LEVEL BY PERMIT			
Results	20	10	20		
DATE	< 5 day CBOD MG/L	< NITRATE MG/L	< SOLIDS MG/L		
10/7/09	1.48	1.01			5.0
11/4/09	2.4	3.6	<		1.0
12/9/09	1.76	1.38	<		1.0

cjw